

LEGENDRIAN AND TRANSVERSAL KNOTS

JOHN B. ETNYRE

1. INTRODUCTION

Contact structures on manifolds and Legendrian and transversal knots in them are very natural objects, born over two centuries ago, in the work of Huygens, Hamilton and Jacobi on geometric optics and work of Lie on partial differential equations. They touch on diverse areas of mathematics and physics, and have deep connections with topology and dynamics in low dimensions. The study of Legendrian knots is now a rich and beautiful theory with many applications. This survey is an introduction to, and overview of the current state of knot theory in contact geometry. For a discussion of the driving questions in the field see [38] and for a more historical discussion of contact geometry see [48].

This paper will concentrate on Legendrian and transversal knots in dimension three where their theory is most fully developed and where they are most intimately tied to topology. Moreover, in this dimension one may use a predominately topological and combinatorial approach to their study. In Section 6 we will make our only excursion into the study of higher dimensional Legendrian knots.

Throughout this survey we assume the reader is familiar with basic topology at the level of [76]. We have tried to keep the contact geometry prerequisites to a minimum, but it would certainly be helpful to have had some prior exposure to the basics as can be found in [33, 49]. Some of the proofs in Section 5 rely on convex surface theory which can be found in [33], but references to convex surfaces can be largely ignored without serious loss of continuity.

CONTENTS

1. Introduction	1
2. Definitions and examples	4
2.1. The standard contact structure on \mathbb{R}^3	4
2.2. Other contact structures	4
2.3. Legendrian knots	5
2.4. Transverse knots	10
2.5. Types of classification	12
2.6. Invariants of Legendrian and transversal knots	13
2.7. Stabilizations	16
2.8. Surfaces and the classical invariants	17
2.9. Relation between Legendrian and transversal knots	19
3. Tightness and bounds on invariants	20
3.1. Bennequin's inequality	20
3.2. Slice genus	21
3.3. Other inequalities in $(\mathbb{R}^3, \xi_{std})$	22
4. New invariants	23
4.1. Contact homology (aka Chekanov-Eliashberg DGA)	23
4.2. Linearization	26
4.3. The characteristic algebra	29
4.4. Lifting the DGA to $\mathbb{Z}[t, t^{-1}]$	30
4.5. DGA's in the front projection	31

1991 *Mathematics Subject Classification.* Primary 53D10; Secondary 57M27.

Key words and phrases. tight, contact structure, Legendrian, convex surface.

Supported in part by NSF Grant # DMS-0203941.

4.6. Decomposition Invariants	33
5. Classification results	35
5.1. The unknot	36
5.2. Torus knots	36
5.3. Figure eight knot	38
5.4. Connected sums	39
5.5. Cables	40
5.6. Links	41
5.7. The homotopy type of the space of Legendrian knots.	43
5.8. Transverse knots	44
5.9. Knots in overtwisted contact structures	45
6. Higher dimensions	46
6.1. Legendrian knots in \mathbb{R}^{2n+1}	46
6.2. Generalizations of the Chekanov-Eliashberg DGA	48
6.3. Examples	49
7. Applications	50
7.1. Legendrian surgery	51
7.2. Invariants of contact structures	52
7.3. Plane curves	52
7.4. Knot concordance	53
7.5. Invariants of classical knots	54
7.6. Contact homology and topological knot invariants	54
References	56

This paper is part of the forthcoming book:

Table of Contents for the Handbook of Knot Theory

William W. Menasco and Morwen B. Thistlethwaite, Editors

- (1) Colin Adams, *Hyperbolic knots*
- (2) Joan S. Birman and Tara Brendle *Braids: A Survey*
- (3) John Etnyre, *Legendrian and transversal knots*
- (4) Greg Friedman *Knot Spinning*
- (5) Jim Hoste *The enumeration and classification of knots and links*
- (6) Louis Kauffman *Knot Diagrammatics*
- (7) Charles Livingston *A survey of classical knot concordance*
- (8) Lee Rudolph *Knot theory of complex plane curves*
- (9) Marty Scharlemann *Thin position in the theory of classical knots*
- (10) Jeff Weeks *Computation of hyperbolic structures in knot theory*

2. DEFINITIONS AND EXAMPLES

A *contact structure* on an oriented 3-manifold M is a completely non-integrable plane field ξ in the tangent bundle of M . That ξ is a plane field simply means that at each point $x \in M$, ξ_x is a two dimensional subspace of T_xM . Near each point one may always describe a plane field as the kernel of a (locally defined) 1-form, *i.e.* there is a 1-form α so that $\xi_x = \ker(\alpha_x)$. The plane field ξ is completely non-integrable if any 1-form α defining ξ satisfies $\alpha \wedge d\alpha \neq 0$. We will require that $\alpha \wedge d\alpha$ defines the given orientation on M . This orientation compatibility has become a fairly standard part of the definition of contact structure, but in the past such a contact structure was called a positive contact structure. The condition $\alpha \wedge d\alpha \neq 0$ implies that ξ is not everywhere tangent to any surface. Intuitively one can see this in Figure 1. There one sees the plane fields twisting. This twisting prevents the planes from being everywhere tangent to a surface. To make this “not everywhere tangent” condition precise one should consult the Frobenius Theorem [17].

2.1. The standard contact structure on \mathbb{R}^3 . The simplest example of a contact structures is on \mathbb{R}^3 (with Cartesian coordinates (x, y, z)) and is given by

$$\xi_{std} = \text{span} \left\{ \frac{\partial}{\partial y}, \frac{\partial}{\partial x} + y \frac{\partial}{\partial z} \right\}.$$

Clearly ξ_{std} is the kernel of the 1-form $\alpha = dz - ydx$ and thus one may easily verify that it is a contact structure. The plane field is indicated in Figure 1. We observe a few things about the plane

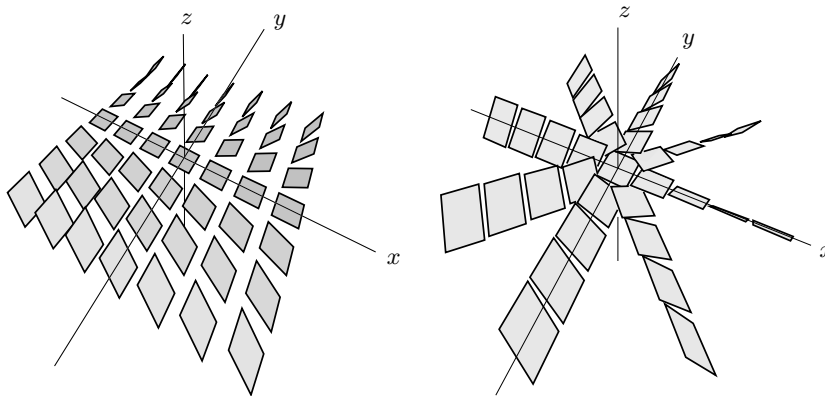


FIGURE 1. The contact structure ξ_{std} (left) and ξ_{sym} (right) on \mathbb{R}^3 . (Figures courtesy of S. Schönenberger.)

fields that will be useful later. Note that the plane fields along the xz -plane are all horizontal (*ie.* parallel to the xy -plane). Moving out along the y axis the planes start horizontal and “twist” around the y axis in a left handed manner. Traversing the y axis from the origin “to infinity” the planes will make a 90° twist. Somehow it is this twisting that makes the plane field contact.

There are many other contact structures on \mathbb{R}^3 and all 3-manifolds have many contact structures, but Darboux’s theorem [1, 64] says that all of them locally look like this one. By this we mean that any point in a manifold has a neighborhood that is diffeomorphic to a neighborhood of the origin in \mathbb{R}^3 by a diffeomorphism that takes the contact structure on the manifold to the one described above. Throughout much of this article we will restrict attention to the contact structure above. This is largely to simply the discussion. In a few places it will be essential that we are in $(\mathbb{R}^3, \xi_{std})$ and we will make that clear then.

2.2. Other contact structures. We begin with a symmetric version of ξ_{std} on \mathbb{R}^3 .

Example 2.1 Let $\alpha = dz + xdy - ydx$ or in cylindrical coordinates $\alpha = dz + r^2 d\theta$. The contact structure $\xi_{sym} = \ker \alpha$ is as shown on the right hand side of Figure 1. One can find a diffeomorphism

of \mathbb{R}^3 taking ξ_{std} to ξ_{sym} . Such a diffeomorphism is called a *contactomorphism*. Thus in some sense they are the same contact structure, but for various purposes one is sometimes easier to work with than the other.

Example 2.2 In \mathbb{R}^3 with cylindrical coordinates consider $\alpha = \cos r dz + r \sin r d\theta$. The contact structure $\xi_{ot} \ker \alpha$ is as shown in Figure 2. Note the plane fields are similar to the ones in ξ_{sym} but as you move out along rays perpendicular to the z -axis the planes twist around many times (infinitely often) whereas for ξ_{sym} they twist only 90° .

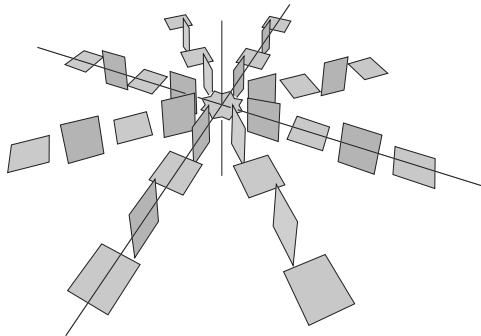


FIGURE 2. The contact structure ξ_{ot} on \mathbb{R}^3 . (Figures courtesy of S. Schönenberger.)

Notice in this last example the disk $D = \{(r, \theta, z) | z = 0, r \leq \pi\}$ is tangent to the contact planes along the boundary. Such a disk is called an *overtwisted disk*. A contact structure is called *overtwisted* if there is an embedded overtwisted disk, otherwise it is called *tight*. From the discussion above we see that the plane field must twist to be a contact structure, but ξ_{ot} twists much more than is necessary, hence the name “overtwisted”. Clearly ξ_{ot} is overtwisted and below we will see that ξ_{std} and ξ_{sym} are tight. Moreover, we will also see that tight contact structures tell us interesting things about knots related to them. For more discussion of tight and overtwisted contact structures see [23, 33]. Throughout this survey we will be mainly concerned with tight contact structures with a real focus on $(\mathbb{R}^3, \xi_{std})$.

We end this section with a contact structure on a closed manifold.

Example 2.3 Let S^3 be the unit three sphere in \mathbb{R}^4 . Let

$$\alpha = i^* \frac{1}{2} (x_1 dy_2 - y_1 dx_1 + x_2 dy_2 - y_2 dx_2)$$

where $i : S^3 \rightarrow \mathbb{R}^4$ is the inclusion map. One may readily check that α is a contact form so $\xi = \ker \alpha$ is a contact structure on S^3 . If one removes a point from S^3 the contact structure ξ is contactomorphic to ξ_{std} on \mathbb{R}^3 . For a more thorough discussion of this and similar examples see [33].

For other examples of contact structures on closed manifolds see [1, 33, 53, 64].

2.3. Legendrian knots. A *Legendrian knot* L in a contact manifold (M^3, ξ) is an embedded S^1 that is always tangent to ξ :

$$T_x L \in \xi_x, \quad x \in L.$$

For the rest of this section we restrict attention to $(\mathbb{R}^3, \xi_{std})$. This is for two reasons. First, according to Darboux’s theorem all contact structures look locally like $(\mathbb{R}^3, \xi_{std})$ and thus we are studying the “local Legendrian knot theory” in any contact manifold. Secondly, when studying this contact structure we can use various projections to help us understand the Legendrian knots, allowing us to “get a feel for Legendrian knots”.

Below it will be convenient to have a parameterization of L . So throughout this section

$$\phi : S^1 \rightarrow \mathbb{R}^3 : \theta \mapsto (x(\theta), y(\theta), z(\theta))$$

will be a parameterization of L . Moreover, we will assume that ϕ is at least a C^1 immersion. Now the fact that L is tangent to ξ can be easily expressed by

$$\phi'(\theta) \in \xi_{\phi(\theta)}$$

or since $\xi = \ker(dz - ydx)$

$$(1) \quad z'(\theta) - y(\theta)x'(\theta) = 0.$$

There are two ways to picture Legendrian knots in $(\mathbb{R}^3, \xi_{std})$, that is via the *front projection* and the *Lagrangian projection*. We begin with the front projection. Let

$$\Pi : \mathbb{R}^3 \rightarrow \mathbb{R}^2 : (x, y, z) \rightarrow (x, z).$$

The image, $\Pi(L)$, of L under the map Π is called the front projection of L . If ϕ above parameterizes L then

$$\phi_{\Pi} : S^1 \rightarrow \mathbb{R}^2 : \theta \mapsto (x(\theta), z(\theta))$$

parameterizes $\Pi(L)$. While ϕ was an immersion (in fact an embedding), ϕ_{Π} will certainly not be one. To see this note that Equation (1) implies that $z'(\theta) = y(\theta)x'(\theta)$ thus anytime $x'(\theta)$ vanishes so must $z'(\theta)$. So if ψ_{Π} is to be an immersion $x'(\theta)$ must never vanish. But this implies that $\Pi(L)$ has no vertical tangencies and of course any immersion of S^1 into \mathbb{R}^2 must have vertical tangencies. (Here and below “vertical” means spanned by $\frac{\partial}{\partial z}$.) This brings us to our first important fact about front projections.

FF 1. Front projections $\Pi(L)$ have no vertical tangencies.

So how does ψ_{Π} fail to be an immersion? Note the discussion above implies that $z'(\theta)$ always vanishes to at least the order of $x'(\theta)$. Thus we can always recover the y -coordinate of ϕ from ϕ_{Π} by rewriting Equation (1) as

$$(2) \quad y(\theta) = \frac{z'(\theta)}{x'(\theta)},$$

if $x'(\theta)$ is non-zero. If x' is zero at some θ_0 then we have

$$(3) \quad y(\theta_0) = \lim_{\theta \rightarrow \theta_0} \frac{z'(\theta)}{x'(\theta)}.$$

There are Legendrian knots for which $x'(\theta) = 0$ on open intervals, see top of Figure 3, but this is not a stable phenomena. We can easily make the cusp point in the projection “sharper”, see bottom of Figure 3. This leads to a Legendrian isotopic arc where $x'(\theta) = 0$ only at one point. From this

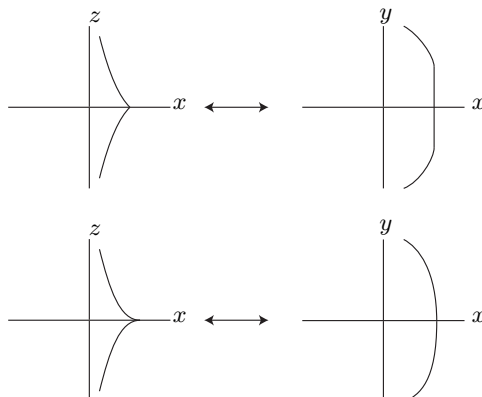


FIGURE 3. Top row shows two projections of a Legendrian arc with $x'(\theta) = 0$ on an open interval. Bottom row shows a near by Legendrian arc with $x'(\theta) = 0$ only at one point.

it is easy to convince oneself that for a generic C^1 smooth Legendrian embedding in \mathbb{R}^3 , $x'(\theta)$ can only vanish at isolated points. Moreover, at these isolated points there is a well defined tangent line in the front projection. Thus we may assume that

FF 2. Front projections may be parameterized by a map that is an immersion except at a finite number of points, at which there is still a well defined tangent line. Such points are called *generalized cusps*.

Actually this condition only guarantees the y coordinate defined by Equation (2) is a C^0 function. We need to add conditions on the second derivatives of x and z to get the y coordinate to be C^1 . We will not concern ourselves here with this. It is interesting to note that if we demand that all the coordinates be C^∞ then generically our cusps must be “semi-cubic parabolas”. By this we mean that after a change of coordinates $z(\theta) = 3\theta^3$ and $x(\theta) = 2\theta^2$.

Our above discussion implies that *FF 1.* and *FF 2.* characterize front projections. In particular, any map $f : S^1 \rightarrow xz\text{-plane} : \theta \mapsto (x_f(\theta), z_f(\theta))$ that satisfies *FF 1.* and *FF 2.* represents a Legendrian knot, since under these conditions we can always define $y(\theta)$ by Equation (2). Then the image of the map $\phi(\theta) = (x_f(\theta), y(\theta), z_f(\theta))$ will be a Legendrian knot.

Interpreting this in terms of knot diagrams one sees that given any knot diagram

- (1) that has no vertical tangencies,
- (2) the only non-smooth points are generalized cusps and
- (3) at each crossing the slope of the overcrossing is smaller (that is, more negative) than the undercrossing

represents the front projection of a Legendrian knot. To understand the condition on the overcrossing recall that in order to have the standard orientation on \mathbb{R}^3 the positive y axis goes into the page.

Example 2.4 In Figure 4 we show front diagrams for Legendrian knots realizing the unknot, right and left trefoil knots and the figure eight knot.




FIGURE 4. Legendrian knots realizing the unknot, right and left trefoil knots and the figure eight knot.

Using these observations one can easily prove.

Theorem 2.5. *Given any topological knot K there is a Legendrian knot C^0 close to it. In particular, there are Legendrian knots representing any topological knot type.*

Proof. Consider $(\mathbb{R}^3, \xi_{std})$. First we show that any knot type can be represented by a Legendrian knot. This is now quite simple, just take any diagram for the knot (Figure 5), make the modifications shown in Figure 6 and then use the above procedure to recover a Legendrian knot (Figure 5).

Of course the problem with the construction of a Legendrian knot this way is that it is certainly not C^0 close to the original knot since the difference between y -coordinates of the original knot and the Legendrian knot determined by the front projection can be quite far apart. This problem with the y -coordinate can be fixed with the idea illustrated in Figure 7 that any arc may be C^0 approximated rel end points by a Legendrian arc.

Using Darboux’s theorem (that all contact structures are locally the same as $(\mathbb{R}^3, \xi_{std})$) one may easily finish the proof for a general contact 3-manifold. \square

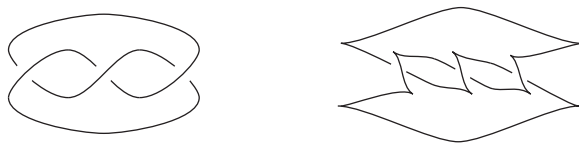


FIGURE 5. Converting a knot diagram (left) into a Legendrian front (right).

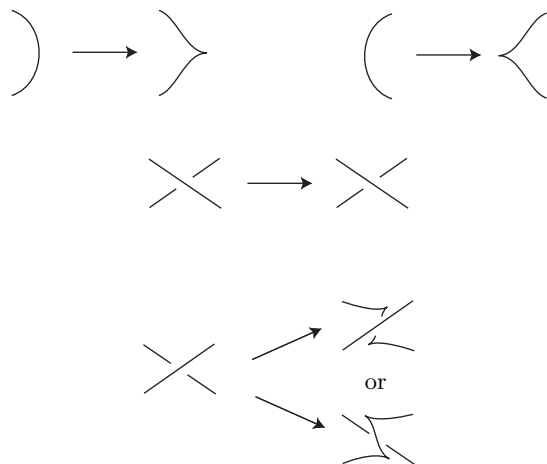
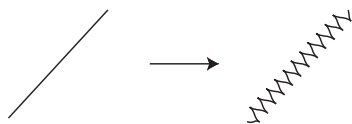


FIGURE 6. Realizing a knot type as a Legendrian knot.

FIGURE 7. C^0 approximating an arc by a Legendrian arc.

Of course we could have used this last technique to show that any knot type has a Legendrian representative thus avoiding the first part of the proof. But, in practice, if one is trying to construct Legendrian representatives of a knot type (and not C^0 approximations of a specific knot) one uses Figure 6. This is because using Figure 7 introduces too many “zig-zags”. We will see below it is best to avoid these as much as possible.

Just as there are Reidemeister moves for topological knot diagrams there is a set of “Reidemeister” moves for front diagrams too.

Theorem 2.6 (See [81]). *Two front diagrams represent the Legendrian isotopic Legendrian knots if and only if they are related by regular homotopy and a sequence of moves shown in Figure 8.*

Example 2.7 If Figure 9 we show that two different front diagrams for a Legendrian unknot are Legendrian isotopic.

To illustrate the difficulty in using these move one might want to try to show the two Legendrian figure eight knots in Figure 10 are Legendrian isotopic.

We now discuss the *Lagrangian projection* of a Legendrian knot. Let

$$\pi : \mathbb{R}^3 \rightarrow \mathbb{R}^2 : (x, y, z) \mapsto (x, y).$$

Then the Lagrangian projection of a Legendrian knot L is $\pi(L)$. The terminology “Lagrangian projection” comes from the fact that $d\alpha|_{xy\text{-plane}}$, which is a symplectic form, vanishes when restricted to $\pi(L)$. This is very important when considering Legendrian knots in \mathbb{R}^{2n+1} but is irrelevant in our discussion. However, we keep the terminology for the sake of consistency. If we again parameterize L

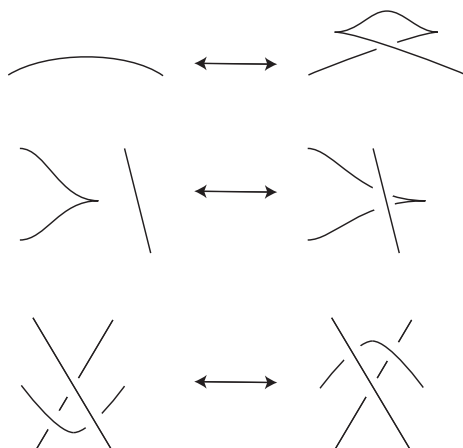


FIGURE 8. Legendrian Reidemeister moves. (Also need the corresponding figures rotated 180 degrees about all three coordinate axes.)



FIGURE 9. Various fronts of the same Legendrian unknot.

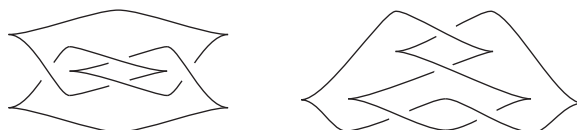


FIGURE 10. Two fronts of the same Legendrian figure eight knot.

by ϕ (all notation is as above) then $\pi(L)$ is parameterized by $\phi_\pi(\theta) = (x(\theta), y(\theta))$. Unlike the front projection, the Lagrangian projection is always parameterized by an immersion, since if $x'(\theta) = y'(\theta) = 0$ for some θ then $z'(\theta) \neq 0$ so the tangent vector to L is pointing in the $\frac{\partial}{\partial z}$ direction which does not lie in ξ .

The Legendrian knot L can be recovered (up to translation in the z -direction) from the Lagrangian projection as follows: pick some number z_0 and define $z(0) = z_0$. Then define

$$(4) \quad z(\theta) = z_0 + \int_0^\theta y(\theta)x'(\theta)d\theta.$$

Since a Legendrian knot satisfies Equation (1) we see this equation can be written

$$z(\theta) = z_0 + \int_0^\theta z'(\theta)d\theta,$$

which is a tautology. So the only ambiguity in recovering L is the choice of z_0 .

Let's observe a few restrictions on immersions $S^1 \rightarrow \mathbb{R}^2$ that can be Lagrangian projections of a Legendrian knot. First let $g : S^1 \rightarrow \mathbb{R}^2 : \theta \mapsto (x(\theta), y(\theta))$ be any immersion. If we try to define $z(\theta)$ by Equation (4) then we run into problems. Specifically, if we think of $\theta \in [0, 2\pi]$ then $z(\theta)$ will be a well defined function on S^1 only if $z(0) = z(2\pi)$. This condition can be written

$$\int_0^{2\pi} y(\theta)x'(\theta)d\theta = 0$$

and of course is not satisfied for all immersions g . This is the only obstruction to lifting g to an immersion $G : S^1 \rightarrow \mathbb{R}^3$ whose image is tangent to ξ . The image of G will be a Legendrian knot if

G is an embedding. The only way it can fail to be an embedding is if double points in the image of g lift to have the same z -coordinate. Thus an immersion g lifts to a Legendrian knot (well defined up to isotopy) if

- (1) $\int_0^{2\pi} y(\theta)x'(\theta)d\theta = 0$ and
- (2) $\int_{\theta_0}^{\theta_1} y(\theta)x'(\theta)d\theta \neq 0$ for all $\theta_0 \neq \theta_1$ with $g(\theta_0) = g(\theta_1)$.

Unfortunately these conditions are not easy to interpret diagrammatically, making working with Lagrangian projections somewhat harder than working with front projections. None the less, Lagrangian projections are still quite useful as we will see below. We also note that Theorem 2.5 can be proven using Lagrangian projections. Specifically, given any topological arc $\gamma : [0, 1] \rightarrow \mathbb{R}^3$ we want to use the Lagrangian projection to prove $\gamma([0, 1])$ can be C^0 approximated by a Legendrian arc with the same end points. By considering Figure 11 one may clearly do this.



FIGURE 11. Using the Lagrangian projection to approximate topological arcs.

We also have a weak Reidemeister type theorem.

Theorem 2.8. *Two Lagrangian diagrams represent Legendrian isotopic Legendrian knots only if their diagrams are related by a sequence of moves shown in Figure 12.*

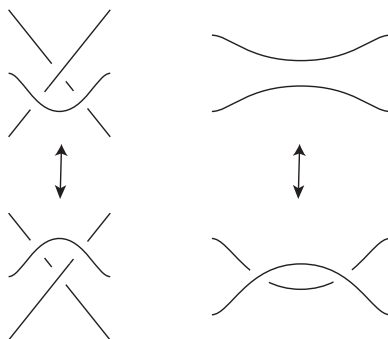


FIGURE 12. Legendrian Reidemeister moves in the Lagrangian projection. (Also need the corresponding figures rotated 180 degrees about all three coordinate axes.)

Unfortunately these moves are not sufficient to guarantee Legendrian isotopy due to the integral constraints discussed above.

In Section 4.5 we will discuss converting a front projection into a Lagrangian projection.

2.4. Transverse knots. A *transverse knot* T in a contact manifold (M^3, ξ) is an embedded S^1 that is always transverse to ξ :

$$T_x T \oplus \xi_x = T_x M, \quad x \in T.$$

If ξ is orientable (*i.e.* if it is defined globally by a 1-form) then we can fix an orientation on ξ . Recall our definition of contact structure requires a fixed orientation on M , thus if T is transverse to ξ we can orient T so that it always intersects ξ positively. When T is so oriented we call T a *positive transverse knot*. If we give T the opposite orientation then we call T a *negative transverse knot*. If we do not put positive/negative in front of the phrase “transverse knot” then positive is always implied. In particular transverse knots are always oriented (unless ξ is not orientable).

For the rest of this section we restrict attention to $(\mathbb{R}^3, \xi_{std})$. Transverse knots are usually studied via the analogy of the front projection: $\Pi : \mathbb{R}^3 \rightarrow \mathbb{R}^2 : (x, y, z) \mapsto (x, z)$. Unlike for Legendrian knots we cannot recover T from $\Pi(T)$, however we can reconstruct T up to isotopy through transverse

knots (*i.e.* we can recover the transverse isotopy class of T). Thus it is reasonable to study T through $\Pi(T)$.

Let's examine $\Pi(T)$. Since the condition on a knot being transverse is an open condition in the space of embeddings $S^1 \rightarrow \mathbb{R}^3$ it is easy to check that for a generic transverse knot $\Pi(T)$ will be the image of an immersion. This immersion satisfies two obvious constraints:

- (1) the immersion has no vertical tangencies pointing down and
- (2) there are no double points as shown in Figure 13.



FIGURE 13. Segments excluded from projections of transverse knots.

To check these conditions let $\phi : S^2 \rightarrow \mathbb{R}^3 : \theta \mapsto (x(\theta), y(\theta), z(\theta))$ be a parameterization for T . The fact that T is a positive transverse knot implies that

$$z'(\theta) - y(\theta)x'(\theta) > 0.$$

Now the projection of T is parameterized by $\phi_{\Pi}(\theta) = (x(\theta), z(\theta))$. At a vertical tangency pointing down we have $x' = 0$ and $z' < 0$, this contradicts the above equation thus establishing condition (1). To see condition (2) note that

$$y(\theta) < \frac{z'(\theta)}{x'(\theta)}.$$

Thus the y coordinate is bounded by the slope of the diagram in the xz -plane. (Once again recall the positive y axis points into the page.) One may now easily check that the picture on the right side of Figure 13 cannot be the projection of a transverse knot.

Theorem 2.9 (See [37, 81]). *Any diagram satisfying conditions (1) and (2) above can be lifted to a transversal knot in \mathbb{R}^3 well defined up to isotopy through transversal knots. Moreover, two diagrams will represent the same transverse isotopy class of transverse knots if and only if they are related by a sequence of moves shown in Figure 14.*

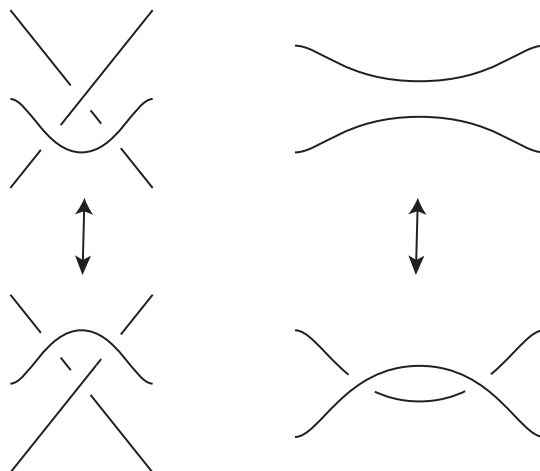


FIGURE 14. Transverse Reidemeister moves. Add arrows in all ways that don't violate the conditions in Figure 13. (Also need the corresponding figures rotated 180 degrees about all three coordinate axes.)

A second way to study transversal knots is by using closed braids. Recall a closed braid is simply a knot (or link) in \mathbb{R}^3 (we will use cylindrical coordinates (r, ψ, z) now) that can be parameterized

by a map $f : S^1 \rightarrow \mathbb{R}^3 : \theta \mapsto (r(\theta), \psi(\theta), z(\theta))$ for which $r(\theta) \neq 0$ and $\psi'(\theta) > 0$ for all θ . For more on braids and closed braids see [6].

To see the connection between braids and transverse knots we use the symmetric version of the standard contact structure $(\mathbb{R}^3, \xi_{sym})$. Since this contact structure is contactomorphic to the standard one we can transfer any question about the contact structure ξ_{std} to the contact structure ξ_{sym} . Now given a closed braid B we can isotopy it through closed braid so that it is far from the z -axis. Very far from the z -axis the planes that make up ξ_{sym} are almost vertical, that is close to the planes spanned by $\frac{\partial}{\partial z}$ and $\frac{\partial}{\partial r}$. Thus the closed braid type B represents a transversal knot.

Bennequin proved the opposite assertion:

Theorem 2.10 (Bennequin 1983, [5]). *Any transverse knot in $(\mathbb{R}^3, \xi_{sym})$ is transversely isotopic to a closed braid.*

The proof of this theorem is quite similar to the proof that knots can be braided [6]. One just needs the check that the “braiding process” can be done in a transverse way. For details see [5, 75].

Recall, fixing n points p_i , in a disk D^2 , an n -braid is an embedding of n arcs $\gamma_i : [0, 1] \rightarrow D^2 \times [0, 1]$ so that $\gamma_i(t) \in D^2 \times \{t\}$ and the endpoints of the γ_i corresponding to 0 (resp. 1) as a set map to $\{p_i\}_{i=1}^n$ in $D^2 \times \{0\}$ (resp. $D^2 \times \{1\}$). The set of all n -braids B_n form a group. It is easy to see the group is generated by $\sigma_i, i = 1, \dots, n-1$, where σ_i is the n braid with the i and $i+1$ strands interchanging in a right handed fashion and the rest unchanged, see Figure 15. The group B_n

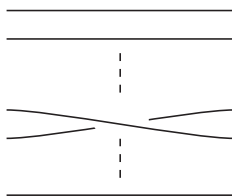


FIGURE 15. A generator σ_i for the braid group B_n .

naturally includes in B_{n+1} . Given a braid b in B_n the *positive stabilization* of b is $b\sigma_n$ in B_{n+1} .

Theorem 2.11 (Orevkov and Shevchishin 2003, [75]; Wrinkle, [85]). *Two braids represent the same transverse knot if and only if they are related by positive stabilization and conjugation in the braid group.*

2.5. Types of classification. In trying to classify Legendrian or transverse knots one could mean many different things. We concentrate on Legendrian knots here but an analogous discussion holds for transverse knots too.

One can classify Legendrian knots up to *isotopy through Legendrian knots*. That is L_0 and L_1 are Legendrian isotopic if there is a continuous family $L_t, t \in [0, 1]$, of Legendrian knots starting at L_0 and ending at L_1 . One can also classify Legendrian knots up to *ambient contact isotopy*. Here we mean L_0 and L_1 are ambient contact isotopic if there is a one parameter family $\phi_t : M \rightarrow M, t \in [0, 1]$, (here (M, ξ) is the ambient contact manifold) of contactomorphisms of M such that ϕ_0 is the identity map and $\phi_1(L_0) = L_1$.

Theorem 2.12. *The classification of Legendrian knots up to Legendrian isotopy is equivalent to the classification up to contact isotopy. The analogous statement is true for transverse knots.*

Proof. The implication of contact isotopy to Legendrian isotopy is obvious. For the other implication assume $L_t, t \in [0, 1]$ is an isotopy through Legendrian knots in the contact manifold (M, ξ) . There is a family of diffeomorphisms $\phi_t : M \rightarrow M, t \in [0, 1]$, such that $\phi_t(L_0) = L_t$. Moreover, it is easy to arrange that $\phi_t^*(\xi|_{L_t}) = \xi|_{L_0}$. Let $\xi_t = \phi_t^*(\xi)$. This is a one parameter family of contact structures with $\xi_t = \xi_0$ along L_0 . Thus Gray’s Theorem, [1, 64], implies there is a family of diffeomorphisms ψ_t such that $\psi_t^*(\xi_t) = \xi_0$ and ψ_t is the identity on L_0 . Now set $f_t = \phi_t \circ \psi_t$. Note

$$f_t^*(\xi_0) = \psi_t^*(\xi_t) = \xi_0.$$

Thus f_t are all contactomorphisms of $\xi_0 = \xi$. Moreover $f_t(L_0) = \phi_t(L_0) = L_t$. □

In S^3 with the standard contact structure there is another type of classification that is equivalent to these.

Theorem 2.13. *In (S^3, ξ_{std}) (or $(\mathbb{R}^3, \xi_{std})$) two Legendrian knots are Legendrian isotopic if and only if their compliments are contactomorphic.*

This theorem is not necessarily true in other contact manifolds.

Proof. A Legendrian knot L has a canonical neighborhood $N(L)$. Denote by $M(L)$ the closure of the complement of $N(L)$. If two Legendrian knots L_0 and L_1 in (S^3, ξ_{std}) have contactomorphic complements, then let $\psi : M(L_0) \rightarrow M(L_1)$ be the contactomorphism. We can extend ψ over $N(L_0)$ so that it takes $N(L_0)$ to $N(L_1)$ and is a contactomorphism for (S^3, ξ_{std}) . In [25], Eliashberg has shown that there is a unique tight contact structure on S^3 . That coupled with Gray’s Theorem implies there is a family of contactomorphisms $\psi_t : S^3 \rightarrow S^3, t \in [0, 1]$ with ψ_0 the identity map and $\psi_1 = \psi$. Thus $L_t = \psi_t(L_0)$ is an Legendrian isotopy from L_0 to L_1 . \square

2.6. Invariants of Legendrian and transversal knots. Though it is not always essential we will always consider *oriented* knots.

2.6.1. Classical invariants of Legendrian knots. The most obvious invariant of a Legendrian knot is its underlying topological knot type, since any Legendrian isotopy between two Legendrian knots is, among other things, a topological isotopy of the underlying knots. Given a Legendrian knot L we will denote its underlying topological knot type by $k(L)$. We will use \mathcal{K} to denote a topological knot type (*i.e.* the set of topological knots isotopic to a fixed knot) and the set of all Legendrian knots L with $k(L) \in \mathcal{K}$ will be denoted by $\mathcal{L}(\mathcal{K})$.

The next invariant of a Legendrian knot L is the *Thurston–Bennequin invariant* which intuitively measures the “twisting of ξ around L ”. More rigorously this invariant is defined by a trivialization of the normal bundle ν of L . A fixed identification of ν with $L \times \mathbb{R}^2$ is called a *trivialization* of ν or a *framing* of L . A Legendrian knot has a canonical framing: since ξ_x and ν_x intersect transversally ($T_x L \subset \xi_x$) one gets a line bundle $l_x = \xi_x \cap \nu_x$, for $x \in L$. The line bundle l gives a framing of ν over L . This framing is the *Thurston–Bennequin framing* of L and is denoted $tbf(L)$.

If the normal bundle has a preassigned framing \mathcal{F} then we can assign a number to the Thurston–Bennequin framing of L . This number $tw(L, \mathcal{F})$ is just the twisting of l with respect to \mathcal{F} and is called the twisting of L with respect to \mathcal{F} . If L is null homologous then L has a framing given by a Seifert surface. The twisting of L with respect to this Seifert framing will be called the *Thurston–Bennequin invariant* of L and is denoted $tb(L)$. One may alternately define $tb(L)$ as follows: let v be a non-zero vector field along L in $\nu \cap \xi$ and let L' be a copy of L obtained by pushing L slightly in the direction of v . Now define $tb(L)$ as the linking of L with L' , *i.e.* $tb(L) = lk(L, L')$.

Remark 2.14. If v' is a nonzero vector field along L transverse to ξ and L'' is obtained from L by pushing L slightly in the direction of v' then $tb(L) = lk(L, L'')$.

The last “classical” invariant of a Legendrian knot L is the *rotation number* of L . This invariant will only be defined for null homologous knots, so assume that $L = \partial\Sigma$ where Σ is an embedded orientable surface. The contact planes when restricted to Σ , $\xi|_\Sigma$, form a trivial two dimensional bundle (any orientable two plane bundle is trivial over a surface with boundary). This trivialization of $\xi|_\Sigma$ induces a trivialization $\xi|_L = L \times \mathbb{R}^2$. Recall L has an orientation, so let v be a non zero vector field tangent to L pointing in the direction of the orientation on L . The vector field v is in $\xi|_L = L \times \mathbb{R}^2$ and thus using this trivialization we can think of v as a path of non zero vectors in \mathbb{R}^2 , as such it has a winding number. This winding number $r(L)$ is the rotation number of L . Note the rotation number depends on the orientation of L and changes sign if the orientation is reversed.

Remark 2.15. One can also define $r(L)$ as the obstruction to extending v to a non-zero vector field in $\xi|_\Sigma$.

The invariants $k(L), tb(L)$ and $r(L)$ will be called the *classical invariants* of L .

2.6.2. *Computation of the classical invariants via projection.* We now consider Legendrian knots L in the standard contact structure on \mathbb{R}^3 and interpret the classical invariants in the front and Lagrangian projection of L . We begin with the rotation number. Let $w = \frac{\partial}{\partial y}$. This is a nonzero section of ξ and thus can be used to trivialize $\xi|_L$ independent of finding a Seifert surface for L . Now to compute the rotation number of L we just need to see how many times a nonzero tangent vector field v to L , thought of as living in \mathbb{R}^2 via the trivialization given by w , winds around the origin of \mathbb{R}^2 . This is equivalent to making a signed count of how many times v and w point in the same direction, we call this an intersection of v and w . The “sign of the intersection” is determined by whether v passes w counterclockwise (+1) or clockwise (−1). Now in the front projection v will be pointing in the direction of $\pm w = \pm \frac{\partial}{\partial y}$ at the cusps. One may easily check that the intersection will be positive when going down a cusp and negative when going up a cusp. Moreover, since this counts the number of times v “intersects” $\pm w$ we need to divide by two in order to get $r(L)$. Thus in the front projection

$$(5) \quad r(L) = \frac{1}{2}(D - U),$$

where U is the number of up cusps in the front projection and D is the number of down cusps. In the Lagrangian projection w projects to $\frac{\partial}{\partial y}$ and thus the rotation number is easily seen to be the winding number of the tangent vectors to $\pi(L)$

$$(6) \quad r(L) = \text{winding}(\pi(L)).$$

For the Thurston–Bennequin invariant. Let $v = \frac{\partial}{\partial z}$ then for any Legendrian knot L , v is a vector field transverse to ξ along L (as in Remark 2.14). Thus $tb(L)$ is the linking of L with a copy L' of L obtained by shifting slightly in the z direction. So in the front projection L and L' are as in Figure 16. Now the linking number of L and L' is just one half the signed count of the intersections



FIGURE 16. Knots L (black) and L' (grey) used to compute $tb(L)$.

between them. Where an intersection is positive if it is right handed and negative if it is left handed (Recall L and hence L' are oriented). See Figure 17. One can see that at each right (left) handed

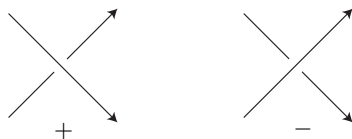


FIGURE 17. Right handed crossing (on left) and a left handed crossing (on right). Note this figure is to indicate that right (left) crossings contribute $+$ ($-$) to the writhe of a knot. The picture on the right cannot occur in a front projection, but non the less left handed crossings can.

self crossing of the projection of L there will be two right (left) handed crossings of L and L' and at a right or left cusp of L there will be a left handed crossing of L and L' . Thus in the front projection

$$(7) \quad tb(L) = \text{writhe}(\Pi(L)) - \frac{1}{2}(\text{number of cusps in } \Pi(L)).$$

In the Lagrangian projection L and L' project to the same diagram, but we have

$$(8) \quad tb(L) = \text{writhe}(\pi(L)).$$

One may prove this formula by first recalling $tb(L)$ is the linking number of L and L' . In the Lagrangian projection think about trying to pull L' straight up. If during this process L' never intersects L then their linking is 0. Moreover, each crossing in the diagram for L contributes ± 1 to the linking number.

2.6.3. *Classical invariants of transverse knots.* For transverse knots T there are only two classical invariants, the topological knot type $k(T)$ and the *self-linking number* (this is sometimes called the Bennequin number). We denote transverse knots in a fixed topological knot type \mathcal{K} by $\mathcal{T}(\mathcal{K})$. To define the self-linking number of T we assume it is homologically trivial. (There is a “relative” version of the self-linking number if this is not true but we will not discuss this point here.) Thus there is an orientable surface Σ such that $\partial\Sigma = T$. As above we know that $\xi|_{\Sigma}$ is trivial so we can find a nonzero vector field v over Σ in ξ . Let T' be a copy of T obtained by pushing T slightly in the direction of v . The self-linking number $sl(T)$ of T is the linking of T' with T .

The self-linking number also has an interpretation in terms of a relative Euler class. To see this let v be a non zero vector in $\xi \cap T\Sigma$ along T that points out of Σ . If this v were to extend over Σ then we could use it to get T' above and the self-linking would be 0. If v does not extend then the self-linking is not 0.

Remark 2.16. The self-linking number $l(T)$ is precisely the obstruction to extending v over Σ to a non-zero vector field in ξ .

2.6.4. *Computations of the self-linking number.* To compute $sl(T)$ for a transverse knot in the standard contact structure on \mathbb{R}^3 note that the vector $v = \frac{\partial}{\partial y}$ is always in ξ_{std} and thus can be used to trivialize ξ_{std} independent of a Seifert surface for T . Now let T' be a copy of T obtained by pushing T along v . The self-linking number of T is the linking number of T and T' . If we consider T and T' in the “front projection” we see that

$$(9) \quad sl(T) = \text{writhe}(\Pi(L)).$$

The argument for this formula is exactly like the one for Equation (8).

We would also like to see a formula for $sl(T)$ in terms of a braid representation for T . To do this recall we must use the cylindrically symmetric contact structure ξ_1 on \mathbb{R}^3 . For our non zero vector field we take $v = \frac{\partial}{\partial r}$ on $\{x \geq \epsilon\}$, $v = -\frac{\partial}{\partial r}$ for $\{x \leq -\epsilon\}$ and on $\{-\epsilon < x < \epsilon\}$ we have interpolate between these two choices by rotating clockwise in the contact planes. If we think of all the braiding as occurring in $\{x \geq \epsilon\}$ then we see each generator σ^{\pm} contributes ± 1 to the self-linking number. See Figure 18. Moreover each strand as it passes in and out of $\{x \leq \epsilon\}$ contributes -1 to the self-linking



FIGURE 18. The braid T in black and its push off by v in grey.

number. Thus we have

$$(10) \quad sl(T) = a(T) - n(T),$$

where $n(t)$ is the number of strands in the braid b representing T and $a(T)$ is the algebraic length of b when written in terms of the generators σ_i (algebraic length is the sum of the exponents on the generators). This useful equality was first observed by Bennequin [5].

2.7. Stabilizations. Given a Legendrian knot L there is a simple way to get another Legendrian knot in the same topological knot type: stabilization. We describe *stabilization* in the standard contact structure on \mathbb{R}^3 . If a strand of L in the front projection of L is as on the left hand side of Figure 19 then the stabilization of L is obtained by removing the stand and replacing it with

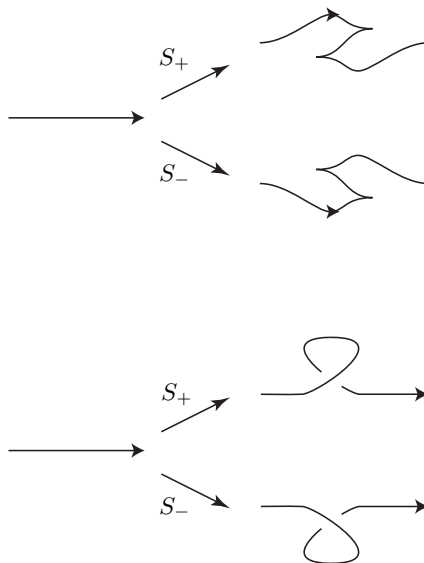


FIGURE 19. Stabilizations in the front projection (top) and the Lagrangian projection (bottom).

one of the zig-zags shown on the right hand side of Figure 19. If down cusps are added then the stabilization is called positive, and denoted $S_+(L)$, and if up cusps are added then the stabilization is called negative, and denoted $S_-(L)$. Since stabilizations are done locally, this actually defines, via Darboux’s Theorem, stabilizations for Legendrian knots in any manifolds. Note

$$(11) \quad tb(S_{\pm}(L)) = tb(L) - 1,$$

and

$$(12) \quad r(S_{\pm}(L)) = r(L) \pm 1.$$

It is important to observe that stabilization is a well defined operation, that is, it does not depend at what point the stabilization is done. This is true in general [37] but in \mathbb{R}^3 it is somewhat easier to prove [46]. One only needs to check that the “zig-zags” used to define the stabilization can be move past cusps and crossings in the front projection. Using Theorem 2.6 this is a fun exercise.

One important fact concerning stabilizations is the following.

Theorem 2.17 (Fuchs and Tabachnikov 1997, [46]). *Given two Legendrian knots L_1 and L_2 in $(\mathbb{R}^3, \xi_{std})$ that are topologically isotopic then after each has been stabilized some number of times they will be Legendrian isotopic.*

So the topological classification of knots is equivalent to the stable classification of Legendrian knots. To prove this theorem one checks that the topological Reidemeister moves can be performed via Legendrian Reidemeister moves after sufficiently many stabilizations. It should not be difficult to prove this theorem in any contact 3-manifold, but such a proof does not exist in the literature.

Note using stabilization it is easy to get Legendrian knots with arbitrarily negative Thurston-Bennequin invariants. In any tight contact structure there is an upper bound on the Thurston-Bennequin invariant (see Section 3). Thus while it is easy to stabilize a knot it is not necessarily easy to “destabilize” a knot. We say L destabilizes if there is a Legendrian knot L' such that $L = S_{\pm}(L')$.

There is notion of transverse stabilization too. The stabilization of a transverse knot T is formed by taking an arc in the front projection as shown on the left hand side of Figure 20 and replacing it

with the arc on the right hand side. Denote the resulting knot by $S(T)$. Note there is only one type



FIGURE 20. Transverse stabilization.

of stabilization here and

$$(13) \quad sl(S(T)) = sl(T) - 2.$$

Once again it is not hard to show that stabilization is well defined for transverse knots. We also have

Theorem 2.18 (Fuchs and Tabachnikov 1997, [46]). *Given two transverse knots T_1 and T_2 in $(\mathbb{R}^3, \xi_{std})$ that are topologically isotopic then after each has been stabilized some number of times they will be transversely isotopic.*

There is a notion of destabilization for transverse knots that is exactly analogous to destabilization of Legendrian knots.

2.8. Surfaces and the classical invariants. In this section we see how to compute the classical invariants of a Legendrian and transverse knot in terms of the characteristic foliation on a surface bounded by the knot. We will also see how convex surface theory [50, 55] can be used to understand the classical invariants of Legendrian knots.

Let T be a transverse knot bounding the surface Σ . Orient Σ so that T is its oriented boundary. With this orientation the characteristic foliation Σ_ξ points out of $\partial\Sigma = T$ (recall the characteristic foliation is oriented). Perturb Σ so that Σ_ξ is generic. In particular, we can assume that all the singularities are isolated elliptic or hyperbolic points. Moreover, each singularity has a sign depending on whether the orientation of ξ and $T\Sigma$ agree at the singularity. Let e_\pm be the number of \pm elliptic singularities in Σ_ξ and let h_\pm be the number of \pm hyperbolic singularities. We now have

$$(14) \quad -sl(T) = (e_+ - h_+) - (e_- - h_-).$$

This formula follows easily by interpreting $sl(T)$ as a relative Euler class (that is let v be a vector field along T tangent to Σ_T and contained in ξ and pointing into Σ_T , then $sl(T)$ is the obstruction to extending v to a nonzero vector field on Σ_T).

By looking at the characteristic foliation one may frequently see how to destabilize a transverse knot. In particular, if one sees Figure 21 in the characteristic foliation of a surface with a transverse

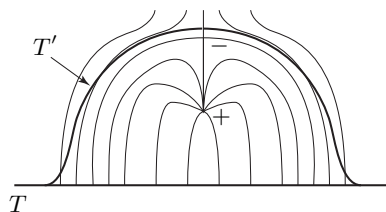


FIGURE 21. Using the characteristic foliation to recognize a destabilization.

knot T in its boundary, then one can let T' be the knot shown in the picture and it is clear that $sl(T') = sl(T) + 2$. With a little work one can, in fact, see that $S(T') = T$. Thus when one finds a negative hyperbolic point on a surface whose unstable manifolds separate off a disk with one elliptic point (necessarily positive), then the knot can be destabilized. Such a disk is called a *transverse bypass* and first appeared in [32] and was used in the classification of some transverse torus knots in [31].

Now consider a Legendrian knot L with Seifert surface Σ . It is relatively easy to see we may isotopy Σ relative to its boundary so that the singularities in the characteristic foliation along the boundary alternate in sign. When this is arranged it is easy to see $|\text{tb}(L)|$ is simply half the number of singularities along the boundary. We now observe:

Lemma 2.19 (Eliashberg and Fraser 1998, [28]). *Assume the singularities in the characteristic foliation along $\partial\Sigma = L$ alternate in sign. If $\text{tb}(L) \leq 0$ then positive/negative singularities along the boundary will be sources/sinks (along the boundary). If $\text{tb}(L) > 0$ the positive/negative singularities along the boundary will be sinks/sources (along the boundary).*

The idea for this lemma is simply to examine how the characteristic foliation inherits an orientation from the contact planes and the Seifert surface. A singularity along the boundary is positive or negative depending on whether the contact planes are twisting past Σ in a right handed or left handed fashion.

Recall that elliptic singularities in the characteristic foliation are sources (sinks) when the singularity is positive (negative). Thus when $\text{tb}(L) > 0$ we see from this lemma that all the singularities must be hyperbolic! So the characteristic foliation can be standardized along the boundary when $\text{tb}(L) > 0$.

When $\text{tb}(L) \leq 0$ it takes a little more work to normalize to characteristic foliation near the boundary. In addition, the foliation can be normalized in various ways. In particular, one can arrange that all the singularities are hyperbolic, or that all the singularities are elliptic, or that they alternate between hyperbolic and elliptic [28].

If $\text{tb}(L) \leq 0$ then we can isotope Σ relative to L so that it is convex. Denote the dividing curves of Σ by Γ and the \pm regions of $\Sigma \setminus \Gamma$ by Σ_{\pm} . Then we have

$$(15) \quad \text{tb}(L) = -\frac{1}{2}(L \cap \Gamma),$$

and

$$(16) \quad r(L) = \chi(\Sigma_+) - \chi(\Sigma_-).$$

Call a properly embedded arc $a \subset \Gamma$ in Σ boundary parallel if the closure of one of the components of $\Sigma \setminus a$ is a disk that contains no components of Γ in its interior. Such a boundary parallel dividing curve is frequently called a *bypass*, because it allows one to “bypass” some twisting as the following lemma shows. Bypasses were first introduced in [55].

Lemma 2.20. *If the dividing curves Γ of Σ contain a boundary parallel arc and $\text{tb}(L) < 1$ or Σ has genus greater than 0, then L can be destabilized.*

Proof. The Legendrian Realization Principle [50, 55] says that we can alter the characteristic foliation to any other singular foliation as long as Γ “divides” this foliation. Thus we may realize the foliation shown in Figure 22 near the boundary parallel arc. We then let L' be the Legendrian knot indicated

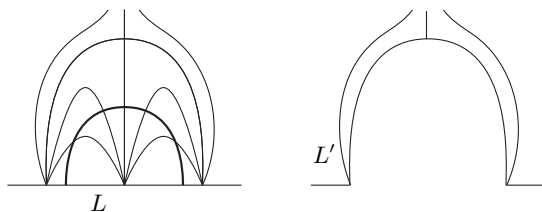


FIGURE 22. Characteristic foliation associated to a boundary parallel dividing curve (left). The destabilization L' of L (right).

on the right hand side of Figure 22 (after the corners are smoothed). It is not hard to show that $L = S_{\pm}(L')$. \square

Remark 2.21. A bypass is technically the disk cobounded by L and L' but using this lemma we see that this is essentially equivalent to the definition above.

2.9. Relation between Legendrian and transversal knots. Let L be a Legendrian knot in a contact manifold (M, ξ) . Let $A = S^1 \times [-1, 1]$ be an embedded annulus in M such that $S^1 \times \{0\} = L$ and A is transverse to ξ . If A is sufficiently “thin” then the characteristic foliation on A is as shown in Figure 23. Given such an A the curve $L_+ = S^1 \times \{+\frac{1}{2}\}$ (resp. $L_- = S^1 \times \{-\frac{1}{2}\}$) is a positively

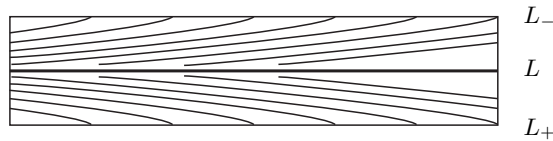


FIGURE 23. Annulus involved in transverse push-off of L .

(resp. negatively) transverse knot. The knots L_{\pm} are called the positive (resp. negative) transverse push off of L . It is easy to check that any two transversal push-offs are transversely isotopic.

Warning. *The definition of the positive and negative push-off is not standard in the literature. Some authors (eg. Bennequin [5]) reverse the naming of positive and negative push-offs.*

In the standard contact structure on \mathbb{R}^3 we can see this transverse push off in the front projection. Let L be an oriented Legendrian knot and consider its front projection. Away from the cusps, any strand oriented to the right should be pushed in the $-y$ -direction slightly to get L_+ any strand oriented to the left should be pushed in the y direction slightly. Thus way from the cusps the front projection of L and L_+ agree. A careful analysis near the cusps shows that they change as shown in Figure 24.

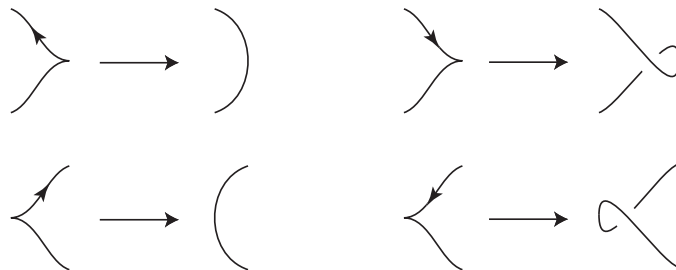


FIGURE 24. Positive transverse push-off in the front projection.

Given a Legendrian knot L we can construct a positive and a negative transversal knot $T_{\pm}(L)$ the relation between their classical invariants is described in the following lemma.

Lemma 2.22. *The invariants of Legendrian knots and their transverse push offs are related by*

$$(17) \quad sl(T_{\pm}(L)) = tb(L) \mp r(L).$$

Proof. Given L a Legendrian knot and Σ a Seifert surface for L we let τ be a nonzero vector in $\xi|_L$ that extends to a nonzero vector in $\xi|_{\Sigma}$. Thus if v is a nonzero vector field tangent to L then $r(L)$ is the twisting of v relative to τ in ξ which we denote: $r(L) = t(v, \tau, \xi|_L)$. If ν is the normal bundle to L , s is the outward pointing normal to Σ and w is a vector field in $\xi|_L$ transverse to v then $tb(L) = t(w, s, \nu)$.

Let v_+, w_+, τ_+ be the vector fields in $\xi|_{L_+}$ coming naturally from the definition of L_+ . Note we can think of s as the same as s_+ since L and L_+ are the same topological knots. Now keeping in mind $\nu = \xi|_{L_+}$ we have

$$\begin{aligned} sl(L_+) &= t(\tau_+, s, \nu) = t(\tau_+, w_+, \nu) + t(w_+, s, \nu) \\ &= t(\tau, w, \xi) + t(w, s, \nu) = -r(L) + tb(L). \end{aligned}$$

The equation for L_- is similar except that $\nu = -\xi$ so $t(\tau_+, w_+, \nu) = -t(\tau, w, \xi)$.

For Legendrian knots in $(\mathbb{R}^3, \xi_{std})$ there is a direct diagrammatic proof of these formulas using the formulas derived in the previous sections and Figure 24. \square

There is also a Legendrian push off of a transversal knot. Let T be a transverse knot. We want to construct a standard model for a neighborhood of T . To this end consider $(\mathbb{R}^3, \xi_{sym})$. Recall $\xi_{sym} = \ker(dz + r^2 d\phi)$. Now let M be \mathbb{R}^3 modulo the action $z \mapsto z + 1$. The contact structure ξ_{sym} clearly induces a contact structure on M (also denoted ξ_{sym}). Now $M = S^1 \times \mathbb{R}^2$ and $T_a = \{r = a\} \subset M$ is a torus that bounds the solid torus $S_a = \{r \leq a\} \subset M$. The characteristic foliation of T_a is by lines of slope a^2 . A standard application of Moser's technique shows that the transverse knot T has a neighborhood N contactomorphic to S_a for some a . Thus in a neighborhood of T there is a torus T_b with $b < a$ and $b^2 = \frac{1}{n}$ for some positive integer n . The characteristic foliation on T_b is by lines of slope $b^2 = \frac{1}{n}$. Let T_l be a leaf in the foliation of T_b . It is easy to see that T_l is a Legendrian knot topologically isotopic to T . The Legendrian knot T_l is called a *Legendrian push off* of T . By considering the obvious annulus between T and T_l it is easy to see that the positive transverse push off of T_l is T .

Notice that T_l is called *a* Legendrian push off and not *the* Legendrian push off. The reason for this is that there are many other Legendrian push offs. Note that we can find a $c < b < a$ such that $c^2 = \frac{1}{n+1}$. The Legendrian push off obtained using T_c , denote it T'_l , is related to T_l by a negative stabilization [37]: $T'_l = S_-(T_l)$. We say two Legendrian knots are *negatively stably isotopic* if they are Legendrian isotopic after each has been negatively stabilized some number of times. Thus the Legendrian push off of a transverse knot gives a well defined negative stable isotopy class of Legendrian knots.

Theorem 2.23 (In $(\mathbb{R}^3, \xi_{std})$, Epstein, Fuchs and Meyer 2001, [30]: In a general contact manifold, Etnyre and Honda 2001, [37]). *Two Legendrian knots are negatively stably isotopic if and only if their transverse push offs are transversely isotopic.*

It is quite easy to show the “only if” part of this theorem. The “if” part is much more difficult.

Since we know all transverse knots are the transverse push off of some Legendrian knot, the classification of transversal knots is equivalent to the classification of Legendrian knots up to negative stabilization.

3. TIGHTNESS AND BOUNDS ON INVARIANTS

In the standard contact structure on \mathbb{R}^3 , or more generally in a tight contact structure, there are many bounds on the classical invariants of a Legendrian or transversal knot. In fact, the existence of some of these bounds is at the heart of the nature of tightness. In this section we discuss these inequalities.

3.1. Bennequin's inequality. Part of the origins of modern contact geometry can be found in the following theorem.

Theorem 3.1 (Eliashberg 1992, [25]). *Let (M, ξ) be a tight contact 3-manifold. Let L be a Legendrian knot in M with Seifert surface Σ_L and T be a transverse knot with Seifert surface Σ_T . Then*

$$(18) \quad sl(T) \leq -\chi(\Sigma_T),$$

and

$$(19) \quad tb(L) + |r(L)| \leq -\chi(\Sigma_L).$$

Sketch of Proof. Clearly the second inequality follows from the first and Equation (17). To prove the first inequality recall the discussion in Section 2.8: if the foliation on Σ is generic then

$$-sl(T) = (e_+ - h_+) - (e_- - h_-).$$

Moreover one may easily show

$$\chi(\Sigma_T) = (e_+ + e_-) - (h_+ + h_-).$$

Thus

$$sl(T) + \chi(\Sigma_T) = 2(e_- - h_-).$$

So we can prove Inequality 18 by showing that we may isotop Σ_T (rel boundary) so that $e_- = 0$. This is done by showing that the tightness of ξ implies that each positive elliptic point is connected to a positive hyperbolic point and then canceling this pair. This argument is discussed in [25, 33]. \square

This bound is not sharp for many knot types. This is easily seen once other inequalities are established, so we defer this discussion until later in this section.

The inequalities in Theorem 3.1 are called the Bennequin inequalities. However, the theorem as stated is due to Eliashberg [25]. What Bennequin actually showed was that for any transverse knot in $(\mathbb{R}^3, \xi_{std})$ Equation (18) holds [5]. One reason for this is that the notion of tight vs. overtwisted was unknown at the time. Bennequin was trying to show that \mathbb{R}^3 has more than one contact structure. He did this by showing that in the standard contact structure Equation (18) is true while it is not in the contact structure ξ_{ot} defined in Example 2.2. Specifically the Legendrian unknot $L = \{z = 0, r = \pi\}$ in (\mathbb{R}^3, ξ_{ot}) is easily seen to have $tb(L) = 0$.

This was one of the first indications of the existence of a tight vs. overtwisted dichotomy. In fact, tightness can be characterized in terms of knots.

Theorem 3.2. *A contact structure ξ is overtwisted if and only if there is a Legendrian unknot with Thurston–Bennequin invariant equal to 0 if and only if there is a transverse unknot with self-linking number equal to 0.*

Using Theorem 3.1 the only non-trivial (but still easy) part of this theorem is that overtwisted implies the existence of a transverse unknot with self-linking 0.

Since Equation 19 gives an upper bound on the Thurston–Bennequin invariant of a knot L in a tight contact structure we can make the following definition

$$\overline{tb}(\mathcal{K}) = \max\{tb(L) | L \in \mathcal{L}(\mathcal{K})\}.$$

So $\overline{tb}(\mathcal{K})$ is the maximal Thurston–Bennequin invariant for Legendrian knots in the knot type \mathcal{K} . Clearly this is an invariant of the topological knot type.

3.2. Slice genus. There has been a refinement of Bennequin’s inequality for knots in Stein fillable contact structures. For a discussion of Stein fillable contact structures see [33, 53]. The important point here is that the standard tight contact structure on S^3 is Stein fillable by B^4 (with its standard complex structure).

Theorem 3.3 (Lisca and Matic 1998, [63]). *Let X be a Stein manifold with boundary M and ξ the induced contact structure. If L is a Legendrian knot in M then*

$$(20) \quad tb(L) + |r(L)| \leq -\chi(\Sigma),$$

where Σ is an embedded oriented surface in X with $\partial\Sigma = L$.

Given a knot type \mathcal{K} in $M = \partial X$, let $g_s(\mathcal{K})$ denote the minimal genus of an embedded orientable surface Σ in X with $\partial\Sigma = \mathcal{K}$. This is called the *slice genus* of \mathcal{K} in (X, M) . Equation (20) can be interpreted in terms of the slice genus:

$$\frac{1}{2}(tb(L) + |r(L)| + 1) \leq g_s(\mathcal{K})$$

for all $L \in \mathcal{L}(\mathcal{K})$. Clearly the genus of a knot is an upper bound on the slice genus, thus this inequality implies the Bennequin inequality.

For Legendrian knots in the standard contact structure in S^3 this theorem is due to Rudolph [78]. In full generality it appears in [63]. Currently, the most direct proof of this theorem involves a standard adjunction type inequality in Seiberg–Witten theory and an embedding theorem for Stein manifolds proved in [62].

While much of the deep mathematical content to the above theorem is Seiberg–Witten theory, the language of Legendrian knots provides a user friendly “front end” for the Seiberg–Witten theory. In particular, in many examples it is easy to simply draw pictures to see knots cannot be slice or to get bounds on their slice genus without ever having to explicitly invoke Seiberg–Witten theory. We will see applications of this in Section 7.4. Here we illustrate the usefulness of this theorem with a simple example. Let \mathcal{K} be a knot type and $\overline{\mathcal{K}}$ be its mirror image. It is well known [76] that $\mathcal{K}\#\overline{\mathcal{K}}$ is

slice. Thus the maximal Thurston–Bennequin invariant satisfies $\overline{tb}(\mathcal{K}\#\overline{\mathcal{K}}) \leq -1$. But later we will see (Section 5.4) that $\overline{tb}(\mathcal{K}\#\overline{\mathcal{K}}) = \overline{tb}(\mathcal{K}) + \overline{tb}(\overline{\mathcal{K}}) + 1$. Thus

$$\overline{tb}(\overline{\mathcal{K}}) \leq -\overline{tb}(\mathcal{K}) - 2.$$

By drawing pictures (see Section 5.2) one may easily see that for p, q positive and relatively prime, a (p, q) -torus knot $\mathcal{K}_{(p,q)}$ has $\overline{tb}(\mathcal{K}_{(p,q)}) = pq - p - q$. Thus

$$\overline{tb}(\mathcal{K}_{(-p,q)}) = \overline{tb}(\overline{\mathcal{K}_{(p,q)}}) \leq p + q - pq - 2,$$

and we see the Bennequin inequality is not sharp. (Later we will see that $\overline{tb}(\mathcal{K}_{(-p,q)}) = -pq$.)

3.3. Other inequalities in $(\mathbb{R}^3, \xi_{std})$. We begin by recalling the definition of several knot polynomials. Consider a projection of an oriented knot K . To this projection we associate the HOMELY (Laurent) polynomial (aka, two variable Jones polynomial) $P_K(v, z)$ which is defined by the skein relation

$$\frac{1}{v}P_{K_+} - vP_{K_-} = zP_{K_0},$$

where K is either K_+ or K_- and K_+, K_-, K_0 are related to each other as shown in the top row of Figure 25.

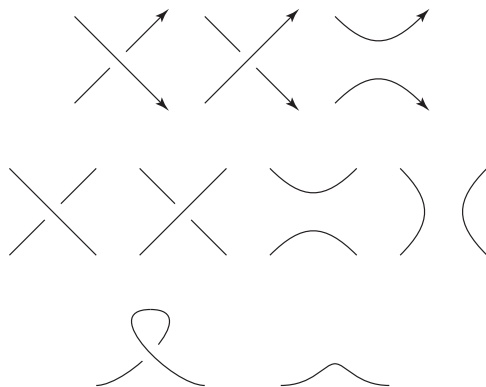


FIGURE 25. The relation between K_+, K_-, K_0 (top), K_+, K_-, K_0, K_∞ (middle) and K_r, K (bottom).

Let D be a regular projection of a (non-oriented) topological knot K . To this projection we associate a two variable (Laurent) polynomial $L_K(a, x)$ defined by

$$L_U = \frac{a - a^{-1}}{x} + 1,$$

$$L_{K_+} - L_{K_-} = x(L_{K_0} - L_{K_\infty}),$$

$$L_{K_r} = aL_K,$$

where K_+, K_-, K_0, K_∞ are as related in the middle row of Figure 25, K_r, K are as related in the bottom row of Figure 25 and U is the diagram for the unknot with no crossings. The polynomial L is an invariant of D through regular homotopies. The polynomial $F_K(a, x) = a^{\text{writhe}(D)}H(a, x)$ is the Kauffman polynomial of K . It is an invariant of the topological knot K .

Theorem 3.4. *Let \mathcal{K} be a topological knot type. For any $L \in \mathcal{L}(\mathcal{K})$ we have*

- (1) $tb(L) + |r(L)| \leq d_{P_K}$ and
- (2) $tb(K) \leq d_{F_K}$.

Where d_{P_K} is the lowest degree in v of $P_K(v, z)$ and d_{F_K} is the lowest degree in a of $F_K(a, x)$.

The first inequality, observed by Fuchs and Tabachnikov [46], follows from work of Franks and Williams [41] and Morton [69] who showed that for an n braid with algebraic length a ,

$$a - n \leq d_{P_K},$$

and the fact we observed in Section 2.6 that $sl = a - n$. Thus this inequality gives a bound on the self-linking numbers of transverse knots. The relation between the invariants of a Legendrian knot and its transverse push off complete the proof of the first inequality in the theorem.

The second inequality is originally due to Rudolph [77]. Both inequalities can be proved using state models for the polynomials, see [83]. Both inequalities have been extended to Legendrian knots in $J^1 S^1$ the one jet space of S^1 , see [14]. For a more detailed discussion of the history of these inequalities see [40].

Example 3.5 For the left handed trefoil we have

$$P_K(v, z) = v^{-3} \left(\frac{v - v^{-1}}{z} \right) ((2v - v^{-1} - vz^2)$$

and

$$F_K(a, x) = a^{-3} \left(1 + \frac{a - a^{-1}}{x} \right) (2a - a^{-1} + z - a^{-2}z + az^2 - a^{-1}z^2).$$

Thus we get the following bounds on Legendrian left handed trefoils L

$$tb(L) + |r(L)| \leq d_{P_K} = -5$$

and

$$tb(L) \leq -6.$$

We will see below that the maximal tb for left handed trefoils is -6 thus the second inequality seems sharper, but the trefoils with $tb = -6$ must have $r = \pm 1$. Thus both inequalities are sharp in this case. Note that in this case the Bennequin inequality is not sharp, as it only give an upper bound of 1.

While no known bound on tb is always sharp the Kauffman polynomial F_K frequently seems to be very good. For example

Theorem 3.6 (Ng 2001, [74]). *If \mathcal{K} is a 2-bridge knot, then the Kauffman bound is sharp: $\overline{tb}(\mathcal{K}) = d_{F_{\mathcal{K}}}$. Moreover, the Kauffman bound is sharp for all knot types with eight or fewer crossings except the $(4, -3)$ torus knot (8_{19} in [76]).*

4. NEW INVARIANTS

In this section we discuss two invariants of Legendrian knots that have been defined in recent years. They are considerably more complicated than the “classical invariants” of Legendrian knots and currently we do not know exactly what they tell us about Legendrian knots. But they do show us that the classical invariants do not completely determine the Legendrian isotopy type of Legendrian knots.

4.1. Contact homology (aka Chekanov-Eliashberg DGA). In [27] Eliashberg first outlined the general theory of contact homology. It is a sophisticated algebraic tool for keeping track of “Reeb cords” and “pseudo-holomorphic curves” in symplecizations of contact manifolds. Subsequently the more elaborate framework of Symplectic Field Theory has been developed in [29]. The foundational parts of these grand theories (especially the parts of interest here) are currently being developed. In certain circumstances one can translate the general ideas into simpler terms and rigorously establish a theory based in these simpler terms. The differential graded algebra (DGA) of Chekanov [11] is such a theory for Legendrian knots in \mathbb{R}^3 . We will concentrate on this simpler, but still deep, theory here. For a discussion of how the theory described here fits into the “big picture” see [39]. In [80] a similar theory was established for Legendrian knots in circle bundles (with contact structures transverse to the circle fibers).

Let L be such a Legendrian knot. To L we want to assign a graded algebra and a differential on the algebra. There are various levels of sophistication one can use in defining the algebra and its differential. We begin with the simplest description and discuss generalizations in Section 4.4.

The Algebra. Denote the double points in $\pi(L)$ (recall this is the Lagrangian projection of L) by \mathcal{C} . We assume \mathcal{C} is a finite set of transverse double points (for a generic Legendrian this is clearly true). Let $\mathcal{A}_{\mathbb{Z}_2}$ be the free associative unital algebra over \mathbb{Z}_2 generated by \mathcal{C} . If we want to make the generators explicit we write $\mathcal{A}_{\mathbb{Z}_2}(\mathcal{C})$.

The Grading. To each crossing $c \in \mathcal{C}$ there are two points c^+ and c^- in $L \subset \mathbb{R}^3$ that project to c . We let c^+ be the point with larger z coordinate. Choose a map $\gamma_c : [0, 1] \rightarrow L$ that parametrizes an arc running from c^+ to c^- (note there are two such arcs, we can choose either). Let P be the projectivized unit circle in the xy -plane (*i.e.* identify antipodal points). We get a map $g_c : [0, 1] \rightarrow P$ by $g_c(t) = \frac{\gamma_c'(t)}{|\gamma_c'(t)|}$. Since c is a transverse double point $g_c(0) \neq g_c(1)$. We extend g_c to a map $g_c : S^1 \rightarrow P$ by rotating $g_c(1)$ clockwise until it agrees with $g_c(0)$. Now define the grading on c to be

$$|c| = \text{degree}(g_c).$$

See Figure 26. Note the grading is not well-defined! If we chose the other arc from c^+ to c^- in L

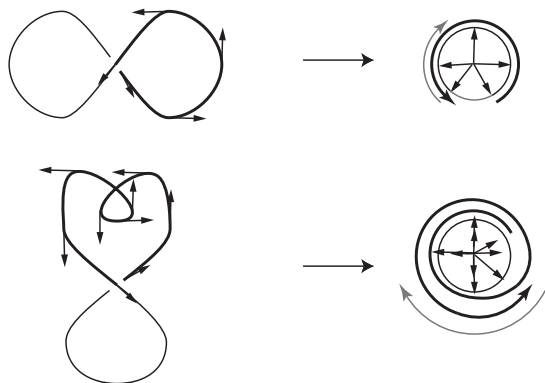


FIGURE 26. On the right are two crossings, the thicker arc is γ_c . On the right is the image of the Gauss map for the arc. The grey arrow indicates the completion of g_c to a closed loop. When the Gauss map is projectivized we see the top example has grading 1 and the bottom example has grading 3.

then we could have gotten a different number. Note the union of the two arcs is all of L . From this it is easy to see that the difference between the two possible gradings on c is the twice the rotation number of L (recall the rotation number is the degree of the Gauss map for the immersion $\pi(L)$). Thus $|c|$ is well defined modulo $2r(L)$. Thus \mathcal{A} is a graded algebra with grading in $\mathbb{Z}_{2r(L)}$.

The Differential. We will define the differential ∂ on $\mathcal{A}_{\mathbb{Z}_2}$ by defining it on the generators of \mathcal{A} and then extending by the signed Leibniz rule:

$$\partial ab = (\partial a)b + (-1)^{|a|} a \partial b.$$

(Note that since we are working over \mathbb{Z}_2 we do not really need the $(-1)^{|a|}$ in this formula, but when working over other rings/fields the sign is important so we keep it in the formula.) The neighborhood of a crossing c in \mathbb{R}^2 is divided into four quadrants by $\pi(L)$ two are labeled $+$ quadrants and two are labeled $-$ quadrants as shown in Figure 27. Let $a \in \mathcal{C}$ be a generator of \mathcal{A} and let $b_1 \dots b_k$ be a

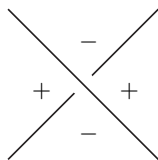


FIGURE 27. Quadrants near a crossing in $\pi(L)$.

word in the “letters” \mathcal{C} . Let P_{k+1} be a $k + 1$ sided polygon with vertices labeled counterclockwise

v_0, \dots, v_k and set

$$\mathcal{M}_{b_1 \dots b_k}^a = \{u : (P_{k+1}, \partial P_{k+1}) \rightarrow (\mathbb{R}^2, \pi(L)) \mid u \text{ satisfies 1.- 3. below}\} / \text{reparam.}$$

where \mathbb{R}^2 denotes the xy -plane and the conditions are

1. u is an immersion
2. $u(v_0) = a$ and near a the image of a small neighborhood of v_0 under u covers a $+$ quadrant.
3. $u(v_i) = b_i, i = 1, \dots, k$, and near b_i the image of a small neighborhood of v_i under u covers a $-$ quadrant.

We can now define

$$\partial a = \sum_{b_1 \dots b_k} (\#_2 \mathcal{M}) b_1 b_2 \dots b_k,$$

where the sum is taken over all words in the letters \mathcal{C} and $\#_2$ denotes the modulo two count of elements in \mathcal{M} . It is not hard to show that \mathcal{M} is finite and the sum is finite [11], thus the differential is well-defined.

Lemma 4.1 (Chekanov 2002, [11]). *The map ∂ is a differential:*

$$\partial \circ \partial = 0,$$

and lowers degree by one.

Example 4.2 Here we compute the graded algebra and the differential for the Legendrian unknot with $tb = -2$ (and $r = \pm 1$). The Lagrangian projection is shown on the right hand side of Figure 28. We have two generators of the algebra a_1, a_2 . Each has grading 1. Moreover, $\partial a_i = 1$ for $i = 1, 2$.

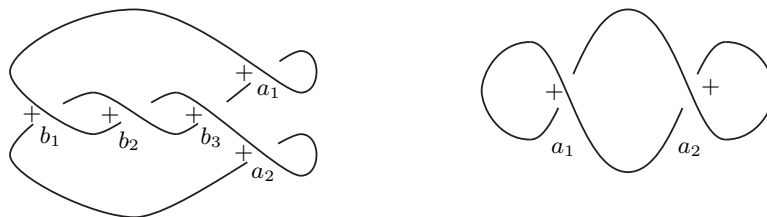


FIGURE 28. The Lagrangian projection of a Legendrian trefoil and unknot. One corner of each crossings has been labeled with a $+$ to help determine the signs of all the quadrants near the crossing.

Example 4.3 Consider the Legendrian right handed trefoil with $tb = 1$. The Lagrangian projection is shown on the left of Figure 28. The algebra has five generators a_1, a_2, b_1, b_2, b_3 . Their gradings are

$$|a_i| = 1, \quad |b_i| = 0.$$

One easily computes

$$\begin{aligned} \partial a_1 &= 1 + b_1 + b_3 + b_1 b_2 b_3 \\ \partial a_2 &= 1 + b_1 + b_3 + b_3 b_2 b_1 \\ \partial b_i &= 0. \end{aligned}$$

To discuss the invariance of $(\mathcal{A}_{\mathbb{Z}_2}, \partial)$ under Legendrian isotopy we need a few preliminary definitions. An automorphism of $\mathcal{A}_{\mathbb{Z}_2}(c_1, \dots, c_n)$ of the form

$$(21) \quad \phi(c_i) = \begin{cases} c_i, & i \neq j \\ \pm c_j + u, & u \in \mathcal{A}(c_1, \dots, c_{j-1}, c_{j+1}, \dots, c_n), i = j. \end{cases}$$

for some fixed j is called *elementary*. A composition of such automorphism is called a *tame automorphism*. A tame isomorphism is an identification of the generators of two algebras followed by a tame automorphism. (Since our algebras are all graded our automorphisms are also assumed to be graded automorphisms).

An *index i stabilization* of a DGA $(\mathcal{A}_{\mathbb{Z}_2}(c_1, \dots, c_n), \partial)$ is the graded algebra $\mathcal{A}_{\mathbb{Z}_2}(c_1, \dots, c_n, a, b)$ where $|a| = |b| - 1 = i$ and the differential on this algebra agrees with the original differential on the c_i 's and $\partial a = 0$, and $\partial b = a$. If the index of a stabilization is unimportant then it is simply referred to as a stabilization instead of an index i stabilization.

Two DGA's are *stably tame isomorphic* if after stabilizing each of the DGA's some number of times they become tame isomorphic.

Theorem 4.4 (Chekanov 2002, [11]). *The differential graded algebra $(\mathcal{A}_{\mathbb{Z}_2}, \partial)$ associated to a Legendrian knot changes by stable tame isomorphisms under Legendrian isotopy, moreover the homology*

$$CH_*(L) = \frac{\ker \partial}{\text{image } \partial}$$

is unchanged under Legendrian isotopy.

Example 4.5 The contact homology for the Legendrian unknot in Example 4.2 is

$$CH_*(L) = 0,$$

since $\partial a_1 = 1$. Indeed $\ker(\partial)$ is spanned by $a_1 - a_2$ but $\partial(a_1(a_1 - a_2)) = a_1 - a_2$.

Remark 4.6. In general it is easy to show that anytime $\partial a = 1$ for some element in the algebra then $CH_* = 0$.

Example 4.7 The contact homology for the Legendrian trefoil in Example 4.3 is

$$CH_*(L) = CH_0(L) = \langle b_1, b_2, b_3 | b_1 b_2 b_3 = b_3 b_2 b_1 = 0 \rangle$$

Proposition 4.8 (Chekanov 2002, [11]). *The DGA associated to a stabilized knot is stably tame isomorphic to the “trivial” algebra, that is the algebra generated by one element a such that $\partial a = 1$. In particular, the contact homology is 0.*

The main observation in the proof of this proposition is that a stabilization in the Lagrangian projection is achieved by adding a small loop (see Figure 19). Since this loop is small a generator a has been added to the algebra for which $\partial a = 1$ by the following lemma.

Lemma 4.9 (Chekanov 2002, [11]). *If $u : P_{k+1} \rightarrow \mathbb{R}^2$ is a polygon in $\mathcal{M}_{b_1 \dots b_k}^a$ then*

$$h(a) - \sum_{i=1}^k h(b_i) = \int_{P_{k+1}} u^*(dx \wedge dy)$$

where $h(c)$ is the difference in the z -coordinates of the two points c^+, c^- in L lying above a double point c .

Thus we easily see the contact homology is 0 as in Example 4.5. With a little more work one can see the algebra is as claimed in the proposition.

4.2. Linearization. Since our algebra is non-commutative it is quite hard in general to look at the homology of two DGA's and determine if they are the same or not. In this section we describe two methods to extract more “computable” invariants out of the DGA associated to a Legendrian knot.

Given a DGA (\mathcal{A}, ∂) we can filter \mathcal{A} by “word length”. That is, define \mathcal{A}_n to be the vector space generated by words in the generators of \mathcal{A} of length less than or equal to n . Note \mathcal{A}_n is not an algebra, but merely a vector space. We call the DGA *augmented* if for each generator $a \in \mathcal{A}$, ∂a contains no constant term. Said another way the “the differential is non-decreasing on word length”. It is easy to see that if (\mathcal{A}, ∂) is an augmented DGA then ∂ induces a differential ∂_n on \mathcal{A}_n by applying ∂ to a generator of \mathcal{A}_n and projecting the result to \mathcal{A}_n . If (\mathcal{A}, ∂) is the DGA associated to a Legendrian knot L and it is augmented then we call the homology of $(\mathcal{A}_n, \partial_n)$ the *order n contact homology* of (\mathcal{A}, ∂) and is denoted $L_n CH_*(L)$. The first order contact homology is frequently referred to as the *linear (or linearized) contact homology*. The Poincaré polynomial

$$P_n(\lambda) = \sum_{i \in \mathbb{Z}_{2r}(L)} \dim(L_n CH_i(L)) \lambda^i$$

of $L_nCH_*(L)$ is called the *order n Chekanov-Poincaré polynomial* of (\mathcal{A}, ∂) . It is interesting to observe (see [11]) that one can compute the Thurston–Bennequin invariant of a Legendrian knot by evaluating $P_1(\lambda)$ at -1 :

$$tb(L) = P_1(-1).$$

Important Facts: First, not all DGA’s are augmented, and second, the order n contact homology and order n Chekanov-Poincaré polynomial of (\mathcal{A}, ∂) is not an invariant of the stable tame isomorphism class of (\mathcal{A}, ∂) !

These two facts seem to indicate these notions are useless for Legendrian knots and that our notation is not so good. It turns out we can still make use of these order n approximations to the contact homology. If \mathcal{A} is generated by a_1, \dots, a_k then set

$$G(\mathcal{A}) = \{g \text{ a graded automorphism of } \mathcal{A} \text{ of the form } a_i \mapsto a_i + c_i \text{ where } c_i \in \mathbb{Z}_2.\}$$

Every element $g \in G(\mathcal{A})$ gives a tame isomorphism of DGA’s from (\mathcal{A}, ∂) to $(\mathcal{A}, \partial^g)$, where $\partial^g = g\partial g^{-1}$. Now set

$$G_a(\mathcal{A}) = \{g \in G(\mathcal{A}) : (\mathcal{A}, \partial^g) \text{ is augmented}\}.$$

Theorem 4.10 (Chekanov 2002, [11]). *The sets*

$$I_n(L) = \{\text{Chekanov-Poincaré polynomial of order } n \text{ for } (A, \partial^g) : g \in G_a(\mathcal{A})\}$$

and

$$L_nCH_*(L) = \{L_nCH_*(\mathcal{A}, \partial^g) : g \in G_a(\mathcal{A})\}$$

are invariants of the Legendrian knot L .

It is relatively easy to show these sets do not change under tame isomorphisms. Thus to prove this theorem one only needs to check what happens to G_a, I_n and L_nCH_* under stabilization.

A convenient way to find $G_a(\mathcal{A})$ is via augmentations. Let (\mathcal{A}, ∂) be a DGA. A map

$$\epsilon : \mathcal{A} \rightarrow \mathbb{Z}_2$$

is called an *augmentation* of \mathcal{A} if $\epsilon(1) = 1$, $\epsilon \circ \partial = 0$ and ϵ vanishes on any element of non-zero degree.

Lemma 4.11. *The augmentations of (A, ∂) are in one to one correspondence with $G_a(\mathcal{A})$.*

This lemma is simple to prove once one observes that given an augmentation ϵ the tame automorphism $g(a_i) = a_i + \epsilon(a_i)$ is in $G_a(\mathcal{A})$.

Example 4.12 In this example we consider the two ‘‘Chekanov-Eliashberg knots’’. These were the first two Legendrian knots with the same tb, r and knot type that were shown to be non Legendrian isotopic. The Lagrangian projection of these knots is shown if Figure 29. The generators for L are

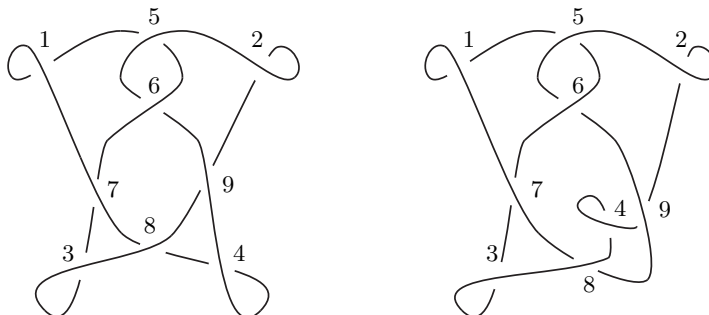


FIGURE 29. The knot L (left) and L' (right).

$a_i, i = 1, \dots, 9$. Their gradings are

$$\begin{aligned} |a_i| &= 1, & i &= 1 \dots 4, \\ |a_5| &= 2, \\ |a_6| &= -2, \\ |a_i| &= 0, & i &= 7 \dots 9 \end{aligned}$$

and the boundary map is

$$\begin{aligned} \partial a_1 &= 1 + a_7 + a_7 a_6 a_5, \\ \partial a_2 &= 1 + a_9 + a_5 a_6 a_9, \\ \partial a_3 &= 1 + a_8 a_7, \\ \partial a_4 &= 1 + a_9 a_8, \\ \partial a_i &= 0 \quad i \geq 5. \end{aligned}$$

The generators for L' are $b_i, i = 1, \dots, 9$. Their gradings are

$$\begin{aligned} |b_i| &= 1, & i &= 1 \dots 4, \\ |b_i| &= 0, & i &= 5 \dots 9 \end{aligned}$$

and the boundary map is

$$\begin{aligned} \partial b_1 &= 1 + b_7 + b_7 b_6 b_5 + b_5 + b_9 b_8 b_5, \\ \partial b_2 &= 1 + b_9 + b_5 b_6 b_9, \\ \partial b_3 &= 1 + b_8 b_7, \\ \partial b_4 &= 1 + b_9 b_8, \\ \partial b_i &= 0 \quad i \geq 5. \end{aligned}$$

Though these differentials look different it is difficult at this stage to see that the algebras are not stability tame isomorphic. We now compute the linearized contact homology of L . We begin by looking for augmentations. These must be maps $\epsilon : \mathcal{A} \rightarrow \mathbb{Z}_2$ that send a_i to 0 for $i \leq 6$ and send a_i to $a_i + c_i$ for $i \geq 7$ where c_i is 0 or 1. The equation $\epsilon \circ \partial = 0$ implies

$$\begin{aligned} 1 + c_7 + c_7 c_6 c_5 &= 0, \\ 1 + c_9 + c_5 c_6 c_9 &= 0, \\ 1 + c_8 c_7 &= 0, \\ 1 + c_9 c_8 &= 0. \end{aligned}$$

The only solution to these equations is $c_7 = c_8 = c_9 = 1$. The differential ∂_ϵ associated to this augmentation is

$$\begin{aligned} \partial_\epsilon a_1 &= a_7 + a_6 a_5 + a_7 a_6 a_5, \\ \partial_\epsilon a_2 &= a_9 + a_5 a_6 + a_5 a_6 a_9, \\ \partial_\epsilon a_3 &= a_8 + a_7 + a_8 a_7, \\ \partial_\epsilon a_4 &= a_9 + a_8 + a_9 a_8, \\ \partial_\epsilon a_i &= 0 \quad i \geq 5. \end{aligned}$$

Thus one easily computes the linearized homology is generated by $a_1 + a_2 + a_3 + a_4, a_5, a_6$. It has dimension one in grading $-2, 1, 2$ so $P_1(\lambda) = \lambda^{-2} + \lambda + \lambda^2$.

For $\mathcal{A}(L')$ one finds three augmentations $c_i = 0, i = 1 \dots 4, c_7 = c_8 = c_9 = 1$ and $c_5 c_6 = 0$. No matter which augmentation is used one finds the linearized homology generated by $b_1 + b_2 + b_3 + b_4, b_5, b_6$. Thus it has dimension one in grading 1 and dimension two in grading 0.

Hence one can distinguish L and L' using the linearized contact homology.

4.3. The characteristic algebra. Let (\mathcal{A}, ∂) be the DGA generated by a_1, \dots, a_k . Let I be the two sided ideal in \mathcal{A} generated by $\langle \partial a_i \rangle_{i=1}^k$. The *characteristic algebra* of (\mathcal{A}, ∂) is

$$\mathcal{C}(\mathcal{A}) = \mathcal{A}/I.$$

Two characteristic algebras \mathcal{A}_1/I_1 and \mathcal{A}_2/I_2 are *tame isomorphic* if after adding some generators to \mathcal{A}_i and the same generators to $I_i, i = 1, 2$, then there is a tame isomorphism of \mathcal{A}_1 to \mathcal{A}_2 taking I_1 to I_2 . It is important to note that the definition of tame isomorphism for characteristic algebras actually requires the pair \mathcal{A}, I not just \mathcal{A}/I . So one should probably define the characteristic algebra to be the pair (\mathcal{A}, I) but we will hold with tradition and define $\mathcal{C}(\mathcal{A}) = \mathcal{A}/I$, keeping in mind the need to remember both \mathcal{A} and I . We say \mathcal{A}_1/I_1 and \mathcal{A}_2/I_2 are *equivalent* if after adding some (possibly different) number of generators to both \mathcal{A}_1 and \mathcal{A}_2 (but not the ideals I_i) the algebras \mathcal{A}_1/I_1 and \mathcal{A}_2/I_2 are tame isomorphic.

Theorem 4.13 (Ng 2001, [74]). *Legendrian isotopic knots have equivalent characteristic algebras.*

We will illustrate the efficacy of the characteristic algebra by addressing Ng's solution to the "Legendrian mirror problem" [46]. That is: given a Legendrian knot L is it isotopic to its image under the map $(x, y, z) \mapsto (x, -y, -z)$? The answer is sometimes NO.

Example 4.14 Consider the Legendrian knot L whose Lagrangian projection is shown in Figure 30. The algebra has 11 generators with gradings $|a_1| = |a_2| = |a_7| = |a_9| = |a_{10}| = 1, |a_3| = |a_4| = 0$

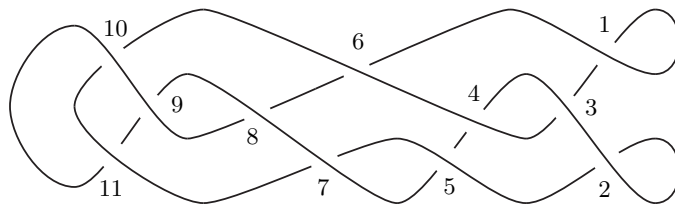


FIGURE 30. The Legendrian knots L .

and $|a_5| = |a_6| = |a_8| = |a_{11}| = -1$. The differential is

$$\begin{aligned} \partial a_1 &= 1 + a_{10}a_5a_3 & \partial a_6 &= a_{11}a_8 \\ \partial a_2 &= 1 + a_3(1 + a_6a_{10} + a_{11}a_7) & \partial a_7 &= a_8a_{10} \\ \partial a_4 &= a_{11} + (1 + a_6a_{11} + a_{11}a_7)a_3 & \partial a_9 &= 1 + a_{10}a_{11} \\ \partial a_5 &= \partial a_8 = \partial a_{11} = \partial a_3 = 0. \end{aligned}$$

Let I be the ideal generated by these relations and set $\mathcal{C}(\mathcal{A}) = \mathcal{A}/I$. The characteristic algebra $\mathcal{C}(\mathcal{A}')$, the algebra associated to the Legendrian mirror of L , is the same except all the terms in I are reversed.

One may show [74] that

$$\mathcal{C}(\mathcal{A}) = \langle a_1, \dots, a_{10} \rangle / \langle 1 + a_{10}a_5a_3, 1 + a_3a_{10}a_5, 1 + a_{10}^2a_5^2, 1 + a_{10}a_5 + a_6a_{10} + a_{10}a_5^2a_7 \rangle$$

We note that $\mathcal{C}(\mathcal{A})$ does not have elements v and w of grading -1 and 1 , respectively, that satisfy $vw = 1$. The reason for this is if there were such elements then we could consider the further quotient algebra \mathcal{C}' obtained by setting $a_3 = 1, a_1 = a_2 = a_6 = a_7 = a_9 = 0$. This algebra has presentation $\langle a_5, a_{10} \rangle / \langle 1 + a_{10}a_5 \rangle$. Moreover the elements v and w would map to such elements in \mathcal{C}' . But in \mathcal{C}' one may easily see that such elements do not exist.

Now in $\mathcal{C}(\mathcal{A}')$ we see the elements $v = a_{10}$ and $w = a_5a_3$ satisfy $vw = 1$. Thus L is not Legendrian isotopic to its mirror.

Let γ_i be the number of generators of degree i of the DGA (\mathcal{A}, ∂) . The *degree distribution* of \mathcal{A} is the map

$$\gamma : \mathbb{Z}_{2r(L)} \rightarrow \mathbb{Z}_{\geq 0} : i \mapsto \gamma_i$$

where $r(L)$ is the rotation number of L .

Theorem 4.15 (Ng 2001, [74]). *The first and second order Poincaré-Chekanov polynomials for all possible augmentations of the DGA (\mathcal{A}, ∂) are determined by the characteristic algebra $\mathcal{C}(\mathcal{A})$ and the degree distribution of \mathcal{A}*

Ng has found examples that the characteristic algebra distinguishes that have the same linearized contact homology. Thus the characteristic algebra is a strictly stronger invariant than the linearized contact homology.

4.4. Lifting the DGA to $\mathbb{Z}[t, t^{-1}]$. It is fairly simple to describe the lift of the DGA to $\mathbb{Z}[t, t^{-1}]$. Once again we start with the Lagrangian projection $\pi(L)$ of the Legendrian knot L and assume the set of double points \mathcal{C} is finite and consists of transverse double points. Now let \mathcal{A} be the free associative unital algebra over $\mathbb{Z}[t, t^{-1}]$ generated by \mathcal{C} . We grade the generators as above and set $|t| = 2r(L)$. The grading in this case is over \mathbb{Z} (and not just $\mathbb{Z}_{2r(L)}$). Recall to define the grading on $c \in \mathcal{C}$ we chose paths γ_c from the upper point $c^+ \in L$ above c to the lower point $c^- \in L$. To define the differential we want to assign to each $u \in \mathcal{M}_{b_1 \dots b_k}^a$ (for the notation see Section 4.1) an integer n_u and a sign s_u . We begin with the integer. Given $u \in \mathcal{M}_{b_1 \dots b_k}^a$ note that the image of the boundary $u(\partial P_{k+1})$ is a union of arcs in $\pi(L)$ that can all be uniquely lifted to arcs α_i in L . Let $\Gamma_u = \cup \alpha_i \cup \gamma_a \cup \gamma_{b_i}$. This is a closed loop in L . We orient Γ_u so that all the arcs α_i are oriented as the boundary of the polygon $u(P_{k+1})$. Now Γ_u is an oriented loop in the oriented $L = S^1$. As such it corresponds to an element in $H_1(L, \mathbb{Z}) = \mathbb{Z}$. This integer is denoted n_u . Now for the sign. To each corner v_i of P_{k+1} we assign a sign $s(v_i)$ as shown in Figure 31. The sign s_u is defined to be



FIGURE 31. Signs $s(v_i)$ associated to a corner.

$$s_u = \prod_{i=0}^k s(v_i).$$

Now the boundary map is defined on a generator $a \in \mathcal{C}$ by

$$\partial a = \sum_{b_1 \dots b_k} \sum_{u \in \mathcal{M}_{b_1 \dots b_k}^a} s_u b_1 b_2 \dots b_k t^{n_u},$$

where the first sum is taken over all words in the letters \mathcal{C} .

Once again we have

Theorem 4.16 (Etnyre, Ng and Sabloff 2002, [39]). *The map ∂ is a differential*

$$\partial \circ \partial = 0.$$

The stable tame isomorphism class of (A, ∂) is invariant under Legendrian isotopy.

Example 4.17 Here we compute the contact homology of the Legendrian figure eight knot with $tb = -3$. From Figure 32 we see the algebra has seven generators with $|a_2| = |a_4| = |a_5| = |a_7| = 1$, $|a_1| = |a_3| = 0$ and $|a_6| = -1$. We compute the differential

$$\begin{aligned} \partial a_1 &= a_6 - a_6 a_3 - t a_6 a_3 a_5 a_6, \\ \partial a_2 &= t^{-1} + a_1 a_3 - a_6 a_3 a_4, \\ \partial a_4 &= 1 - a_3 + t a_5 a_6 a_3, \\ \partial a_7 &= t^{-1} + a_3 - t a_3 a_6 a_3 a_5, \\ \partial a_3 &= \partial a_5 = \partial a_6 = 0. \end{aligned}$$

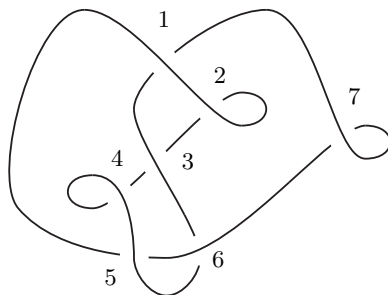


FIGURE 32. The Legendrian knots L .

It is not currently known if this refined contact homology is a stronger invariant of Legendrian knots than the original contact homology. One can still define the order n contact homology, and in particular the linearization (though augmentations are much harder to find), and the characteristic algebra of this enhanced contact homology.

One potential benefit of including orientations when we count disks in $\mathcal{M}_{b_1 \dots b_k}^a$ is that we can abelianize. In particular we can define $\mathcal{A}_{\mathbb{Q}}$ to be the supercommutative associative algebra with unit over $\mathbb{Q}[t, t^{-1}]$ generated by \mathcal{C} , the crossings in a Lagrangian projection of a Legendrian knot. We grade the elements of $\mathcal{A}_{\mathbb{Q}}$ as we did before and the differential is defined as above as well.

Theorem 4.18 (Etnyre, Ng and Sabloff 2002, [39]). *The stable tame isomorphism class and homology of $(\mathcal{A}_{\mathbb{Q}}, \partial)$ are invariants of the Legendrian isotopy class of the Legendrian knot L .*

The homology of $(\mathcal{A}_{\mathbb{Q}}, \partial)$ is called the *abelianized contact homology* of L . It is surprising but not known if one can abelianize the contact homology over \mathbb{Z} or \mathbb{Z}_2 . In the proof of this theorem it is simple to show the stable tame isomorphism class of the differential algebra is an invariant of L but to show its homology is invariant one writes down a chain map that involves division by integers. Thus if the abelianized contact homology over \mathbb{Z} or \mathbb{Z}_2 is invariant the proof will have to be considerably different from the proof of the above theorem.

4.5. DGA's in the front projection. Though it is more natural to define Chekanov's DGA in the Lagrangian projection it is somewhat difficult to work with Lagrangian projections of Legendrian knots. In this section we discuss Ng's description of the DGA in the front projection [74]. This front description is based on the following observation.

Theorem 4.19. *Given the front projection of a Legendrian knot L one can obtain a diagram isotopic to the the Lagrangian projection by altering the cusps in the front diagram as shown in Figure 33.*



FIGURE 33. Transition from a front projection to a Lagrangian projection.

Sketch of Proof. The idea is to stretch any Lagrangian projection in the x -direction so that it is very long and flat. Then it is easy to arrange that except near crossings and cusps each strand of the projection has constant z -value. Now, in the complement of the crossings and the cusps, tilt the strands so that they each have a distinct slope ϵz , where z is the z coordinate of the line before it is tilted. Form the crossings by arcs whose slopes lie between the slopes of the arcs involved and form the left cusps in a similar fashion. See Figure 34. It is easy to see the Lagrangian projection of these constant slope lines. With a moments thought the crossings and cusps project as indicated in the statement of the theorem. For full details see [74]. \square

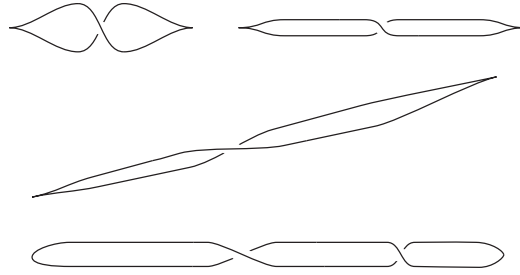


FIGURE 34. Top left: the front projection of a Legendrian unknot. Top right: the stretched projection. Middle: the tilted projection that is easy to convert into the Lagrangian projection (bottom).

With this theorem in mind it is simple to translate the elements used in the DGA into the front projection.

The Algebra. Let \mathcal{C} be the double points and right cusp points in the projection. Let \mathcal{A} be the free associative unital algebra over \mathbb{Z}_2 generated by \mathcal{C} . (One can of course translate the algebra over $\mathbb{Z}[t, t^{-1}]$ too, but we leave this to the reader, or see [39].)

The Grading. Each right cusp point has grading 1. To each double point c choose a capping path γ_c as we did in Section 4.1 for double points in the Lagrangian projection. The grading of the crossing is

$$|c| = D_c - U_c,$$

where D_c (respectively U_c) is the number of cusps traversed downward (respectively upward) along γ_c .

The Differential. Label the quadrants near a double point as in Figure 27. We will think of a right cusps as a corner (or quadrant) and put a $+$ there. Left cusps are not thought of as corners. The differential is exactly as in Section 4.1 for crossings, except that it may have a corner or branch point at a right vertex, see Figure 35. Branch points are counted as corners and a corner at a right

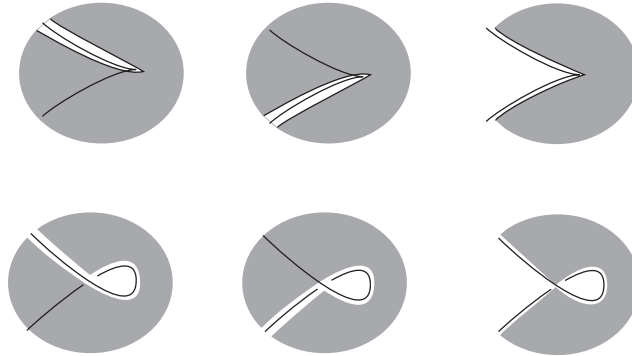


FIGURE 35. The ways a disk can have a negative corner at a right cusp (top) and the corresponding disk in the Lagrangian projection (bottom). The gray is the image of the disk. The left two diagrams indicate a branch point at the cusp. In this case we count the cusp as a corner. The right hand picture indicates a corner at the cusp. In this case we count the “corner” as a double corner. That is we count it twice when reading off the work that goes into the differential.

cusps counts as two corners. The reason for this can be seen by transforming the front projection into the Lagrangian projection as described in Theorem 4.19. Moreover a polygon can pass by a right cusp as shown in Figure 36. The differential of a right cusp is 1 plus the differential defined above for a crossing.

One may easily use Theorem 4.19 to see that this DGA is exactly the one you would get using the Lagrangian projection of L .



FIGURE 36. A polygon can cross a right cusp as shown here (left). The corresponding disk in the Lagrangian projection is also shown (right).

Example 4.20 Consider the front projection of the Legendrian figure eight knot in Figure 37. There are seven generators for the algebra, three from cusps and 4 from crossings. Their gradings are $|a_i| = 1, i = 1, \dots, 4$, $|a_i| = 0, i = 5, 6, 7$ and $|a_7| = -1$. The boundary map is

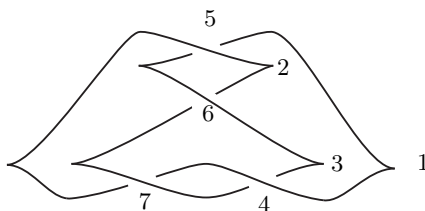


FIGURE 37. The front projection of the Legendrian figure eight knot with $tb = -3$.

$$\begin{aligned} \partial a_1 &= 1 + a_6 a_6 a_4 a_6 a_7 + (1 + a_6 a_5) a_3 a_6 a_7 + a_6 a_2 (1 + a_6 + a_7 a_4 a_6) a_7, \\ \partial a_2 &= 1 + a_5 a_6, \\ \partial a_3 &= 1 + a_6 + a_6 a_7 a_4, \\ \partial a_4 &= \partial a_5 = \partial a_6 = \partial a_7 = 0. \end{aligned}$$

Remark 4.21. Note that many of the disks in the above computation of difficult to find. This is because of the right cusps. They allow disks to be quite complicated. To eliminate this problem one can use the Legendrian Reidemeister moves (Theorem 2.6) to move them all to the far right of the diagram. This will usually increase the number of crossings in the diagram, but the computation of the boundary map will usually be considerably easier.

4.6. Decomposition Invariants. Here we define another new invariant of Legendrian knots. This invariant was also discovered by Chekanov [12, 13] and can be used to solve Arnold’s famous four cusp conjecture, see Section 7.3.

Let F be the front projection of a Legendrian knot L . Let $C(F)$ denote the cusp points in F and let $S(F)$ be the smooth components of $F \setminus C(F)$. These are called the set of “strands” in F . A *Maslov potential* for F is a map

$$\mu : S(F) \rightarrow \mathbb{Z}_{2r(L)}$$

whose value on the upper stand at a cusp is one larger than its value on the lower strand. Note the Maslov potential is well defined up to adding a constant. A double point in F is called *Maslov* if the value of the Maslov potential evaluated on the two strands crossing there are the same. See Figure 38

Now let $D(F)$ be the double points in F and let $A(F)$ be the closure of the components in $F \setminus (D(F) \cup C(F))$. We call $A(F)$ the arcs in F . A *decomposition* of F is the collection of simple closed curves $D_F = \{F_1 \dots F_k\}$ such that each F_i is the union of arcs in F , each arc is used in only one F_i , and all arcs are in some F_i . A crossing in F is called *switching* or *non-switching* as indicated in Figure 39. A decomposition is called *admissible* if

- (1) Each F_i bonds a disk B_i
- (2) The “vertical slice” $B_{i,x} = B_i \cap \{x = \text{constant}\}$ of each disk is an interval, a cusp point or empty

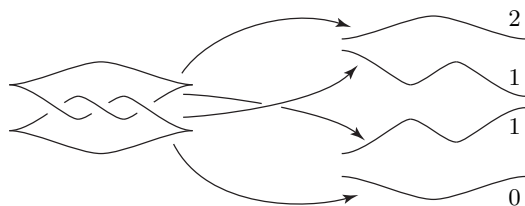


FIGURE 38. The four strands associated (right) associated with the front (left). The numbers are a Maslov potential.



FIGURE 39. The left two figures are switching crossings the right two are non-switching crossings. (Different line weights represent different components in the decomposition.)

- (3) Near a switching crossing the intervals $B_{i,x}$ and $B_{j,x}$ are disjoint or one is contained within the other, where F_i and F_j are two components of the decomposition coming together at the crossing.
- (4) Each switching crossing is Maslov.

Note Item (1) rules out trivial decompositions (except for the unknot with $tb = -1$). Item (2) rules out the left two decompositions shown in Figure 40. (In fact, a stabilization in a diagram will prevent it from having any admissible decompositions because of Item (2).) Item (3) rules out things like that shown if Figure 40.

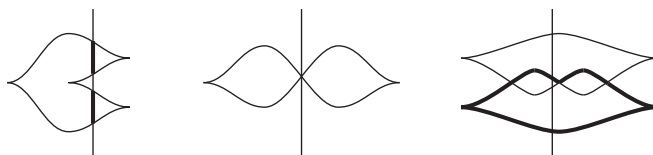


FIGURE 40. Left two figures are not admissible by Item (2). The right figure is not admissible by Item (3).

Let $\text{Adm}(F)$ be the set of admissible decompositions of F . Define the function

$$\theta : \text{Adm}(F) \rightarrow \mathbb{Z}$$

by $\theta(D_F) = \#(D_F) - S(D_F)$ where $S(D_F)$ is the number of switching crossings that occur in the decomposition D_F .

Theorem 4.22 (Chekanov and Pushkar, [13]). *Let L, L' be two Legendrian knots in \mathbb{R}^3 with generic front projections F, F' . If L and L' are Legendrian isotopic then there is a one to one correspondence $f : \text{Adm}(F) \rightarrow \text{Adm}(F')$ such that $\theta(f(D_F)) = \theta(D_F)$.*

Thus we have two new invariants of Legendrian knots! The cardinality of $\text{Adm}(\Pi(L))$ and the map θ .

Example 4.23 We can once again distinguish the Chekanov-Eliashberg knots. Here we draw the Chekanov examples somewhat differently, see Figure 41. In this projection of L one may easily see in any admissible decomposition crossings 2, 3, 4, 5 must be switching crossings (by property (1) and (2)). Moreover, crossings 1 and 6 cannot be switching since they are not Maslov. Thus one sees that this projection of L has $|\text{Adm}(\Pi(L))| = 1$. Similarly in the projection of L' crossings 2, 3, 4, 5 must be switching and either crossings 1, 6 are both switching or both non-switching. Thus $|\text{Adm}(\Pi(L'))| = 2$.

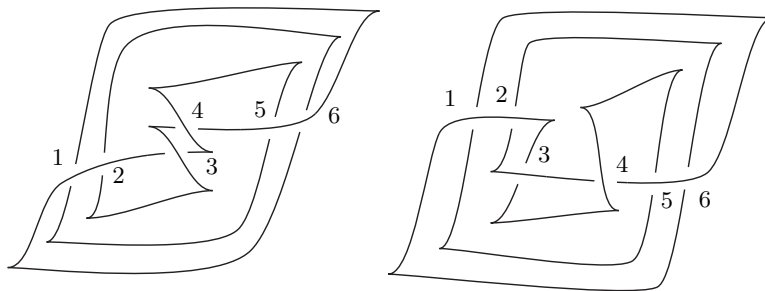


FIGURE 41. Legendrian projections of the two “Chekanov knots” from Figure 29. L is on the left and L' is on the right.

It is interesting to note that, just as the contact homology did, this invariant also vanishes on stabilized Legendrian knots since there are no admissible decompositions of a stabilized knot diagram.

The existence of admissible decompositions has an interesting relation to augmentations of the Chekanov-Eliashberg DGA. In particular Fuchs has shown the following theorem.

Theorem 4.24 (Fuchs, [44]). *If the front projection of a Legendrian knot has an admissible decomposition then its DGA has an augmentation.*

Very recently Fuchs and Ishkhanov, and independently Sabloff, have found a converse to the above theorem.

Theorem 4.25 (Fuchs and Ishkhanov [45]; Sabloff [79]). *If the DGA of a Legendrian knot L has a (graded) augmentation, then any front projection of L has a ruling.*

An interesting corollary of this result is the following.

Corollary 4.26. *If the DGA of a Legendrian knot L has a (graded) augmentation then its rotation number is zero.*

5. CLASSIFICATION RESULTS

In considering the classification of Legendrian knots it is convenient to consider the map

$$\Psi : \tilde{\mathcal{L}} \rightarrow \tilde{\mathcal{K}} \times \mathbb{Z} \times \mathbb{Z} : (L) \mapsto (k(L), tb(L), r(L)),$$

where $\tilde{\mathcal{L}}$ is the space of *all* oriented Legendrian knots and $\tilde{\mathcal{K}}$ is the space of *all* oriented topological knots and $k(L)$ is the topological knot type underlying L . The main questions one would like to answer are: What is the image of Ψ ? and is Ψ injective? The answer to the second question is NO as the Chekanov-Eliashberg examples in Figure 29 show.

We can refine the above questions by considering the map Ψ restricted to $\mathcal{L}(\mathcal{K})$ for some knot type \mathcal{K} . This map is denoted $\Psi_{\mathcal{K}}$. A knot type \mathcal{K} is called *Legendrian simple* if $\Psi_{\mathcal{K}}$ is injective. So for Legendrian simple knot types a classification of Legendrian knots amounts to the identification of the range of $\Psi_{\mathcal{K}}$.

One can also consider the map

$$\Phi : \tilde{\mathcal{L}} \rightarrow \tilde{\mathcal{T}} \times \mathbb{Z},$$

where $\tilde{\mathcal{T}}$ is the space of all transverse knots and $\Phi(L) = (L_+, tb(L))$. Recall L_+ is the (positive) transverse push-off of L . Note we did not include the rotation number in the range of Φ since $r(L) = tb(L) - sl(L_+)$. This map is potentially a better invariant than Ψ . It turns out this map is not injective either.

Example 5.1 Let $E(k, l)$ be the Legendrian knots shown in Figure 42. Note the topological knots underlying $E(k, l)$ are determined by $k + l$. In [30] it was shown that $E(k, l)$ is Legendrian isotopic to $E(k', l')$ if and only if the unordered pairs $\{k, l\}$ $\{k', l'\}$ are the same. This proof involves computations of the linearized contact homology. However if l is odd then the transverse push-offs $E(k, l)_+$ and $E(k - 1, l + 1)_+$ are transversely isotopic.




FIGURE 42. The Legendrian knot $E(k, l)$. There are l crossings on the right hand side and k on the left.

Finally we note that all the new invariants described in Section 4 vanish on stabilized knots thus cannot distinguish non Legendrian isotopic knots if the knots are stabilized. Below in Section 5.4 we will show there are stabilized Legendrian knots that are not Legendrian isotopic. Thus contact homology and the decomposition invariants are not complete invariants.

A standard procedure for trying to classify Legendrian knots in a knot type \mathcal{K} is to show

- All Legendrian knots in $\mathcal{L}(\mathcal{K})$ can be destabilized except those with maximal Thurston-Bennequin invariant.
- Classify Legendrian knots in $\mathcal{L}(\mathcal{K})$ with maximal Thurston-Bennequin invariant.
- Understand when Legendrian knots become the same under stabilization.

Recall, a Legendrian knot L destabilizes if there is a Legendrian knot L' such that $L = S_{\pm}(L')$. This procedure does not always work (see the sections on connected sums and cablings) but it is frequently a useful strategy.

5.1. **The unknot.** The main theorem concerning unknots is the following.

Theorem 5.2 (Eliashberg and Fraser 1995, [28]). *In any tight contact three manifold, Legendrian unknots are determined by their Thurston-Bennequin invariant and rotation number. All Legendrian unknots are stabilizations of the unique one with $tb = -1$ and rotation $r = 0$, see Figure 4.*

The bound on the Thurston Bennequin invariant follows from Bennequin’s inequality (19). The theorem then follows from two lemmas.

Lemma 5.3. *Any Legendrian unknot with $tb < -1$ destabilizes.*

Proof. Let D be a disk that L bounds. If $tb(L) < -1$ then we may make D convex and it will have at least two dividing curves by Equation (15). Since D is a disk one of these dividing curves must be boundary parallel (recall this means that it separates off a disk containing no other dividing curves). As discussed in Section 2.8 we may use this dividing curve to destabilize L . \square

Lemma 5.4. *There is a unique Legendrian unknot with $tb = -1$.*

Proof. Let L_i be two Legendrian unknots with $tb = -1$. Let D_i be a disk that L_i bounds. We can make D_i convex. Using the Legendrian Realization Principle [50, 55] we can arrange that the characteristic foliation on D_i has two elliptic point on ∂D_i and the foliation on the rest of D_i is by arcs. Thus we may Legendrian isotop L_i to an arbitrarily small neighborhood of an arc A_i . One may easily show that any two Legendrian arcs are Legendrian isotopic. Thus we can take $A_1 = A_2$. It is now an exercise that any two “thickenings” of $A = A_i$ to a Legendrian unknot are Legendrian isotopic. \square

5.2. **Torus knots.** Let T be the boundary of a neighborhood of an unknot in M^3 . A knot that can be isotoped to sit on T is called a torus knot.

Theorem 5.5 (Etnyre and Honda 2001, [37]). *In any tight contact three manifold, Legendrian torus knots are determined up to Legendrian isotopy by their knot type, Thurston-Bennequin invariant and rotation number.*

To complete the classification of Legendrian torus knots we need to identify the invariants that are realized. For this we need to more carefully describe torus knots. Let V be an embedded unknotted solid torus in M . Let μ be the meridian to V and λ be the longitude. Now all torus knots can be isotoped onto ∂V so they can be expressed by $p\mu + q\lambda$ where $|p| > q > 0$ and $(p, q) = 1$. If $p > 0$ then the torus knot is called *positive* otherwise it is called *negative*.

Theorem 5.6 (Etnyre and Honda 2001, [37]). *All Legendrian positive (p, q) -torus knots are stabilizations of the unique one with $tb = pq - p - q$ and rotation $r = 0$, see Figure 43.*

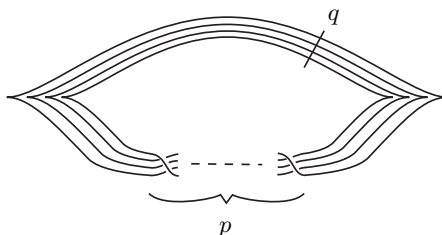


FIGURE 43. Positive (p, q) -torus knot.

Theorem 5.7 (Etnyre and Honda 2001, [37]). *All Legendrian negative (p, q) -torus knots are stabilizations of one with maximal tb which is equal to pq . Moreover, (p, q) -torus knots with maximal tb are classified by their rotation number and the set of realized rotation number is*

$$\{\pm(p + q + n2q) \mid 0 \leq n \leq \frac{2(p + q)}{q}\},$$

See Figure 44.

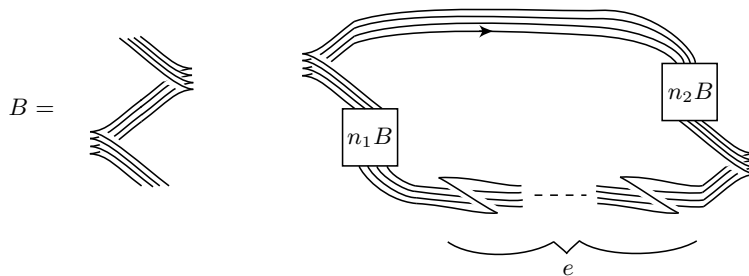
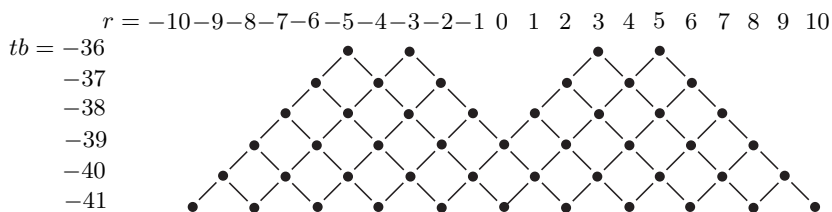


FIGURE 44. Negative $(-p, q)$ -torus knot. Here $p = (n_1 + n_2 + 1)q + e$. So for each such pair of positive integers n_1, n_2 there is a maximal tb , $(-p, q)$ -torus knot.

In Figure 45 we see the possible tb and r of Legendrian $(-9, 4)$ -torus knots. The points indicate a unique Legendrian knot with corresponding invariants. The edges indicate either positive or negative stabilizations (depending on whether the edge has a positive or negative slope). This picture will be called the *mountain range* associated to the knot type. We have not discussed mountain ranges up till now because all previous knot types had a particularly simple mountain range.

Proof of Theorem 5.5. We restrict our attention to (S^3, ξ_{std}) for convenience. Let T be a standardly embedded convex torus in (S^3, ξ_{std}) with two dividing curves. We will need two facts [52, 55] concerning this situation:

- (1) The slope s of the dividing curves Γ_T on T is less than 0.
- (2) Any other slope in $(-\infty, 0)$ can be realized by a standardly embedded convex torus parallel (and disjoint from) T with two dividing curves. Moreover, slopes larger than s are realized by tori on one side of T and slopes smaller than s are realized on the other.

FIGURE 45. Possible tb and r for the $(-9, 4)$ -torus knot.

We also need the following topological fact: the framing on the normal bundle of a (p, q) -torus knot given by its Seifert surface differs from the one induced by the standard torus T on which it sits by pq .

Now consider a Legendrian positive (p, q) -torus knot L . The Bennequin inequality says that $tb(L) \leq pq - p - q$. Thus $tw(L, T) \leq -p - q < 0$, so we can make T convex without moving L . Throughout this section we will assume T has only two dividing curves. It is easy to deal with the more general case but this is left to the reader. Suppose the dividing curves on T have slope $-\frac{p}{m}$, then $tw(L, T) = -(pm + qn)$. For all positive, relatively prime n, m this number is always less than or equal to $-(p + q)$ with equality only when $m = n = 1$. Thus if $tw(L, T) < -(p + q)$ (that is $tb(L) < pq - p - q$) then there is a convex torus T' whose dividing curves have slope -1 and cobounds with T a toric annulus $N = T^2 \times [0, 1]$. Let $A = L \times [0, 1]$ in N , here $L = L \times \{0\}$. We can assume that ∂A is Legendrian and A is convex. All the dividing curves on A are properly embedded arcs and they intersect $L \times \{0\} \subset \partial A$, $2(pm + qn)$ times and $L \times \{1\} \subset \partial A$, $2(p + q)$ times. From this one may easily conclude that there is a dividing curve on A that has boundary on $L = L \times \{0\}$ and separates off a disk from A . Thus as discussed in Section 2.8 we can use this dividing curve to destabilize L .

Using almost the same argument it is easy to show that a negative (p, q) -torus knot destabilized to pq . This is left as an exercise, or see [37]. The fact that this is the maximal tb for such a Legendrian knot is more difficult to establish. In particular, when q is odd it does not follow from any of the inequalities in Section 3. See [44]. \square

Proof of Theorem 5.6. Let L_1 and L_2 be two Legendrian positive (p, q) -torus knots with maximal tb . From the proof of the previous theorem we know that L_i sits on a convex torus T_i with two dividing curves of slope -1 , for $i = 1, 2$. Let V_i and V'_i be the two solid tori into which T_i breaks S^3 . Using the Legendrian realization principle we may isotop T_i relative to L_i so that the characteristic foliation on T_1 is the same as the one on T_2 . Let ϕ be a diffeomorphism T_1 to T_2 that preserves the characteristic foliation and takes L_1 to L_2 . By the classification of contact structures on solid tori we know ϕ extends, as a contactomorphism, over V_1 and V'_1 . Thus ϕ is a contactomorphism of S^3 to itself that takes L_1 to L_2 . Applying Theorem 2.13 we see that L_1 and L_2 are Legendrian isotopic. \square

The proof of Theorem 5.7 is similar to the above proof in spirit but somewhat more involved. We refer the reader to [37].

5.3. Figure eight knot. The main theorem concerning Legendrian figure eight knots is the following.

Theorem 5.8 (Etnyre and Honda 2001, [37]). *In any tight contact three manifold, Legendrian figure eight knots are determined by their Thurston-Bennequin invariant and rotation number. All Legendrian figure eight knots are stabilizations of the unique one with $tb = -3$ and $r = 0$, see Figure 4.*

The bound on tb comes from the inequality in Theorem 3.4. Thus the following two lemmas establish the theorem.

Lemma 5.9. *Any Legendrian figure eight knot with $tb < -3$ destabilizes.*

Lemma 5.10. *There is a unique Legendrian figure eight knot with $tb = -3$.*

To prove any Legendrian figure eight knot L with $tb < -3$ destabilizes we consider a minimal genus Seifert surface Σ for L . So Σ is a punctured torus and we can make it convex. We would like to find a bypass for L on Σ so we can destabilize L . We might not always be able to do this. Thus to prove L destabilizes we need to isotop Σ until we do see a bypass for L on Σ . To accomplish this we use the fibration on the complement of the figure eight knot. Specifically, let $X = S^3 \setminus N$ where N is a standard neighborhood of a L . Then X is a Σ bundle over S^1 . The monodromy for X is

$$\Psi = \begin{bmatrix} 2 & 1 \\ 1 & 1 \end{bmatrix}.$$

If we cut X open along Σ then we get $\Sigma \times [0, 1]$. Because of the monodromy map the dividing curves on $\Sigma \times \{0\}$ and $\Sigma \times \{1\}$ will be different. We can then take an annulus $A = S^1 \times [0, 1]$ where $S^1 \subset \Sigma$, make ∂A Legendrian and A convex. If we choose S^1 correctly we will be able to find a bypass on A for a boundary component of A . We can use this to alter the dividing curves on Σ , [55]. This will frequently produce a bypass on Σ for L . The rigorous argument is somewhat involved. The reader is referred to [37] for details.

To prove there is a unique Legendrian figure eight knot with $tb = -3$ we use the above ideas to show that the dividing curves on Σ in this situation can always be arranged to look a certain way and that there is a unique tight contact structure on X that is a subset of S^3 and has the given dividing curves. The uniqueness proof is then finished as in the proof of Theorem 5.6.

5.4. Connected sums. There is a standard way to take a contact connect sum of manifolds. If (M_i, ξ_i) are two contact three manifolds, then let B_i be a ball with convex boundary contained in a neighborhood of a point. The connect sum $M_1 \# M_2$ is obtained from $\overline{M_i \setminus B_i}$ by gluing their boundaries together by a contactomorphism. This construction preserves tightness [15]. If L_i is a Legendrian knot in M_i we can arrange that $L_i \cap B_i$ looks like the intersection of the x -axis with a unit ball about the origin in $(\mathbb{R}^3, \xi_{std})$. We can then define the *connect sum* $L_1 \# L_2$ in $M_1 \# M_2$ to be the closure of $L_1 \setminus B_1 \cup L_2 \setminus B_2$ (here we of course need to arrange that the gluing map for $M_1 \# M_2$ sends $\partial(L_1 \cap B_1)$ to $\partial(L_2 \cap B_2)$).

In $(\mathbb{R}^3, \xi_{std})$ the connect sum has a diagrammatic interpretation in the front projection (note $\mathbb{R}^3 \# \mathbb{R}^3$ is not \mathbb{R}^3 so we are somewhat abusing notation, but we may think of one of the \mathbb{R}^3 's as S^3 with its standard contact structure). This diagrammatic connect sum is shown in Figure 46. It is



FIGURE 46. The connect sum in the front projection.

a good exercise to show that this is the same as the connect sum defined above and that it is well defined. Moreover using this diagrammatic interpretation it is easy to see

$$tb(L_1 \# L_2) = tb(L_1) + tb(L_2) + 1$$

and

$$r(L_1 \# L_2) = r(L_1) + r(L_2).$$

While all the theorems concerning the connect sum work with the more general definition we restrict attention here to the diagrammatic version in \mathbb{R}^3 . The following theorem says that the prime decomposition of Legendrian knots is unique up to shifting stabilization from one summand to the other and topological symmetries.

Theorem 5.11 (Etnyre and Honda 2003, [35]). *Let $\mathcal{K} = \mathcal{K}_1 \# \dots \# \mathcal{K}_n$ be topological connected sum knot type in \mathbb{R}^3 , with \mathcal{K}_i prime. The map*

$$\frac{\mathcal{L}(\mathcal{K}_1) \times \dots \times \mathcal{L}(\mathcal{K}_n)}{\sim} \rightarrow \mathcal{L}(\mathcal{K}_1 \# \dots \# \mathcal{K}_n)$$

given by connect sum is a one to one correspondence where \sim is generated by

- (1) $(\dots, S_{\pm}(L_i), \dots, L_j, \dots) \sim (\dots, L_i, \dots, S_{\pm}(L_j), \dots)$ and
 (2) $(L_1, \dots, L_n) \sim (L_{\sigma(1)}, \dots, L_{\sigma(n)})$ where σ is permutation of $1, \dots, n$ such that $\mathcal{K}_i = \mathcal{K}_{\sigma(i)}$.

The idea for the proof of this theorem is quite simple. One just uses the spheres implicated in the definition of connect sum. Make these spheres convex, cut the manifold along the spheres and glue in standard contact balls with a standard Legendrian arc in them. One then analyses what happens if one decomposes using a different convex sphere. The details can be found in [35].

While the proof of this theorem is fairly straightforward it has some very interesting consequences.

Corollary 5.12. *Given any integers n and m there is a topological knot type \mathcal{K} and Legendrian knots $L_1, \dots, L_n \in \mathcal{L}(\mathcal{K})$ with the same tb and r that are not Legendrian isotopic. Moreover, they stay non isotopic even after m stabilizations of any type.*

These are the first examples that cannot be distinguished by the Chekanov-Eliashberg DGA or the decomposition invariants. In fact, there is no known invariant distinguishing many of them.

Recall Theorem 2.17 says that any two Legendrian knots in the same knot type become Legendrian isotopic after some number of positive and negative stabilizations. There are many theorems in topology concerning some type of equivalence under stabilization (eg. for Heegaard splittings of three manifolds, smooth structures on four manifolds, ...), but this is the first time one can show that more than one stabilization is required in the equivalence.

We indicate the proof of this corollary in the case $n = 2$ and $m = 0$. To this end consider the $(-5, 2)$ torus knots \mathcal{K} . In $\mathcal{L}(\mathcal{K})$ there are four Legendrian knots with maximal tb (this maximum is -10) having rotation numbers $-3, -1, 1, 3$. Denote them by K_r where the r indicates their rotation number. Now set $L_1 = K_{-3} \# K_3$ and $L_2 = K_{-1} \# K_1$. Clearly both L_1 and L_2 have $tb = -19$ and $r = 0$. However they are not Legendrian isotopic since their summands are not related by the equivalence relation in Theorem 5.11. Using the fact that $S_+(K_{-3}) = S_-(K_{-1})$ and $S_-(K_3) = S_+(K_1)$ one may easily check that $S_+(L_1) = S_+(L_2)$ and $S_-(L_1) = S_-(L_2)$. Thus our examples only satisfy $m = 0$ in the corollary. The reason for this is that the valleys in the mountain range for \mathcal{K} (see Section 5.2 for the terminology) are only one deep. Thus to find examples with $m > 0$ we just need to find torus knots having very deep valleys. This is a simple exercise, or see [35].

5.5. Cables. We now discuss Legendrian knots in cabled knot types. To do this we need some preliminary definitions. We say a solid torus S represents a knot type \mathcal{K} if its core curve is in \mathcal{K} . Define the width of a knot type as

$$(22) \quad w(\mathcal{K}) = \sup \frac{1}{\text{slope}(\Gamma_{\partial S})},$$

where the supremum is taken over all solid tori with convex boundary representing \mathcal{K} , and $\Gamma_{\partial S}$ are the dividing curves on the boundary of S . This is clearly an invariant of topological knots. Since the standard neighborhood of a Legendrian knot with $tb = n$ has dividing curves on its boundary with slope $\frac{1}{n}$ we can see that

$$\overline{tb}(\mathcal{K}) \leq w(\mathcal{K}) \leq \overline{tb}(\mathcal{K}) + 1.$$

A knot type \mathcal{K} is called *uniformly thick* if

- (1) $w(\mathcal{K}) = \overline{tb}(\mathcal{K})$ and
 (2) any solid torus S representing \mathcal{K} is contained in the interior of a solid torus that is the standard neighborhood for a Legendrian knot in $\mathcal{L}(\mathcal{K})$ with maximal tb .

For the unknot one may easily check that $w = 0$ while $\overline{tb} = -1$, thus the unknot is not uniformly thick. We will see below that there are many knot types that are uniformly thick, but first we indicate the importance of being uniformly thick.

Let γ be a (p, q) curve on $\partial(S)$, where $S = S^1 \times D^2$. Given a knot type \mathcal{K} let S' be a solid torus representing \mathcal{K} and choose a diffeomorphism $S \rightarrow S'$ sending $S^1 \times \{pt\}$ to a longitude of S' and $\{pt\} \times \partial D^2$ to a meridian. Then the knot type $\mathcal{K}_{(p,q)}$ determined by γ under this diffeomorphism is called the (p, q) -cable of \mathcal{K} .

Theorem 5.13 (Etnyre and Honda, [34]). *Let \mathcal{K} be a Legendrian simple, uniformly thick knot type. Then the knot type $\mathcal{K}_{(p,q)}$ is also Legendrian simple.*

Thus we cannot say the cables of Legendrian simple knots are Legendrian simple, but this is true if the knot type is uniformly thick.

Theorem 5.14 (Etnyre and Honda, [34]). *We have the following:*

- (1) *Negative torus knots are uniformly thick.*
- (2) *If \mathcal{K} is uniformly thick and $\frac{p}{q} < w(\mathcal{K})$ then $\mathcal{K}_{(p,q)}$ is uniformly thick.*
- (3) *If \mathcal{K}_1 and \mathcal{K}_2 are uniformly thick then $\mathcal{K}_1 \# \mathcal{K}_2$ is uniformly thick.*

The proofs of these last two theorems are in principle quite similar to the proofs in the proceeding sections, especially the section on torus knots.

There are knot types that are not uniformly thick. As mentioned above the unknot is not uniformly thick, but it acts somewhat as if it is. For example its cables (torus knots) are Legendrian simple. It would appear that all positive torus knots are not Legendrian simple, but this seems difficult to prove in general. We have the following:

Theorem 5.15 (Etnyre and Honda, [34]). *If \mathcal{K}' is the $(2,3)$ -cable of the $(2,3)$ -torus knot, then $\mathcal{L}(\mathcal{K}')$ is classified as in Figure 47. This entails the following:*

- (1) *There exist exactly two maximal Thurston-Bennequin representatives $K_{\pm} \in \mathcal{L}(\mathcal{K}')$. They satisfy $tb(K_{\pm}) = 6$, $r(K_{\pm}) = \pm 1$.*
- (2) *There exist exactly two non-destabilizable representatives $L_{\pm} \in \mathcal{L}(\mathcal{K}')$ which have non-maximal Thurston-Bennequin invariant. They satisfy $tb(L_{\pm}) = 5$ and $r(L_{\pm}) = \pm 2$.*
- (3) *Every $L \in \mathcal{L}(\mathcal{K}')$ is a stabilization of one of K_+ , K_- , L_+ , or L_- .*
- (4) *$S_+(K_-) = S_-(K_+)$, $S_-(L_-) = S_-^2(K_-)$, and $S_+(L_+) = S_+^2(K_+)$.*
- (5) *$S_+^k(L_-)$ is not (Legendrian) isotopic to $S_+^k S_-(K_-)$ and $S_-^k(L_+)$ is not isotopic to $S_-^k S_+(K_+)$, for all positive integers k . Also, $S_-^2(L_-)$ is not isotopic to $S_+^2(L_+)$.*

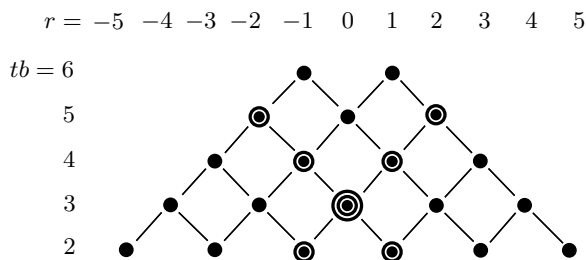


FIGURE 47. Classification of Legendrian $(2,3)$ -cables of $(2,3)$ -torus knots. Concentric circles indicate multiplicities, *ie*, the number of distinct isotopy classes with a given r and tb .

This example is quite interesting since it is the first known example where there are Legendrian knots which do not have the maximal tb for the knot type and yet they do not destabilize. Moreover, this is the first knot type where there are Legendrian representatives with the same invariants that do not become Legendrian isotopic after some number of stabilizations of a fixed sign. See the section on transverse knots for more discussion of this knot type.

5.6. Links. There has not been much study of Legendrian links. One of the first result about links appeared in [68] and addressed the question: Given a link type is there a Legendrian realization such that each component has maximal Thurston–Bennequin invariant in its knot type? The answer is NO. For a link $L = \cup L_i$ define its Thurston–Bennequin invariant to be the sum of the Thurston–Bennequin invariants of its components $tb(L) = \sum tb(L_i)$. Then the inequality for the Thurston–Bennequin invariant involving the HOMFLY polynomial in Theorem 3.4 still holds. For the Borromean rings B and the Whitehead link W a simple computations of the HOMFLY polynomial yield

$$tb(B) \leq -4$$

and

$$tb(W) \leq -5.$$

Since B had 3 components and W has 2 we clearly cannot realize them with components consisting of unknots with maximal Thurston–Bennequin invariant. These bounds are realized, see Figure 48. Also in this figure it is shown that the mirror of the Whitehead link can be realized by Legendrian unknots of $tb = -1$, once again illustrating the “cirality” of Legendrian knots. In general, very little is known concerning realizing Legendrian links with given Legendrian knot components and the restrictions on the Thurston–Bennequin invariants.

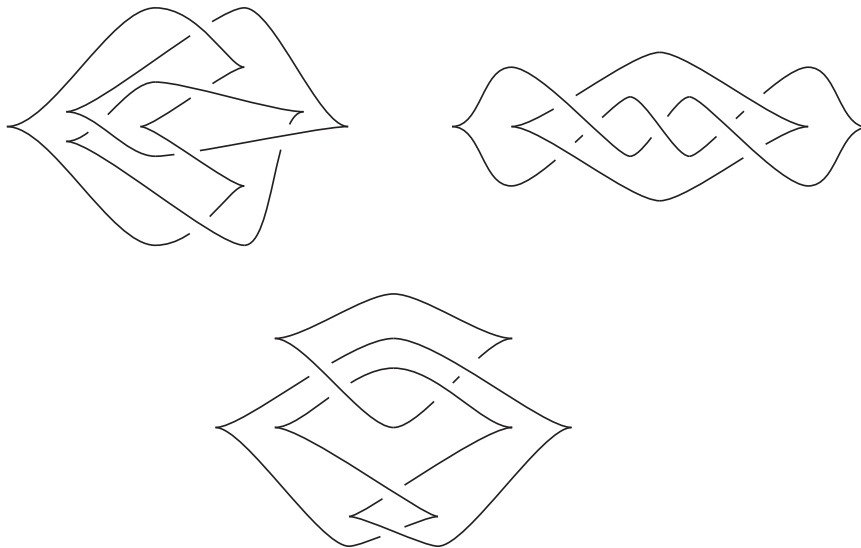


FIGURE 48. Legendrian Borromean rings with $tb = -4$ (top left), Legendrian Whitehead link with $tb = -5$ (top right) and Legendrian Whitehead mirror realized by two $tb = -1$ unknots (bottom).

The N -copy of a Legendrian knot has also been studied. Given a Legendrian knot L in $(\mathbb{R}^3, \xi_{std})$, let L_N be the Legendrian link obtained by taking N copies of L each shifted slightly in the z direction. See Figure 49. The link L_N is a Legendrian link in the topological link type of the

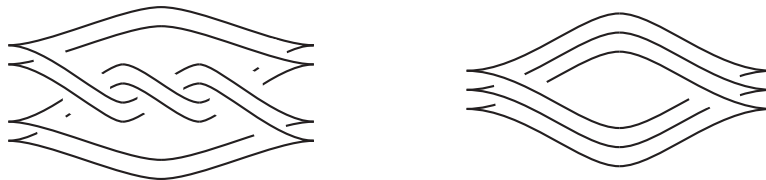


FIGURE 49. A 2-copy of the right handed trefoil (right) and a 3-copy of the unknot (left).

$(Ntb(L), N)$ -cable of L . If L had maximal tb for Legendrian knots in its knot type then L_N is a Legendrian realization of its link type with each component having maximal tb in its knot type.

Topologically one can always realize any arbitrary permutation of the components of this link via isotopy. Can this be done for the components of the Legendrian N -copy. We have the following result.

Theorem 5.16 (Michatchev 2001, [67]). *If L is a Legendrian unknot, then only cyclic permutations of the components of L_N are possible via Legendrian isotopy.*

One may easily check that cyclic permutations are possible. To show other permutations are not possible one must use an enhanced version of contact homology see [67].

One can study other cables as well. The following result follows easily from [37].

Theorem 5.17. *Let $p > q > 0$ be relatively prime. There is a unique Legendrian link with maximal Thurston–Bennequin invariant in the (np, nq) -torus link type. Moreover, each component of the link has maximal tb in its knot type and any permutation of its components can be realized by a Legendrian isotopy.*

5.7. The homotopy type of the space of Legendrian knots. Recall \mathcal{K} denotes a topological knot type. That is \mathcal{K} is a space of topological knots isotopic to a fixed knot. Also recall $\mathcal{L}(\mathcal{K})$ denotes the set of all Legendrian knots in \mathcal{K} . All the classification results above can be thought of in terms of identifying the kernel of the map

$$i_* : \pi_0(\mathcal{L}(\mathcal{K})) \rightarrow \pi_0(\mathcal{K}),$$

where $i : \mathcal{L}(\mathcal{K}) \rightarrow \mathcal{K}$ is the natural inclusion map. In general, studying the homotopy groups of $\mathcal{L}(\mathcal{K})$ is an interesting problem. To this end, fix a component \mathcal{L} of $\mathcal{L}(\mathcal{K})$ and consider the inclusion $i : \mathcal{L} \rightarrow \mathcal{K}$. Recently Kálmán [58, 59] has shown the induced map on π_1 need not be injective. Specifically, if \mathcal{L} is the set of maximal Thurston–Bennequin invariant, Legendrian right handed trefoil knots then consider the loop Ω in \mathcal{L} illustrated in Figure 50.

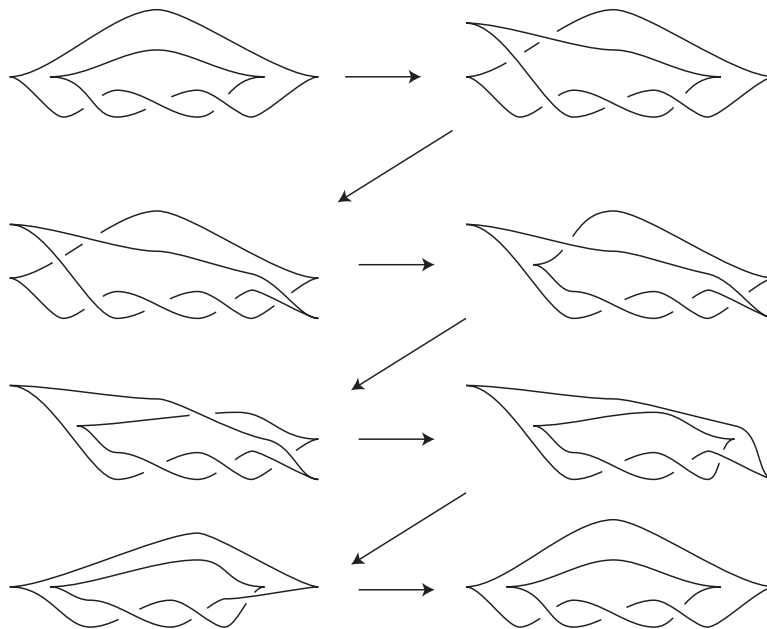


FIGURE 50. A loop of Legendrian trefoils.

Theorem 5.18 (Kálmán [58, 59]). *The loop Ω^6 is non-trivial in $\pi_1(\mathcal{L})$ but $i(\Omega^6)$ is trivial in $\pi_1(\mathcal{K})$.*

The key ingredient in proving this theorem is the following result.

Theorem 5.19 (Kálmán [58]). *If L is a fixed (generic) Legendrian knot in \mathcal{L} then there is a multiplicative homomorphism*

$$\mu : \pi_1(\mathcal{L}, L) \rightarrow \text{Aut}(CH(L))$$

defined by continuation on the Chekanov–Eliashberg contact homology.

Now showing that Ω^6 is a non-trivial loop amounts to a computation that μ of this loop is non-trivial. This is carried out in [58]. Moreover, in [59] non-trivial loops are found for all maximal Thurston–Bennequin invariant positive torus knots.

5.8. Transverse knots. Recall a knot type \mathcal{K} is transversely simple if transverse knots in the knot type are determined by their self-linking numbers. By Theorem 2.23 we know that the negative stable classification of Legendrian knots implies the transverse classification. Thus from the results above we know the following knot types are transversely simple

- (1) the unknot ([26]),
- (2) torus knots (positive torus knots in [31], all torus knots in [37, 65, 66]), and
- (3) the figure eight knot ([37]).

The theorem on Legendrian connect sum implies that the connect sum of Legendrian simple knot types need not be Legendrian simple, but this is not the case for transverse knots.

Theorem 5.20 (Etnyre and Honda 2003, [35]). *If \mathcal{K}_1 and \mathcal{K}_2 are transversely simple then $\mathcal{K}_1 \# \mathcal{K}_2$ is also transversely simple.*

This theorem easily follows from Theorem 5.11 on Legendrian connect sums and the observation if a knot type is transversely simple then its tb - r mountain range (see Figure 45) is connected via negative stabilizations. The proof is an easy exercise or see [35].

Once again there is an interesting relation between transverse knots and braids. We call a knot type \mathcal{K} *exchange reducible* if any braid representing \mathcal{K} can be reduced to a unique minimal braid index braid for \mathcal{K} by a sequence of braid destabilizations and exchange moves. An exchange move is shown in Figure 51.

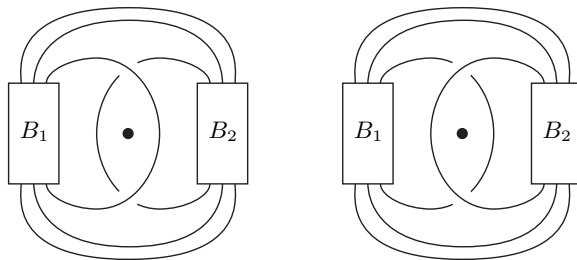


FIGURE 51. Exchange move.

Theorem 5.21 (Birman and Wrinkle 2000, [10]). *If \mathcal{K} is exchange reducible then it is transversely simple.*

To prove this theorem one needs to observe that there are two types of braid destabilizations. A positive one and a negative one. The positive one can be realized by a transverse isotopy and the negative one corresponds to a transverse destabilization of the transverse knot. Moreover, an exchange move can also be done by a transverse isotopy of the knot. Thus being exchange reducible implies that any transverse knot destabilizes to a unique maximal self-linking number transverse knot and thus the knot type is transversely simple. One can easily reprove that the unknot is transversely simple with this theorem [9], see also [65, 66] for a discussion of torus knots and cables from this perspective.

The search for non-transversely simple knot types was long and difficult, due in part to the lack of non classical invariants for transverse knots. But we now know there are non-transversely simple knot types.

Theorem 5.22 (Birman and Menasco, [7]). *The transverse knots represented by the closures of the braids $\sigma_1^3 \sigma_2^4 \sigma_1^2 \sigma_2^{-1}$ and $\sigma_1^3 \sigma_2^{-1} \sigma_1^2 \sigma_2^4$ are not transversely isotopic, but have the same self-linking number.*

Many other examples arise from Birman and Menasco's analysis, see [7, 8], but they are all three braids. They prove the knots are not transversely isotopic by classifying all closed three braids and understanding how to pass from one three braid to another representing the same knot type. (They can also show that there must exist non transversely simple knots types that are not three braids, but the specific knot types cannot be identified at this time.)

The classification of Legendrian knots in the knot type \mathcal{K} of the $(2, 3)$ -cable of the $(2, 3)$ -torus knot in Theorem 5.15 implies that \mathcal{K} is not transversely simple. In particular we get the first classification of transverse knots in a non-transversely simple knot type.

Theorem 5.23 (Etnyre and Honda, [34]). *Let \mathcal{K} be the $(2, 3)$ -cable of the $(2, 3)$ -torus knot. Each odd integer less than or equal to seven is the self-linking number of a transverse knot in $\mathcal{T}(\mathcal{K})$. Moreover, the self-linking number determines the transverse knot if $sl \neq 3$ and there are precisely two transverse knots with $sl = 3$.*

One should be able to construct many more such examples of cables of positive torus knot using the ideas from [34].

5.9. Knots in overtwisted contact structures. Overtwisted contact structures have been classified by Eliashberg in [23] and are determined by their homotopy type of plane field. Since [23] overtwisted structures have not been studied much. In particular, Legendrian knots in overtwisted contact structures have been somewhat ignored. There are however a few things we do know.

If L is a Legendrian knot in an overtwisted contact manifold (M, ξ) then call L *loose* if the contact structure on $M \setminus L$ is overtwisted. While it has been claimed by several authors that if a Legendrian knot L violates the Bennequin inequality then it is loose, this is not actually true as can be seen from the example below (this was first observed in [18]). Concerning the classification of loose knots we have the following theorem.

Theorem 5.24 (Eliashberg and Fraser 1995, [28]: and Dymara 2001, [19]). *Fix an overtwisted contact structure on S^3 , then two loose Legendrian knots in the same knot type and having the same tb and r are contactomorphic. Moreover, if there is a fixed overtwisted disk in the complement of both Legendrian knots then they are Legendrian isotopic.*

The proof of this theorem relies on the classification of overtwisted contact structures in [23]. In particular, tb and r determine the homotopy type of the contact structure on the complement of L . Thus two loose knots with the same invariants are related by a contactomorphism of the ambient contact manifold. One gets a global contact isotopy if there is a fixed overtwisted disk in the complement of both Legendrian knot.

In [28] it was asked if non-loose knots exist in overtwisted contact structures. In fact they do, as shown in [19]. The example given there goes as follows. The standard tight contact structure on S^3 can be thought to be the planes orthogonal (in the standard round metric) to the Hopf fibration. Now let ξ be the contact structure obtained by a “half-Lutz twist.” To understand this write the Hopf fibration as $\pi : S^3 \rightarrow S^2$. Let $A \subset S^2$ be an embedded annulus $A = S^1 \times [0, 1]$. Let $N = \pi^{-1}(A)$. Thus $N = A \times S^1$, where the S^1 are the Hopf fibers. The standard contact structure intersects the tori $T_t = S^1 \times \{t\} \times S^1$ in a linear foliation. On N alter the contact structure by adding an extra half twist, that is leave the contact structure fixed at the boundary of N but as t move from 0 to 1 make the slopes of the foliations induced on the T_t change more rapidly so that the angles swept out by the foliations are π more than the angles swept out by the standard contact structure. Call this new contact structure ξ . Note there will be a t such that the characteristic foliation on T_t is parallel to the fibers in the Hopf fibration. Let γ be a leaf in this characteristic foliation. In [19] it was shown that the overtwisted contact structure ξ is tight when restricted to $S^3 \setminus \gamma$. Intuitively this is because γ intersects all the obvious overtwisted disks. To prove the complement is tight one needs to examine the universal cover, \mathbb{R}^3 , of the complement and prove that the contact structure pulls back the standard contact structure on \mathbb{R}^3 . Note γ is a Legendrian unknot and one may easily compute (in a manner similar to the computation for torus knots) that $tb = 1$ and $r = 0$. It is easy to find another Legendrian γ' with $tb = 1$ and $r = 0$ so that the complement is still overtwisted (just take the connected sum the boundaries of two disjoint overtwisted disks). Now γ and γ' cannot be Legendrian isotopic since their complements are not contactomorphic.

From this example it seems the classification of Legendrian unknots in (S^3, ξ) is more complicated than the classification of Legendrian unknots in tight contact structures. It would be quite interesting (and probably not too hard) to completely classify Legendrian unknots in this contact structure, or more generally all overtwisted contact structures on S^3 . It seems studying Legendrian unknots in overtwisted contact structures might be very interesting. But this must wait for future work.

6. HIGHER DIMENSIONS

A contact structure on a $2n+1$ dimensional manifold M is a hyperplane field ξ that can be locally given as the kernel of a 1-form α such that $\alpha \wedge (d\alpha)^n \neq 0$. As in dimension three one should think of such a plane field as “maximally nonintegrable”. The standard contact structure ξ on \mathbb{R}^{2n+1} is given as the kernel of

$$(23) \quad \alpha = dz - \sum_{j=1}^n y_j dx_j,$$

where $x_1, y_1, \dots, x_n, y_n, z$ are Euclidean coordinates on \mathbb{R}^{2n+1} . In this section we restrict attention to (\mathbb{R}^{2n+1}, ξ) . A *Legendrian knot* (or Legendrian submanifold) of \mathbb{R}^{2n+1} is an n dimensional submanifold $L \subset \mathbb{R}^{2n+1}$ that is tangent to ξ at each point. We will frequently use L to denote the Legendrian submanifold and the domain of a Legendrian embedding. We also recall that the standard symplectic structure on \mathbb{C}^n is given by

$$(24) \quad \omega = \sum_{j=1}^n dx_j \wedge dy_j,$$

and a Lagrangian submanifold is an n dimensional submanifold $L \subset \mathbb{C}^n$ for which $\omega(v_1, v_2) = 0$ for all vectors $v_1, v_2 \in TL$.

6.1. Legendrian knots in \mathbb{R}^{2n+1} . As in three dimensions there are two standard projections that are useful in studying Legendrian knots. The first is the *Lagrangian projection* (sometimes called the complex projection) which projects out the z coordinate:

$$(25) \quad \pi : \mathbb{R}^{2n+1} \rightarrow \mathbb{C}^n : (x_1, y_1, \dots, x_n, y_n, z) \mapsto (x_1, y_1, \dots, x_n, y_n).$$

The second is called the *front projection* and it projects out the y_j 's:

$$(26) \quad \Pi : \mathbb{R}^{2n+1} \rightarrow \mathbb{R}^{n+1} : (x_1, y_1, \dots, x_n, y_n, z) \mapsto (x_1, \dots, x_n, z).$$

We begin with the Lagrangian projection. If L is an embedded Legendrian knot then $\pi(L)$ is an immersed Lagrangian submanifold of \mathbb{C}^n . If L is generic, that is in a C^∞ dense subset of all Lagrangian embeddings, then $\pi(L)$ will have a finite number of isolated double points. The embedding of L in \mathbb{R}^{2n+1} can be recovered (up to rigid translation in the z direction) from $\pi(L)$ as in the $n = 1$ case described above. Specifically, pick a point $p \in \pi(L)$ and choose any z coordinate for p then the z coordinate of any other point p' is determined by

$$(27) \quad \sum_{j=1}^n \int_{\gamma} y_j dx_j,$$

where γ is any path in $\pi(L)$ from p to p' . Furthermore, given any Lagrangian immersion in \mathbb{C}^n with isolated double points, if the integral in Equation 27 is independent of the path γ then we obtain a Legendrian immersion in \mathbb{R}^{2n+1} . Note that we will get an embedding as long as the above integral is not zero for paths connecting the double points. The integral in Equation (27) will be independent of γ when we have exact Lagrangian immersions $i : L \rightarrow \mathbb{R}^{2n}$, *i.e.* ones for which $i^*(\sum_{j=1}^n x_j dy_j)$ is exact. In particular, if $H^1(L) = 0$, as is the case for S^n if $n \neq 1$, then all Lagrangian immersions are exact. Thus an isotopy L'_t of exact Lagrangian manifolds in \mathbb{C}^n with transverse double points will lift to an isotopy L_t of Legendrian manifolds in \mathbb{R}^{2n+1} (again there is no guarantee that the manifolds will be embedded).

Example 6.1 Here we consider the most basic example of an exact Lagrangian immersion of a sphere in \mathbb{C}^n , thus providing a Legendrian sphere in \mathbb{R}^{2n+1} . Let $S^n = \{(x, y) \in \mathbb{R}^n \times \mathbb{R} : |x|^2 + y^2 = 1\}$ and then define

$$(28) \quad f(x, y) : S^n \rightarrow \mathbb{C}^n : (x, y) \mapsto ((1 + iy)x).$$

We claim that the image of f is an exact Lagrangian sphere in \mathbb{C}^n with one double point that lifts to an embedded sphere in \mathbb{R}^{2n+1} . When $n = 1$ the image is a figure eight in the plane with a double point at the origin.

The Reidemeister type theorem here is

Lemma 6.2. *If two Legendrian knots in \mathbb{R}^{2n+1} , $n > 1$, are Legendrian isotopic then their Lagrangian projections are related by regular homotopies and isolated double point moves (see the left hand side of Figure 12).*

Though the Lagrangian projection of Legendrian knots has many nice properties, for example Lemma 6.2, it has some drawbacks as well. Specifically, given a submanifold L^n of \mathbb{C}^n it is not clear whether or not it is an exact Lagrangian submanifold or lifts to an embedded Legendrian knot. Thus it is sometimes useful to consider the front projection of a Legendrian knot. The front projection $\Pi(L)$ is a codimension one subvariety of \mathbb{R}^{n+1} . Living in a lower dimensional space makes it somewhat easier to visualize. The drawback to the front projection is that $\Pi(L)$ will have certain singularities. In fact, any singularity with a well defined tangent space one would expect from a projection of $L^n \subset \mathbb{R}^{2n+1}$ to \mathbb{R}^{n+1} can occur except tangential double points (these would correspond to double points of L in \mathbb{R}^{2n+1}). But any map from an n dimensional space to \mathbb{R}^{n+1} with no vertical tangencies and the appropriate type of singularities will lift to a Legendrian knot in \mathbb{R}^{2n+1} .

To see that any map into \mathbb{R}^{n+1} with the appropriate singularities can be lifted to a Legendrian knot we observe that at cusp edges (and all other allowable singularities) there is a well defined tangent plane to the image of the map. Thus we can recover the y_i coordinate of the Legendrian knot by looking at the slope of the tangent plane in the $x_i z$ -plane (since for the lift to be Legendrian its tangent planes have to satisfy $dz = \sum_{i=1}^n y_i dx_i$).

If $\phi : L \rightarrow \mathbb{R}^{2n+1}$ is a Legendrian embedding then (after a C^∞ small perturbation to another Legendrian) off of a codimension one subset $\Sigma \subset L$ the map $\Pi \circ \phi : L \rightarrow \mathbb{R}^{n+1}$ will be an immersion. For a generic point p in Σ we can find a neighborhood N of p in L , with coordinates (x_1, \dots, x_n) , and a coordinate neighborhood N' of $\Pi \circ \phi(p)$ such that $\Pi \circ \phi$ is expressed in these coordinates by $(x_1, \dots, x_n) \mapsto (3x_1^2, x_2, \dots, x_n, \pm 2x_1^3)$. We say such a point is on a *cusp edge*. See Figure 52. Note that the image of $\Pi \circ \phi$ cannot have tangent planes containing the z -direction (since $\phi(L)$ is

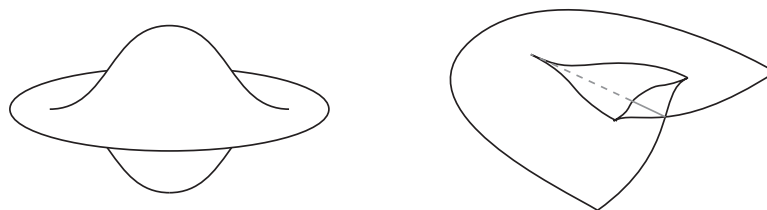


FIGURE 52. Front projection with a cusp edge (right) and a “swallow-tail” singularity (left).

Legendrian). It is the cusp edges that allow our front projections to avoid these vertical tangencies. For a generic one dimensional Legendrian knot only cusp edges occur in the front projection. In higher dimensions there can be other singularities as well, however they all occur in codimension larger than one. So the top dimensional strata of Σ consists entirely of cusp edges. In particular, later it will be important that any path on L can be perturbed so that it only intersects Σ in cusp edges. For a thorough discussion of allowable singularities see [4].

For Legendrian knots L in \mathbb{R}^{2n+1} we have two “classical” invariants. First, Tabachnikov [82] has shown how to generalize the Thurston–Bennequin invariant to higher dimension. Specifically, let L' be a copy of L obtained by pushing L slightly in the z -direction, then

$$(29) \quad tb(L) = \text{linking}(L, L').$$

It is interesting to note that when n is even $tb(L) = \frac{1}{2}\chi(L)$ and thus is a trivial invariant of the Legendrian isotopy class of L . When n is odd $tb(L)$ is a non trivial invariant (see Section 6.3).

It is more difficult to generalize the rotation number a Legendrian knot in three manifolds to higher dimensions. To each point $x \in L$ we get a Lagrangian plane $d\pi_x(T_x L)$ in \mathbb{C}^n . Thus we get a map L to $\text{Lag}(\mathbb{C}^n)$ the space of Lagrangians in \mathbb{C}^n . The homotopy class of this map is an invariant of L . In dimension three, $\pi_1(\text{Lag}(\mathbb{C})) = \mathbb{Z}$ and thus to Legendrian knots in three manifolds we have

a rotation number. In higher dimensions and when L is not just a sphere this homotopy class can be much more complicated than an integer. Again it is interesting to note that when n is even and L is an n sphere then this rotation class is always trivial. Thus when n is even there are no classical invariants of Legendrian knots.

6.2. Generalizations of the Chekanov-Eliashberg DGA. Contact homology naturally generalizes to higher dimensions. Here we define the DGA associated to a Legendrian knot in \mathbb{R}^{2n+1} .

The Algebra. Denote the double points of the Lagrangian projection, $\pi(L)$, by \mathcal{C} . We assume \mathcal{C} is a finite set of transverse double points. Let \mathcal{A} be the free associative unital algebra over \mathbb{Z}_2 generated by \mathcal{C} .

The Grading. To each crossing $c \in \mathcal{C}$ there are two points c^+ and c^- in $L \subset \mathbb{R}^{2n+1}$ that project to c . We denote by c^+ the point with larger z -coordinate. Choose a map $\gamma_c : [0, 1] \rightarrow L$ that parametrizes an arc running from c^+ to c^- . (Note there could be more than one path.) For each point $\gamma(\theta) \in L$ we have a Lagrangian plane $d\pi_{\gamma(\theta)}(T_{\gamma(\theta)}L)$ in \mathbb{C}^n . Thus γ gives us a path $\hat{\gamma}$ in $\text{Lag}(\mathbb{C}^n)$. Since c is a transverse double point $\hat{\gamma}(0)$ is transverse to $\hat{\gamma}(1)$. Thus we can find a complex structure J on \mathbb{R}^{2n} that (1) induces the same orientation on \mathbb{C}^n as the standard complex structure and (2) $J(\hat{\gamma}(1)) = \hat{\gamma}(0)$. Now set $\bar{\gamma}(\theta) = e^{J\theta}\hat{\gamma}(1)$. Note that $\hat{\gamma}$ followed by $\bar{\gamma}$ is a closed loop in $\text{Lag}(\mathbb{C}^n)$. Moreover $\pi_1(\text{Lag}(\mathbb{C}^n)) = \mathbb{Z}$ thus to this closed loop we get an integer, $cz(c)$, the Conley-Zehnder invariant of c . The grading on c is

$$|c| = cz(c) - 1.$$

We note that c in general depends on the path γ with which we started. To take care of this ambiguity note that to each circle immersed in L we get an integer through the above procedure. Let n be the greatest common divisor of all these integers. It is easy to convince oneself that $|c|$ is well defined modulo n .

The Differential. We will define the differential ∂ on \mathcal{A} by defining it on the generators of \mathcal{A} and then extending by the signed Leibniz rule:

$$\partial ab = (\partial a)b + (-1)^{|a|}a\partial b.$$

Let $a \in \mathcal{C}$ be a generator of \mathcal{A} and let $b_1 \dots b_k$ be a word in the ‘‘letters’’ \mathcal{C} . Let P_{k+1} be a $k+1$ sided polygon in \mathbb{C} with vertices labeled counterclockwise v_0, \dots, v_k . We will consider maps $u : (P_{k+1}, \partial P_{k+1}) \rightarrow (\mathbb{C}^n, \pi(L))$ such that $u|_{\partial P_{k+1} \setminus \{v_i\}}$ lifts to a map to $L \subset \mathbb{R}^{2n+1}$. Call a vertex v_i mapping to the double point c *positive* (resp. *negative*) if the lift of the arc just clockwise of v_i in ∂P_{k+1} lifts to an arc approaching c^+ (resp. c^-) and the arc just counterclockwise of v_i lifts to an arc approaching c^- (resp. c^+), where c^\pm are as in the definition of grading. Set

$$\mathcal{M}_{b_1 \dots b_k}^a = \{u : (P_{k+1}, \partial P_{k+1}) \rightarrow (\mathbb{C}^n, \pi(L)) \text{ such that } u \text{ satisfies 1.- 4. below}\} / \sim$$

where \sim is holomorphic reparameterization and the conditions are

1. $u|_{\partial P_{k+1} \setminus \{v_i\}}$ lifts to a map to $L \subset \mathbb{R}^{2n+1}$,
2. $u(v_0) = a$ and v_0 is positive,
3. $u(v_i) = b_i, i = 1, \dots, k$, and v_i is negative,
4. u is holomorphic.

We can now define

$$\partial a = \sum_{b_1 \dots b_k} (\#_2 \mathcal{M}) b_1 b_2 \dots b_k,$$

where the sum is taken over all words in the letters \mathcal{C} for which $\dim(\mathcal{M}_{b_1 \dots b_n}^a) = 0$ and $\#_2$ denotes the modulo two count of elements in \mathcal{M} .

Theorem 6.3 (Ekholm, Etnyre and Sullivan, [20, 21]). *With the notation above:*

- (1) *The map ∂ is a well defined differential that reduces the grading by 1.*
- (2) *The stable tame isomorphism class of (\mathcal{A}, ∂) is an invariant of L .*
- (3) *The homology of (\mathcal{A}, ∂) is an invariant of L .*

We will compute some simple examples below.

6.3. Examples. The DGA of a Legendrian knot L is defined in terms of the Lagrangian projection, but it will be much easier to construct examples in the front projection. Thus we would like to be able to recognize the double points in the Lagrangian projection by looking at the front projection. We begin by noting that generically we can assume that the double points in the Lagrangian projection do not occur along singularities in the front projection. So we consider a point $p \in \Pi(L)$ in the front projection that is not singular. Since $\Pi(L)$ is embedded near p and the tangent plane does not contain the vector $\frac{\partial}{\partial z}$ we can find an open set U in \mathbb{R}^n and a function $f : U \rightarrow \mathbb{R}$ such that near p , $\Pi(L)$ is given by the graph of f .

Let c^+ and c^- be two points in $\Pi(L)$. If they correspond to double point in the Lagrangian projection then they must have the same x_i coordinates, which we denote x , and different z coordinates. We assume the z coordinate of c^+ is larger. Let f^\pm be the functions described above for c^\pm . We can assume that f^+ and f^- have the same domain. Let $f = f^+ - f^-$. The following are equivalent:

- c^+ and c^- correspond to a double point in $\pi(L)$
- $T_{c^+}\Pi(L) = T_{c^-}\Pi(L)$
- $df_x^+ = df_x^-$
- $df_x = 0$

Thus we have a double point if x is a critical point of f . Moreover, the double point is transverse if and only if x is a nondegenerate double point. Thus to a transverse double point we have a Morse index, $\text{Ind}_x(f)$. Suppose c^+, c^- correspond to a double point. Let γ be a path from c^+ to c^- that is transverse to the singular set of $\Pi(L)$. Thus it intersects the singular set along the cusp edges in a finite number of points. Let D be the number of times γ intersects the cusps while its z coordinate is decreasing and U the number of times with its z coordinate increasing.

Lemma 6.4 (Ekholm, Etnyre and Sullivan, [20]). *With the notation as above. If c^+ and c^- correspond to a transverse double point c then*

$$(30) \quad cz(c) = \text{Ind}_x(f) + D - U.$$

We are now ready for some examples.

Example 6.5 In Figure 53 the front projections of two Legendrian knots are shown. Though the pictures are of Legendrian S^2 's in \mathbb{R}^5 there are clearly analogous Legendrian S^n 's in \mathbb{R}^{2n+1} . We use contact homology to distinguish these examples in all dimensions. When n is even they cannot be distinguished by any classical invariants. When n is odd they have different Thurston-Bennequin invariants. Note the Legendrian L on the left has only one double point (the ‘‘axis’’ of the flying



FIGURE 53. The front projection of two Legendrian spheres.

saucer) c . Using the above lemma we see that $cz(c) = n + 1$ so $|c| = n$. Since ∂ is degree -1 we see that $\partial c = 0$. So the contact homology is generated by one element in grading n .

For L' on the right of the figure, there is a double point c corresponding to the ‘‘axis’’ again, but now one must go down 3 cusp edges from c^+ to c^- thus $|c| = n + 2$. If the picture is drawn symmetrically, there are an S^{n-1} 's worth of double point. By deforming the picture slightly so the cusps are tilted we can break the S^{n-1} 's worth of double points into two double point a and b . They will have gradings $|a| = n$ and $|b| = 1$. We can again conclude that $\partial c = 0$ but we do not know if $\partial b = 0$ or 1 , and when $n = 2$ if $\partial a = b$ or 0 . But in any case the contact homology of L' will be different from that of L .

We now describe a procedure for changing a given Legendrian knot. Suppose L is a Legendrian knot in \mathbb{R}^{2n+1} containing two disks L_u and L_l that project to the same disk under the Lagrangian projection. This is a degenerate situation, but it is easy to isotop any Legendrian knot so that it has such disks. Assume L_u is above L_l . Let M be a k -manifold embedded in L_l . There is an ambient isotopy of \mathbb{R}^{2n+1} that is supported near $\Pi(M) \times \mathbb{R}$, where the \mathbb{R} factor is the z -axis, that moves $\Pi(M)$ up just past $\Pi(L_u)$. In the front projection replace $\Pi(L_l)$ with the disk obtained from $\Pi(L_l)$ by applying the ambient isotopy. This new front diagram describes a new Legendrian knot L_M called the *stabilization of L along M* . One may show

Proposition 6.6 (Ekholm, Etnyre and Sullivan, [20]). *If L_M is the stabilization of L along M and the notation is as above then*

- (1) *The rotation class of L_M is the same as the rotation class of L .*
- (2) *If D, U are the number of down, up, cusps along a generic path from $\Pi(L_u)$ to $\Pi(L_l)$ in $\Pi(L)$ then*

$$\text{tb}(L_M) = \begin{cases} \text{tb}(L), & n \text{ even,} \\ \text{tb}(L) + (-1)^{(D-U)} 2\chi(M), & n \text{ odd,} \end{cases}$$

- (3) *If the stabilization of the Legendrian knot L takes place in a small neighborhood of a cusp edge of $\Pi(L)$ then $CH_*(L) = 0$.*

Remark 6.7. Note using this proposition it is easy to see that when n is odd and not 1 then we can realize any any integer, of the appropriate parity, as the tb of some Legendrian knot.

It is important that stabilization does not always force the contact homology to be trivial.

Example 6.8 Let L be the Legendrian knot shown in Figure 54. It is clearly Legendrian isotopic

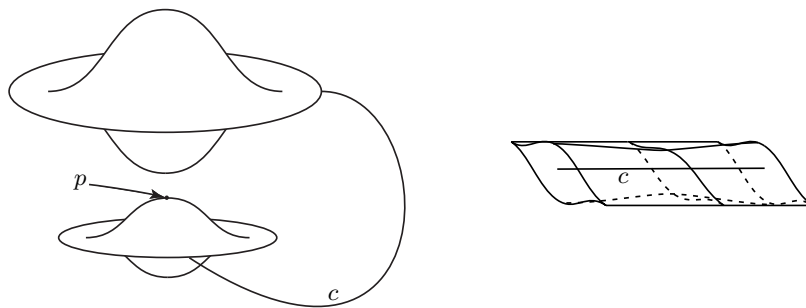


FIGURE 54. The Legendrian knot L (left). To form L a neighborhood of the arc c should be replaced with the tube shown on the right.

to the standard “flying saucer” in Figure 53. Let L_1 be the stabilization of L along the point p indicated in the figure. Let $L_k = L_{k-1} \# L_1$ where $\#$ is defined by replacing an arc connecting cusp edges of the two front projection by the tube shown on the right of Figure 54. One can show [20] that the grading -1 linearized contact homology of L_k has dimension k :

$$\dim(L_1 CH_{-1}(L_k)) = k.$$

Thus none of the L_k 's are Legendrian isotopic. These examples generalize to all dimensions but when n is odd the knots L_k are already distinguished by their tb . Thus when n is odd to get an infinite family of examples of distinct Legendrian knots with the same classical invariants one must alter the above construction. For details see [20].

For other examples of Legendrian knots in high dimensions and other constructions see [20, 22].

7. APPLICATIONS

There are numerous applications of Legendrian knot theory to topology and contact geometry. We describe a few of these applications below.

7.1. Legendrian surgery. Let (M, ξ) be a contact manifold and L a Legendrian knot in M . There is a standard neighborhood N of L with convex boundary. The dividing curves $\Gamma_{\partial N}$ consist of two parallel curves. We can choose a framing on N so that the dividing curves have slope ∞ and of course the meridian has slope 0. Let M' be the manifold obtained by gluing $S^1 \times D^2$ to $\overline{M \setminus N}$ by the map $A : \partial(S^1 \times D^2) \rightarrow \partial\overline{M \setminus N}$ given by

$$A = \begin{pmatrix} 1 & 1 \\ -1 & 0 \end{pmatrix}.$$

Here we are using the framing on ∂N and product structure on $\partial S^1 \times D^2$ to write the map as a matrix.

The manifold M' has a contact structure defined on the complement of $S^1 \times D^2$, but $\partial(S^1 \times D^2)$ has an induced convex characteristic foliation. Using the classification of tight contact structures on the solid torus there is a unique tight contact structure on $S^1 \times D^2$ inducing this characteristic foliation. Thus we can get a well defined contact structure ξ' on M' . We say the contact manifold (M', ξ') is obtained from (M, ξ) by *Legendrian surgery* on L . There is an obvious generalization to Legendrian surgery on a Legendrian link in (M, ξ) . The fundamental result concerning Legendrian surgery is

Theorem 7.1. *If (M, ξ) is a fillable contact structure then any contact manifold obtained by Legendrian surgery from (M, ξ) is also fillable.*

Recall that a fillable contact structure is tight [24]. Moreover, the standard contact structure on S^3 is fillable. Thus we can construct many tight contact structures on three manifolds by doing Legendrian surgery on links in S^3 .

Example 7.2 Legendrian surgery on a Legendrian unknot in S^3 with $tb = -k$ yields tight contact structures on the lens spaces $L(k + 1, 1)$.

To get other lens spaces $L(p, q)$ consider the continued fractions expansion of $-\frac{p}{q}$:

$$-\frac{p}{q} = r_0 - \frac{1}{r_1 - \dots - \frac{1}{r_n}}.$$

Then the lens space $L(p, q)$ as a surgery presentation as shown in Figure 55, [76]. It is easy to see

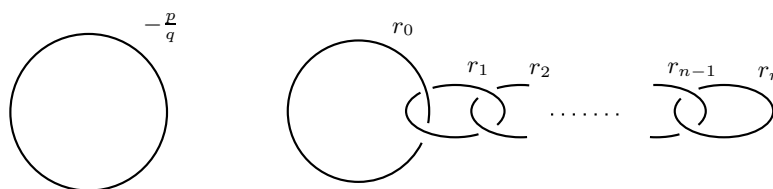


FIGURE 55. Two surgery presentation of the lens space $L(p, q)$.

that all the $r_i < -1$ thus we can realize the right hand side of Figure 55 by Legendrian unknots with $tb = r_i + 1$. Thus Legendrian surgery on this link will yield a tight contact structure on $L(p, q)$. It is interesting to note that all tight contact structures on $L(p, q)$ come from Legendrian surgery on a link in S^3 [52, 55].

For an extensive discussion of the use of Legendrian surgery to construct tight contact structures see [53]

One of the main questions in contact geometry is the following.

Question. *Does Legendrian surgery on a tight contact structure produce a tight contact structure?*

The answer is NO if the manifold is allowed to have boundary [57] (cf. [16]), but it is still possible that for closed contact three manifolds this answer is YES.

7.2. Invariants of contact structures. Now that we have seen how to construct contact structures using Legendrian knots we examine how to use Legendrian knots to distinguishing contact structures on three manifolds. For examples consider the contact structures

$$\xi_n = \ker(\sin(nz)dx + \cos(nz)dy),$$

on $T^3 = T^2 \times S^1$ where x, y are coordinates on T^2 , and z is the coordinate on S^1 . It is easy to see all these contact structures on T^3 are tight (when pulled back to the universal cover of T^3 the contact structures become the standard contact structure on \mathbb{R}^3 , [52, 55, 60]) and certainly look different. But how can they actually be distinguished? They are in the same homotopy class of plane field so there is no “algebraic” way to distinguish them. Consider $\gamma = \{(x, y, z) | x = y = 0\}$. This is a Legendrian knot in (T^3, ξ_n) and the twisting of the contact planes relative to the natural product framing \mathcal{F} is $tw(\gamma, \mathcal{F}) = -n$. The twisting with respect to \mathcal{F} we will denote $tb(\gamma)$, this is a slight abuse of notation but should not be confusing. It turns out that this is the maximal twisting for any Legendrian knot in this knot type.

Theorem 7.3. *Let \mathcal{K} be the topological knot type containing γ . Then for the contact structure ξ_n we have*

$$\overline{tb}(\mathcal{K}) = -n.$$

Thus all the contact structures ξ_n on T^3 are distinct.

Similar arguments have been used in distinguish some contact structures on other T^2 bundles over S^1 and on some S^1 bundles over surfaces [52, 55, 56]. This illustrates that Legendrian knots are a very subtle invariant of contact structures. In fact, it is possible that contact structures are completely determined by the Legendrian knots that exist within them.

7.3. Plane curves. Chekanov and Pushkar have recently solved Arnold’s famous “four vertex conjecture” [2] using invariants of Legendrian knots [13]. Arnold conjecture is about generic wave fronts. A *generic wave front* is a curve in \mathbb{R}^2 that is immersed at all but a finite number of points at which there is a semi cubic cusp. Thus a curve looks very much like the front projection of a Legendrian knot discussed in Section 2.3 except there might be vertical tangents. Consider the manifold $M = \mathbb{R}^2 \times S^1$ with the contact structure

$$\xi = \ker((\cos\theta)dx + (\sin\theta)dy),$$

where x, y are coordinates on \mathbb{R}^2 and $\theta(\text{mod } 2\pi)$ is the coordinate on S^1 . (If we think of M as the unit cotangent bundle of \mathbb{R}^2 then ξ is a natural contact structure induced from the standard complex structure on $T^*\mathbb{R}^2$.) Now if γ is a generic (oriented) wave front in \mathbb{R}^2 then we can lift γ to γ_l in M by sending $p \in \gamma$ to (p, θ) in M where θ is the $\frac{\pi}{2}$ plus the angle $T_p\gamma$ makes with the x -axis in \mathbb{R}^2 . Clearly γ_l is a Legendrian curve in M . In addition generic Legendrian curves in M will project to generic wave fronts in \mathbb{R}^2 . Thus we may clearly study wave fronts by studying their corresponding Legendrian lifts.

Suppose $\gamma_t, t \in [0, 1]$ is a family of generic (oriented) wave fronts in \mathbb{R}^2 with γ_0 and γ_1 oppositely oriented smooth circular wave fronts and for all t , γ_t having no self tangencies at which the orientations on the two intersecting strands agree. Such a family is usually called an “eversion of a smooth circular wave front with no dangerous self tangencies”. Note this last condition guarantees that the Legendrian lift of each γ_t is an embedded Legendrian knot in M . Thus such a family of wave fronts gives a Legendrian isotopy of the Legendrian lifts.

Conjecture 1 (Arnold’s Four Cusp Conjecture, [2]). *An eversion of a smooth circular wave front with no dangerous self tangencies must contain some curves with at least four cusps.*

In [2] Arnold verified this conjecture in certain cases. Using an invariant for Legendrian knots in M similar to the decomposition invariant described in Section 4.6, Chekanov and Pushkar have verified the conjecture in all cases [13].

7.4. **Knot concordance.** Using the inequality

$$\frac{1}{2}(tb(L) + |r(L)| + 1) \leq g_s(\mathcal{K})$$

for all $L \in \mathcal{L}(\mathcal{K})$ from Section 3.2 we can easily make many observations about (non) slice knots and, in particular, find many examples of elements of infinite order in the knot concordance group. We begin with the simple observation

Lemma 7.4. *If there is a Legendrian knot $L \in \mathcal{L}(\mathcal{K})$ with $tb(L) + |r(L)| + 1 \geq 0$ then \mathcal{K} is not smoothly slice. Moreover \mathcal{K} is of infinite order in the knot concordance group.*

The first observation follows directly from the above inequality. The second follows from the inequality and the fact that $tb(L + L') = tb(L) + tb(L') + 1$.

We now apply these ideas to study Whitehead doubles of knots. If the neighborhood N of a knot K is replaced by the solid torus $D^2 \times S^1$ shown in Figure 56, so that $\{pt\} \times S^1$, with $pt \in \partial D^2$, is

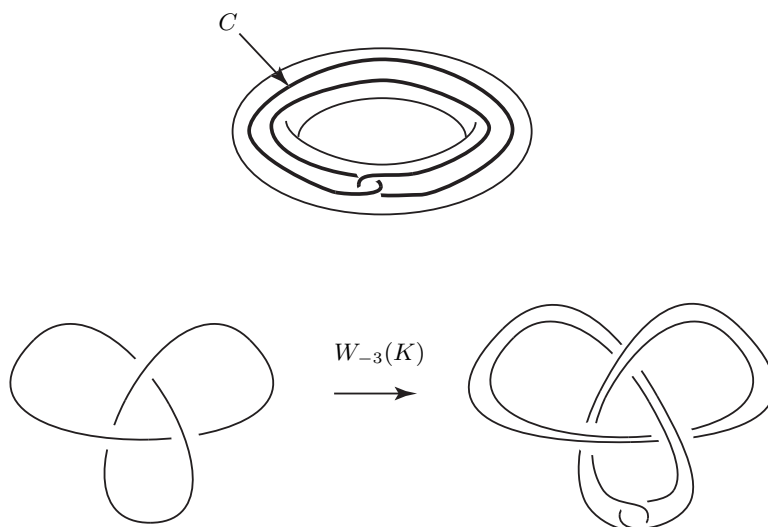


FIGURE 56. The solid torus used in the Whitehead double (top) and the -3 twisted double of the left handed trefoil knot.

identified with a longitude for K on ∂N then the image of C is called the 0-Whitehead double of a knot K and is denoted $W_0(K)$. The n -twisted Whitehead double $W_n(K)$ is obtained in an analogous way after putting n -full right handed twist in the solid torus $D^2 \times S^1$. One may compute that the Alexander polynomial of $W_n(K)$ is 0 for any known type. Freedman [43] has used this to show that the zero twisted Whitehead double of any knot is *topologically locally flatly slice*. There is a well known conjecture:

Conjecture 2. *A knot is smoothly slice if and only if its zero twisted Whitehead double is.*

In relation to this conjecture we can show the following theorem is true.

Theorem 7.5 (Rudolph 1995, [78]). *Given any knot type \mathcal{K} for which $\overline{tb}(\mathcal{K}) \geq 0$ then all iterated zero twisted Whitehead doubles of \mathcal{K} are not smoothly slice.*

To prove this theorem we consider the Legendrian version of the Whitehead double. Let L be a Legendrian knot in $(\mathbb{R}^3, \xi_{std})$ and L' a parallel copy pushed up (in the z -direction) slightly from L . The Legendrian Whitehead double $LW(L)$ of L is obtained by replacing a horizontal stand of L and L' by a clasp as shown in Figure 57. One may easily compute that as a topological knot $LW(L)$ is $W_{tb(L)}(L)$ and that

$$tb(LW(L)) = 1 \quad \text{and} \quad r(LW(L)) = 0.$$

Thus given \mathcal{K} let L be an Legendrian knot in $\mathcal{L}(\mathcal{K})$ realizing maximal tb . Forming $LW(L)$ we see that $W_{\overline{tb}(\mathcal{K})}(\mathcal{K})$ is of infinite order in the concordance group. By considering the Legendrian doubles of

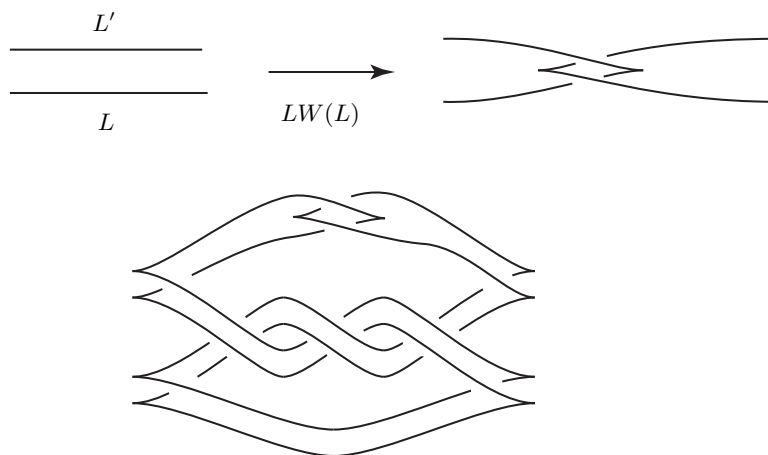


FIGURE 57. The change to $L \cup L'$ used to make $LW(L)$. Legendrian Whitehead double of the trefoil (bottom).

stabilizations of L we see that $W_n(\mathcal{K})$ is of infinite order for all $n \leq \overline{tb}(\mathcal{K})$. In particular if $\overline{tb}(\mathcal{K}) \geq 0$ then the zero twisted Whitehead double is not slice.

7.5. Invariants of classical knots. It is quite easy to construct invariants of topological knots out of Legendrian knot theory. For example the maximal Thurston–Bennequin invariant is a topological knot invariant

$$\overline{tb}(\mathcal{K}) = \max\{tb(L) \mid L \in \mathcal{L}(\mathcal{K})\}.$$

As we have seen in Section 3.2 this invariant is closely related to the slice genus of a knot. Moreover it is very sensitive to mirroring.

Example 7.6 Let \mathcal{K} be a (p, q) torus knot, with $p, q > 0$. Its mirror $\overline{\mathcal{K}}$ is a $(-p, q)$ torus knot. From Section 5.2 we know $\overline{tb}(\mathcal{K}) = pq - p - q$ and $\overline{tb}(\overline{\mathcal{K}}) = -pq$.

It also seems that \overline{tb} is sensitive to many topological operations on a knot, like mutation. This prospect seems very interesting but has not been pursued.

Analogous to the definition of finite type invariants of topological knots one can define finite type invariants of Legendrian knots.

Theorem 7.7 (Fuchs and Tabachnikov 1997, [46]). *Any finite type Legendrian knot invariant for Legendrian knots in $(\mathbb{R}^3, \xi_{std})$ with the same tb and r is also finite type invariant of the underlying framed topological knot type.*

Put another way, two distinct Legendrian knots with the same topological knot type, tb and r cannot be distinguished by a finite order invariant. This theorem has been generalized to other contact manifold, [84].

One might try to use this theorem to try to construct infinite order invariants of topological knots out of Legendrian knot theory. For example let $\mathcal{L}_m(\mathcal{K})$ be all the Legendrian knots with maximal tb and set $CH(\mathcal{K}) = \{CH_*(L) \mid L \in \mathcal{L}\}$. So $CH(\mathcal{K})$ is the set of all contact homologies for Legendrian knots in $\mathcal{L}(\mathcal{K})$ with maximal tb . Since $CH_*(L)$ is not a finite type invariant of L it would be surprising if $CH(\mathcal{K})$ is a finite type invariant of \mathcal{K} . More generally we ask the following question.

Question. *Can one extract non finite type invariants of topological knots \mathcal{K} out of the DGA associated to Legendrian knots in $\mathcal{L}(\mathcal{K})$?*

7.6. Contact homology and topological knot invariants. In this section we discuss invariants of topological knots in \mathbb{R}^3 that come from from high dimensional Legendrian knot theory. Specifically, to a topological knot in \mathbb{R}^3 we will construct a Legendrian torus in $\mathbb{R}^3 \times S^2$. The Legendrian isotopy class of this torus will be an invariant of the knot. Thus any invariant of the Legendrian torus will be an invariant of the topological knot.

Let $W = \{(x, v) \in T^*\mathbb{R}^3 \mid v \in T_x^*M \text{ and } |v| = 1\}$ be the unit cotangent bundle of \mathbb{R}^3 . It is easy to see there is a natural contact structure ξ on W . Specifically let x_i be coordinates on \mathbb{R}^3 and y_i be coordinates on the fibers of $T^*\mathbb{R}^3$. The restriction of $\lambda = \sum y_i dx_i$ to W is a contact form on W . Let $\xi = \ker \alpha$.

Given a topological knot K in \mathbb{R}^3 let $T_K = \{(x, v) \in W \mid v(T_x K) = 0\}$ be the unit conormal bundle. One may easily check that T_K is a Legendrian torus in W and that a topological isotopy of K will produce a Legendrian isotopy of the associated torus. Thus T_K is an invariant of K .

As discussed above there is no ‘‘classical invariants’’ of T_K , but one can use the contact homology of T_K to come up with an invariant of K . It is actually somewhat difficult to compute the contact homology (not to mention contact homology has not been shown to be well defined in this case yet), but following this idea Ng [70] has combinatorially defined the invariants of topological knots and braids. Moreover, in [70] it is shown that these contact homology invariants can distinguish knots with the same Alexander polynomial and signature. In [71] a topological interpretation is given to a small piece of the contact homology invariant. Here we describe some of the geometric idea behind the braid invariants and refer the reader to [70, 71] for details on knot invariant and the combinatorial proofs of invariance.

Let U be the unknot in \mathbb{R}^3 represented as a 1-braid. So T_U is a Legendrian torus in W . A Legendrian submanifold always has a neighborhood contactomorphic to the 1-jet space of the submanifold [49, 64]. That is, given a manifold M its one jet space is $J^1(M) = T^*M \times \mathbb{R}$ with the contact form $\alpha = dz + \lambda$ (here z is the coordinate in the \mathbb{R} direction and λ is the tautological 1-form on T^*M). It is easy to see that the zero section Z in $J^1(M)$ is a Legendrian submanifold. Thus the Legendrian torus T_U has a neighborhood contactomorphic to $J^1(T^2)$.

Any braid B in \mathbb{R}^3 can be isotoped into an arbitrarily small neighborhood of the unknot U . Moreover, any isotopy of the braid can be done in this small neighborhood. Thus the Legendrian manifold T_B in W can be thought to sit inside $J^1(T^2)$ and the Legendrian isotopy class of T_B as a subset of $J^1(T^2)$ depends only on the isotopy class of B as a braid.

There is a projection $\pi : J^1(T^2) \rightarrow T^*T^2$ that has properties identical to the Lagrangian projection discussed in Sections 6.1. Thus $\pi(T_B)$ is a Lagrangian submanifold of T^*T^2 and generically has a finite number of transverse double points. We can now define the contact homology of T_B as in Section 6.2. It is the contact homology of T_B that is the invariant of B .

We now describe (at least heuristically) how to compute $CH_*(T_B)$. The 1-jet space also has a ‘‘front projection’’ $\Pi : J^1(T^2) \rightarrow T^2 \times \mathbb{R}$. This front projection has all the properties described in Section 6.1 for the standard front projection. If B is an n -braid we can find n functions $f_i : [0, 1] \rightarrow \mathbb{R}^2$ that parameterize B in the sense that their graphs in $[0, 1] \times \mathbb{R}^2 / (0, x) \sim (1, x)$ give B . With such a representation of B we can express $\Pi(T_B)$ as the union of the graphs of the functions $F_i(t, \theta) = f_i(t) \cdot (\cos 2\pi\theta, \sin 2\pi\theta) : [0, 1]^2 \rightarrow \mathbb{R}^2$, where $[0, 1]^2$ glued to form T^2 . As described in Section 6.3 the double point the the Lagrangian projection of T_B correspond to the critical points of $F_i - F_j$, and these correspond to the critical points of $|f_i - f_j|$. The function $|f_i - f_j|$ must have a maximum and a minimum, we label these b_{ij}, a_{ij} , respectively. Though there may be other critical points for $|f_i - f_j|$ we can eliminate them up to stable tame isomorphism. There are no cusps in the front projection of T_B so the grading on the double points is one less than the Morse index of $F_i - F_j$, thus $|a_{ij}| = 0$ and $|b_{ij}| = 1$.

We now describe the differential. Clearly we have

$$\partial a_{ij} = 0.$$

The differential on the b_{ij} ’s is somewhat more complicated.

$$(31) \quad \partial b_{ij} = a_{ij} - \phi_B(a_{ij}).$$

Where ϕ_B is defined as follows: let for a generator σ_k of the braid group we define

$$(32) \quad \phi_{\sigma_k} : \begin{cases} a_{ki} \mapsto -a_{k+1,i} - a_{k+1,k}a_{ki} & i \neq k, k+1 \\ a_{ik} \mapsto -a_{i,k+1} - a_{ik}a_{k,k+1} & i \neq k, k+1 \\ a_{k+1,i} \mapsto a_{ki} & i \neq k, k+1 \\ a_{i,k+1} \mapsto a_{ik} & i \neq k, k+q \\ a_{k,k+1} \mapsto a_{k+1,k} \\ a_{k+1,k} \mapsto a_{k,k+1} \\ a_{ij} \mapsto a_{ij} & i, j \neq k, k+1. \end{cases}$$

If $B = \sigma_{i_1} \dots \sigma_{i_l}$ then define $\phi_B = \phi_{\sigma_{i_l}} \circ \dots \circ \phi_{\sigma_{i_1}}$. This differential ∂ is computed by looking for holomorphic disks in $T^*(T^2)$ with boundary on the projection of T_B . This is done by considering “gradient flow trees” for all the functions $F_i - F_j$. See [70]. In addition, see [70], for a description of the knot invariant.

REFERENCES

- [1] B. Aebischer, et. al., *Symplectic Geometry*, Progress in Math. **124**, Birkhäuser, Basel, Boston and Berlin, 1994.
- [2] V.I. Arnold, *Sur les propriétés topologiques des projections Lagrangiennes eu géométrie symplectique des caustiques*, Preprint no. 9320 CEREMADE, Université Paris-Dauphine, 1993.
- [3] V.I. Arnold, *Mathematical Methods of Classical Mechanics*, GTM **60**, Springer-Verlag New York, Berlin, Heidelberg, 1978.
- [4] V. Arnold and A. Givental, *Symplectic Geometry*, in Dynamical Systems IV edited by Arnold and Novikov, Springer-Verlag 1990.
- [5] D. Bennequin, *Entrelacements et équations de Pfaff*, Astérisque **107–108** (1983), 87–161.
- [6] J. Birman, *Braids, Links, and Mapping Class Groups*, Annals of Math. Studies **82**, Princeton University Press, Princeton 1975.
- [7] J. Birman, W. Menasco, *Stabilization in the braid group II: Transversal simplicity of knots*, (www.arxiv.org/abs/math.GT/0310280).
- [8] J. Birman, W. Menasco, *Studying links via closed braids. III. Classifying links which are closed 3-braids*, Pacific J. Math. **161** (1993), no. 1, 25–113.
- [9] J. Birman, W. Menasco, *Studying links via closed braids. V. The unlink*, Trans. Amer. Math. Soc. **329** (1992), no. 2, 585–606.
- [10] J. Birman, N. Wrinkle, *On transversally simple knots*, J. Differential Geom. **55** (2000), no. 2, 325–354.
- [11] Yu. Chekanov, *Differential algebra of Legendrian links*, Invent. Math. **150** (2002), no. 3, 441–483.
- [12] Yu. Chekanov, *New invariants of Legendrian knots*, European Congress of Mathematics, Vol. II (Barcelona, 2000), 525–534.
- [13] Y. Chekanov and P. Pushkar, *Arnold’s four cusp conjecture and invariants of Legendrian knots*, in preparation.
- [14] S. Chmutov, V. Goryunov, *Polynomial invariants of Legendrian links and their fronts*, KNOTS ’96 (Tokyo), 239–256, World Sci. Publishing, River Edge, NJ, 1997.
- [15] V. Colin, *Chirurgies d’indice un et isotopies de sphères dans les variétés de contact tendues*, C. R. Acad. Sci. Paris Sér. I Math. **324** (1997), 659–663.
- [16] V. Colin, *Chirurgies de Dehn admissibles dans les variétés de contact tendues*, Ann. Inst. Fourier (Grenoble) **51** (2001), 1419–1435.
- [17] L. Conlon, *Differentiable Manifolds a first course*, Birkhäuser, Boston, Basel, Berlin, 1993.
- [18] K. Dymara, *Legendrian knots in overtwisted contact structures*, (www.arxiv.org/abs/math.GT/0410122).
- [19] K. Dymara, *Legendrian knots in overtwisted contact structures on S^3* , Ann. Global Anal. Geom. **19** (2001), no. 3, 293–305.
- [20] T. Ekholm, J. Etnyre and M. Sullivan, *Non-isotopic Legendrian Submanifolds in \mathbb{R}^{2n+1}* , (www.arxiv.org/abs/math.SG/0210124).
- [21] T. Ekholm, J. Etnyre and M. Sullivan, *The Contact Homology of Legendrian Submanifolds in \mathbb{R}^{2n+1}* , preprint 2003.
- [22] T. Ekholm, J. Etnyre and M. Sullivan, *Orientations in Legendrian Contact Homology and Exact Lagrangian Immersions*, (www.arxiv.org/abs/math.SG/0408411).
- [23] Y. Eliashberg, *Classification of overtwisted contact structures on 3-manifolds*, Invent. Math. **98** (1989), 623–637.
- [24] Y. Eliashberg, *Filling by holomorphic discs and its applications*, Geometry of Low-Dimensional Manifolds, Vol. II (Donaldson and Thomas eds.), 45–67, London Math. Soc. Lecture Note Ser., 151, Cambridge, 1990.
- [25] Y. Eliashberg, *Contact 3-manifolds twenty years since J. Martinet’s work*, Ann. Inst. Fourier **42** (1992), 165–192.

- [26] Y. Eliashberg, *Legendrian and transversal knots in tight contact 3-manifolds*, Topological Methods in Modern Mathematics (1993), 171–193, Publish or Perish, Houston, TX, 1993.
- [27] Y. Eliashberg, *Invariants in contact topology*, Proceedings of the International Congress of Mathematicians, Vol. II (Berlin, 1998). Doc. Math. 1998, Extra Vol. II, 327–338.
- [28] Y. Eliashberg and M. Fraser, *Classification of topologically trivial Legendrian knots*, in *Geometry, topology, and dynamics* (Montreal, PQ, 1995), 17–51, CRM Proc. Lecture Notes, 15, Amer. Math. Soc., Providence, RI, 1998.
- [29] Y. Eliashberg, A. Givental, and H. Hofer, *Introduction to symplectic field theory*, GAFA 2000 (Tel Aviv, 1999). Geom. Funct. Anal. 2000, Special Volume, Part II, 560–673.
- [30] J. Epstein, D. Fuchs, and M. Meyer, *Chekanov-Eliashberg invariants and transverse approximations of Legendrian knots*, Pacific J. Math. **201** (2001), no. 1, 89–106.
- [31] J. Etnyre, *Transversal torus knots*, Geom. Topol. **3** (1999), 253–268.
- [32] J. Etnyre, *Tight Contact Structures on Lens Spaces*, Commun. in Contemp. Math. **2** No. 4 (2000), 559–577.
- [33] J. Etnyre, *Introductory Lectures on Contact Geometry*, Topology and geometry of manifolds (Athens, GA, 2001), 81–107, Proc. Sympos. Pure Math., 71, Amer. Math. Soc., Providence, RI, 2003.
- [34] J. Etnyre and K. Honda, *Legendrian Cables and Transverse Simplicity*, preprint 2003 (www.arxiv.org/abs/math.SG/0306330).
- [35] J. Etnyre and K. Honda, *On connected sums and Legendrian knots*, Adv. Math. **179** (2003), no. 1, 59–74.
- [36] J. Etnyre and K. Honda, *On the nonexistence of tight contact structures*, Annals of Math. **153** (2001), 749–766.
- [37] J. Etnyre and K. Honda, *Knots and contact geometry I: torus knots and the figure eight*, Journal of Symp. Geom. **1** (2001) no. 1, 63–120.
- [38] J. Etnyre and L. Ng *Problems in Low Dimensional Contact Topology*, Topology and geometry of manifolds (Athens, GA, 2001), 337–357, Proc. Sympos. Pure Math., 71, Amer. Math. Soc., Providence, RI, 2003.
- [39] J. Etnyre, L. Ng and J. Sabloff, *Invariants of Legendrian Knots and Coherent Orientations*, J. Symplectic Geom. **1** (2002), no. 2, 321–367.
- [40] E. Ferrand, *On Legendrian knots and polynomial invariants*, Proc. Amer. Math. Soc. **130** (2002), no. 4, 1169–1176.
- [41] J. Franks, R. Williams, *Braids and the Jones polynomial*, Trans. Amer. Math. Soc. **303** (1987), no. 1, 97–108.
- [42] M. Fraser, *Example of nonisotopic Legendrian curves not distinguished by the invariants tb and r* , Internat. Math. Res. Notices **19** (1996), 923–928
- [43] M. Freedman, *The topology of four-dimensional manifolds*, J. Differential Geom. **17** (1982), 357–453.
- [44] D. Fuchs, *Chekanov-Eliashberg Invariants of Legendrian Knots: Existence of Augmentations*, J. Geom. Phys. **47** (2003), no. 1, 43–65.
- [45] D. Fuchs and T. Ishkhanov, *Invariants of Legendrian knots and decompositions of front diagrams*, Moscow Math. J. (2004), To appear.
- [46] D. Fuchs and S. Tabachnikov, *Invariants of Legendrian and transverse knots in the standard contact space*, Topology **36** (1997) no. 5, 1025–1053.
- [47] D. Gay, *Symplectic 2-Handles and Transverse Links*, Trans. Amer. Math. Soc. **354** (2002), no. 3, 1027–1047.
- [48] H. Geiges, *A brief history of contact geometry and topology*, Expo. Math. **19** (2001), no. 1, 25–53.
- [49] H. Geiges, *Contact Geometry*, to appear in *Handbook of Differential Geometry, vol 2*
- [50] E. Giroux, *Convexit  en topologie de contact*, Comment. Math. Helv. **66** (1991), no. 4, 637–677.
- [51] E. Giroux, *Topologie de contact en dimension 3 (autour des travaux de Yakov Eliashberg)*, S minaire Bourbaki, Ast risque **216** (1993), Exp. No. 760, 3, 7–33.
- [52] E. Giroux, *Structures de contact en dimension trois et bifurcations des feuilletages de surfaces*, Invent. Math. **141** (2000), 615–689.
- [53] R. Gompf, *Handlebody construction of Stein surfaces*, Annals of Math. **148** (1998), 619–693.
- [54] M. Gromov, *Pseudoholomorphic curves in symplectic manifolds*, Invent. Math. **82** (1985), 307–347.
- [55] K. Honda, *On the classification of tight contact structures I*, Geom. Topol. **4** (2000), 309–368.
- [56] K. Honda, *On the classification of tight contact structures II*, J. Differential Geom. **55** (2000), no. 1, 83–143.
- [57] K. Honda, *Gluing tight contact structures*, Duke Math. J., **115** (2002), no. 3, 435–478.
- [58] T. K lm n, *One parameter families of Legendrian torus knots*, (www.arxiv.org/abs/math.GT/0409005).
- [59] T. K lm n, *Contact homology and one parameter families of Legendrian knots*, (www.arxiv.org/abs/math.GT/0407347).
Title: Contact homology and one parameter families of Legendrian knots
- [60] Y. Kanda, *The classification of tight contact structures on the 3-torus*, Comm. in Anal. and Geom. **5** (1997) 413–438.
- [61] P. Kronheimer and T. Mrowka, *Monopoles and contact structures*, Invent. Math. **130** (1997), 209–255.
- [62] P. Lisca and G. Mati , *Tight contact structures and Seiberg-Witten invariants*, Invent. Math. **129** (1997), no. 3, 509–525.
- [63] P. Lisca and G. Mati , *Stein 4-manifolds with boundary and contact structures*, Symplectic, contact and low-dimensional topology (Athens, GA, 1996). Topology Appl. **88** (1998), no. 1-2, 55–66.
- [64] D. McDuff and D. Salamon, *Introduction to Symplectic Topology*, Oxford University Press, 1995.
- [65] W. Menasco, *On iterated torus knots and transversal knots*, Geom. Topol. **5** (2001), 651–682.
- [66] W. Menasco, *Erratum to: On iterated torus knots and transversal knots*, in preparation.

- [67] K. Michatchev, *Invariants of Legendrian and Transversal Links*, Stanford PhD Thesis 2001.
- [68] K. Mohnke, *Legendrian links of topological unknots*, Contemp. Math., 279, Amer. Math. Soc., Providence, RI, 2001, 209–211.
- [69] H. Morton, *Seifert circles and knot polynomials*, Math. Proc. Cambridge Philos. Soc. **99** (1986), no. 1, 107–109.
- [70] L. Ng, *Knot and braid invariants from contact homology*, (www.arxiv.org/abs/math.GT/0302099).
- [71] L. Ng, *Knot and braid invariants from contact homology II*, (www.arxiv.org/abs/math.GT/0303343).
- [72] L. Ng, *Framed knot contact homology*, (www.arxiv.org/abs/math.GT/0407071).
- [73] L. Ng, *Computable Legendrian invariants*, Topology **42** (2003), no. 1, 55–82.
- [74] L. Ng, *Maximal Thurston-Bennequin number of two-bridge links*. Algebr. Geom. Topol. **1** (2001), 427–434.
- [75] S. Orevkov and V. Shevchishin, *Markov Theorem for Transverse Links*, J. Knot Theory Ramifications **12** (2003), no. 7, 905–913.
- [76] D. Rolfsen, *Knots and Links*, Mathematics Lecture Series **7** (1976), Publish or Perish Inc.
- [77] L. Rudolph, *A congruence between link polynomials*, Math. Proc. Cambridge Philos. Soc. **107** (1990), no. 2, 319–327.
- [78] L. Rudolph, *An obstruction to sliceness via contact geometry and “classical” gauge theory*, Invent. Math. **119** (1995), 155–163.
- [79] J. Sabloff, *Augmentations and Rulings of Legendrian Knots*, (www.arxiv.org/abs/math.SG/0409032).
- [80] J. Sabloff, *Invariants of Legendrian Knots in Circle Bundles*, Commun. Contemp. Math. **5** (2003), no. 4, 569–627.
- [81] J. Swiatkowski, *On the isotopy of Legendrian knots*, Ann. Glob. Anal. Geom. **10** (1992), 195–207.
- [82] S. Tabachnikov, *An invariant of a submanifold that is transversal to a distribution*, (Russian) Uspekhi Mat. Nauk **43** (1988), no. 3(261), 193–194 translation in Russian Math. Surveys **43** (1988), no. 3, 225–226.
- [83] S. Tabachnikov, *Estimates for the Bennequin number of Legendrian links from state models for knot polynomials*, Math. Res. Lett. **4** (1997), no. 1, 143–156.
- [84] V. Tchernov, *Vassiliev invariants of Legendrian, transverse, and framed knots in contact three-manifolds*, Topology **42** (2003), no. 1, 1–33.
- [85] N. Wrinkle, *The Markov Theorem for transverse knots*, (www.arxiv.org/abs/math.GT/0202055).

UNIVERSITY OF PENNSYLVANIA, PHILADELPHIA, PA 19104

E-mail address: etnyre@math.upenn.edu

URL: <http://www.math.upenn.edu/~etnyre>