

BELYI-EXTENDING MAPS AND THE GALOIS ACTION ON $b_1(\mathbb{P}_C^1 \setminus f; 1; 1; g)$

MELANIE WOOD

Abstract. We study the action of the absolute Galois group $\text{Gal}(\overline{\mathbb{Q}}/\mathbb{Q})$ on the algebraic fundamental group of $\mathbb{P}_C^1 \setminus f; 1; 1; g$. We define a class of functions called Belyi-extending maps, and using them we are able to (1) give new Galois invariants of Grothendieck's dessins d'enfants and (2) give explicit relations on the f in terms of which the Galois action on $b_1(\mathbb{P}_C^1 \setminus f; 1; 1; g)$ is known.

1. Introduction

In this paper we work in the direction of a program to understand $G_{\mathbb{Q}} = \text{Gal}(\overline{\mathbb{Q}}/\mathbb{Q})$, the absolute Galois group, originally sketched by Grothendieck in his ambitious research outline [4]. One part of the program involves understanding $G_{\mathbb{Q}}$ by studying its action on certain combinatorial structures, structures so simple at first glance that Grothendieck called them dessins d'enfants (children's drawings). We construct new invariants of the action of $G_{\mathbb{Q}}$ on dessins d'enfants. In fact, we give an example of how an invariant produced from our method distinguishes between two dessin orbits on which the previously known invariants all agree. We then find related conditions satisfied by the action of $G_{\mathbb{Q}}$ on the algebraic fundamental group $b_1(\mathbb{P}_C^1 \setminus f; 1; 1; g; 01)$.

Our basic tools are Belyi-extending maps $\beta: \mathbb{P}^1 \dashrightarrow \mathbb{P}^1$ that are defined over \mathbb{Q} , ramified only over $f; 1; 1; g$, and send $f; 1; 1; g$ into $f; 1; 1; g$. These maps have the property that when $(X; p)$ is a Belyi pair, $(X; \beta \circ p)$ is also a Belyi pair. It follows that each of these β acts on the set of dessins. Moreover, the action of a Belyi-extending map on dessins commutes with the $G_{\mathbb{Q}}$ action on dessins. This implies that two dessins \mathcal{D}_1 and \mathcal{D}_2 are in the same Galois orbit when $\beta(\mathcal{D}_1)$ and $\beta(\mathcal{D}_2)$ are. Thus if I is a $G_{\mathbb{Q}}$ -invariant of dessins (e.g. the monodromy group, the rational Nielsen class), so is $I \circ \beta$. Building $\beta(\mathcal{D})$ from

Date: November 12, 2018.

2000 Mathematics Subject Classification. Primary: 14G32; Secondary: 14H30, 14G25, 11G99.

This work was supported in part through VIGRE grant DMS-9983320 to Duke University.

turns out to be quite straightforward. In Section 3.2 we give a simple, concrete way to construct (γ) geometrically from σ and τ . Then in Section 3.3, we see how, given σ , we can easily write down a formula that will produce (γ) from σ for any τ (when the dessins are given as pairs of permutations).

The fact that σ and $\tau \in G_0$ commute on dessins comes from a deeper commutation relation on algebraic fundamental groups. This relation gives us information about the G_0 action on $b_1(\mathbb{P}_C^1 \setminus \{0, 1, 1-g; 0, 1\})$. We show for a general g how a certain implication of this commutation can be written down as a relation on f , the crucial unknown in the G_0 action on $b_1(\mathbb{P}_C^1 \setminus \{0, 1, 1-g; 0, 1\})$. We give examples that illustrate how simple it is to apply our general relation for a specific g . For example, when $\tau(t) = 4t(1-t)$ we get the condition that

$$yf(x; yxy)f^{-1}yf \text{ is a power of } x \text{ in } \mathbb{P}_2 = \mathbb{F}_2[y^2]_{\mathbb{P}_2}.$$

Our relations on f define subgroups of $\mathcal{G}T$, the Grothendieck–Teichmüller group, that contain G_0 . Then, letting $\mathcal{G}T$ be the subgroup of elements of $\mathcal{G}T$ that satisfy all of our new relations, we have the injections

$$G_0 \hookrightarrow \mathcal{G}T \hookrightarrow \mathcal{G}T:$$

Whether the second map is surjective is unknown (as is whether the first map is surjective). However, the relations that define $\mathcal{G}T$ are at least not easily deduced from the known relations on $\mathcal{G}T$.

2. Brief Review of Background and Definitions

2.1. Belyi's Theorem and Dessins d'Enfants. We start with the following remarkable theorem.

Theorem 1 (Belyi's Theorem, [1]). A compact Riemann surface C is the analytic space associated to an algebraic curve defined over \mathbb{Q} if and only if there exists a holomorphic map p_C from C to \mathbb{P}_C^1 with ramification only over three points.

Such a map p_C is called a Belyi map and $(C; p_C)$ is called a Belyi pair. We usually (and in this paper) assume without loss of generality that the three points are $\{0, 1, 1-g\}$. Two Belyi pairs $(C; p_C)$ and $(C'; p_{C'})$ are isomorphic if there is a Riemann surface isomorphism $f: C \rightarrow C'$ such that $p_{C'} \circ f = p_C$. Grothendieck found Belyi's Theorem both "deep and disconcerting" as it showed a "profound identity between the combinatorics of finite maps on the one hand, and the geometry of algebraic curves defined over number fields on the other" [4]. He defined

dessins d'enfants to capture the combinatorial side of this identity, and we will define them here and see how this identity unfolds.

Definition. A dessin d'enfants (or a dessin) is a connected graph with a fixed bipartite structure (vertices labelled 0 or 1 so that each edge has a vertex labelled 0 and a vertex labelled 1) and with fixed cyclic orderings of the edges at each vertex.

Given a Belyi pair, we can define a dessin on the Riemann surface C as the inverse image via p_C of the real interval $[0, 1]$. The natural orientation of C determines a cyclic ordering on the edges incident to each vertex. The dessin divides C into faces that correspond to pre-images of 1. There is a one-to-one correspondence between dessins and Belyi pairs up to isomorphism. A dessin has well-defined faces because of the cyclic orderings at each vertex, and we can glue in these faces to give the Belyi pair, which is unique up to isomorphism by the Riemann Existence Theorem. For a dessin \mathcal{D} , let the Riemann surface of the associated Belyi pair be called $X_{\mathcal{D}}$.

Notation and Conventions. Throughout this paper, P^1 denotes \mathbb{P}_C^1 and U denotes $\mathbb{P}_C^1 \setminus \{0, 1, \infty\}$. We compose paths in fundamental groups so that $\gamma_2 \gamma_1$ is the path that follows γ_1 and then γ_2 . Through Section 3, we will let the open real edge $\overline{01}$ be the base-point of the fundamental group of U . To generate $\pi_1(U; \overline{01})$, we choose x , a counter-clockwise loop around 0, and y , a counter-clockwise loop around 1. We let F_2 be the free group on x and y , which gives us an isomorphism $\pi_1(U; \overline{01}) \cong F_2$. In $\pi_1(U; \overline{01})$ and F_2 , we let z be the element such that $xyz = 1$. In $\pi_1(U; \overline{01})$, z is a loop that encircles 1 once.

This notation allows us to describe several other sets that also correspond to dessins and Belyi pairs. The following sets are all in one-to-one correspondence:

- (1) isomorphism classes of Belyi pairs with Belyi map of degree d ,
- (2) isomorphism classes of dessins d'enfants with d edges,
- (3) isomorphism classes of degree d connected covering spaces of U ,
- (4) conjugacy classes of index d subgroups of $\pi_1(U; \overline{01})$,
- (5) conjugacy classes of homomorphisms of F_2 onto a transitive subgroup of the symmetric group S_d ,
- (6) conjugacy classes of ordered pairs of permutations that generate a transitive subgroup of S_d .

We have seen the correspondence between (1) and (2), and the correspondence between (5) and (6) is clear. The correspondence between

(3) and (4) follows from the standard theory of covering spaces. To see that (1) and (3) correspond, we consider a Belyi pair $p_c : C \rightarrow \mathbb{P}^1$. We can remove $f_0; 1; 1$ g from \mathbb{P}^1 and $p_c^{-1}(f_0; 1; 1$ g) from C to get a covering space $p_c : C \rightarrow p_c^{-1}(f_0; 1; 1$ g) $\cong U$, and we can recover the Belyi pair by compactification of the covering space and U . To see that (2) and (6) correspond, we note from an ordered pair of permutations in S_d we can make a dessin with edges $f_1; 2; \dots; d$ g by taking the cycles of the first permutation to be the cyclic edge orderings around the vertices labelled 0 and the cycles of the second permutation to be the cyclic edge orderings around the vertices labelled 1. This determines a graph with fixed bipartite structure and cyclic edge orderings, and the permutations generate a transitive group exactly when the graph is connected, i.e. a dessin. Often when we refer to a dessin, we implicitly also refer to the corresponding Belyi pair, covering space, class of subgroups, homomorphism of F_2 , and permutation pair.

2.2. Action of G_Q . Dessins d'enfants are particularly interesting because the absolute Galois group acts on them. Since G_Q acts on elements of Q , it acts on the coefficients of polynomials over Q , and thus on smooth, algebraic curves defined over Q with maps to \mathbb{P}^1 ramified only over $f_0; 1; 1$ g. This action is well-defined on dessins. Moreover, Grothendieck [4] noted that this action is faithful. It has been since shown by Mazur [8] and Lenstra [10] that G_Q acts faithfully on smaller sets of dessins such as the dessins corresponding to Riemann surfaces of genus 1 and dessin trees, dessins whose underlying graph structure is that of a tree. Thus, in theory we could understand G_Q by understanding how it acts on dessins, or even dessin trees. Understanding the G_Q action on dessins is one step towards understanding G_Q .

2.3. G_Q -invariants of Dessins. The next question is how we should study this action, and one plan is to look at the orbits of the action. A goal of current research is to find invariants of the G_Q action on dessins. In this paper, we refer to functions on dessins that are constant on G_Q -orbits as G_Q -invariants, invariants of the G_Q action, or sometimes simply as invariants of the dessins. The theoretical ideal would be to find a "complete" list of invariants, in the sense that any two distinct G_Q -orbits could be distinguished by some known invariant. The search is in particular for invariants that are easily computed from the combinatorial structure of the dessin, and here we will describe the well-known G_Q -invariants that meet this criteria.

The valency list of a dessin is an ordered triple of the sets of valencies of the vertices labelled 0; 1; and 1; respectively. (The 1 valencies are

just half the number of edges of each face.) The valency list of a dessin is a good first invariant. From it coarser invariants such as the degree of the Belyi map and the genus of the Riemann surface in the Belyi pair can be computed. The automorphism group of a dessin is isomorphic to the automorphism group of the corresponding Belyi pair, and is a G_Q -invariant. The automorphisms of the Belyi pair are defined over \mathbb{Q} and thus are acted on by G_Q in a way that is compatible with the G_Q action on Belyi pairs.

2.3.1. The Monodromy Group. We can understand the correspondence between dessins and permutation pairs further by considering covering spaces. A connected covering space $h: Z \rightarrow U$ of degree d , corresponding to a dessin \mathcal{D} , determines a transitive homomorphism

$$\rho: F_2 \rightarrow S_d$$

up to conjugation in S_d . This homomorphism is given by the left action of $\pi_1(U; \overline{01})$ on the d -element set $h^{-1}(\overline{01})$. This action is called the monodromy action and defined as follows. Let $e \in h^{-1}(\overline{01})$ and let $\gamma \in \pi_1(U; \overline{01})$. Then if $\tilde{\gamma}$ is the lift of γ to Z with $\tilde{\gamma}(0)$ on the edge e , we define $\gamma \cdot e$ to act on e on the left by taking it to the element of $h^{-1}(\overline{01})$ that contains $\tilde{\gamma}(1)$. Intuitively, we start at e and then follow the lift of the path γ to get e . It is clear that the action of x and y on $h^{-1}(\overline{01})$, the edges of \mathcal{D} , are the permutations that correspond to the cyclic edge orderings at 0 and 1 respectively.

If \mathcal{D} is a dessin corresponding to the subgroup H of F_2 ; then the monodromy group of \mathcal{D} ; $M(\mathcal{D})$; is the image of ρ . Equivalently,

$$M(\mathcal{D}) = F_2 \bigg/ \bigg\langle \bigcup_{g \in F_2} gHg^{-1} \bigg\rangle$$

The monodromy group is also a G_Q -invariant of dessins and is easily computed since it is generated by the permutations corresponding to the cyclic edge orderings at 0 and 1:

2.3.2. The Rational Nielsen Class. The Nielsen class $n(\mathcal{D})$ of a dessin is the data

$$(M(\mathcal{D}); (x); (y); (z)):$$

The Nielsen class is defined up to abstract isomorphism of pairs $(G; a; b; c)$ for a group G and elements a, b , and c that generate G and satisfy $abc = 1$. Denote the conjugacy class of s by $[s]$ and let \mathcal{B} be the invertible elements in the profinite completion of \mathbb{Z} . The rational Nielsen class of a dessin is

$$N(\mathcal{D}) = \{ (M(\mathcal{D}); [x]; [y]; [z]) \mid \exists j \in \mathcal{B} \text{ s.t. } j \cdot 2 \equiv 1 \pmod{g} \}$$

The rational Nielsen classes are also defined up to abstract isomorphism (isomorphisms need not preserve which tuple corresponds to which β). The rational Nielsen class is another G_Q -invariant.

3. Invariants from Belyi-extending Maps

3.1. New Invariants. To find new invariants we consider a special sort of map suggested in [3].

Definition. A map $f: P^1 \rightarrow P^1$ is called Belyi-extending if f is a Belyi map defined over \mathbb{Q} ; and $(f_0; 1; 1) \sim (f_0; 1; 1) \circ g$:

Note that if h is a Belyi map and f is Belyi-extending, then $h \circ f$ is also a Belyi map. If f is a Belyi-extending map and β is a dessin corresponding to the Belyi pair $(X; p_X)$, define $f(\beta)$ to be the dessin corresponding to $(X; p_X \circ f)$.

Proposition 2. Let $(X; p_X)$ be a Belyi pair corresponding to a dessin β and f be a Belyi-extending map. If I is a G_Q -invariant of dessins, so is $I \circ f$.

Proof. Note that for $f \in G_Q$, $f(\beta) = \beta$, and thus $(f(X; p_X)) = (X; p_X)$. Thus, $f(\beta) = \beta$; and so for an invariant I , $I(f(\beta)) = I(\beta) = I(f(\beta)) = I(\beta)$; which proves the proposition.

Since the monodromy group is a useful and easily computable invariant, we use it to define a whole new class of invariants.

Definition. If f is a Belyi-extending map and β is a dessin, then we define the G_Q -invariant $M_f(\beta)$ to be $M(\beta)$, the monodromy group of β .

Note that $M_f = M_{id} = M_t$. Also the invariant $M_{4t(1-t)}$ is defined as the cartographic group in [7]. Along with these M_f ; we could consider the automorphism groups, rational Nielsen classes, and other invariants of β as new invariants for f : In this paper we will further investigate the M_f :

3.1.1. Two New Cartographic Groups. Consider the map $f(t) = 4t(1-t)$; M_f is the cartographic group. It turns out that $f_1 = f$ ($1=t$) and $f_2 = f \circ f$ ($t=(t-1)$) lead to new Galois invariants we call the $\overline{11}$ -cartographic group, M_{f_1} , and the $\overline{01}$ -cartographic group, M_{f_2} . These invariants distinguish orbits indistinguished by the monodromy group, rational Nielsen class, automorphism group, and traditional cartographic group invariants. While given the symmetry of the situation, these are natural group invariants to define after defining the

cartographic group, they have not previously been mentioned in the literature to the author's knowledge.

3.2. Geometric Construction of π_1 from Γ . We have some examples of easily computable G_0 -invariants of dessins and to extend these to useful invariants via Belyi-extending maps, we will show how to effectively construct π_1 from Γ . For a dessin drawn as a graph with cyclic edge orderings, we describe how to construct π_1 in a geometric fashion. We will then see that the geometric construction can be translated into a combinatorial method.

For a dessin Γ , we can form an associated tripartite graph with cyclic edge orderings, which we call $T(\Gamma)$. To construct $T(\Gamma)$, we start with Γ and add a vertex labelled 1 for each face of Γ , connecting the vertex with edges to all of the face's vertices in the cyclic order they occur. (Recall that faces and cyclic orderings of edges around faces are determined by the cyclic edge orderings at the vertices of the dessin.) We can view the real line of \mathbb{P}^1 as a triangle with vertices at 0, 1, and ∞ . Then if Γ is associated to the Belyi map $p_X : X \rightarrow \mathbb{P}^1$, $T(\Gamma)$ is simply the inverse image of that triangle via p_X .

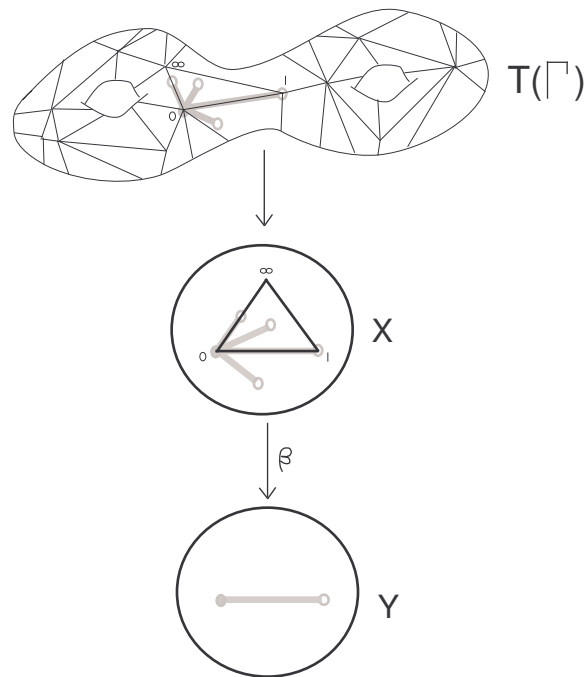


Figure 1.

For a dessin σ , we draw $T(\sigma)$ as a black graph in X over a black 011 triangle in $X = \mathbb{P}^1$. See Figure 1. Now we color gray the dessin in X associated to the Belyi map $\pi : X \rightarrow Y = \mathbb{P}^1$, where the $\overline{01}$ edge of Y is also colored gray. This gives an overlay of a gray dessin and the black triangle in X , which we call the extending pattern of σ . The extending pattern contains the combinatorial information of a super-imposed gray dessin and labelled black triangle. This information includes the vertices, edges, and cyclic edge orderings. In Figure 1, we mark the 0 and 1 vertices of the gray dessin with filled and open circles, respectively.

We can slice X along the real segments $\overline{01}$ and $\overline{11}$ to get a diamond D composed of the closed upper hemisphere and the open lower hemisphere attached along the edge $\overline{01}$. Figure 2 shows D in black. Note

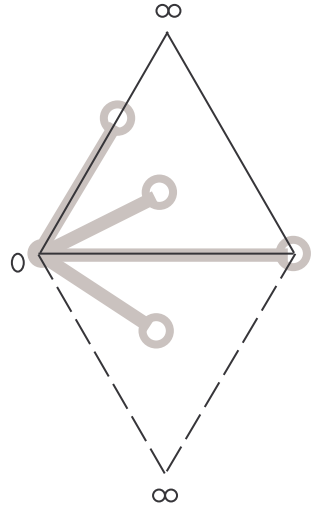


Figure 2.

that D maps continuously and surjectively onto X . The pre-images of D in X partition the surface into diamonds, and the boundaries of the diamonds are the $\overline{01}$ and $\overline{11}$ edges of $T(\sigma)$. Each diamond is composed of a closed triangle over the upper hemisphere of X and an open triangle over the lower hemisphere of X , attached at an edge over $\overline{01}$. We can view the extending pattern of σ in D as in Figure 2.

To construct $\pi(\sigma)$ as an overlay on $T(\sigma)$, we copy the gray dessin from the extending pattern of σ in D to each diamond in X . In Figure 1, we have started this construction by copying the extending pattern of σ into one diamond of X . Doing this for every diamond of X will draw $\pi(\sigma)$ as a gray dessin on top of $T(\sigma)$ and only depends on

the combinatorial information of $T(\gamma)$ and the extending pattern of γ . Thus, $\gamma(\gamma)$ is determined by γ and the extending pattern of γ . We call two Belyi-extending maps equivalent if they have the same extending pattern.

Remark. If γ_1 and γ_2 have extending patterns that are the same except that the gray labels 0, 1, and ∞ have been permuted, then $\gamma_1 = h \circ \gamma_2$, where h is a complex automorphism of $(\mathbb{P}^1; f_0; 1; 1; g)$ (one of $t; 1-t; 1-t; 1=(1-t); (t-1)=t; t=(t-1)$). It should be noted that for such an h , $M_{\gamma_1} = M_{\gamma_2} \circ h$ and thus $M_{\gamma_1} = M_{\gamma_2}$. If γ_1 and γ_2 have extending patterns that are the same except that the labels of the black triangle have been permuted, then $\gamma_1 = \gamma_2 \circ h$, where $h \in \text{Aut}(\mathbb{P}^1; f_0; 1; 1; g)$. This is the case for the traditional cartographic group, our new $\overline{11}$ -cartographic group, and our new $\overline{01}$ -cartographic group. Since often the Belyi-extending map will not be symmetric with respect to $f_0; 1; 1; g$, γ and $\gamma \circ h$ can give different information as Belyi-extending maps. For example, when $\gamma_1 = \gamma_2 \circ h$, the invariants M_{γ_1} and M_{γ_2} usually give different information about G_Q -orbits of dessins, as with the cartographic groups. Intuitively, if the invariant M_{γ} was somehow sensitive to the 0 vertices of a dessin, $M_{\gamma \circ (1-t)}$ would be sensitive in that way to the 1 vertices.

3.3. Combinatorial Construction of $\gamma(\gamma)$ from γ . Combinatorially, we have the extending pattern of γ and we want a formula in which we can plug the monodromy permutations of γ to get the monodromy permutations of $\gamma(\gamma)$. In this section, for a dessin γ let $\gamma(w) = w$. The extending pattern of γ gives us the permutation pair $[x; y]$ corresponding to the Belyi pair $(\mathbb{P}^1; \gamma)$. Let E be the set of edges of γ , which is just $f_1; 2; \dots; \deg \gamma$ (since we will not use information about γ to construct this formula). Also, let E be the set of edges of the dessin corresponding to $(\mathbb{P}^1; \gamma)$.

Proposition 3. Given the geometric construction of Section 3.2, we can naturally identify the edges of $\gamma(\gamma)$ with the elements of $E \times E$.

Proof. From Section 3.2, X can be partitioned into diamonds, and each diamond can be naturally identified with the element of E that it contains. Also, each of these diamonds contains exactly one preimage of every element of E . Thus, each edge of $\gamma(\gamma)$ can uniquely be identified by the diamond it is in and the element of E it is over.

First we will find the permutation $x(\gamma)$, and then note $y(\gamma)$ can be found analogously. Let $(a; b) \in E \times E$ be an edge of $\gamma(\gamma)$, and

we will find $x_{()}(a;b)$. The monodromy elements $x_{()}$ and $x_{()}$ come from the same loop x in the fundamental group of the downstairs $P^1 \times \{0;1;1\}$. Thus the action of $x_{()}$ in the covering space associated to $()$ restricts to the action of x in the covering space associated to $(P^1;)$. This means that $x_{()}$ acts as x on the E factor of the edges of $()$.

Now consider the 0 vertex of the edge b in the extending pattern of $()$ (the vertex of b that is above 0, not the 0 vertex of the black triangle). Note if in the cyclic edge orderings around this 0 vertex, the black $\overline{01}$ segment or the black $\overline{11}$ segment is between the edges b and $x \cdot b$. We wish to find which of these black segments, if any, the monodromy path x that takes b to $x \cdot b$ crosses. We say the path crosses one of these segments if it goes from the closed upper hemisphere of X to the open lower hemisphere of X or vice versa by way of intersecting the segment. From this information, we can find $w(b)$, the action of $x_{()}$ on the E factor, so that $x_{()}(a;b) = (w(b)a; x \cdot b)$. If, in going counter-clockwise around the 0 vertex of b to get from b to $x \cdot b$, the monodromy path crosses

- (1) the black $\overline{01}$ from the upper to lower hemisphere of X , then $w(b) = x$,
- (2) the black $\overline{01}$ from the lower to upper hemisphere of X , then $w(b) = x^{-1}$,
- (3) the black $\overline{11}$ from the lower to upper hemisphere of X , then $w(b) = y$,
- (4) the black $\overline{11}$ from the upper to lower hemisphere of X , then $w(b) = y^{-1}$,
- (5) neither the black $\overline{01}$ nor the black $\overline{11}$, then $w(b)$ is the identity, and
- (6) two of these edges, then $w(b)$ is the product of the elements of $M()$ given above for those edges, with the element corresponding to the first edge crossed on the right.

Often, and always when the relevant vertex is in the interior of the diamond, the action will fall into case (5). The results of the cases given are clear because when a path crosses a black $\overline{01}$ or $\overline{11}$, it goes from one diamond in X to another and the relationship between the first diamond and the second is exactly as listed above. So given the extending pattern of $()$, we can determine exactly which elements of E fall into each of the six cases above. This allows us to write down a formula for $x_{()}$ in terms of x , y , and x . Similarly we can write $y_{()}$ in terms of x , y , and y .

Remark. There is a unified story to the multiple cases given above. In each case, the action of $x_{(b)}$ on the E -factor is an element $w(b)$ that depends on b , the value in the E -factor. To determine $w(b)$, consider the path $\gamma(b)$ in $X = \mathbb{P}^1$ that starts at the edge b and goes counterclockwise around the 0 vertex of b very near the vertex and ends at $x \cdot b$. The path $\gamma(b)$ can be viewed as an element of $_1(X \setminus \{0, 1, g; D\})$, where the base-point is the map of D into X described in Section 3.2. However, we can canonically identify $_1(X \setminus \{0, 1, g; D\})$ with $_1(X \setminus \{0, 1, g; \overline{01}\})$ since $\overline{01}$ lies inside D . This allows us to identify the path $\gamma(b)$ with an element $W(b) \in {}_1(X \setminus \{0, 1, g; \overline{01}\})$. Then $w(b)$ is just the image of $W(b)$ in $M(\cdot)$.

Some examples will illustrate the combinatorial construction.

Example. Consider the map $(t) = 27(t^3 - t^2) = 4$. Note that $(f_0; 1; 1; g) = f_0; 1; g$ is ramified only over $f_0; 1; g$, and is defined over \mathbb{Q} . Thus γ is Belyi-extending. We can draw the extending pattern of γ , as shown

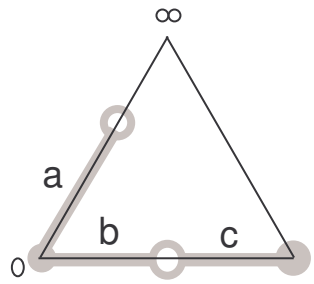


Figure 3.

in Figure 3. We see that $[x; y] = [(a; b); (b; c)]$. Let the edges of γ be denoted $1; 2; \dots; d$. Then $x_{(b)}$ is composed of all the cycles of the form

$$(k; a) (x^k; b) (x^k; a) (x^{2k}; b) (x^{2k}; a) \dots;$$

for $1 \leq k \leq d$, and $y_{(b)}$ is composed of all the cycles of the form

$$((k; b) (k; c));$$

for $1 \leq k \leq d$.

Thus we can write a simple procedure that will, for the permutation pair of any γ , produce the permutation pair of $[x; y]$. With this we can make computations in a program such as Maple about $M(\cdot)$ from the permutation pair of γ : We can also easily compute M_{th} for any

$h \in \text{Aut}(\mathbb{P}^1; f_0; 1; 1; g)$ by exchanging the roles of x , y , and $(x/y)^{-1}$ in the procedure.

Example. Consider the map $\phi(t) = 27t^2(t-1)^2 = (4(t^2-t+1)^3)$; and note that it is Belyi-extending. This is the quotient map by the automorphisms of $(\mathbb{P}^1; f_0; 1; 1; g)$. The extending pattern of ϕ is shown

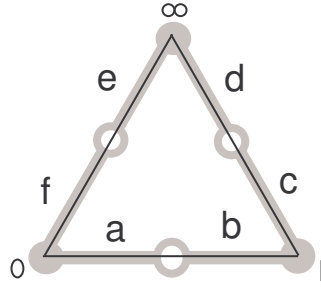


Figure 4.

in Figure 4. We see that $[x; y] = [(a; f); (b; c); (d; e); (a; b); (c; d); (e; f)]$. Let the edges of ϕ be denoted $1; 2; \dots; d$ and let $z = (x/y)^{-1}$. Then $x_{(1)}$ is composed of all the cycles of the form

$$(k; a) (k; f) (x^k; a) (x^k; f) (x^{2k}; a) (x^{2k}; f) \quad ;$$

$$(k; c) (k; b) (y^k; c) (y^k; b) (y^{2k}; c) (y^{2k}; b) \quad ; \text{ and}$$

$$(k; e) (k; d) (z^k; e) (z^k; d) (z^{2k}; e) (z^{2k}; d) \quad ;$$

for $1 \leq k \leq d$, and $y_{(1)}$ is composed of all the cycles of the form

$$((k; a) (k; b)); ((k; c) (k; d)); \text{ and } ((k; e) (k; f));$$

for $1 \leq k \leq d$.

Note that since $\phi = \phi \circ h$ for any $h \in \text{Aut}(\mathbb{P}^1; f_0; 1; 1; g)$, we get no new invariants from considering $\phi \circ h$.

The new invariants that we have produced with Belyi-extending maps can give information about the G_Q -orbits of dessins that we can't get from old invariants.

Proposition 4. Let ϕ be the dessin corresponding to the permutation pair

$$[(1 \ 2 \ 3 \ 4) (5 \ 6 \ 7) (8 \ 9); (1 \ 8 \ 4 \ 7) (2 \ 3 \ 10) (5 \ 6)]$$

and ψ be the dessin corresponding to the permutation pair

$$[(1 \ 2 \ 3 \ 4) (5 \ 6 \ 7) (8 \ 9); (1 \ 3 \ 8 \ 9) (2 \ 10) (4 \ 5 \ 6)]:$$

Then Γ and Γ' have the same valency lists, automorphism groups, monodromy groups, cartographic groups, and rational Nielsen classes. However, the M groups of Γ and Γ' differ in size. Thus, Γ and Γ' are in different G_Q -orbits.

Proof. All of the necessary computations can be done with Maple. We can compute that $\sigma(z) = (1\ 6\ 7\ 3)(2\ 10)(4\ 9\ 8)$ and $\sigma'(z) = (1\ 8\ 2\ 10)(6\ 7)(3\ 4\ 5)$, and thus see that Γ and Γ' have the same valency lists. We can compute with Maple, or notice by drawing the dessins, that both have trivial automorphism group. We can notice this easily since both have a single 0 vertex of degree 1, which means that any automorphism fixes the incident edge and thus all edges. We can compute with Maple the monodromy and cartographic groups of Γ and Γ' as permutation groups and can verify that these invariants are the same for the two dessins. In fact, just computing the size of the monodromy groups of Γ and Γ' shows that each has order $10! = 2$. This implies that both monodromy groups are the alternating group A_{10} since they are index two subgroups of S_{10} : Notice that in the monodromy group of Γ or Γ' ; $[g]$ includes all elements of the same cycle type as g for which the relabelling permutation from that element to g is even. Then note that $\sigma(x) = \sigma'(x)$, conjugation by $(8\ 3\ 5\ 2\ 4)(7\ 9)(10\ 6)$ relabels $\sigma(y)$ to $\sigma'(y)$, and conjugation by $(6\ 8\ 5\ 9\ 4\ 3\ 10\ 7\ 2)$ relabels $\sigma(z)$ to $\sigma'(z)$. Thus Γ and Γ' have the same rational Nielsen class. However, computation in Maple using the description of Γ above shows that $M(\Gamma)$ has size 19752284160000 while $M(\Gamma')$ has size 214066877211724763979841536000000000000. (This example was constructed so that Γ would have the S_3 symmetry that Γ' quotients by, but there is no reason to think this would be the only example where M provides new information, only the easiest to construct.)

Using the procedure we have described for getting Γ from σ , we can compute that Γ and Γ' agree on some other G_Q -invariants we have defined in this paper. They agree on the $\overline{01}$ -cartographic group, the $\overline{11}$ -cartographic group, and the groups M_h for any $h \in \text{Aut}(\mathbb{P}^1; f_0; 1; 1; g)$.

4. The G_Q Action on b_1

Since dessins are in correspondence with conjugacy classes of finite-index subgroups of $\pi_1(U); G_Q$ acts on the set of these conjugacy classes. Moreover, G_Q acts on the group $b_1(U)$; the profinite completion of $\pi_1(U)$. In this paper we use $\hat{\mathcal{G}}$ to denote the profinite completion

of a group G ; and we write $b_1(\cdot; \cdot)$ for the profinite completion of $\pi_1(\cdot; \cdot)$:

If X_Q is a smooth, algebraic, geometrically connected curve over Q , the sequence

$$1 \rightarrow \pi_1^{\text{alg}}(X_Q \times_Q Q; a) \rightarrow \pi_1^{\text{alg}}(X_Q; a) \rightarrow \text{Gal}(Q(X_Q) = Q(X_Q)) \rightarrow 1$$

is just a short exact sequence of Galois groups. If X is the analytic space associated to $X_Q \times_Q \mathbb{C}$,

$$\pi_1^{\text{alg}}(X_Q \times_Q Q; a) = \pi_1^{\text{alg}}(X_Q \times_Q \mathbb{C}; a) = b_1(X; a);$$

and since X_Q is geometrically connected, $\text{Gal}(Q(X_Q) = Q(X_Q)) = \text{Gal}(Q = Q)$. This gives the following.

Theorem 5. If X_Q is a smooth, algebraic, geometrically connected curve over Q and X is the associated analytic space, then we have the short exact sequence

$$1 \rightarrow b_1(X; a) \rightarrow \pi_1^{\text{alg}}(X_Q; a) \rightarrow G_Q \rightarrow 1:$$

Now consider $X_Q = U_Q = \mathbb{P}_Q^1 \setminus \{0, 1, \infty\}$ and the outer representation

$$G_Q \curvearrowright \text{Out}(b_1(U; a))$$

by conjugation in $\pi_1^{\text{alg}}(U_Q; a)$: For a base-point, we choose 01 ; an infinitesimally small tangent vector at 0 pointing towards 1 ; as in Ihara [6]. The choice of base-point allows us to lift our outer representation to a representation denoted ρ_U . This representation is a reasonable way to study G_Q because of the following theorem.

Theorem 6. The homomorphism

$$\rho_U : G_Q \rightarrow \text{Aut}(b_1(U; 01))$$

is injective.

Finite-index subgroups of $\pi_1(U)$ exactly correspond to finite-index subgroups of $b_1(U)$, and thus dessins are in one-to-one correspondence with conjugacy classes of finite-index subgroups of $b_1(U)$. The ρ_U action of G_Q on $b_1(U)$ induces an action on subgroups of $b_1(U)$ that is the same as the G_Q action on dessins.

Proposition 7. If $\Gamma \leq G_Q; H$ is a subgroup of $b_1(U; 01)$, and \mathcal{D} is the dessin corresponding to the conjugacy class hHi ; then the conjugacy class $h\rho_U(\cdot)(H)i$ corresponds to (\cdot) :

Notation. In the rest of this paper, F_2 refers to $\pi_1(U; 01)$, the free group on x and y , where we define x to be a counterclockwise loop

around 0 and y to be a counterclockwise loop around 1, as in Ihara [6]. (We are replacing our previous base-point $\overline{01}$ with 01). Again we define z so that $xyz = 1$. Recall that $\gamma_{2,1}$ is the path that follows γ_1 and then γ_2 . Let $\chi : G_Q \rightarrow \mathbb{Z}/2\mathbb{Z}$ be the cyclotomic character, i.e. $(e^{2\pi i/N}) \mapsto (e^{2\pi i/N})^{\chi(\cdot)}$. As in [6], we express an element of \mathbb{F}_2 as $f = f(x; y)$ so that we can write $f(a; b)$ for the image of $f(x; y)$ under a homomorphism from \mathbb{F}_2 to some other profinite group that takes $(x; y)$ to $(a; b)$:

Besides looking for invariants of the G_Q action on dessins, another important plan for understanding the absolute Galois group is to try to understand χ : Research in this direction has consisted in finding relations involving χ that help characterize its image. We will review what is known about χ :

Theorem 8 ([6], Equation 2.3.2). For $\gamma \in G_Q$,

- (1) $\chi(\gamma)(x) = x^{\chi(\gamma)}$,
- (2) $\chi(\gamma)(y) = f^{-1} y^{\chi(\gamma)} f$;
- (3) $\chi(\gamma)(z) = g^{-1} z^{\chi(\gamma)} g$

where $f \in \mathbb{F}_2^0$, the derived group of \mathbb{F}_2 , and $g = f(x; z)x^{(1 - \chi(\gamma))^2}$:

The equation in (2) of Theorem 8 and the fact that $f \in \mathbb{F}_2^0$ are sufficient to define χ ; but it can be defined directly. When γ is complex conjugation, $\chi(\gamma) = -1$ and $f = 1$:

The following relations are known about χ and a sketch of a proof can be found in [6].

$$\text{I: } f(x; y)f(y; x) = 1;$$

$$\text{II: } f(z; x)(z)^{\frac{1}{2}(\chi(\gamma)-1)} f(y; z)(y)^{\frac{1}{2}(\chi(\gamma)-1)} f(x; y)(x)^{\frac{1}{2}(\chi(\gamma)-1)} = 1;$$

There is a third relation due to Drinfeld involving a braid group whose explicit form along with a proof appears in [6]. Such relations should help us characterize the image of χ and ideally describe G_Q as a group-theoretic object.

5. New Relations on f

Our goal in this section is to find new relations involving f . Specifically, we describe how to write down explicit relations on f that come from considering Belyi-extending maps. We then use the maps γ and δ defined in Section 3.3 to give specific examples of this procedure and write down the relations on f that they give.

5.1. Basic Setup . Through Sections 5.1 and 5.2 we fix a Belyi-extending map $\pi : P^1 \rightarrow P^1$. By composing π with an automorphism of $(P^1; f_0; 1; 1 - g)$ on the left, we may assume $\pi(0) = 0$. Since π is defined over \mathbb{Q} ,

$\pi(01)$ is 01 or $0\bar{1}$. By further composing π with an automorphism of $(P^1; f_0; 1; 1 - g)$ on the left, we may assume $\pi(01) = 01$.

Let $U; V = P^1 \setminus \{f_0; 1; 1 - g\}$ and $W = P^1 \setminus \{f_0; 1; 1 - g\}$. Then π can be restricted to a covering space map $\pi : W \rightarrow U$. Since $(f_0; 1; 1 - g)$ $f_0; 1; 1 - g$, we also have an injection $i : W \rightarrow V$ that sends a point in W to the point in V with the same coordinate. Then we have the diagram

$$\begin{array}{ccc} V & \xrightarrow{i} & W \\ & & \downarrow \pi \\ & & Y \\ & & \downarrow \\ & & U \end{array}$$

in the category of varieties over \mathbb{Q} . Though U and V are abstractly isomorphic, we will think of them as different spaces because they have different relationships to W ; while W is a covering space of U , W is the result of removing a finite number of points from V .

Notice that $i(01) = 01$. Let $b_V = \pi_1^{\text{alg}}(V; 01)$ and $b_W = \pi_1^{\text{alg}}(W; 01)$, and identify $\pi_1^{\text{alg}}(U; 01)$ with \mathbb{P}_2 as previously. Then we have the following diagram.

$$\begin{array}{ccc} b_V & \xrightarrow{i} & b_W \\ & & \downarrow \pi \\ & & Y \\ & & \downarrow \\ & & \mathbb{P}_2 \end{array}$$

We can define v_0 and v_1 in b_V to be counterclockwise loops around 0 and 1 in V , analogous to x and y in \mathbb{P}_2 . Theorem 8 tells us how $G_{\mathbb{Q}}$ acts on b_V .

Theorem 5 gives a natural action of $G_{\mathbb{Q}}$ on b_W because W is defined over \mathbb{Q} . Since π and i are defined over \mathbb{Q} , π_* and i_* are $G_{\mathbb{Q}}$ -equivariant. Since π is a covering map, π_* is injective. The fact that π_* is $G_{\mathbb{Q}}$ -equivariant and injective will allow us to identify b_W with its image in \mathbb{P}_2 . Since i_* is $G_{\mathbb{Q}}$ -equivariant, $\ker i_*$ is fixed set-wise by the $G_{\mathbb{Q}}$ action on b_W . Since i_* is surjective, we can consider the isomorphism $i_* : b_W \rightarrow \ker i_* \subset b_V$ and its inverse

$$j : b_V \rightarrow b_W = \ker i_*$$

which are also $G_{\mathbb{Q}}$ -equivariant.

Since W is a finitely punctured P^1 , $b_W \cong F_q$ for some q . As generators of b_W , we can choose loops around each puncture of W except at 1. Let w_c be the loop around the puncture at $c \in C =$

$^1(f_0; 1; 1; g) \setminus f_1; g$. Then $j(v_0) = w_0$ and $j(v_1) = w_1$. We can write w_c as a conjugate of $t_c^{r_c}$ in F_2 , where t_c is x , y , or z corresponding to whether $\gamma(c)$ is 0, 1, or 1 , and r_c the degree of ramification of γ at c . Some path $\gamma_c \in F_2$ will take us from the fundamental group base-point 0_1 in W to an element of $^{-1}(0_1)$ that is adjacent (in the dessin $(\mathbb{P}^1; \gamma)$) to the vertex at c . Then $w_c = \gamma_c^{-1} t_c^{r_c} \gamma_c$.

We know $t_0 = x$, we let $p = r_0$, and we can choose $\gamma_0 = 1$. Thus $j(v_0) = w_0 = x^p$. For other $c \in C$ we can choose any path γ_c that is convenient, and for $c \notin 0; 1$ the choice will be irrelevant. Let $\gamma = \gamma_1$, $t = t_1$, and $r = r_1$, so that $j(v_1) = w_1 = \gamma^{-1} t^r \gamma$. Also, denote γ to be either 1, f , or g so that $\gamma(t) = e^{-1} t^{\gamma} e$: Given a particular γ , if we draw its extending pattern, we will be able to write γ explicitly as a word in x and y , and we will be able to identify p , t , r , and e .

5.2. Relations from a General γ . In this section we fix an element

$\gamma \in G_Q$. Since $j: b_V \rightarrow b_W = \ker i$ is G_Q -equivariant, j commutes with the action of γ on b_V and $b_W = \ker i$. From Theorem 8 we know how γ acts on b_V , and from just above we know that $j(v_0) = x^p$ and $j(v_1) = \gamma^{-1} t^r \gamma$, where x , t , and r are elements of \mathbb{F}_2 but x^p and $\gamma^{-1} t^r \gamma$ are in b_W and thus also represent elements of $b_W = \ker i$. So, in $b_W = \ker i$,

$$\begin{aligned} (1) \quad j(\gamma(v_1)) &= j(f(v_0; v_1)^{-1} v_1^{\gamma} f(v_0; v_1)) \\ &= j(f(v_0; v_1))^{-1} \gamma^{-1} t^r \gamma j(f(v_0; v_1)) \\ &= f(x^p; \gamma^{-1} t^r \gamma)^{-1} \gamma^{-1} t^r \gamma f(x^p; \gamma^{-1} t^r \gamma); \end{aligned}$$

where the second equality follows from how we defined the notation $f(v_0; v_1)$. Also in $b_W = \ker i$,

$$\begin{aligned} (2) \quad (j(v_1)) &= \gamma^{-1} t^r \gamma \\ &= (\gamma)^{-1} e^{-1} t^r e (\gamma): \end{aligned}$$

Since j and γ commute, the expressions in equations (1) and (2) are equal, and raising both to the power that is inverse to γ , we get that

$$(3) \quad f(x^p; \gamma^{-1} t^r \gamma)^{-1} \gamma^{-1} t^r \gamma f(x^p; \gamma^{-1} t^r \gamma) = (\gamma)^{-1} e^{-1} t^r e (\gamma):$$

This is a statement in $b_W = \ker i$. We can check that computing the j and γ commutation relation on other finite words in v_0 and v_1 gives us relations that follow trivially from equation (3).

Since not all of the terms of equation (3) belong to b_W , it is difficult to use this equation in $b_W = \ker i$. We can, however, pass equation (3) to a quotient of \mathbb{F}_2 . For a pro-finite group G , let $f \in \mathfrak{g}_f$ be the smallest

closed (in the pro finite topology), normal subgroup containing γ , where γ could be a subgroup or collection of elements of G .

We can compose j with $\gamma : b_W = \ker i \rightarrow b_W = (b_W \setminus f \ker i g_{\mathbb{P}_2})$ and then γ to get a map

$$s : b_V \rightarrow \mathbb{P}_2 = f \ker i g_{\mathbb{P}_2} = K :$$

We know that $\ker i$ is pro finitely generated by w_3, \dots, w_q , the loops in W around punctures other than $f(0; 1; 1; g)$ and the w_c are described as words in F_2 in Section 5.1. From that description, we can write

$$\begin{aligned} f \ker i g_{\mathbb{P}_2} &= f t_c^{x_c} j c^2 C ; c \in 0; 1 g_{\mathbb{P}_2} \\ &= f x^1; x^2; \dots; y^{\epsilon_1}; y^{\epsilon_2}; \dots; z^{1_1}; z^{1_2}; \dots g_{\mathbb{P}_2} \\ &= f x^j; y^{\epsilon_j}; z^{1_j} g_{\mathbb{P}_2}; \end{aligned}$$

where $j, \epsilon_j, 1_j$ are the ramification degrees of the points (other than $f(0; 1; 1; g)$ over $0, 1$, and 1 respectively, and $j, \epsilon, 1$ are the greatest common divisors of the $j, \epsilon_j, 1_j$ respectively.

The G_Q action preserves $f \ker i g_{\mathbb{P}_2} = f x^j; y^{\epsilon_j}; z^{1_j} g_{\mathbb{P}_2}$ because it acts on x, y^{ϵ} , and z^1 by taking them to conjugates of invertible powers of themselves, which are in $f x^j; y^{\epsilon_j}; z^{1_j} g_{\mathbb{P}_2}$ since it is a closed normal subgroup. Thus G_Q acts on $K = \mathbb{P}_2 = f \ker i g_{\mathbb{P}_2}$, and since $\gamma \in G_Q$ commutes with j, ϵ , and 1 , γ commutes with s . This allows us to write equation (3) as a relation in K :

$$(4) \quad f(x^p; t^{x-1})^{-1} t^{x-1} f(x^p; t^{x-1}) = (\gamma)^1 e^{-1} t^x e^{-1}(\gamma):$$

Thus $f(x^p; t^{x-1})^{-1} (\gamma)^1 e^{-1}$ commutes with t^x in K . It follows from [5, Theorem B] that in $K = \mathbb{P}_2 = f x^j; y^{\epsilon_j}; z^{1_j} g_{\mathbb{P}_2}$ when one of j, ϵ , or 1 is infinity, the only elements of K that commute with non-trivial powers of t are other powers of t . This implies the following theorem.

Theorem 9 (Main Result of Section 5). In the notation of this section, at least one of the following relations in $\mathbb{P}_2 = f x^j; y^{\epsilon_j}; z^{1_j} g_{\mathbb{P}_2}$ must be true:

- (1) $t^x = 1$,
- (2) $f(x^p; t^{x-1})^{-1} (\gamma)^1 e^{-1}$ is a power of t ,
- (3) j, ϵ , and 1 are all finite and $f(x^p; t^{x-1})^{-1} (\gamma)^1 e^{-1}$ commutes with t^x

Recall that t is either x, y , or z depending on (1), and we can identify e as $1, f$, or g once we determine t . Also, p and r are just the ramifications of γ at 0 and 1 , respectively. We can write down γ if we can draw the extending pattern of γ and then use Theorem 8 to write down (4) in terms of x, y, z, γ , and f . So if we can draw the dessin associated to $(X = \mathbb{P}^1; \gamma)$ with the real line in X marked, we

can write down an explicit relation in terms of x, y, z, t , and f in the quotient K . In the next section, we do this for two examples.

5.3. Explicit Relations on f . From Theorem 9 we only get information about f from Belyi-extending maps whose ramification at 1 is not a multiple of the greatest common divisor of the ramifications at the points in $\pi^{-1}(\{1\})$ of $n; f_0; 1; 1; g$. (This is because in K , t has order equal to the greatest common divisor of these ramifications.) We will compute some examples where Theorem 9 gives a non-trivial relation.

Example. Consider the Belyi-extending map $\phi(t) = 4t(1-t)$ that gave us the cartographic group as M_{11} . In the above notation, we know that $\phi(1) = 0$ and ϕ has no ramification at 1, which implies that $t = x, e = 1$ and $r = 1$: Also, ϕ has no ramification at 0, and thus $p = 1$. We see that the path y in W takes the edge including 01 to the edge adjacent to 1; so we can write $\phi = y$ and $\phi^{-1} = f^{-1}y^{-1}f$. Since the only ramification in W outside of $f_0; 1; 1; g$ is at 1=2 over 1 and of degree 2, $K = \mathbb{F}_2 = \mathbb{F}_2[y^2]g_{\mathbb{F}_2}$. Thus $f(x^p; t^r) \phi^{-1} e^{-1} = yf(x; y^{-1}xy)f^{-1}y^{-1}f$ is a power of x in K . So we have the new relation that

$$yf(x; yxy)f^{-1}yf \text{ is a power of } x \text{ in } \mathbb{F}_2 = \mathbb{F}_2[y^2]g_{\mathbb{F}_2}.$$

Example. Consider the Belyi-extending map $\phi(t)$, which gave us a new dessin invariant that we saw was useful in Proposition 4. In the above notation, we know $\phi(1) = 0$ and ϕ has ramification 2 at 1, and thus $t = x, e = 1$ and $r = 2$: Also, ϕ has ramification 2 at 0, so $p = 2$. We see that the path y in W takes the edge including 01 to the edge adjacent to 1; so $\phi = y$ and $\phi^{-1} = f^{-1}y^{-1}f$. Since the only ramification in W outside of $f_0; 1; 1; g$ is at three points over 1 of degree 2 and at two points over 1 of degree 3, $K = \mathbb{F}_2 = \mathbb{F}_2[y^2; z^3]g_{\mathbb{F}_2}$. Thus $f(x^p; t^r) \phi^{-1} e^{-1} = yf(x^2; y^{-1}x^2y)f^{-1}y^{-1}f$ is a power of x in K . So we have the new relation that

$$yf(x^2; yx^2y)f^{-1}yf \text{ is a power of } x \text{ in } \mathbb{F}_2 = \mathbb{F}_2[y^2; z^3]g_{\mathbb{F}_2}.$$

6. New Groups Between G_Q and $\mathcal{G}T$

The Grothendieck-Teichmüller group $\mathcal{G}T$ can be thought of as the automorphisms of \mathbb{P}_2 that satisfy the well-known conditions of the action of G_Q on \mathbb{P}_2 . More precisely, $\mathcal{G}T$ is the subgroup of $\text{Aut}(\mathbb{P}_2)$ that satisfies Theorem 8, the relations I. and II. given after Theorem 8, and the third relation due to Drinfeld mentioned along with these relations. Thus $\mathcal{G}T$ can be defined in purely group-theoretic terms. A thorough exposition of $\mathcal{G}T$ can be found in [11]. So, G_Q is known to inject into $\mathcal{G}T$, but it is unknown whether this injection is an isomorphism.

The work in this paper with Belyi-extending maps allows us to construct groups between G_Q and $\mathcal{G}T$. Since $\mathcal{G}T$ acts on finite-index subgroups of \mathbb{P}_2 , it acts on dessins. Thus, we can consider the subgroup of $\mathcal{G}T$ whose action on dessins commutes with the action on dessins of a Belyi-extending map, or commutes with all of the actions of several Belyi-extending maps. The following proposition is then clear.

Proposition 10. Let $\mathcal{G}T_{BE}$ be the subgroup of elements of $\mathcal{G}T$ whose actions on dessins commute with the actions on dessins of all Belyi-extending maps. Then

$$G_Q \hookrightarrow \mathcal{G}T_{BE} \hookrightarrow \mathcal{G}T:$$

Unfortunately, it is not clear if $\mathcal{G}T_{BE}$ can be defined in group-theoretic terms. We could also consider the elements of $\mathcal{G}T$ that commute with s for a given Belyi-extending map (or several). (Note that to do this we need $\mathcal{G}T$ to act on K , which it does because the argument that σ preserves $fx; y^a; z^1 g_{\mathbb{P}_2}$ set-wise only used facts about σ that are true for all elements of $\mathcal{G}T$.) The advantage of considering these subgroups is that we can also define them as the elements of $\mathcal{G}T$ that satisfy equation (4) for certain σ , with the caveat that these relations are stated in the quotient K . Moreover, for a given σ we can explicitly write down the relation from equation (4) that defines the subgroup under consideration. Thus for given Belyi-extending maps s_i , the subgroup of $\mathcal{G}T$ whose action on \mathbb{P}_2 commutes with the corresponding s_i can be defined in purely group-theoretic terms. This leads us to look at the following group.

Theorem 11. Let $\mathcal{G}T_{\sigma}$ be the subgroup of elements of $\mathcal{G}T$ whose actions on \mathbb{P}_2 , for all Belyi-extending maps σ , commute with the map s associated to σ as defined in Section 5.2. Then $\mathcal{G}T_{\sigma}$ is the subgroup

of $\mathcal{E}T$ that satisfies equation (4) in the appropriate K for every Belyi-extending γ . Also,

$$G_Q \neq \mathcal{E}T \neq \mathcal{E}T:$$

We must note that we can't currently define $\mathcal{E}T$ group theoretically because we do not have a list of all the Belyi-extending maps and the data we need from them for equation (4). We have no evidence for whether or not $G_Q = \mathcal{E}T$ or $\mathcal{E}T = \mathcal{E}T$, except that the relations that define $\mathcal{E}T$ do not obviously follow from the relations that define $\mathcal{E}T$. Even if $\mathcal{E}T$ turns out to be all of $\mathcal{E}T$, our new relations might be useful since they are not easily deduced from the defining relations of $\mathcal{E}T$.

7. Directions for Further Research

Since Belyi-extending maps give us new G_Q -invariants of dessins and new information about f , a natural direction of research is to find such maps. Recall that we can take such a map and compose on the left or right an automorphism of $(\mathbb{P}^1; f 0; 1; 1 g)$ to get another such map. We refer to a set of Belyi-extending maps that arise from each other by composing with automorphisms a family of Belyi-extending maps. Considering other maps in the family of γ was what led us to the 01- and 11-cartographic groups. Finding Belyi-extending maps amounts to looking for rational solutions to polynomial equations and though this is difficult to do in general, it can be done in many specific cases. Recall that for a Belyi-extending map γ and a dessin δ , the only structure that determines how to get $\gamma(\delta)$ from δ is the extending pattern of γ defined in Section 3.2 and that we call two Belyi-extending maps equivalent if they have the same extending pattern.

The following degree 3 maps are Belyi-extending, non-equivalent, and all in distinct families. Their extending patterns are shown in Figure 5, with the extending pattern of γ_i labelled i . When the map γ gives a non-trivial relation in Theorem 9 it is given.

$$\begin{aligned} \gamma_1(t) &= \gamma(t) = \frac{27}{4}(t^3 - t^2) \\ \gamma_2(t) &= 2t^3 + 3t^2 \\ \gamma_3(t) &= \frac{t^3 + 3t^2}{4} \\ \gamma_4(t) &= \frac{27t^2(t-1)}{(3t-1)^3} \\ \gamma_5(t) &= t^2(t-1) = t^{-\frac{4}{3}}; yf(x^2; yxy)f^{-1}yf \text{ is a power of } x \\ &\text{ in } \mathbb{P}_2 = \mathbb{F}_2[y^2]g_{\mathbb{P}_2}. \end{aligned}$$

The following maps are quotient maps of \mathbb{P}^1 by some of its finite automorphism group actions. The equations for the maps γ_T and γ_O

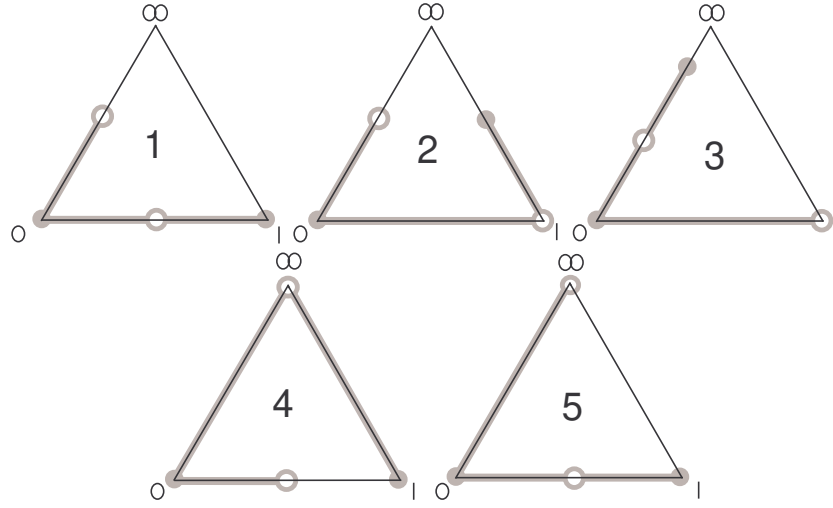


Figure 5.

were found in [2]. They are all Belyi-extending, non-equivalent, and in distinct families. When the map gives a non-trivial relation in Theorem 9 it is given. It is important to note that there could be other Belyi-extending maps that are quotients by group actions, because it is not just the quotient that determines the equivalence class of the maps but also the position of the real triangle in the domain, i.e. the precise extending pattern and not just the dessin $(\mathbb{P}^1; \gamma)$.

$$C_n: \gamma_n(t) = t^n$$

$$D_n: \gamma_n(t) = (t^n + 1)^2 = (t^n - 1)^2$$

$$D_3 = S_3: \gamma(t) = \frac{27t^2(t-1)^2}{4(t^2+t+1)^3}; \gamma f(x^2; yx^2y)f^{-1}yf \text{ is a power of } x \text{ in } \mathbb{P}_2 = \mathbb{F}_2[y^2; z^3]_{\mathbb{P}_2}.$$

$$\text{Tetrahedron: } \gamma_T(t) = \frac{t^3(t^3+8)^3}{(t^6-20t^3+8)^2}$$

$$\text{Octahedron: } \gamma_O(t) = \frac{108t^4(t^4-1)^4}{(t^8+14t^4+1)^3}$$

The above Belyi-extending maps or other maps in their families could potentially lead to new G_O -invariants of dessins. For all of these Belyi-extending maps there are many new invariants to consider. For a dessin we could easily compute the following of (γ) : monodromy group, rational Nielsen class, automorphism group. However, we could also compose any other G_O -invariant with the action of γ on dessins to get a new dessin invariant. It can be shown that the invariants M_n and the rational Nielsen classes of $\gamma_n(\gamma)$ can be constructed from previously known invariants of γ , but we saw that M is a new invariant and it is not known whether any of the other maps give new invariants.

Investigating this question for various g would be a useful direction of further research.

Given α there are many easily checked conditions that imply the relation on f it gives in Theorem 9 is trivial. Since K is $\mathbb{P}_2 = \mathbb{F}_x; y^\alpha; z^1 g_{\mathbb{P}_2}$, if α , α , or 1 is 1, then K is pro finite-cyclic and all elements of K are powers of t . In this case as well as when $t^\alpha = 1$ or $1/t^\alpha$ is a power of x , Theorem 9 gives no useful information. Both of these conditions are easily checked given α . Though this means some α will give trivial relations, some do give non-trivial relations. Another useful direction of further research would be to find more examples of Belyi-extending α that give non-trivial relations in Theorem 9. Ideally, these relations will allow us to say something about the structure of G_0 .

It is useful to realize that Belyi-extending maps compose to give other Belyi-extending maps. Thus even the maps above give us many infinite families of Belyi-extending maps. These compositions could give new invariants or relations on f . For example, the map α^2 gives the relation

$$zyf(x; z^3y)f^{-1}yf^{-1}xf^{-1}yf^{-1} \text{ is a power of } x \text{ in } \mathbb{P}_2 = \mathbb{F}_x^2; y^2 g_{\mathbb{P}_2} :$$

While we have shown that some Belyi-extending maps will give a relation on f , it is not clear how these relations might depend on one another. Also, though we have shown M gives a substantially new invariant on dessins, it is not clear how to determine a priori which other invariants from Belyi-extending maps might separate previously indistinguished G_0 -orbits of dessins. Thus another direction of further research is to find conditions on Belyi-extending maps that imply they lead to new information about dessin orbits or f .

References

- [1] G. V. Belyi, On Galois extensions of a maximal cyclotomic field *Math. USSR Izvestija* vol. 14 no. 2 1980, 247-256.
- [2] J.-M. Couveignes and L. G. Ranboulan, Dessins from a geometric point of view *The Grothendieck Theory of Dessins d'Enfants* London Math. Soc. Lecture Notes Series, Cambridge Univ. Press 200 1994, 79-113.
- [3] J. Ellenberg, Galois invariants of dessins d'enfants, *Arithmetic Fundamental Groups and Noncommutative Algebra*, M. Fried and Y. Ihara, eds., 2002.
- [4] A. Grothendieck, Esquisse d'un Programme Geometric Galois Actions: 1. Around Grothendieck's Esquisse d'un Programme London Math. Soc. Lecture Notes Series 242, Cambridge Univ. Press 1997, 5-48.
- [5] W. Herfort and L. Ribes, Torsion elements and centralizers in free products of pro finite groups *J. reine Angew. Math.* vol. 358 1985, 155-161.
- [6] Y. Ihara, Braids, Galois groups, and some arithmetic functions *Proceedings of the ICM (Kyoto, 1990)* Math. Soc. Japan 1991, 99-120.

- [7] G. Jones and M. Streit, Galois Groups, Monodromy Groups and Cartographic Groups Geometric Galois Actions: 2. The Inverse Galois Problem, Moduli Spaces and Mapping Class Groups London Math. Soc. Lecture Notes Series 243, Cambridge Univ. Press 1997, 25-65.
- [8] B. H. Matzat, Konstruktive Galois-theorie, LNM 1284, Springer-Verlag, 1985.
- [9] L. Schneps, ed. The Grothendieck Theory of Dessins d'Enfants London Math. Soc. Lecture Notes Series 200, Cambridge Univ. Press 1994.
- [10] L. Schneps, Dessins d'Enfants on the Riemann Sphere The Grothendieck Theory of Dessins d'Enfants London Math. Soc. Lecture Notes Series 200, Cambridge Univ. Press 1994, 47-77.
- [11] L. Schneps, The Grothendieck-Teichmüller group \mathcal{GT} : a survey Geometric Galois Actions: 1. A round Grothendieck's Equisse d'un Programme London Math. Soc. Lecture Notes Series 242, Cambridge Univ. Press 1997, 183-203.

Department of Mathematics, Duke University, Box 90320, Durham,
NC 27708

E-mail address: melanie@math.duke.edu