

# SLE and triangles

Julien Dubédat\*

23rd December 2018

## Abstract

By analogy with Carleson’s observation on Cardy’s formula describing crossing probabilities for the scaling limit of critical percolation, we exhibit “privileged geometries” for Stochastic Loewner Evolutions with various parameters, for which certain hitting distributions are uniformly distributed. Consequences for limiting probabilities of events concerning various critical plane discrete models are then examined.

## 1 Introduction

It had been conjectured that many critical two-dimensional models from statistical physics are conformally invariant in the scaling limit; for instance, percolation, Ising/Potts models, FK percolation or dimers. The Stochastic Loewner Evolution (SLE) introduced by Oded Schramm in [Sch00] is a one-parameter family of random paths in simply connected planar domains. These processes are the only possible candidates for conformally invariant continuous limits of the aforementioned discrete models. See [RohSch01] for a discussion of explicit conjectures.

Cardy [Ca92] used conformal field theory techniques to predict an explicit formula (involving a hypergeometric function) that should describe crossing probabilities of conformal rectangles for critical percolation as a function of the aspect ratio of the rectangle. Carleson pointed out that Cardy’s formula could be expressed in a much simpler way by choosing another geometric setup, specifically by mapping the rectangle onto an equilateral triangle  $ABC$ . The formula can then be simply described by saying that the probability of a crossing (in the triangle) between  $AC$  and  $BX$  for  $X \in [BC]$  is  $BX/BC$ . Smirnov [Smi01] proved rigorously Cardy’s formula for critical site percolation on the triangular lattice and his proof uses the global geometry of the equilateral triangle (more than the local geometry of the triangular lattice).

In the present paper, we show that each  $SLE_\kappa$  is in some sense naturally associated to some geometrical normalization in that the formulas corresponding to Cardy’s formula can again be expressed in a simple way. Combining this with the conjectures on continuous limits of various discrete models, this yields precise simple conjectures on some asymptotics for these models in particular geometric setups. Just as percolation may be associated with equilateral

---

\*Université Paris-Sud

triangles, it turns for instance out that the critical 2d Ising model (and the FK percolation with parameter  $q = 2$ ) seems to be associated with isosceles right-angled triangles (because  $SLE_{16/3}$  hitting probabilities in such triangles are “uniform”). Other isosceles triangles correspond to FK percolation with different values of the  $q$  parameter. In particular,  $q = 3$  corresponds to isosceles triangle with angle  $2\pi/3$ . Similarly, double dimer-models or  $q = 4$  Potts models (conjectured to correspond to  $\kappa = 4$ ) seem to be best expressed in plane slits (i.e., domains like  $\mathbb{R} \times [0, 1]$ ) and half-slits (i.e.,  $[0, \infty) \times [0, 1]$ ) are a favorable geometry for uniform spanning trees.

**Acknowledgments.** I wish to thank Wendelin Werner for his help and advice, as well as Richard Kenyon for useful insight on domino tilings and FK percolation models.

## 2 Chordal SLE

We first briefly recall the definition of chordal SLE in the upper half-plane  $\mathbb{H}$  going from 0 to  $\infty$  (see for instance [LawSchWer01, RohSch01] for more details). For any  $z \in \mathbb{H}$ ,  $t \geq 0$ , define  $g_t(z)$  by  $g_0(z) = z$  and

$$\partial_t g_t(z) = \frac{2}{g_t(z) - W_t}$$

where  $(W_t/\sqrt{\kappa}, t \geq 0)$  is a standard Brownian motion on  $\mathbb{R}$ , starting from 0. Let  $\tau_z$  be the first time of explosion of this ODE. Define the hull  $K_t$  as

$$K_t = \overline{\{z \in \mathbb{H} : \tau_z < t\}}$$

The family  $(K_t)_{t \geq 0}$  is an increasing family of compacts in  $\overline{\mathbb{H}}$ ; besides,  $g_t$  is a conformal equivalence of  $\mathbb{H} \setminus K_t$  onto  $\mathbb{H}$ . It has been proved ([RohSch01], see [LawSchWer02] for the case  $\kappa = 8$ ) that there exists a continuous process  $(\gamma_t)_{t \geq 0}$  with values in  $\overline{\mathbb{H}}$  such that  $\mathbb{H} \setminus K_t$  is the unbounded connected component of  $\mathbb{H} \setminus \gamma_{[0,t]}$ , a.s. This process is the trace of the SLE and it can be recovered from  $g_t$  (and therefore from  $W_t$ ) by

$$\gamma_t = \lim_{z \in \mathbb{H} \rightarrow W_t} g_t^{-1}(z)$$

For any simply connected domain  $D$  with two boundary points (or prime ends)  $a$  and  $b$ , chordal  $SLE_\kappa$  in  $D$  from  $a$  to  $b$  is defined as  $K_t^{(D,a,b)} = h^{-1}(K_t^{(\mathbb{H},0,\infty)})$ , where  $K_t^{(\mathbb{H},0,\infty)}$  is as above, and  $h$  is a conformal equivalence of  $(D, a, b)$  onto  $(\mathbb{H}, 0, \infty)$ . This definition is unambiguous up to a linear time change thanks to the scaling property of SLE in the upper half-plane (inherited from the scaling property of the driving process  $W_t$ ).

## 3 A normalization of SLE

The construction of SLE relies on the conformal equivalence  $g_t$  of  $\mathbb{H} \setminus K_t$  onto  $\mathbb{H}$ . As  $\mathbb{H}$  has non-trivial conformal automorphisms, one can choose other conformal mappings. The original  $g_t$  is natural as all points of the real line seen from infinity play the same role (hence the driving process  $(W_t)$  is a Brownian motion). Other normalizations, such as the one used in [LawSchWer01] may prove useful for different points of view.

A by-product of Smirnov's results ([Smi01]) is the following : let  $\kappa = 6$ , and  $F$  be the conformal mapping of  $(\mathbb{H}, 0, 1, \infty)$  onto an equilateral triangle  $(T, a, b, c)$ . Let  $h_t$  be the conformal automorphism of  $(T, a, b, c)$  such that  $h_t(b) = b$ ,  $h_t(c) = c$ ,  $h_t(g_t(\gamma_t)) = a$ . Then, for any  $z \in \mathbb{H}$ ,  $F(h_t(g_t(z)))$  is a local martingale. Our goal in this section is to find similar functions  $F$  for other values of  $\kappa$ .

Recall the definitions and notations of section 2. For  $t < \tau_1$ , consider the conformal mapping of  $\mathbb{H} \setminus K_t$  onto  $\mathbb{H}$  defined as:

$$\tilde{g}_t(z) = \frac{g_t(z) - W_t}{g_t(1) - W_t}$$

so that  $\tilde{g}_t(\infty) = \infty$ ,  $\tilde{g}_t(1) = 1$  and  $\tilde{g}_t(\gamma_t) = 0$ , where  $\gamma_t$  is the SLE trace.

Notice that if  $F$  is an holomorphic map  $D \rightarrow \mathbb{C}$  and  $(Y_t)_{t \geq 0}$  is a  $D$ -valued semimartingale, then Ito's formula yields:

$$dF(Y_t) = \frac{dF}{dz} dY_t + \frac{1}{2} \frac{d^2 F}{dz^2} d\langle Y_t \rangle$$

where the pairing  $\langle \cdot, \cdot \rangle$  is defined as:

$$\langle Y_1, Y_2 \rangle = (\langle \Re Y_1, \Re Y_2 \rangle - \langle \Im Y_1, \Im Y_2 \rangle) + i(\langle \Re Y_1, \Im Y_2 \rangle + \langle \Im Y_1, \Re Y_2 \rangle)$$

so that  $d\langle C_t \rangle = 0$  for an isotropic complex Brownian motion  $(C_t)$ . The setup here is slightly different from conformal martingales as described in [RevYor94].

In the present case, one gets:

$$d\tilde{g}_t(z) = \left[ \frac{2}{\tilde{g}_t(z)} - 2\tilde{g}_t(z) + \kappa(\tilde{g}_t(z) - 1) \right] \frac{dt}{(g_t(1) - W_t)^2} + (\tilde{g}_t(z) - 1) \frac{dW_t}{g_t(1) - W_t}$$

For notational convenience, define  $w_t = \tilde{g}_t(z)$ . After performing the time change

$$u(t) = \int_0^t \frac{ds}{(g_s(1) - W_s)^2}$$

one gets the autonomous SDE:

$$dw_u = (w_u - 1) \left[ \kappa - \frac{2}{w_u} (1 + w_u) \right] du + (w_u - 1) d\tilde{W}_u$$

where  $(\tilde{W}_u / \sqrt{\kappa})_{u \geq 0}$  is a standard Brownian motion.

Let us take a closer look at the time change. Let  $Y_t = g_t(1) - W_t$ ; then,  $dY_t = -dW_t + 2dt/Y_t$ , so that  $(Y_t / \sqrt{\kappa})_{t \geq 0}$  is a Bessel process of dimension  $(1 + 4/\kappa)$ . For  $\kappa \leq 4$ , this dimension is not smaller than 2, so that  $Y$  almost surely never vanishes (see e.g. [RevYor94]); moreover, a.s.,

$$\int_0^\infty \frac{dt}{Y_t^2} = \infty$$

Indeed, let  $T_n = \inf\{t > 0 : Y_t = 2^n\}$ . Then, the positive random variables  $(\int_{T_n}^{T_{n+1}} dt/Y_t^2, n \geq 1)$  are i.i.d. (using the Markov and scaling properties of Bessel processes). Hence:

$$\int_0^\infty \frac{dt}{Y_t^2} \geq \sum_{n=1}^\infty \int_{T_n}^{T_{n+1}} \frac{dt}{Y_t^2} = \infty \quad \text{a.s.}$$

So the time change is a.s. a bijection from  $\mathbb{R}_+$  onto  $\mathbb{R}_+$  if  $\kappa \leq 4$ .

When  $\kappa > 4$ , the dimension of the Bessel process  $Y$  is smaller than 2, so that  $\tau_1 < \infty$  almost surely. In this case, using a similar argument with the stopping times  $T_n$  for  $n < 0$ , one sees that

$$\int_0^{\tau_1} \frac{dt}{Y_t^2} = \infty$$

Hence, if  $\kappa > 4$ , the time change is a.s. a bijection  $[0, \tau_1[ \rightarrow \mathbb{R}_+$ .

We conclude that for all  $\kappa > 0$ , the stochastic flow  $(\tilde{g}_u)_{u \geq 0}$  does almost surely not explode in finite time.

We now look for holomorphic functions  $F$  such that  $(F(w_u))_{u \geq 0}$  are local martingales. As before, one gets:

$$dF(w_u) = \left[ F'(w_u) \left( \kappa - \frac{2}{w_u} (1 + w_u) \right) + \frac{\kappa}{2} F''(w_u) (w_u - 1) \right] (w_u - 1) du + F'(w_u) (w_u - 1) d\tilde{W}_u$$

Hence we have to find holomorphic functions defined on  $\mathbb{H}$  satisfying the following equation:

$$F'(w) \left[ \kappa - \frac{2}{w} (1 + w) \right] + F''(w) \frac{\kappa}{2} (w - 1) = 0$$

The solutions are such that

$$F'(w) \propto w^{\alpha-1} (w-1)^{\beta-1},$$

where

$$\begin{cases} \alpha &= 1 - \frac{4}{\kappa} \\ \beta &= \frac{8}{\kappa} - 1 \end{cases}$$

For  $\kappa = 4$ ,  $F(w) = \log(w)$  is a solution.

## 4 Privileged geometries

In this section we attempt to identify the holomorphic map  $F$  depending on the value of the  $\kappa$  parameter.

- **Case  $4 < \kappa < 8$**

Using the Schwarz-Christoffel formula [Ahl79], one can identify  $F$  as the conformal equivalence of  $(\mathbb{H}, 0, 1, \infty)$  onto an isocèle triangle  $(T_\kappa, a, b, c)$  with angles  $\hat{a} = \hat{c} = \alpha\pi = (1 - \frac{4}{\kappa})\pi$  and  $\hat{b} = \beta\pi = (\frac{8}{\kappa} - 1)\pi$ . Special triangles turn out to correspond to special values of  $\kappa$ . Thus, for  $\kappa = 6$ , one gets an equilateral triangle, as was foreseeable from Smirnov's work ([Smi01]). For  $\kappa = \frac{16}{3}$ , a value conjectured to correspond to FK percolation with  $q = 2$  and to the Ising model, one gets an isorectangle triangle.

Since  $F(\mathbb{H})$  is bounded, the local martingales  $F(\tilde{g}_{t \wedge \tau_1}(z))$  are bounded (complex-valued) martingales, so that one can apply the optional stopping theorem. We therefore study what happens at the stopping time  $\tau_{1,z} = \tau_1 \wedge \tau_z$ . There are three possible cases, each

having positive probability:  $\tau_1 < \tau_z$ ,  $\tau_1 = \tau_z$  and  $\tau_1 > \tau_z$ . Clearly,  $\lim_{t \nearrow \tau_z} (g_t(z) - W_t) = 0$ , and on the other hand  $(g_t(z) - W_t)$  is bounded away from zero if  $t$  stays bounded away from  $\tau_z$ . This settles the two cases  $\tau_1 < \tau_z$  and  $\tau_1 > \tau_z$ . Indeed, recall that

$$\tilde{g}_t(z) = \frac{g_t(z) - W_t}{g_t(1) - W_t}$$

So, as  $t \nearrow \tau_{1,z}$ ,  $\tilde{g}_t(z) \rightarrow \infty$  if  $\tau_1 < \tau_z$  and  $\tilde{g}_t(z) \rightarrow 0$  if  $\tau_z < \tau_1$ . In the case  $\tau_1 = \tau_z = \tau$ , the points 1 and  $z$  are disconnected at the same moment, with  $\gamma_\tau \in \partial\mathbb{H}$ . As  $t \nearrow \tau$ , the harmonic measure of  $(0, \infty)$  seen from  $z$  tends to 0; indeed, to reach  $(0, \infty)$ , a Brownian motion starting from  $z$  has to go through the straits  $[\gamma_t, \gamma_\tau]$  the width of which tends to zero. At the same time, the harmonic measures of  $(0, 1)$  and  $(1, \infty)$  seen from  $z$  stay bounded away from 0. This implies that  $g_t(z)$  tends to 1, as is easily seen by mapping  $\mathbb{H}$  to plane slits.

Now one can apply the optional stopping theorem to the martingales  $F(\tilde{g}_{t \wedge \tau_{1,z}}(z))$ . The mapping  $F$  has a continuous extension to  $\overline{\mathbb{H}}$ , hence:

$$F(z) = F(0)\mathbb{P}(\tau_z < \tau_1) + F(1)\mathbb{P}(\tau_z = \tau_1) + F(\infty)\mathbb{P}(\tau_z > \tau_1)$$

Thus:

**Proposition 1.**

*The barycentric coordinates of  $w = F(z)$  in the triangle  $T_\kappa$  are the probabilities of the events  $\tau_z < \tau_1$ ,  $\tau_z = \tau_1$ ,  $\tau_z > \tau_1$ .*

Define  $T^0 = \{w \in T_\kappa : \tau_z < \tau_1\}$ ,  $T^1 = \{w \in T_\kappa : \tau_z = \tau_1\}$ ,  $T^\infty = \{w \in T_\kappa : \tau_z > \tau_1\}$ , which is a random partition of  $T_\kappa$ . These three sets are a.s. borelian; indeed,  $T^\infty = F(\mathbb{H} \setminus K_{\tau_1})$  is a.s. open, and  $T^0 = \bigcup_{t < \tau_1} K_t$  is a.s. a  $F_\sigma$  borelian. The integral of the above formula with respect to the Lebesgue measure on  $T_\kappa$  yields:

**Corollary 1.**

*The following relation holds:*

$$\mathbb{E}(\mathcal{A}(T^0)) = \mathbb{E}(\mathcal{A}(T^1)) = \mathbb{E}(\mathcal{A}(T^\infty)) = \frac{\mathcal{A}(T_\kappa)}{3}$$

where  $\mathcal{A}$  designates the area.

Another easy consequence is a Cardy's formula for SLE.

**Corollary 2 (Cardy's Formula).**

*Let  $\gamma$  be the trace of a chordal  $SLE_\kappa$  going from  $a$  to  $c$  in the isocèle triangle  $T_\kappa$ ,  $4 < \kappa < 8$ . Let  $\tau$  be the first time  $\gamma$  hits  $(b, c)$ . Then  $\gamma_\tau$  has uniform distribution on  $(b, c)$ .*

One can translate this result on the usual half-plane setup.

**Corollary 3.** *Let  $\gamma$  be the trace of a chordal  $SLE_\kappa$  going from 0 to  $\infty$  in the half-plane, and  $\gamma_{\tau_1}$  be the first hit of the half-line  $[1, \infty)$  by  $\gamma$ . Then, if  $4 < \kappa < 8$ , the law of  $1/\gamma_{\tau_1}$  is that of the beta distribution  $B(1 - \frac{4}{\kappa}, \frac{8}{\kappa} - 1)$ .*

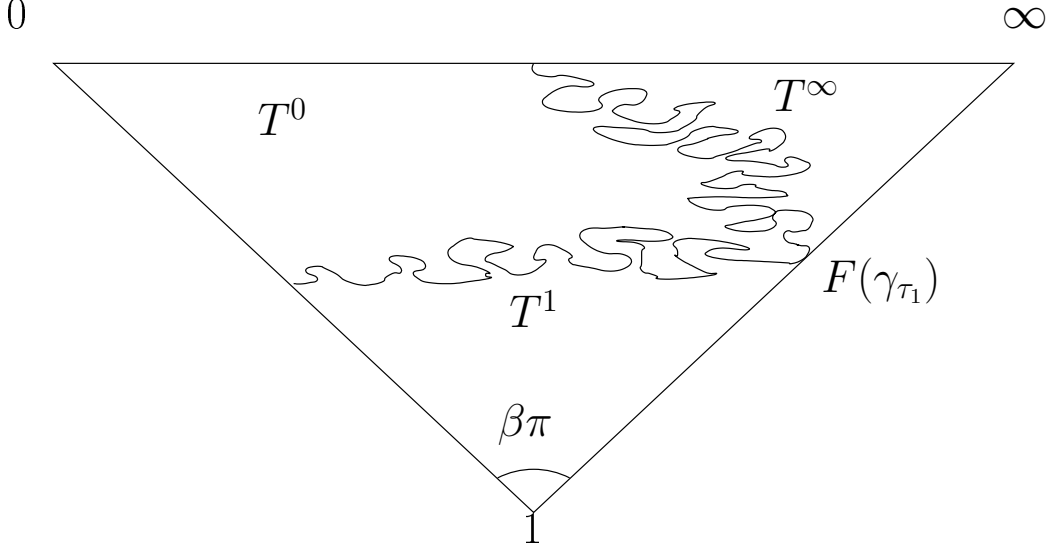


Figure 1: The random partition

It is easy to see that, the law of  $\gamma_{\tau_1}$  converges weakly to  $\delta_1$  when  $\kappa \nearrow 8$ . This is not surprising as for  $\kappa \geq 8$ , the SLE trace  $\gamma$  is a.s. a Peano curve, and  $\gamma_{\tau_1} = 1$  a.s.

- **Case  $\kappa = 4$**

In this case,  $F(w) = \log(w)$  is a solution. One can choose a determination of the logarithm such that  $\Im(\log(\mathbb{H})) = (0, \pi)$ . Then  $\Im(\log(\tilde{g}_t(z))) = \arg(\tilde{g}_t(z))$  is a bounded local martingale. Let  $\mathbb{H}_r$  (resp.  $\mathbb{H}_l$ ) be the points in  $\mathbb{H}$  left on the right (resp. on the left) by the SLE trace (a precise definition is to be found in [Sch01]). If  $z \in \mathbb{H}_l$ , the harmonic measure of  $(\gamma_t, 1] \cup [1, \infty)$  seen from  $z$  in  $\mathbb{H} \setminus \gamma_{[0;t]}$  tends to 0 as  $t \rightarrow \infty = \tau_z$ . This implies that the argument of  $\tilde{g}_t(z)$  tends to 0. For  $z \in \mathbb{H}_r$ , an argument similar to the case  $4 < \kappa < 8$  shows that  $\tilde{g}_t(z) \rightarrow 1$ . Hence, applying the optional stopping theorem to the bounded martingale  $\arg(\tilde{g}_t(z))$ , one gets:

$$\arg(z) = 0 \times \mathbb{P}(z \in \mathbb{H}_r) + \pi \mathbb{P}(z \in \mathbb{H}_l)$$

or  $\mathbb{P}(z \in \mathbb{H}_l) = \arg(z)/\pi$ , in accordance with [Sch01].

- **Case  $\kappa = 8$**

Let  $F(z) = \int w^{-\frac{1}{2}}(w-1)^{-1}dw$ ;  $F$  maps  $(\mathbb{H}, 0, 1, \infty)$  onto a half-slit  $(D, a, \infty, b)$ . One may choose  $F$  so that  $F(\mathbb{H}) = \{z : 0 < \Re z < 1, \Im z > 0\}$ . Then  $F(\infty) = 0$ ,  $F(0) = 1$ . Moreover,  $\Re F(\tilde{g}_t(z))$  is a bounded martingale. In the case  $\kappa \geq 8$ , it is known that  $\tau_1 < \infty$ ,  $\tau_z < \infty$ , and  $\tau_1 \neq \tau_z$  a.s. if  $z \neq 1$  (see [RohSch01]). Hence, if  $\tau = \tau_1 \wedge \tau_z$ ,  $\tilde{g}_\tau(z)$  equals 0 or  $\infty$ , depending on whether  $\tau_z < \tau_1$  or  $\tau_z > \tau_1$ . Applying the optional stopping theorem to the bounded martingale  $\Re F(\tilde{g}_t(z))$ , one gets:

$$\mathbb{P}(\tau_z < \tau_1) = \Re F(z)$$




Figure 2:  $F(\mathbb{H})$ , case  $\kappa = 4$ : slit

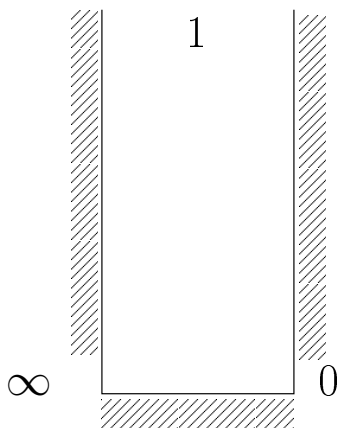


Figure 3:  $F(\mathbb{H})$ , case  $\kappa = 8$ : half-slit

- **Case  $\kappa > 8$**

In this case, one can choose  $F$  so that it maps  $(\mathbb{H}, 0, 1, \infty)$  onto  $(D, 1, \infty, 0)$  where

$$D = \left\{ z : \Re z > 0, 0 < \arg(z) < \left(1 - \frac{4}{\kappa}\right)\pi, \frac{4}{\kappa}\pi < \arg(z - 1) < \pi \right\}$$

Then  $F(\mathbb{H})$  is not bounded in any direction, preventing us from using the optional stopping theorem.

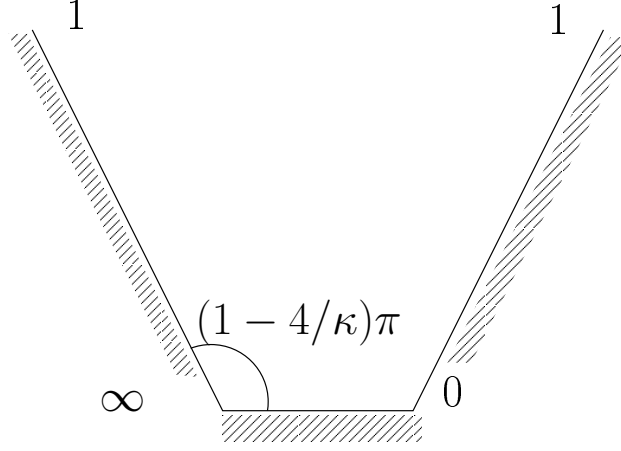


Figure 4:  $F(\mathbb{H})$ , case  $\kappa > 8$

- **Case  $\kappa < 4$**

If  $\kappa \geq 8/3$ , one can choose  $F$  so that it maps  $(\mathbb{H}, 0, 1, \infty)$  onto  $(D, \infty, 0, \infty)$ , where

$$D = \left\{ z : \Re z < 1, -\left(\frac{4}{\kappa} - 1\right)\pi < \arg(z) < \frac{4}{\kappa}\pi \right\}$$

For  $\kappa = 8/3$ , one gets a slit half-plane. For  $\kappa < 8/3$ , the map  $F$  ceases to be schlicht.

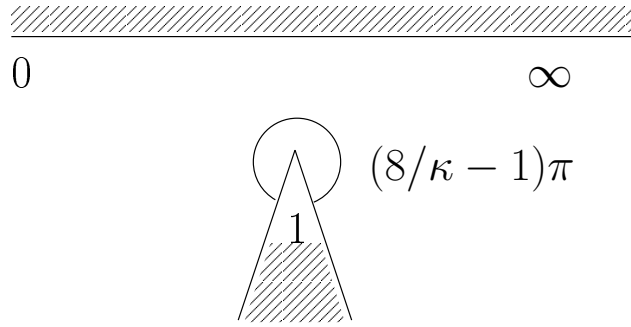


Figure 5:  $F(\mathbb{H})$ , case  $\frac{8}{3} \leq \kappa \leq 4$



## 5 Radial SLE

Let  $D$  be the unit disc. Radial SLE in  $D$  starting from 1 is defined by  $g_0(z) = z$ ,  $z \in D$  and the ODEs:

$$\partial_t g_t(z) = -g_t(z) \frac{g_t(z) - \xi(t)}{g_t(z) + \xi(t)} dt$$

where  $\xi(t) = \exp(iW_t)$  and  $W_t/\sqrt{\kappa}$  is a real standard Brownian motion. The hulls  $(K_t)$  and the trace  $(\gamma_t)$  are defined like in the chordal case ([RohSch01]). Define  $\tilde{g}_t(z) = g_t(z)\xi_t^{-1}$ , so that  $\tilde{g}_t(0) = 0$ ,  $\tilde{g}(\gamma_t) = 1$ , where  $(\gamma_t)$  is the SLE trace. One may compute:

$$d\tilde{g}_t(z) = -\tilde{g}_t(z) \frac{\tilde{g}_t(z) + 1}{\tilde{g}_t(z) - 1} dt + \tilde{g}_t(z) (idW_t - \frac{1}{2}\kappa dt)$$

The above SDE is autonomous. As before, one looks for holomorphic functions  $F$  such that  $(F(\tilde{g}_t(z)))_{t \geq 0}$  be local martingales. A sufficient condition is :

$$F'(z) \left( -z \frac{z+1}{z-1} - \frac{\kappa}{2} z \right) - \frac{\kappa}{2} F''(z) z^2 = 0$$

i.e.,

$$\frac{F''(z)}{F'(z)} = \left( \frac{2}{\kappa} - 1 \right) \frac{1}{z} - \frac{4}{\kappa} \frac{1}{z-1}.$$

Meromorphic solutions of this equation defined on  $D$  exist for  $\kappa = 2/n$ ,  $n \in \mathbb{N}^*$ . For  $\kappa = 2$ ,  $F(z) = (z-1)^{-1}$  is an (unbounded) solution.

## 6 Related conjectures

In this section we formulate various conjectures pertaining to continuous limits of discrete critical models using the privileged geometries for SLE described above.

### 6.1 FK percolation in isosceles triangles

For a survey of FK percolation, also called random-cluster model, see [Gri97]. We build on a conjecture stated in [RohSch01] (Conjecture 9.7), according to which the discrete exploration process for critical FK percolation with parameter  $q$  converges weakly to the trace of  $SLE_\kappa$  for  $q \in (0, 4)$ , where the following relation holds:

$$\kappa = \frac{4\pi}{\cos^{-1}(-\sqrt{q}/2)}$$

Then the associated isosceles triangle  $T_\kappa$  has angles  $\hat{a} = \hat{c} = \cos^{-1}(\sqrt{q}/2)$ ,  $\hat{b} = \pi - 2\hat{a}$ . Let  $\Gamma_n$  be a discrete approximation of the triangle  $T_\kappa$  on the square lattice with mesh  $\frac{1}{n}$ ; all vertices on the edges  $(a, b]$  and  $[b, c)$  are identified. Let  $\Gamma_n^\dagger$  be the dual graph. The discrete exploration process  $\beta$  runs between the opened connected component of  $(a, b] \cup [b, c)$  in  $\Gamma_n$  and the closed connected component of  $(a, c)$  in  $\Gamma_n^\dagger$ .

**Conjecture 1.** *Cardy's Formula*

Let  $\tau$  be the first time  $\beta$  hits  $(b, c)$ . Then, as  $n$  tends to infinity (i.e. as the mesh tends to zero), the law of  $\beta_\tau$  converges weakly towards the uniform law on  $(b, c)$ .

Kenyon [Ken02] has proposed a FK percolation model for any isoradial lattice, in particular for any rectangular lattice. Let  $\kappa$ ,  $q$  and  $\alpha$  be as above, i.e.  $4 < \kappa < 8$ ,  $\frac{4\pi}{\kappa} = \cos^{-1}(-\sqrt{q}/2)$  and  $\alpha = 1 - \frac{4}{\kappa}$ . Consider the rectangular lattice  $\mathbb{Z} \cos \alpha\pi + \mathbb{Z} \sin \alpha\pi$ . Then isosceles triangles homothetic to  $T_\kappa$  naturally fit in the lattice (see figure 6). Let  $\Gamma = (E, V)$  be the finite graph resulting from the restriction of the lattice to a (large)  $T_\kappa$  triangle, with appropriate boundary conditions. A configuration  $\omega \in \{0, 1\}^E$  of open edges has probability:

$$p_\Gamma(\omega) \propto q^{k(\omega)} \nu_h^{e_h(\omega)} \nu_v^{e_v(\omega)}$$

where  $k(\omega)$  is the number of connected components in the configuration, and  $e_h$  (resp.  $e_v$ ) is the number of open horizontal (resp. vertical) edges. The weights  $\nu_h$ ,  $\nu_v$  are given by the formulas:

$$\nu_v = \sqrt{q} \frac{\sin(2\alpha^2\pi)}{\sin(\alpha(1-2\alpha)\pi)}$$

$$\nu_h = \frac{q}{\nu_v}$$

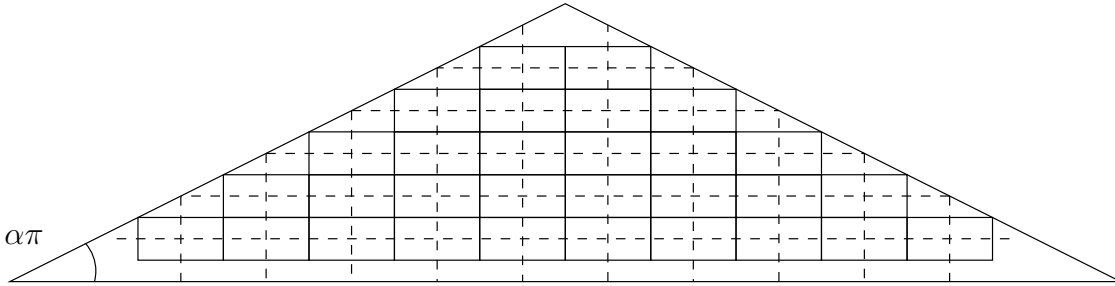


Figure 6: Rectangle lattice, dual graph and associated isosceles triangle

For this model, one may conjecture Cardy's formula as stated above. Note that for  $q = 2$ ,  $\kappa = \frac{16}{3}$ , one retrieves the usual critical FK percolation on the square lattice.

Let us now focus on the integral values of the  $q$  parameter. It is known that for these values there exists a stochastic coupling between FK percolation and the Potts model (with parameter  $q$ ) (see [Gri97]).

- $q = 1$

In this case FK percolation is simply percolation,  $\kappa = 6$ , and the privileged geometry is the equilateral triangle. This corresponds to Carleson's observation on Cardy's formula.

- $q = 2$

Here  $\kappa = \frac{16}{3}$ , and  $T_\kappa$  is an isorectangle triangle. As there is a stochastic coupling between FK percolation with parameter  $q = 2$  and the Ising model (Potts model with  $q = 2$ ), this

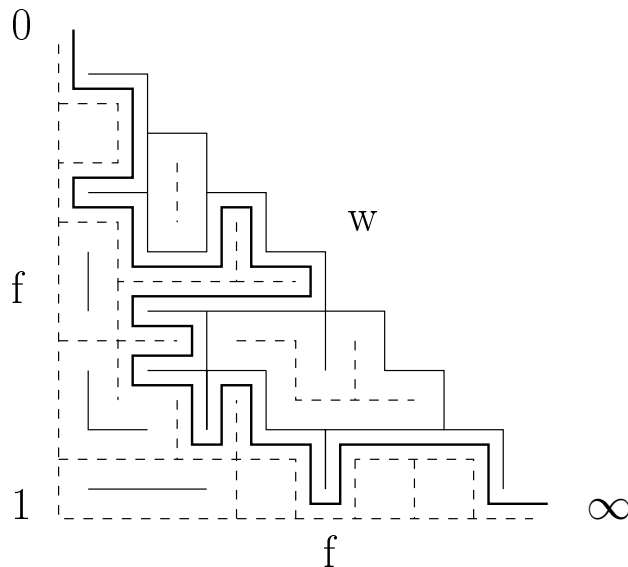


Figure 7: Discrete exploration process for FK percolation ( $q = 2$ ,  $\kappa = \frac{16}{3}$ )

may suggest that the isorectangle setup is convenient for the Ising model. We turn to the triangular lattice, which is self-dual for site models. The problem is, isorectangle triangles do not fit nicely in the triangular lattice. Here, one sets the boundary conditions at  $-$  on the two equal sides of a large, approximately isorectangle triangle and  $+$  on the other side. The discrete exploration process is the interface between the  $-$  connected component of the two equal sides and the  $+$  connected component of the remaining side. As before, one may conjecture a Cardy's formula in relation with this exploration process.

- $q = 3$

The corresponding geometry is the isosceles triangle  $T_{\frac{24}{5}}$ , which has angles  $\hat{a} = \hat{c} = \frac{\pi}{6}$ ,  $\hat{b} = \frac{2\pi}{3}$ . The possible relationship with the  $q = 3$  Potts model is not clear, as this model is not naturally associated with an exploration process.

## 6.2 UST in half-slits

It is proved in [LawSchWer02] that the scaling limit of the uniform spanning trees (UST) Peano curve is the  $SLE_8$  chordal path. Let  $R_{n,L}$  be the square lattice  $[0, n] \times [0, nL]$ , with the following boundaries conditions: the two horizontal arcs are wired, and the two vertical ones are free. We consider the uniform spanning tree in  $R_{L,n}$ . Let  $w$  be a point of the half-slit  $\{z : 0 < \Re z < 1, \Im z > 0\}$ , and  $w_n$  an integral approximation of  $nw$ . Let  $a \in [0, n]$  be the unique triple point of the minimal subtree  $T$  containing  $(0, 0)$ ,  $(n, 0)$  and  $w_n$ , and let  $b$  be the other triple point of the minimal subtree containing  $(0, 0)$ ,  $(n, 0)$ ,  $w_n$  and  $(0, nL)$ . One can formulate the following easy consequence of the identification of the scaling limit of the UST:

**Lemma 1.**

The following limits hold:

$$\lim_{n \rightarrow \infty} \lim_{L \rightarrow \infty} \mathbb{P}_{R_{n,L}}(b \text{ belongs to the arc } [0; a] \cup [a, w_n] \text{ in } T) = \Re w$$

$$\lim_{L \rightarrow \infty} \lim_{n \rightarrow \infty} \mathbb{P}_{R_{n,L}}(b \text{ belongs to the arc } [0; a] \cup [a, w_n] \text{ in } T) = \Re w$$

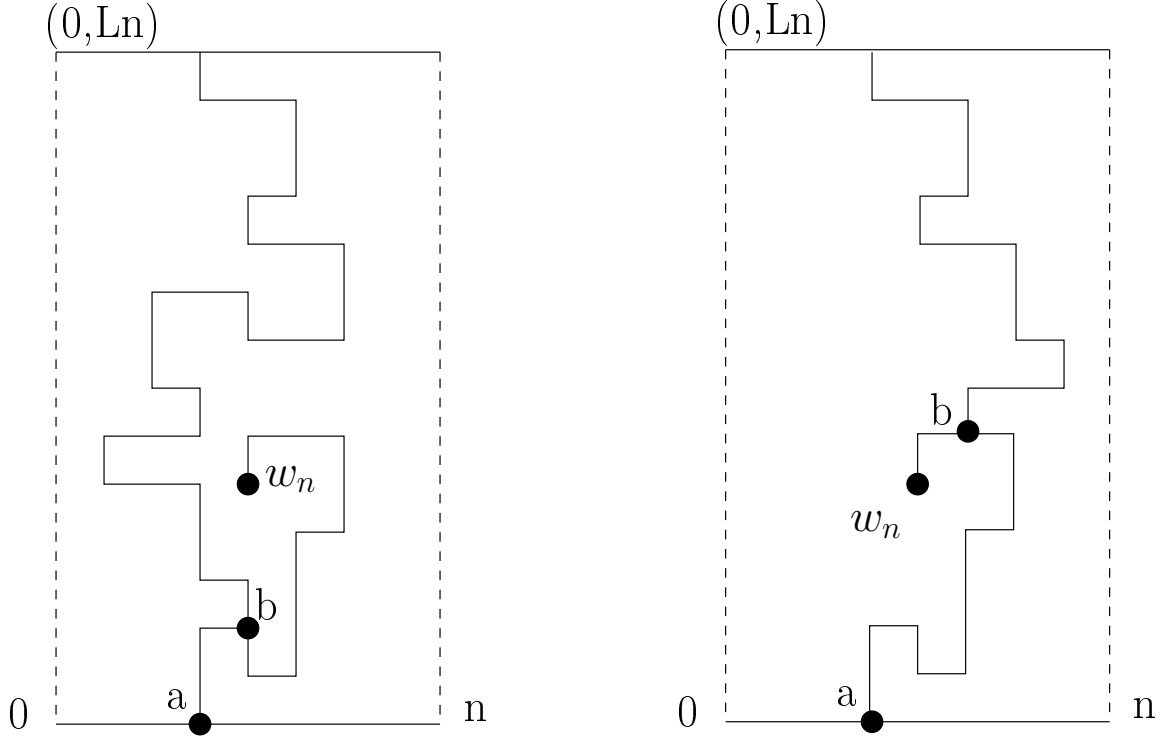


Figure 8: The alternative

In fact, one can prove the lemma without using the continuous limit for UST. Indeed, let  $w_n^\dagger$  be a point on the dual grid standing at distance  $\frac{\sqrt{2}}{2}$  of  $w_n$ . Then, as  $n$  tends to infinity,

$$\begin{aligned} & \mathbb{P}_{R_{n,L}}(b \text{ belongs to the arc } [0; a] \cup [a, w_n] \text{ in } T) \\ & - \mathbb{P}_{R_{n,L}^\dagger}(w_n^\dagger \text{ is connected to the right - hand boundary in the dual tree}) \rightarrow 0 \end{aligned}$$

According to Wilson's algorithm [Wil96], the minimal subtree in the dual tree connecting  $w_n^\dagger$  to the boundary has the law of a loop-erased random walk (LERW) stopped at its first hit of the boundary. The probability of hitting the right-hand boundary or the left-hand boundary for a LERW equals the corresponding probability for a simple random walk. The continuous limit for a simple random walk with these boundary conditions is a Brownian motion reflected on the bottom of the half-slit; as the harmonic measure of the right-hand boundary of the whole slit  $\{0 < \Re z < 1\}$  seen from  $w_n^\dagger$  is  $\Re w + o(1)$ , this proves the lemma.

### 6.3 Double domino tilings in plane strips

The double domino tiling model has been introduced in [RagHenAro97]. It is conjectured that the scaling limit of the path arising in this model is the  $SLE_4$  trace (see [RohSch01], Problem 9.8). Building on Kenyon's work [Ken97, Ken00], we show that the continuous limit of a particular discrete event is compatible with the  $SLE_4$  conjecture.

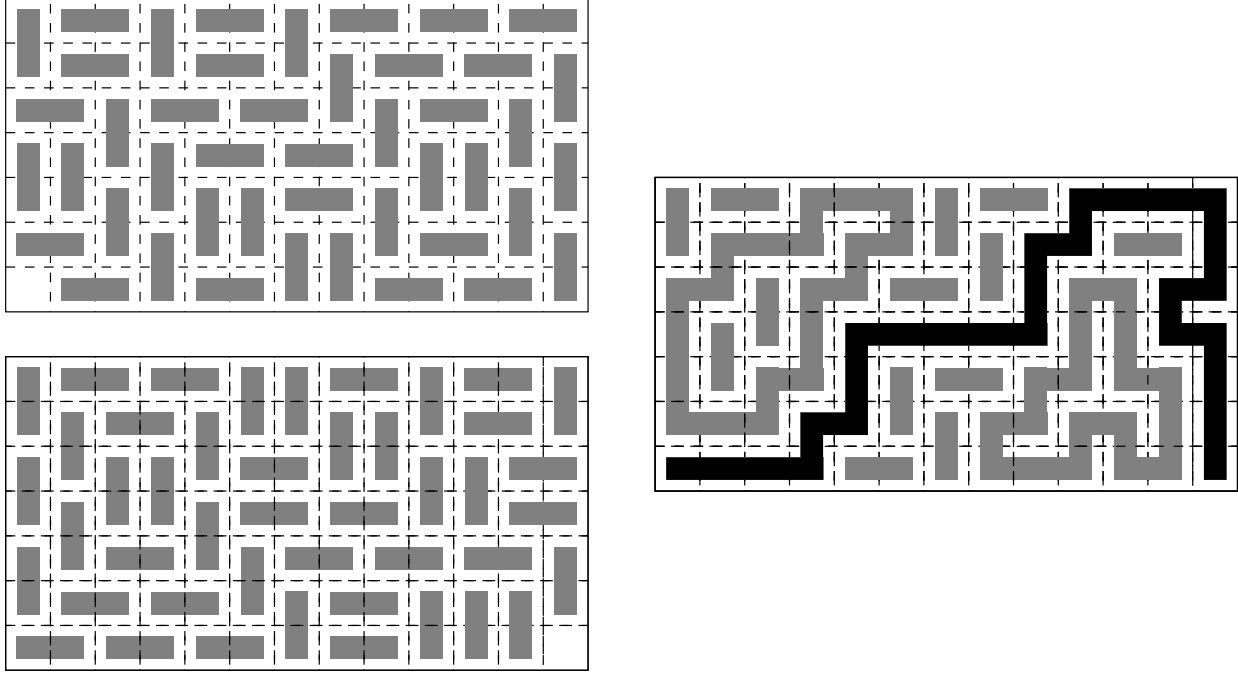


Figure 9: Double domino tilings and associated path

Consider the rectangle  $R_{n,L} = [-nL, nL + 1] \times [0, 2n + 1]$  (it is important that the rectangle has odd length and width). Remove a unit square at the corner  $(-nL, 0)$  or  $(nL + 1, 0)$  to get two Temperleyans polyominoes (for general background on domino tilings, see [Ken00]). Let  $\gamma$  be the random path going from  $(-nL, 0)$  to  $(nL + 1, 0)$ , arising from the superposed uniform domino tilings on the two polyominoes. Let  $w$  be a point of the strip  $\{z/0 < \Im z < 1\}$ , and  $w_n$  an integral approximation of  $2nw$  in  $R_{n,L}$ .

**Proposition 2.**

*The following limit holds:*

$$\lim_{L \rightarrow \infty} \lim_{n \rightarrow \infty} \mathbb{P}_{R_{n,L}}(w_n \text{ lies above } \gamma) = \Im z$$

*Proof.* We use a similar argument to the one exposed in [Ken97], 4.7. Let  $R_1, R_2$  be the two polyominoes, and  $h_1, h_2$  the height functions associated with the two polyominoes (these random integer-valued functions are defined up to a constant). It is easily seen that one may choose  $h_1, h_2$  so that  $h = 0$  on the bottom side, and  $h = 4$  on the three other sides. Let  $x$  be an inner lattice point. Then:

$$\mathbb{E}(h(x)) = 4\mathbb{P}(x \text{ lies above } \gamma)$$

Indeed, condition on the union of the two dominos tilings. This union is constituted with the path  $\gamma$ , doubled dominos and disjoint cycles. Then  $x$  is separated from the bottom side by a certain number of closed cycles, and possibly  $\gamma$ . Conditionally on the union, each closed cycle accounts for  $\pm 4$  with equal probability in  $h(x)$ . Moreover, crossing  $\gamma$  from below increases  $h$  by 4. This yields the formula.

As  $n$  goes to infinity, the average height functions converge to harmonic functions ([Ken00], Theorem 23). Then take the limit as  $L$  goes to infinity to conclude (one may map any finite rectangle  $R_L$  to the whole slit, fixing a given point  $x$ ; the boundary conditions converge to the appropriate conditions, one concludes with Poisson's formula).  $\square$

## References

- [Ahl79] L. Ahlfors, *Complex Analysis*, 3rd edition, McGraw-Hill, 1979
- [Ca92] J.L. Cardy, *Critical percolation in finite geometries*, J. Phys. A, 25, L201-L206, 1992
- [Gri97] G.R. Grimmett, *Percolation and disordered systems*, in *Lectures on Probability Theory and Statistics, Ecole d'été de probabilités de Saint-Flour XXVI*, Lecture Notes in Mathematics 1665, Springer-Verlag, 1997
- [Ken97] R. Kenyon, *Local statistics of lattice dimers*, Ann. Inst. H. Poincaré Probab. Statist., 33, pp 591-618, 1997
- [Ken00] R. Kenyon, *Conformal invariance of domino tiling*, Ann. Probab., 28, no.2, pp 759-795, 2000
- [Ken02] R. Kenyon, *An introduction to the dimer model*, Lecture notes for a short course at the ICTP, 2002
- [Law01] G. Lawler, *An Introduction to the Stochastic Loewner Evolution*, preprint, 2001
- [LawSchWer01] G. Lawler, O. Schramm, W. Werner, *Values of Brownian intersection exponents I: Half-plane exponents*, Acta Math. 187, 237-273, 2001
- [LawSchWer02] G. Lawler, O. Schramm, W. Werner, *Conformal Invariance of planar loop-erased random walks and uniform spanning trees*, preprint, arXiv:math.PR/0112234, 2002
- [PitYor80] J. Pitman, M. Yor, *Bessel Processes and Infinitely divisible laws*, in *Stochastic Integrals*, Lecture Notes in Mathematics 851, Springer Verlag, pp 285-370
- [RagHenAro97] R. Raghavan, C. L. Hensley, S. L. Arouh, *New two-colors dimer models with critical ground states*, J. Statist. Phys., 86(3-4):517-550, 1997
- [RevYor94] D. Revuz, M. Yor, *Continuous martingales and Brownian motion*, 2nd edition, Grundlehren der mathematischen wissenschaften 293, Springer Verlag, 1994
- [RohSch01] S. Rohde, O. Schramm, *Basic Properties of SLE*, arXiv:math.PR/0106036, 2001

- [Sch00] , *Scaling limits of loop-erased random walks and uniform spanning trees*, Israel J. Math., 118, 221-288, 2000
- [Sch01] O. Schramm, *A percolation formula*, arXiv:math.PR/0107096v2, 2001
- [Smi01] S. Smirnov, *Critical percolation in the plane. I. Conformal Invariance and Cardy's formula II. Continuum scaling limit*, in preparation, 2001
- [Wil74] D. Williams, *Path Decomposition and continuity of local time for one-dimensional diffusions, I*, Proc. London Math. Soc., Ser 3, 28, pp 738-768, 1974
- [Wil96] D.B. Wilson, *Generating random tress more quickly than the cover time*, Proceedings of the 28th ACM symposium on the theory of computing, 296-303.

---

Laboratoire de Mathématiques, Bât. 425  
 Université Paris-Sud, F-91405 Orsay cedex, France  
 julien.dubedat@math.u-psud.fr