

ON THE CLASSIFICATION OF TIGHT CONTACT STRUCTURES

PAOLO GHIGGINI AND STEPHAN SCHÖNENBERGER

ABSTRACT. Recently, there have been several breakthroughs in the classification of tight contact structures. We give an outline on how to exploit methods developed by Ko Honda and John Etnyre to obtain classification results for specific examples of small Seifert manifolds.

CONTENTS

1. Introduction	1
2. Basic contact geometry	2
2.1. Legendrian curves and twisting	3
2.2. Convex surface theory	3
2.3. Tight contact structures on basic blocks	11
3. Legendrian (-1) surgery	14
4. Applications	15
4.1. The case $\Sigma(2, 3, 11)$	16
4.2. The case $-\Sigma(2, 3, 11)$	22
5. What we can do, and what we can't do	29
6. Acknowledgement	29
References	30

1. INTRODUCTION

After Eliashberg proved a classification for so-called overtwisted contact structures [4], work concentrated on the classification of tight contact structures, which turned out to be much more subtle and provide interesting relations to the topology of the underlying manifold. See [11] for an introduction to contact geometry and further references.

Until recently, the main tool to show that a contact structure on a manifold is tight is to show it is fillable. A contact structure is holomorphic fillable if it is the oriented boundary of a compact Stein 4-manifold. Gromov and Eliashberg showed that a fillable contact structure is tight [21, 5]. Moreover, fillability is preserved by Legendrian surgery ([33, 6]), thus providing a rich source of tight contact structures. Gompf's extensive study on Legendrian surgery [19] enables one in particular to construct holomorphic fillable contact structures on many Seifert manifolds. Using Legendrian surgery and techniques from Seiberg-Witten-theory, Lisca and Matić [30] proved that for every integer $n > 0$ there exist at least n tight contact structures on the Brieskorn homology spheres with reversed orientation, $-\Sigma(2, 3, 6n - 1) = M(-\frac{1}{2}, \frac{1}{3}, \frac{n}{6n-1})$.

Contact structures induce a singular foliation on embedded surfaces and these are often easier to study than the contact structure itself. Motivated by work of Eliashberg and Gromov [9], Giroux introduced the notion of convex surfaces, i.e. surfaces whose characteristic foliation is cut transversely by a certain multicurve, called the dividing set [15]. This dividing set essentially determines the contact structure in a neighbourhood of the surface and is a convenient tool to study contact structures.

Exploiting this idea, Kanda gave a complete classification of tight contact structures on the 3-torus [27]; see also [16]. This led Honda to study so-called bypasses attached along convex surfaces, which provide a systematic tool for altering the dividing set of a convex surface. By splitting a contact 3-manifold along convex surfaces into simpler pieces and studying the possibilities of tight contact structures, Honda gave a complete classification of tight contact structures on solid tori, toric annuli, Lens spaces in [24], as well as torus bundles over the circle and circle bundles over closed Riemannian surfaces; see [25]. Many of these were independently obtained by Giroux [16, 17, 18], and on some Lens spaces by Etnyre [10].

Subsequently, Lisca proved that the Poincaré homology sphere with reverse orientation $-\Sigma(2, 3, 5)$ (this corresponds to the Seifert manifold $M(-\frac{1}{2}, \frac{1}{3}, \frac{1}{5})$ in the notation below) has no symplectically (weakly) semi-fillable contact structure, thus proving a conjecture of Gompf in [19]. Using the bypass technique in contact topology, Etnyre and Honda finally proved [14] the nonexistence of a tight contact structure on $M(-\frac{1}{2}, \frac{1}{3}, \frac{1}{5})$ thereby providing the first example of a closed 3-manifold which admits no tight contact structure.

Lisca [29] went further and proved (among other things) that the Seifert manifolds $M(-\frac{1}{2}, \frac{1}{3}, \frac{1}{4})$, $M(-\frac{1}{2}, \frac{1}{3}, \frac{1}{3})$ admit no (weakly) semi-symplectically fillable contact structure. From Lisca's examples, Etnyre and Honda proved that on the Seifert manifolds $M(-\frac{1}{2}, \frac{1}{4}, \frac{1}{4})$ and $M(-\frac{2}{3}, \frac{1}{3}, \frac{1}{3})$ there exist tight contact structures without symplectic fillings. These examples belong to the handful of Seifert manifolds which can be defined as torus bundles over the circle; see [3] for fillability results on these manifolds.

Furthermore, the examples above are Seifert manifolds over the sphere S^2 with three singular fibres. On 'larger' Seifert manifolds it is recently proven by Colin [1] that every orientable Seifert manifold over a surface of genus $g \geq 1$ has infinitely many non-isomorphic tight contact structures. Moreover, Colin [2] and [26] proved that every closed irreducible orientable toroidal 3-manifold carries infinitely many contact structures.

Therefore the classification of tight contact structures on Seifert manifolds may provide interesting new insight to the topology of tight contact structures on 3-manifolds. In this work, we will demonstrate on two examples how to apply bypass techniques to obtain upper bounds on the number of tight contact structures on Seifert manifolds over the sphere with three singular fibres. In the examples below, tight contact structures are constructed using Legendrian surgery.

2. BASIC CONTACT GEOMETRY

A positive contact structure on an oriented 3-manifold M is a 2-plane field $\xi = \ker \alpha \subset TM$, defined by a 1-form α satisfying $\alpha \wedge d\alpha > 0$. According to this definition, ξ is co-oriented by α and oriented by $d\alpha$ such that the orientation on M coincides with the orientation defined by $\alpha \wedge d\alpha$.

2.1. Legendrian curves and twisting. A curve γ in a contact manifold (M, ξ) everywhere tangent to ξ is called *Legendrian*. Throughout this paper, we assume curves to be closed, and we will refer to ‘arcs’ otherwise. Recall that every diffeomorphism between Legendrian curves extends to a contactomorphism of their neighbourhoods. A Legendrian curve γ in a contact manifold (M, ξ) is endowed with a natural framing defined by a vector field along γ transverse to ξ , called the *contact framing*. The *twisting number* $\mathfrak{t}(\gamma, \mathcal{F})$ is defined as the number of right 2π twists of the contact framing with respect to a preassigned framing \mathcal{F} of γ . In case γ is a Legendrian boundary component of an oriented surface S , let \mathcal{F}_S denote the framing of γ defined by S . In this case we will write $\mathfrak{t}(\gamma) := \mathfrak{t}(\gamma, \mathcal{F}_S)$. When γ is null-homologous and S is a Seifert surface for γ , the twisting number is called *Thurston-Bennequin invariant* and denoted by $\mathfrak{tb}(\gamma)$.

We have another classical invariant for Legendrian unknots, the *rotation number* \mathfrak{r} : If γ is the Legendrian boundary of a Seifert surface S , we define $\mathfrak{r}(\gamma)$ as the number of revolution of its tangent $\dot{\gamma}$ with respect to a trivialization of $\xi|_S$. Note that, for any relative homology class $\beta \in H_2(M, \gamma)$ and $S \in \beta$ a representing surface, the rotation number of γ is independent of the choice of a trivialization but depends on β , and reversing the orientation of γ reverses the sign of \mathfrak{r} .

We refer the reader to [11] for a detailed discussion of the following

Proposition 1 (Bennequin’s Inequality). *If γ is a Legendrian knot in a tight contact manifold (M, ξ) and S a Seifert surface for γ with Euler characteristic $\chi(S)$, then*

$$\mathfrak{tb}(\gamma) + |\mathfrak{r}(\gamma)| \leq -\chi(S).$$

2.2. Convex surface theory. Assume S is a compact oriented surface embedded in a contact manifold (M, ξ) . The line field $l_x = \xi_x \cap T_x S$, $x \in S$, integrates to a singular foliation S_ξ of S called *characteristic foliation*. Recall that the singularities of S_ξ are exactly the points in S where the contact plane is tangent to S . The characteristic foliation determines the contact structure in a tubular neighbourhood and one has a certain freedom to alter the characteristic foliation by perturbing the surface; see [11]. Generically, the amount of information needed to locally determine the contact structure can be reduced to a collection of curves on the surface S .

A properly embedded orientable surface S in a contact manifold (M, ξ) is called *convex*, if there exists a collection of curves Γ on S satisfying the following conditions:

- (1) $S \setminus \Gamma = S^+ \sqcup S^-$
- (2) Γ is transverse to the characteristic foliation S_ξ of S
- (3) There exists a vector field v and a volume form θ on S such that the characteristic foliation is directed by v , the flow of v expands θ on S^+ , contracts θ on S^- and v points transversely out of S^+ .

Recall that the existence of *dividing curves* Γ is equivalent to the existence of a contact vector field v transverse to the surface S , determining the contact structure in a neighbourhood of the surface up to admissible isotopy, i.e. an isotopy $\phi : S \times [0, 1] \rightarrow M$ such that $\phi(S \times \{t\})$ is transverse to v for all $t \in [0, 1]$.

In [15], Giroux proved that every closed surface can be perturbed by a C^∞ -small isotopy to be convex. More generally, a compact surface with Legendrian boundary can be perturbed to be convex provided the twisting number of each boundary component is not

positive. Moreover, the twisting number of a boundary component ∂S of a convex surface S determines the dividing set in a tubular neighbourhood of ∂S . This follows from a relative version of Gray's Theorem in dimension three; see Theorem 3.7 in [11]. We describe a standard tubular neighbourhood of a Legendrian boundary component γ as follows: After perturbing S we find a neighbourhood N of a boundary component $\gamma \subset \partial S$ so that a collar neighbourhood $A = N \cap S$ of γ in S has the form $A = S^1 \times [0, 1] = (\mathbb{R}/\mathbb{Z}) \times [0, 1]$ with coordinates (x, y) where $\gamma = S^1 \times \{0\}$. In a neighbourhood $A \times [-1, 1]$ of A with coordinates (x, y, z) the contact 1-form is defined by $\alpha = \sin(2\pi nx)dy + \cos(2\pi nx)dz$ for $n = |t(\gamma)| \in \mathbb{Z}^+$. Note that on this annulus the characteristic foliation consists of circles parallel to γ , called *Legendrian rulings* and the dividing set consists of arcs transverse to the boundary, leading from one boundary component to another. Between two dividing arcs lies an arc of singularities, which we call *Legendrian divides*; see Fig. 1. If $t(\gamma) = 0$

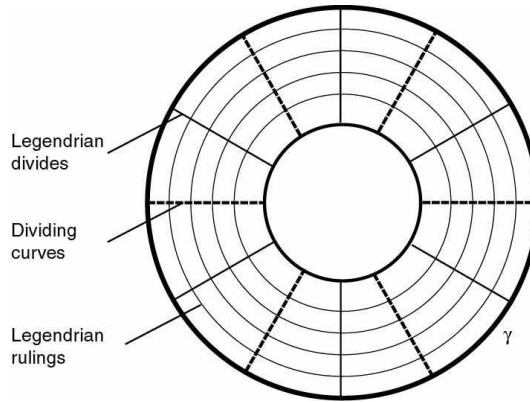


FIGURE 1. Convex collar neighbourhood of a Legendrian boundary component with negative twisting.

then the contact structure is defined by $\alpha = dz - ydx$. In particular the twisting number of γ is related to the number of intersections of the dividing set Γ with γ .

Proposition 2. *Suppose S is a convex surface with Legendrian boundary in a contact manifold (M, ξ) and $\gamma \in \partial S$ is a boundary component of S . Then*

$$(1) \quad \mathfrak{t}(\gamma) = -\frac{1}{2}\#(\gamma \cap \Gamma),$$

where $\#(\gamma \cap \Gamma)$ denotes the cardinality of the intersection $\gamma \cap \Gamma$. Moreover, if γ is null-homologous and S a Seifert surface, then

$$(2) \quad \mathfrak{r}(\gamma) = \chi(S^+) - \chi(S^-),$$

where S^\pm is as in the definition of dividing set and $\chi(S^\pm)$ denotes the Euler characteristic.

If γ is a Legendrian curve contained in a convex surface S , i.e. not necessarily a boundary component, γ can be made to have a standard collar neighbourhood as depicted in Fig. 1 (where γ is a ruling curve in the interior); see [27]. Formula (1) is also valid in this case.

Giroux pointed out that for convex surfaces, the dividing set, not the particular characteristic foliation, essentially determines the contact structure in a neighbourhood. Namely:

Theorem 3 (Giroux’s Flexibility Theorem, [15]). *Consider a surface S , closed or compact with Legendrian boundary, in a contact manifold (M, ξ) . Assume Γ is a dividing set for the characteristic foliation S_ξ and \mathcal{F} is another singular foliation on S divided by Γ . Then there is an isotopy $\phi : S \times [0, 1] \rightarrow M$ of S such that $\phi_0 = \text{id}$, $(\phi_1(S))_\xi = \phi_1(\mathcal{F})$, $(\phi_t(S))_\xi$ is divided by Γ for all $t \in [0, 1]$ and Γ is fixed.*

On the other hand, on a convex surface in a tight contact manifold, two dividing sets of a characteristic foliation are isotopic. We will then, by slightly abusing language, refer to Γ as ‘the’ dividing set.

As a consequence of Giroux’s Flexibility Theorem, one can realize curves or arcs in a convex surface to be Legendrian:

Theorem 4 (Legendrian Realization). *Consider a collection of disjoint properly embedded closed curves and arcs C on a convex surface S , which satisfies the following properties:*

- (i) C is transverse to the dividing set Γ of S and every arc in C begins and ends on Γ ,
- (ii) every component of $S \setminus (\Gamma \cup C)$ has a boundary component which intersects Γ ,

then there exists an isotopy $\phi : S \times [0, 1] \rightarrow M$ such that $\phi_0 = \text{id}$, $\phi_t(S)$ are all convex, $\phi_1(\Gamma) = \Gamma$ and $\phi_1(C)$ is Legendrian.

In a tight contact structure, the possibilities of dividing sets is rather restricted. Namely:

Theorem 5 (Giroux’s criterion). *A convex surface (closed or compact with Legendrian boundary) S other than the sphere S^2 has a tight neighbourhood if and only if no component of $S \setminus \Gamma_S$ bounds a disc. A convex sphere S^2 has a tight neighbourhood if and only if $\#\Gamma_{S^2} = 1$, i.e. if there exists exactly one dividing curve.*

2.2.1. *Edge-rounding.* Next, we describe how to smooth out two convex surfaces intersecting transversally along a common Legendrian curve with a negative twisting number and moreover, to relate the dividing set of the two surfaces to the dividing set on the smoothed surface.

Proposition 6 (Edge-Rounding Lemma, [24]). *Assume S_1 and S_2 are convex surfaces, with convex collar boundary, intersecting transversely inside a contact manifold (M, ξ) along a common Legendrian boundary curve γ with negative twisting number. Suppose that S_1 and S_2 are oriented such that smoothing the edge yields an oriented surface S' . Then the edge may be smoothed so that the dividing set of S' is obtained from the dividing sets on S_1 and S_2 , the dividing curves connect such that positive (negative) regions S_1^\pm of S_1 connect to positive (negative) regions S_2^\pm of S_2 .*

Proof. After possibly a small perturbation of a neighbourhood N of γ in M , we can consider the following situation: Let $\mathbb{R}^2 \times (\mathbb{R}/\mathbb{Z})$ with coordinates (x, y, z) , and contact 1-form $\alpha = \sin(2\pi nz)dx + \cos(2\pi nz)dy$ for some $n \in \mathbb{Z}^{>0}$. Locally, a neighbourhood of γ is contactomorphic to $N_\varepsilon = \{x^2 + y^2 \leq \varepsilon\}$ and γ is given by $x = y = 0$. The convex surfaces become $S_1 \cap N_\varepsilon = \{x = 0, 0 \leq y < \varepsilon\}$ and $S_2 \cap N_\varepsilon = \{y = 0, 0 \leq x < \varepsilon\}$ oriented by ∂_x and ∂_y respectively. The transverse vector field for $\{(x - \delta)^2 + (y - \delta)^2 = \delta^2\} \cap N_\delta$, $0 < \delta < \varepsilon$, is the inward-pointing radial vector $-\partial_r$ for the circle $\{(x - \delta)^2 + (y - \delta)^2 = \delta^2\}$. Take $S' = (S_1 \cup S_2 \setminus N_\delta) \cup \{(x - \delta)^2 + (y - \delta)^2 = \delta^2\} \cap N_\delta$, the dividing curve $z = \frac{k}{2n}$ on

S_1 then connects to the dividing curve $z = \frac{k}{2n} - \frac{1}{4n}$ on S_2 , for $k = 0, \dots, 2n - 1$; see Fig. 2. \square

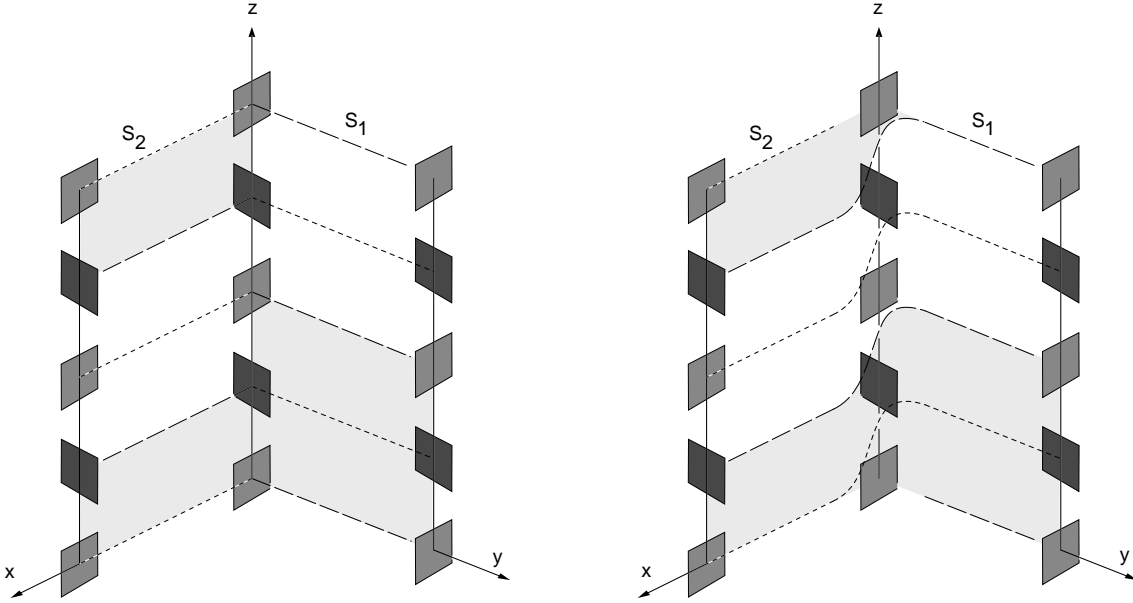


FIGURE 2. Rounding edges. (Shaded regions are positive, dashed lines are dividing curves and Legendrian rulings are dotted.)

2.2.2. *Bypasses and alteration of the dividing set.* By perturbing a surface, one can alter the characteristic foliation to assume certain normal forms. On convex surfaces, we want to alter directly the dividing set. A crucial tool for this is the use of *bypasses*, first exploited by Honda (see e.g. [24, 25]) with precursors in [27].

Definition 7. Assume $S \in M$ is a convex surface. A *bypass* for S is an oriented embedded disc D whose Legendrian boundary satisfies the following:

- (1) ∂D is the union of two arcs γ_1, γ_2 which intersect at their endpoints.
- (2) D intersects S transversely along γ_1 .
- (3) along γ_1 , there are three elliptic tangencies in the characteristic foliation D_ξ , two of the same sign at the endpoints and one of different sign in the interior of γ_1
- (4) along γ_2 there are at least three tangencies, all have the same sign but alternating indices.
- (5) there are no interior singular points of D_ξ .

See Fig. 3 for an illustration.

Observe that all singular points on ∂D have the same sign except the one elliptic point in the interior of γ_1 . We call this the *sign* of the bypass. The endpoints of γ_1 may be the same elliptic point, in this case we call D a *degenerate* bypass.

We first explain how to find bypasses and then give a discussion regarding how bypasses are used to alter the dividing set of a convex surfaces. We discuss the cases used later in

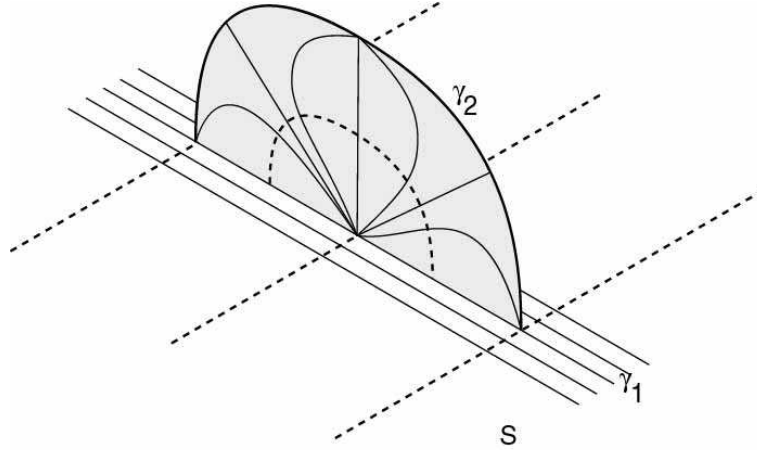


FIGURE 3. A bypass. (Dashed lines are dividing curves on S .)

Section 4, for a more complete discussion including applications, the reader may refer to the literature; see [24, 25, 23, 14, 13, 12].

Assume S is a convex surface with Legendrian boundary. In addition assume that all boundary tangencies are half-elliptic. If $\tau(\gamma) = -n \leq 0$ for $\gamma \subset \partial S$, then the dividing curves intersect γ exactly $2n$ times. Suppose one of these dividing arcs is boundary-parallel, i.e. the arc cuts off a half-disc which has no further intersections with Γ_S . A nearby arc in the complement, parallel to this dividing arc can be made Legendrian using the Realization Principle. After this, the arc bounds a bypass. Thus, we have as a general principle:

Proposition 8. *Assume S a convex surface with one Legendrian boundary component with $\tau < 0$, other than D^2 with $\tau(\partial D^2) = -1$, and γ is a boundary-parallel dividing curve. Then there exists a bypass which contains the half-disc cut off by γ .*

In the sequel, we need bypass existence for two special surfaces: discs and annuli. We therefore consider these special cases as discussed in [24], see Fig. 4 for examples.

Proposition 9. *Assume D^2 is a convex disc with Legendrian boundary lying inside a tight contact manifold and $\tau(\partial D^2) = -n < 0$. Then Γ_{D^2} consists of arcs which begin and end on ∂D^2 . If $\tau(\partial D^2) < -1$, then there exists a bypass along ∂D^2 .*

Proposition 10 (Imbalance Principle). *Assume $A = S^1 \times [0, 1]$ is a convex annulus with Legendrian boundary in a tight contact manifold. If $\tau(S^1 \times \{0\}) < \tau(S^1 \times \{1\}) \leq 0$, then there exists a bypass along $S^1 \times \{0\}$.*

Once we have a bypass for a convex surface, it can be used to manipulate the dividing set. The basic attachment process is described as follows:

Proposition 11 (Bypass attachment). *Assume $Q = [0, 1] \times [0, 1]$ is a convex square in a convex surface with three horizontal dividing arcs in Fig. 5 (a). If there exists a bypass D along a vertical Legendrian curve δ , disjoint from Q , we can isotop Q (fixing the boundary) by pushing Q across D such that the characteristic foliation has a dividing set as shown in Fig. 5 (b).*

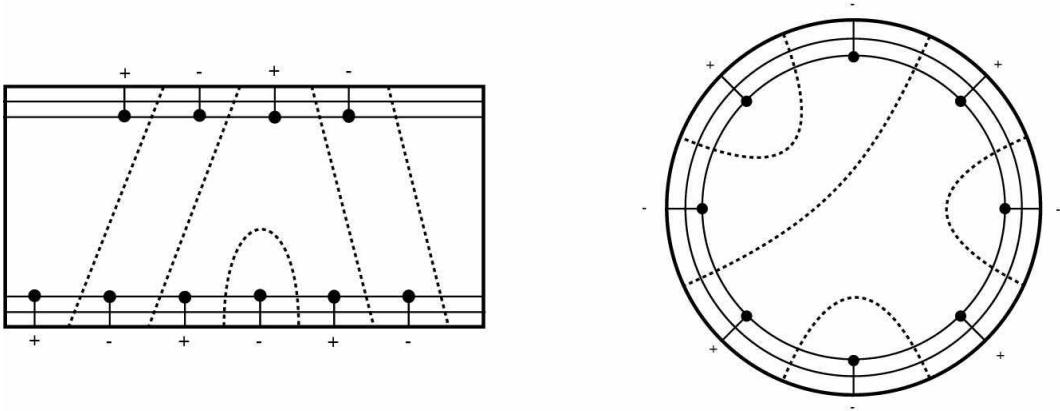


FIGURE 4. A possible constellation of dividing curves on an annulus (left and right edge of the rectangle are identified) and a disc. (Dividing curves are dashed lines, on the right, we have $\text{tb}(\partial D) = -4$)

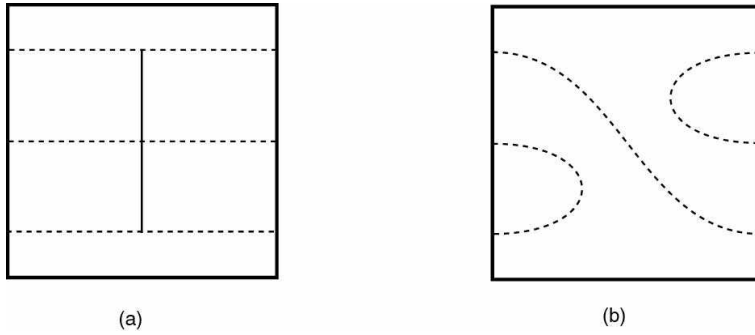


FIGURE 5. Bypass attachment. Dividing curves on Q before (a) and after (b) isotopy. The Legendrian line where the bypass is attached is drawn as thin vertical arc in (a).

Proof. Because Q is convex, we can consider an I -invariant one-sided neighbourhood $Q \times [0, \varepsilon]$, for some $\varepsilon > 0$, such that $Q = Q \times \{\varepsilon\}$. Then, $A' = \delta \times [0, \varepsilon]$ is a rectangle in standard form, (i.e. with horizontal linear characteristic foliation and parallel dividing arcs in $[0, \varepsilon]$ -direction), transverse to Q . Then, $A = A' \cup D$ is convex with piecewise smooth boundary. The endpoints of the arc $\delta = A' \cap D$ are half-elliptic corners. In order to smooth the corners of A , we convert half-elliptic points to full elliptic points. Finally, we apply the Pivot Lemma¹ to smooth the corners; see [24]. Because A is convex, we can take an I -invariant neighbourhood $N(A) = A \times [0, 1]$. The boundary components $A_i = A \times \{i\}$, $i = 0, 1$ are copies of A , i.e. have the same dividing set Γ . Both A_0 and A_1 are oriented as boundary of $N(A)$ and therefore corresponding regions of $A_0 \setminus \Gamma$ and $A_1 \setminus \Gamma$ have different signs. Now, using the Edge-Rounding Lemma 6, we smooth out the four edges of $N(A) \cup Q \times [0, \varepsilon]$ to obtain a surface Q' with dividing set as in Fig. 5 (b), which completes the proof. See Fig. 6 for an illustration. \square

¹ The Pivot Lemma allows to perturb a surface near an elliptic point such that any two transverse trajectories become smooth; see [8].

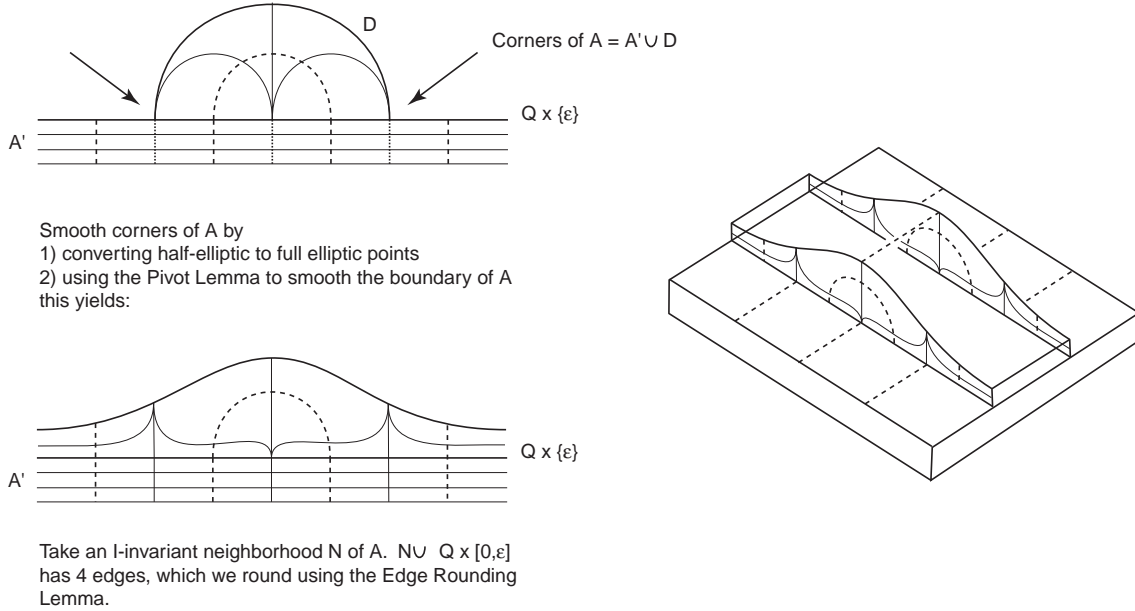


FIGURE 6. Bypass attachment. An illustration of the proof. (Dashed lines are dividing curves.)

In the sequel of this paper, we frequently encounter the situation where a bypass is attached along a torus. We first describe a standard normal form for a convex torus in a contact structure and explain then the consequences of the bypass attachment in this situation. On a convex torus T^2 in a tight contact manifold, we know by Giroux's criterion (Theorem 5) that no dividing curve bounds a disc. Therefore, the dividing set Γ_{T^2} consists of $2n$ homotopic essential parallel dividing curves and the number $n = \frac{1}{2}\#\Gamma_{T^2}$ is called the *torus division number*. Using some identification of T^2 with $\mathbb{R}^2/\mathbb{Z}^2$, the dividing curves have slope s , called the *boundary slope* of the torus. Due to Giroux's Flexibility Theorem 3, we can deform the torus T^2 inside a neighbourhood of $T^2 \subset M$, fixing the dividing set Γ_{T^2} so that the characteristic foliation T_ξ^2 consists of a 1-parameter family of closed curves, called *Legendrian rulings*, of the same slope r , called *ruling slope*. Each component of $T^2 \setminus \Gamma$ contains a line of singular points of slope s , called *Legendrian divide*. A convex torus in this (non-generic) form is said to be in *standard form* (see Fig. 7 for an illustration). An immediate consequence of Giroux's Flexibility Theorem is the following:

Proposition 12 (flexibility of Legendrian rulings, [24]). *Assume T^2 is a convex torus in standard form, and, using coordinates in $\mathbb{R}^2/\mathbb{Z}^2$, has boundary slope s and ruling slope r . Then by a C^0 -small perturbation near the Legendrian divides, we can modify the ruling slope from $r \neq s$ to any other $r' \neq s$ (∞ included).*

If a bypass is attached along some Legendrian ruling on T^2 , we can push the torus across the bypass, using the bypass attachment (Proposition 11), which yields a new torus with different boundary conditions. If the torus division number n of T^2 is greater than two, this will yield a torus with division number $n - 1$. In the case $n = 2$ attaching a bypass does not change the torus division number but the boundary slope of the torus; see [24]. In order to describe how the new boundary conditions are obtained from the old,

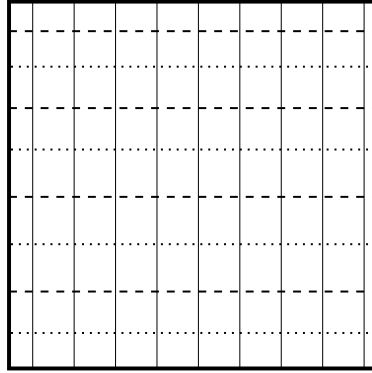


FIGURE 7. A torus T^2 in standard form, in some identification with $\mathbb{R}^2/\mathbb{Z}^2$, (Dividing curves are dashed, Legendrian divides are dotted horizontal and Legendrian rulings are vertical solid lines) i.e. the sides are identified and the bottom and top are identified.

we first recall the Farey tessellation of the hyperbolic disc: Consider the hyperbolic unit disc $\mathbb{H} = \{(x, y) : x^2 + y^2 \leq 1\}$. We label the point $(1, 0)$ as $0 = \frac{0}{1}$, the point $(-1, 0)$ as $\infty = \frac{1}{0}$ and join the two points by an arc. Now label inductively points on $S^1 = \partial\mathbb{H}$ as follows (for $y > 0$): assume we have labeled two points $\infty \geq \frac{p}{q}, \frac{p'}{q'} \geq 0$ (where nominators and denominators are relatively prime). Label the point half way between $\frac{p}{q}$ and $\frac{p'}{q'}$ along the shorter arc S^1 by $\frac{p+p'}{q+q'}$. Connect two points $\frac{p}{q}$ and $\frac{p'}{q'}$ by an arc if the corresponding shortest integral vectors form an integral basis of \mathbb{Z}^2 . See Fig. 8.

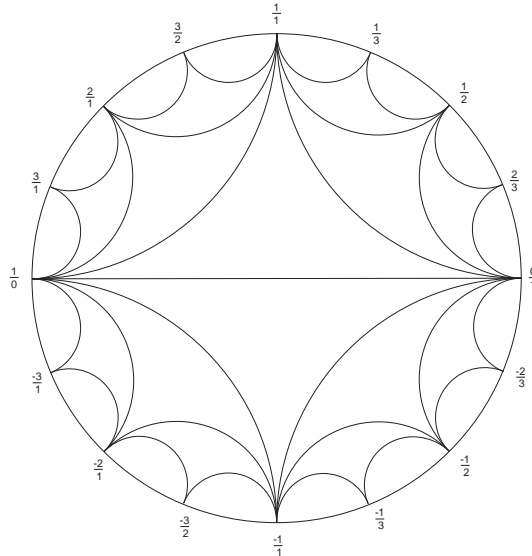


FIGURE 8. The Farey tessellation of the hyperbolic disc.

Theorem 13. [24] *Assume T is a convex torus in standard form with $\#\Gamma = 2$ and boundary slope $s = s(T)$. If a bypass D is attached to T along a Legendrian ruling curve*

of slope $r \neq s$, then the resulting convex torus T' will have $\#\Gamma_{T'} = 2$ and boundary slope s' which is obtained as follows: take the arc $[r, s] \subset \partial\mathbb{H}$ obtained by starting from r and moving counterclockwise until we hit s . On this arc, s' is the point which is closest to r and has an edge from s' to s .

2.3. Tight contact structures on basic blocks. A key principle in the classification of tight contact structures on 3-manifolds is to cut along convex surfaces to obtain simpler pieces on which the classification is known. In this subsection, we review the basic properties of tight contact structures on various simple pieces referred to as *basic blocks*.

2.3.1. *The 3-ball.* The following key theorem was proven by Eliashberg in [7]:

Theorem 14. *Assume there exists a contact structure ξ on a neighbourhood of ∂B^3 such that ∂B^3 is convex and $\#\Gamma_{\partial B^3} = 1$. Then there exists a unique extension of ξ to a tight contact structure on B^3 , up to an isotopy relative to ∂B^3 .*

2.3.2. *The solid torus $S^1 \times D^2$.* Assume $\gamma \subset M$ is a Legendrian curve with a negative twisting number $\mathfrak{t}(\gamma) = n$ with respect to some fixed framing. The *standard tubular neighbourhood* $N(\gamma)$ of γ is defined as solid torus $S^1 \times D^2$ with coordinates $(z, (x, y))$ and contact 1-form $\alpha = \sin(2\pi n z)dx + \cos(2\pi n z)dy$ and $\gamma = \{(z, (x, y)) : x = y = 0\}$. With respect to the fixed framing of γ , we may identify $\partial N(\gamma) = \mathbb{R}^2/\mathbb{Z}^2$ such that the meridian is $(1, 0)^T$ and the longitude (fixed by the framing) is $(0, 1)^T$. Then the boundary slope is $s(\partial N(\gamma)) = \frac{1}{n}$.

In standard neighbourhoods of Legendrian curves the model standard tubular neighbourhood provides a unique tight contact structure. This fact was used extensively by Kanda [27], and proved (in a slightly different form) by Makar-Limanov in [31]; we refer to Theorem 6.7 in [11].

Proposition 15. *There exists a unique tight contact structure on $S^1 \times D^2$ with a fixed convex boundary with $\#\Gamma_{\partial(S^1 \times D^2)} = 2$ and slope $s(\partial(S^1 \times D^2)) = \frac{1}{n}$, where n is a negative integer. With the possibility of modifying the characteristic foliation on the boundary using the Flexibility Theorem (Proposition 12), the tight contact structure is isotopic to the standard neighbourhood of a Legendrian curve with twisting number n .*

Decreasing the twisting number of a Legendrian curve is feasible, as commonly understood, by adding a ‘zigzag’ in the front projection; see [11]. Increasing the twisting number is not an easy task, but possible in the presence of bypasses.

Proposition 16 (Twist Number Lemma, [24]). *Consider a Legendrian curve γ in a contact manifold (M, ξ) with twisting number n relative to a fixed framing and N a standard tubular neighbourhood of γ . If there exists a bypass attached to a Legendrian ruling curve of ∂N of slope r and $\frac{1}{r} \geq n + 1$, then there exists a Legendrian curve with twisting number $n + 1$ isotopic to γ . Notice that this isotopy cannot be a Legendrian isotopy because the twist number changes.*

Suppose we have given a solid torus $S^1 \times D^2$ and an oriented identification of the boundary torus $\partial(S^1 \times D^2)$ with $\mathbb{R}^2/\mathbb{Z}^2$ so that $(1, 0)^T$ corresponds to the meridian and $(0, 1)^T$ corresponds to a longitude. Assuming the boundary of $S^1 \times D^2$ is a torus in standard form with torus division number one, the number of tight contact structures are determined by the boundary slope, i.e. the slope of the dividing curves. More precisely:

Theorem 17. *Let $S^1 \times D^2$ be a solid torus with convex boundary T^2 in standard form. If $\#\Gamma_{T^2} = 2$ and the boundary slope $s(T^2) = -\frac{p}{q}$, $p \geq q > 1$, $(p, q) = 1$ and continued fraction expansion*

$$-\frac{p}{q} = r_0 - \frac{1}{r_1 - \frac{1}{r_2 \dots - \frac{1}{r_k}}},$$

then there are exactly $|(r_0 + 1)(r_1 + 1) \dots (r_{k-1} + 1)r_k|$ tight contact structures on $S^1 \times D^2$ up to isotopy fixing the boundary.

Proposition 18. *Assume $S^1 \times D^2$ has convex boundary with boundary slope $s < 0$. Then we can find a convex torus parallel to the boundary $\partial(S^1 \times D^2)$ with any boundary slope in $(s, 0)$.*

2.3.3. Toric annuli $T^2 \times [0, 1]$. Assume a toric annuli $T^2 \times I$ is given in coordinates $(x, y, z) \in \mathbb{R}^2/\mathbb{Z}^2 \times [0, 1]$. A standard tight contact structure is given by $\alpha = \sin(\frac{\pi}{2}z)dx + \cos(\frac{\pi}{2}z)dy$. Note that the boundary $\partial(T^2 \times I) = T_0 - T_1$ consists of tori (after a perturbation) convex with boundary slope 0 and ∞ respectively. It is not hard to see that the tori $T^2 \times \{z\}$ are linearly foliated and the boundary slopes decrease as z increases. More generally, one obtains models for tight contact structures on toric annuli with different slopes on the boundary T_0, T_1 by changing the chosen interval I on the z -axis.

Proposition 19. *Assume a toric annuli $T^2 \times I$ has convex boundary in standard form and the boundary slope on $T_i = T^2 \times \{i\}$ is s_i , $i = 0, 1$ respectively. Then we can find convex tori parallel to T_0 with any boundary slope s in $[s_1, s_0]$ (if $s_0 < s_1$ this means $[s_1, \infty] \cup [-\infty, s_0]$).*

On the other hand, consider a tight contact structure ξ on a toric annuli $T^2 \times I$ with convex boundary and boundary slope $s_i = s(T_i)$, $i = 0, 1$. We say ξ is *minimally twisting* (in the I -direction) if every convex torus parallel to the boundary has slope $s \in [s_1, s_0]$.

We will outline the classification of tight contact structures in thickened tori $T^2 \times I$. For a detailed description, we refer to Honda [24]. To state the theorems, we first recall the notion of the relative Euler class. Consider a complex line bundle ξ on a 3-manifold M with boundary ∂M . Assume $\xi|_{\partial M}$ have a nowhere vanishing section s . We may form the *relative Euler class* $e(\xi, s) \in H^2(M, \partial M)$ as the obstruction to extending s to the whole manifold. Consider the following exact sequence:

$$\begin{array}{ccccccc} H^1(\partial M) & \xrightarrow{\Delta} & H^2(M, \partial M) & \rightarrow & H^2(M) & \rightarrow & H^2(\partial M) \\ & & e(\xi, s) & \mapsto & e(\xi) & \mapsto & 0 \end{array}$$

The following two Lemmata are useful for the calculation of the relative Euler class of contact structures. The proofs are found in Section 4.2 of [24].

Lemma 20. *Let (M, ξ) be a contact manifold with convex boundary, and s a fixed section of $\xi|_{\partial M}$.*

- (1) *If $\Sigma \subset M$ is a closed convex surface with positive (resp. negative) region R_+ (resp. R_-) divided by Γ_Σ , then $\langle e(\xi), \Sigma \rangle = \langle e(\xi, s), \Sigma \rangle = \chi(R_+) - \chi(R_-)$.*

- (2) If $\Sigma \subset M$ is a compact convex surface with Legendrian boundary on ∂M and regions R_+ and R_- , and s is homotopic to s' which coincides with $\dot{\gamma}$ for every oriented connected component γ of ∂M , then $\langle e(\xi, s), \Sigma \rangle = \chi(R_+) - \chi(R_-)$.

Lemma 21. *Let (M, ξ) be a tight contact manifold with convex boundary consisting of tori. Then the relative Euler class $\langle e(\xi, s), \Sigma \rangle$ is independent of the slope of the Legendrian rulings, where s is a nonzero section of ξ tangent to the ruling curves.*

Given two rational slopes $r, s \in \mathbb{Q} \cup \{\infty\}$, we say that they are *consecutive* if they are joined by an edge in the Farey tessellation. The very basic building blocks for contact structures are the minimally twisting tight contact structures on $T^2 \times I$ whose boundary slopes s_0 and s_1 are consecutive. Such contact structures are called *basic slices*. We have the following classification result for basic slices.

Theorem 22. [24] *Given consecutive s_0 and s_1 , there are, up to isotopy fixed on the boundary, two minimally twisting tight contact structures on $T^2 \times I$ with minimal boundary in standard form and boundary slopes s_0 and s_1 . The two contact structures are distinguished by their relative Euler class, and both can be contact-embedded in a tight contact structure on T^3 .*

Let v_0 and v_1 be shortest integer vectors representing the slopes s_0 and s_1 of a basic slice, such that (v_1, v_0) is a positively oriented basis. The possible relative Euler classes of the basic slices are the Poincaré duals of the homology classes represented by $\pm(v_1 - v_0)$. For this reason, in what follows we will refer to the isotopy class of a basic slice as its *sign*.

The basic slices are basic in the sense that any tight contact structure on $T^2 \times I$ can be decomposed into basic slices, as explained in the following theorem:

Theorem 23. *Given a tight contact structure on $T^2 \times I$ with boundary slopes s_0 and s_1 , we can find a partition $0 = t_0 < \dots < t_k = 1$ of $[0, 1]$ such that $T^2 \times \{t_i\}$ is a convex torus in standard form with slope s_{t_i} , where s_{t_i} and $s_{t_{i+1}}$ are consecutive and with no edge in the Farey tessellation joining s_{t_i} and $s_{t_{i+2}}$.*

Moreover such a basic slices decomposition is minimal in the sense that any other basic slices decomposition of the given tight contact structure on $T^2 \times I$ is a further decomposition of this one.

Note that the intermediate slopes of the basic slices decomposition depend only on s_0 and s_1 and are independent of the isotopy class of the contact structure.

Conversely, given a decomposition into basic slices, we have the following gluing theorem.

Theorem 24. *Let $s_1 < s_0$ be rational slopes. Then every choice of signs for the basic slices in the basic slices decomposition associated to s_0 and s_1 realizes a minimally twisting tight contact structure on $T^2 \times I$ with slopes s_0 and s_1 .*

We observe that, unlike basic slices, in general these tight contact structures cannot be contact-embedded into a tight contact structure on T^3 . This is possible if and only if the relative Euler class is $\pm(v_1 - v_0)$.

We may ask when two different choices of signs for the basic slices give the same contact structure. We say the basic slices in $T^2 \times [t_j, t_l]$ form a *continued fraction block* if there is a slope r such that there is an edge in the Farey tessellation joining r and t_i for all $j \leq i \leq l$. To understand the origin of the name, see [24], where this concept appeared for the first time in this context. The importance of this notion comes from the fact that the sign of basic slices belonging to the same continued fraction block can be shuffled without affecting the isotopy type of the contact structure on $T \times I$. This is a nontrivial result whose proof can be found in [24].

As a result of the classification of basic slices, the basic slices decomposition, and this last fact about continued fraction blocks, we can derive the following classification theorem for tight contact structures on $T^2 \times I$:

Theorem 25. *The tight contact structures on $T^2 \times I$ with standard minimal boundary and boundary slopes s_0 and s_1 are distinguished up to isotopy fixed on the boundary by their relative Euler class.*

This number is obviously finite, and a more precise version of this theorem expresses this number as a function of the continued fraction representation of s_1 , after normalizing s_0 to -1 by a change of coordinates, as in the case of solid tori, (Theorem 17).

We need to discuss one more case, which will be useful in the following.

Theorem 26. *Let $T^2 \times I$ have minimal boundary and equal boundary slopes $s_0 = s_1 = s$, then two possibilities are given. Either the tight contact structure is non-rotative, in the sense that any intermediate torus $T \subset T^2 \times I$ has slope s , or $T^2 \times I$ is not minimally twisting, its relative Euler class is 0 and can be contact-embedded in some tight contact structure on T^3 . Moreover, on a $T^2 \times I$ with convex minimal boundary there is only one non-rotative tight contact structure up to an isotopy which fixes one boundary component and can move the other one.*

3. LEGENDRIAN (-1) SURGERY

A very useful method to construct contact structures on a manifold is given by Legendrian surgery. Together with the fact that, in particular, Legendrian (-1) surgery preserves fillability one can construct tight contact structures. Suppose γ is a Legendrian curve in a contact manifold (M, ξ) and we fix a framing \mathcal{F} of γ such that the twisting number is zero $\mathfrak{t}(\gamma, \mathcal{F}) = 0$; for example take \mathcal{F} to be the contact framing of γ . We then find a standard neighbourhood $N(\gamma) = S^1 \times D^2$ with convex boundary so that the dividing set $\Gamma_{\partial N(\gamma)}$ consists of two parallel curves. Take an oriented identification $-\partial(M \setminus N(\gamma)) = \partial N(\gamma) \simeq \mathbb{R}^2/\mathbb{Z}^2$ so that $(1, 0)^T$ corresponds to the meridian and $(0, 1)^T$ to the longitude given by a dividing curve. Thus the boundary slope $s(\Gamma_{\partial N(\gamma)})$ is infinite and the meridian has slope zero. Let $M' = (M \setminus N(\gamma)) \cup_f N(\gamma)$, where $f : \partial N(\gamma) \rightarrow -\partial(M \setminus N(\gamma))$ is a diffeomorphism corresponding to

$$\begin{bmatrix} 1 & 0 \\ -1 & 1 \end{bmatrix} \in SL_2(\mathbb{Z}).$$

Topologically this corresponds to a (-1) Dehn surgery along γ with respect to the chosen framing, and the contact structure can be glued together, after possibly adjusting the

characteristic foliation, since the dividing sets on $-\partial(M \setminus N(\gamma))$ and $f(\partial N(\gamma))$ are isotopic. More generally one can define Legendrian (r) surgery, for $r \in \mathbb{Q}$, as described in [3].

Legendrian (-1) surgery corresponds to a handlebody construction in the sense of [19, 33] and thus preserves fillability. Recall that a contact manifold (M, ξ) is called *holomorphically fillable* if it is the oriented boundary of a compact Stein surface. For example the standard tight contact structure on the three-sphere $S^3 \subset \mathbb{C}^2$, given as the oriented plane field of tangent complex lines, is holomorphic fillable. It is a remarkable result of Gromov [21] and Eliashberg [5] that fillable contact structures are tight. Furthermore:

Theorem 27 (Eliashberg, [6]). *If (M', ξ') is obtained from a holomorphically fillable contact manifold (M, ξ) by Legendrian (-1) surgery as described above, then (M', ξ') is holomorphically fillable.*

In fact both theorems remain true for any notion of fillability (see [13] for a survey), but Legendrian (-1) surgery does not preserve tightness in case of contact manifolds with boundary, as pointed out in [23].

4. APPLICATIONS

In this section, we will show how to obtain the classification of tight contact structures in two specific cases: the Brieskorn homology spheres $\pm\Sigma(2, 3, 11)$. Both manifolds are Seifert fibred spaces over the sphere with three singular fibres.

Consider a Seifert manifold M with three singular fibres over S^2 . M is described by Seifert invariants $(\frac{\beta_1}{\alpha_1}, \frac{\beta_2}{\alpha_2}, \frac{\beta_3}{\alpha_3})$, we refer to [22] for an introduction.

Assume V_i are solid tori $S^1 \times D^2$ with core curves F_i , $i = 1, 2, 3$. We identify ∂V_i with $\mathbb{R}^2/\mathbb{Z}^2$ by choosing $(1, 0)^T$ as the meridional direction and $(0, 1)^T$ as a longitudinal direction. Furthermore consider $S^1 \times \Sigma$, where Σ is a three-punctured sphere, i.e. a pair of pants. We identify each boundary component of $-\partial(S^1 \times \Sigma)$ with $\mathbb{R}^2/\mathbb{Z}^2$ by setting $(0, 1)^T$ as the direction of the S^1 -fibre and $(1, 0)^T$ as the direction given by $-\partial(\{pt\} \times \Sigma)$. Then we obtain the Seifert manifold $M(\frac{\beta_1}{\alpha_1}, \frac{\beta_2}{\alpha_2}, \frac{\beta_3}{\alpha_3})$ by attaching the solid tori V_i to $S^1 \times \Sigma$, where the attaching maps $A_i : \partial V_i \rightarrow -\partial((S^1 \times \Sigma)_i)$ are given by

$$A_i = \begin{bmatrix} \alpha_i & \gamma_i \\ -\beta_i & \delta_i \end{bmatrix} \in SL(2, \mathbb{Z})$$

Remark 1. *Note that we often refer to the same surface by different names. For example ∂V_i and $\partial(M \setminus V_i)$ denote the same torus. But the identification with $\mathbb{R}^2/\mathbb{Z}^2$ is different.*

Note that the three singular fibres F_i may be isotoped to be Legendrian so that their twisting numbers n_i are particularly negative. Recall that a standard neighbourhood V_i of F_i with convex boundary has boundary slope $\frac{1}{n_i}$. Furthermore we may assume that the ruling slope on $-\partial(M \setminus V_i)$ is infinite, thereby using the flexibility of Legendrian rulings (Proposition 12). Starting with this initial configuration, we do the following:

- (1) In the first step, we try to maximize the twisting numbers of the singular fibres. For this, consider a vertical annulus $A = S^1 \times I$ with Legendrian boundary along ruling curves of two different tori V_i, V_j . If the Imbalance Principle forces a bypass on A we may apply the Twist Number Lemma (Proposition 16) to increase one of the

twisting numbers n_i or n_j . Repeating this process, two different situations might occur.

- (a) Either there exists a bypass on A however we cannot apply the Twist Number Lemma. In this case, we can thicken the tori by attaching the bypass. In the cases below this yields an infinite boundary slope on a $-\partial(M \setminus V_i)$. Consider a vertical annulus from a Legendrian divide to the other two tori, we can thicken all three tori so that $s(-\partial(M \setminus V_i)) = \infty$, $i = 1, 2, 3$.
- (b) There exists no bypass on A . In this case a tubular neighbourhood of $V_i \cup V_j \cup A$ is a piecewise smooth torus with exactly four edges. Rounding the edges using the Edge-Rounding Lemma (Proposition 6), we obtain a torus with boundary slope s , which can be thought of as the boundary of a neighbourhood of the third singular fibre F_k . In case $s < s(\partial(M \setminus V_k))$ we can eventually increase the twisting number of F_k .

In either case, this process ends in a configuration with fixed boundary conditions on the basic blocks V_i , $i = 1, 2, 3$ and $M \setminus \{V_1 \cup V_2 \cup V_3\}$. Combinations of tight contact structures on the basic blocks give a possible tight contact structure on M . Thus Since there are finitely many tight contact structures on each basic piece, we obtain an upper bound on the number of tight contact structures on M .

- (2) In the second step we try to further analyse combinations of tight contact structures on the basic blocks. Observe that if we were able to find further bypasses to thicken one V_i such that V_i contains a neighbourhood V'_i of F_i so that the boundary slope $s(\partial V'_i)$ is zero, we would find an overtwisted disc as meridional disc with boundary a Legendrian divide, and thus reduce the number of potentially tight contact structures on M .

In the examples below, we are able to find further bypasses and eventually find an overtwisted disc in case there exists a thickening so that $-\partial(M \setminus V_i)$ has infinite boundary slope.

- (3) We finally construct tight contact structures by Legendrian surgery to show that the upper bound is sharp.

Remark 2. *Note that the strategy of constructing tight contact structures by Legendrian surgery yields fillable contact structures. Hence this strategy is not successful in every case; see [13]. Today, there are methods to construct tight contact structures which are independent of fillability; see [2, 23].*

4.1. **The case $\Sigma(2, 3, 11)$.** In this subsection, M denotes the Brieskorn homology sphere $\Sigma(2, 3, 11)$. This corresponds to the manifold $M(\frac{1}{2}, -\frac{1}{3}, -\frac{2}{11})$ in the notation above.

Theorem 28. *On the Seifert manifold $\Sigma(2, 3, 11)$ there exists, up to isotopy, exactly two tight contact structures, both of them are holomorphic fillable.*

The attaching maps are given by

$$A_1 = \begin{bmatrix} 2 & 1 \\ -1 & 0 \end{bmatrix}, \quad A_2 = \begin{bmatrix} 3 & -1 \\ 1 & 0 \end{bmatrix}, \quad A_3 = \begin{bmatrix} 11 & -6 \\ 2 & -1 \end{bmatrix}.$$

Assume the singular fibres F_i are (simultaneously) isotoped to Legendrian and further isotoped such that their twisting numbers n_i are particularly negative. The standard

neighbourhood of F_i is denoted by V_i and the slope of the dividing curves on ∂V_i is $\frac{1}{n_i}$. Because $A_1 \cdot (n_1, 1)^T = (2n_1 + 1, -n_1)^T$, $A_2 \cdot (n_2, 1)^T = (3n_2 - 1, n_2)^T$ and $A_3 \cdot (n_3, 1)^T = (11n_3 - 6, 2n_3 - 1)^T$, we calculate the boundary slopes on $-\partial(M \setminus V_i)$ ($i = 1, 2, 3$) to be $\frac{-n_1}{2n_1+1}$, $\frac{n_2}{3n_2-1}$, and $\frac{2n_3-1}{11n_3-6}$, respectively.

4.1.1. *Increasing twisting numbers of singular fibres.* We try to increase the twisting numbers of the singular fibres as far as possible. As described above, we start by assuming the twisting numbers $n_i < 0$ are particularly negative.

Lemma 29. *We can increase the twisting numbers n_i of the singular fibres F_i , $i = 1, 2, 3$, up to $n_1 = -1$, $n_2 = n_3 = 0$.*

Proof. Using the flexibility of Legendrian rulings, we modify the Legendrian rulings on each $\partial(M \setminus V_i)$ to have infinite slope. Consider a vertical annulus $S^1 \times I$ from $\partial(M \setminus V_1)$ to $\partial(M \setminus V_2)$ such that the boundary consists of Legendrian ruling curves on the tori. Observe that the boundary of this annulus intersects the dividing curves on $\partial(M \setminus V_i)$ exactly $2(2n_1 + 1)$ and $2(3n_2 - 1)$ times respectively.

If $2n_1 + 1 \neq 3n_2 - 1$, then, due to the Imbalance Principle (Proposition 10), there exists a bypass along a Legendrian ruling curve either on $\partial(M \setminus V_1)$ or $\partial(M \setminus V_2)$. The Legendrian rulings on ∂V_1 have slope -2 and we can apply the Twist Number Lemma (Proposition 16) to increase the twisting number of a singular fibre by one as long as $n_1 < -1$. A similar argument shows that we can use the Twist Number Lemma to increase n_2 as long as $n_2 < 0$.

Assume $2n_1 + 1 = 3n_2 - 1$ and there exists no bypass on a vertical annulus $A = S^1 \times I$ between $\partial(M \setminus V_1)$ and $\partial(M \setminus V_2)$. We cut along the tori connected by A and round the corners using the Edge-Rounding Lemma: For this, observe that a neighbourhood of $M \setminus (V_1 \cup V_2 \cup S^1 \times I)$ is a piecewise smooth solid torus with four edges. Using the Edge-Rounding Lemma (Proposition 6), each rounding changes the slope by an amount $-\frac{1}{4} \frac{1}{2n_1+1}$. Because there are four edges to round, we get on the boundary $\partial(M \setminus V_1 \cup V_2 \cup S^1 \times I)$ the slope

$$\frac{-n_1}{2n_1+1} + \frac{\frac{2}{3}(n_1+1)}{2n_1+1} + \frac{-1}{2n_1+1} = -\frac{1}{3} \frac{n_1+1}{2n_1+1}.$$

Note that we identified this torus with $\mathbb{R}^2/\mathbb{Z}^2$ in the same way as $\partial(M \setminus V_3)$. Since $A_3^{-1} \cdot (6n_1 + 3, n_1 + 1)^T = (3, -n_1 + 5)^T$, this corresponds to slope $s = -\frac{1}{3}n_1 + \frac{5}{3}$ when measured using ∂V_3 . Now $s > 1$ for $n_1 < 0$ and we find a standard neighbourhood V_3 of F_3 with infinite boundary slope, corresponding to $n_3 = 0$. We remark that the boundary slope becomes $\frac{1}{6}$, when measured with respect to $-\partial(M \setminus V_3)$.

Next, to increase the twisting number n_2 , take a vertical annulus $S^1 \times I$ from a Legendrian ruling on $\partial(M \setminus V_2)$ to a Legendrian ruling on $\partial(M \setminus V_3)$. Observe that if $n_2 < -2$, we have $|3n_2 - 1| > 6$ and thus there exists a bypass on the V_2 side along a vertical Legendrian ruling, which allows us to increase n_2 up to -1 by the Twist Number Lemma. A similar argument shows that we can increase n_1 up to -2 .

Now the slopes on $-\partial(M \setminus V_i)$ are $-\frac{2}{3}$, $\frac{1}{4}$ and $\frac{1}{6}$ respectively. Taking, once more, a vertical annulus between V_1 and V_2 , we find a bypass due to the Imbalance Principle and are finally able to increase n_2 to 0 and n_1 to -1 . \square

We have now arrived at $n_1 = -1$, $n_2 = n_3 = 0$. Note that the boundary slopes on $-\partial(M \setminus V_i)$ are -1 , 0 and $\frac{1}{6}$ respectively. Take again a vertical annulus between V_1 and V_2 . There are two possibilities: Either there exists a bypass along both boundary components or not. If there is a bypass, the cutting and rounding construction yields a torus of infinite slope. We use vertical annuli from a Legendrian divide of this torus to thicken each V_i to V'_i s.t. $-\partial(M \setminus V'_i)$ has infinite boundary slope. In case there is no bypass, we perform a cutting and rounding construction on V_1 and V_2 as in the proof of Lemma 29 to obtain a further thickening of V_3 to V'_3 such that $-\partial(M \setminus V'_3)$ has boundary slope 0. We have shown that there are two possibilities, distinguished by whether or not there exists a thickening of all V_i such that the boundary slope with respect to $-\partial(M \setminus V_i)$ is infinite for $i = 1, 2, 3$. We will primarily be concerned with

4.1.2. *The case when a thickening to infinite slope exists.* We will now show that all possible tight contact structures arising in this case are overtwisted. We do this by patching together meridional discs of two solid tori thus obtaining a surface with boundary on the third torus and relate its dividing set to the dividing curves given on the discs. This may produce a bypass which allows a further thickening, i.e. increasing the twisting and eventually becoming overtwisted. In order to do this patching we have to examine the possible tight contact structures on the complement of the singular fibres $S^1 \times \Sigma \cong M \setminus (\cup_i V'_i)$. Consider $\Sigma = \{0\} \times \Sigma$. Each boundary component of Σ intersects the dividing set of the corresponding tori twice and therefore contains exactly two half-elliptic points. The following two Lemmata are proven by Etnyre and Honda in [14]. We enclose the proofs for the readers convenience.

Lemma 30. *The dividing set on Σ consists of arcs, each connecting two different boundary components.*

Proof. Assume there is a boundary-parallel dividing arc as is shown, for example, in cases (A) and (B) of Fig. 9. This implies the existence of a bypass along some $\partial(M \setminus V'_i)$. Attaching this bypass yields a thickening V''_i of V'_i with slope 0. Take a vertical annulus from a Legendrian dividing curve on a $\partial(M \setminus V'_j)$ ($j \neq i$) to $\partial(M \setminus V''_i)$. We find a bypass on this annulus producing a further thickening to V'''_i such that $\partial(M \setminus V'''_i)$ has infinite boundary slope. Therefore, by Proposition 18 we find a neighbourhood V_i of F_i so that the boundary slope of ∂V is zero. A meridional disc in V whose boundary is a Legendrian divide on ∂V is an overtwisted disc. Possible configurations of the dividing set on Σ without boundary-parallel arcs are as shown in Fig. 9 (C), up to twisting as shown in Fig. 9 (D). \square

Lemma 31. *There exists a unique tight contact structure on $S^1 \times \Sigma$, up to isotopy moving the boundary, where the configuration of the dividing set on Σ is given as in Lemma 30.*

Proof. We cut along Σ and round the edges using the Edge-Rounding Lemma. We can arrange the dividing set on the boundary of the resulting solid two-handlebody so that two meridional discs intersect the dividing set exactly twice see Fig. 10. Cutting along these two discs we obtain a three-ball. Since there is a unique tight contact structure on the three-ball (Theorem 14) and the dividing curves on the surface we cut along are

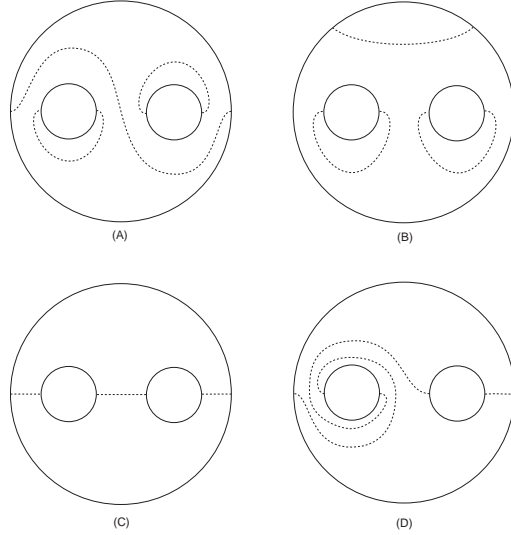


FIGURE 9. Possible constellations of dividing curves on the pair of pants Σ . (Dividing curves are dashed lines.)

determined by the initial data, we must have a unique tight contact structure on $S^1 \times \Sigma$. \square

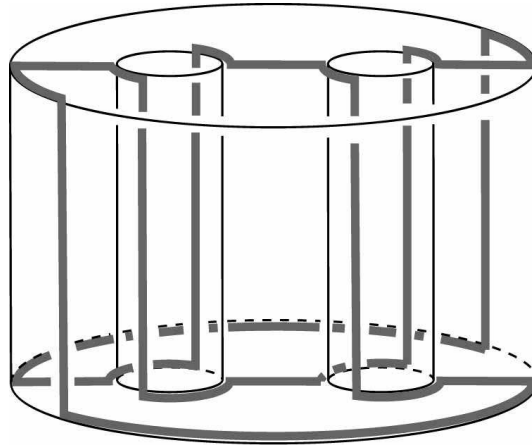


FIGURE 10. The dividing set on the boundary of the two-handle. (The dividing curve, after rounding edges, is drawn as a thick curve.)

Using the flexibility of Legendrian rulings, we can choose their slopes on the V'_i to be 0, this is possible since the boundary slopes, measured on $\partial V'_i$ are -2 , 3 , and $\frac{6}{11}$, respectively. Take a meridional disc D_i in V'_i such that ∂D_i consists of a Legendrian ruling curve. On $-\partial(M \setminus V'_i)$, these discs have slopes $-\frac{1}{2}$, $\frac{1}{3}$ and $\frac{2}{11}$ respectively.

Since $\#(\partial D_i \cap \Gamma_{\partial(M \setminus V'_i)}) = 4, 6$ and 22 , we obtain $\text{tb}(\partial D_i) = -2, -3$ and -11 and the possible constellations of dividing curves on D_i , distinguished by their relative Euler number, i.e. the rotation number of ∂D_i according to $\mathbf{r}(\partial D_i) = \chi(D_i^+) - \chi(D_i^-)$.

The two Lemmata above imply that the tight contact structure on $S^1 \times \Sigma$ is contactomorphic to an I -invariant contact structure on a $T^2 \times I$ with a neighbourhood of a vertical Legendrian curve of zero twisting removed. View the $T^2 \times I$ (minus $S^1 \times D^2$) from the above Lemma as the region between $\partial V'_1$ and $\partial V'_2$ (minus $\partial V'_3$) i.e. assume $T_0 = \partial V'_2$ and $T_1 = -\partial V'_1$. We write $T_t = T^2 \times \{t\}$, $t \in [0, 1]$.

Now pick three copies of meridional discs D_1 in V_1 and two copies of meridional discs D_2 in V_2 . Due to the I -invariance of ξ , we have a 1-parameter family of positive regions $(T_t)^+ = (T^2)^+ \times \{t\}$. Consider D_1 and D_2 such that $(D_2 \cap T_0)^+ = \delta \times \{0\}$ and $(D_1 \cap T_1)^+ = \delta \times \{1\}$, where δ is a union of Legendrian arcs on $(T^2)^+$. Now $A = D_1 \cup D_2 \cup \delta \times [0, 1]$ is a punctured torus. After smoothing the corners using the Pivot-Lemma, A has smooth boundary $\partial A \subset \partial V'_3$ with slope $-\frac{1}{2} + \frac{1}{3} = -\frac{1}{6}$, measured using $\partial(M \setminus V'_3)$.

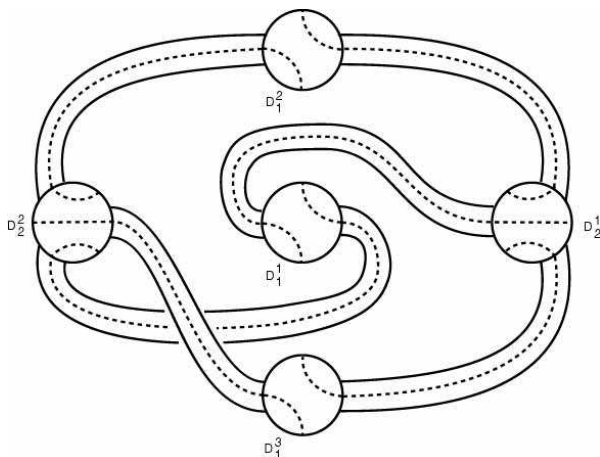


FIGURE 11. Possible constellations of dividing curves on the punctured torus \mathcal{P} , determined by the ‘signs’ of the bypasses on the meridional discs. (Dividing curves are dashed lines.)

Case (1) D_1 and D_2 have bypasses of the same sign. Then the dividing set on \mathcal{P} contains a boundary-parallel curve, i.e. there exists a bypass on \mathcal{P} . We can think of this bypass as attached on $-\partial(M \setminus V'_3)$, along a ruling curve of slope $\frac{1}{6}$. Attaching this bypass (Theorem 13) yields a thickening of V'_3 to V'_3'' such that $-\partial(M \setminus V'_3'')$ has boundary slope 1. Repeating the argument of Lemma 29 shows that we can increase the twisting numbers n_1 and n_2 to -1 and 0 respectively. Thus we can thicken V'_3'' further to V'_3''' such that the boundary slope of $-\partial(M \setminus V'_3''')$ is 0. Using Proposition 18, there exists a neighbourhood V of F_3 so that $s(\partial V) = 0$, and thus a meridional disc bounding a Legendrian divide is an overtwisted disc.

Case (2) D_1 and D_2 have different sign. Then there is a bypass on D_3 of the same sign as a bypass on D_1 or D_2 . Assume D_1 and D_3 contain bypasses of the same sign. A similar argument as in Case (1) shows that patching eleven copies of D_1 and two copies of D_3 yields a surface whose boundary is contained in $\partial(M \setminus V'_2)$ with slope $-\frac{1}{2} + \frac{2}{11} = -\frac{7}{22}$. A bypass on each a copy of D_1 and D_3 join to a bypass on the patched surface, if both have the same sign. Thus we find a bypass along V'_2 and its attaching yields a thickening to V'_2'' such that the boundary slope of $-\partial(M \setminus V'_2'')$ is 1. Repeating the argument of

Lemma 29 shows that we can again arrange $n_1 = -1$ and $n_3 = 0$. A cutting and rounding construction gives a further thickening of V_3' to V_3'' such that $-\partial(M \setminus V_3'')$ has boundary slope -1 and hence contains an overtwisted disc.

Similarly, if D_2 and D_3 contain a bypass of the same sign, we patch together eleven copies of D_2 and three copies of D_3 to obtain a surface whose boundary is contained in $\partial(M \setminus V_1')$ with slope $\frac{1}{3} + \frac{2}{11} = \frac{17}{33}$. We find a bypass and its attaching yields a thickening of V_1'' such that $-\partial(M \setminus V_1'')$ has boundary slope 0. Make n_2 and n_3 again particularly negative and the same argument as in Lemma 29 shows that we can increase both n_2 and n_3 to 0. Then, cutting and rounding along a vertical annulus between V_1 and V_2 gives neighbourhood V_3'' of F_3 with boundary slope 1 when measured using $-\partial(M \setminus V_3'')$. Since the boundary slope on $-\partial(M \setminus V_1)$ is zero, we find by Proposition 18 a neighbourhood V of F_1 so that $-\partial(M \setminus V)$ has infinite boundary slope. Take a vertical annulus $A = S^1 \times I$ from a Legendrian divide on $\partial(M \setminus V)$ to $\partial(M \setminus V_3'')$. There exists a bypass on A whose attachment yields a further thickening of V_3'' to V_3''' where $\partial(M \setminus V_3''')$ has slope zero. Therefore, V_3''' contains, by Proposition 18 a neighbourhood V of F_3 so that the boundary slope of $-\partial(M \setminus V)$ is $\frac{2}{11}$. A meridional disc in V with boundary a Legendrian divide on ∂V is overtwisted. Hence we have eliminated all possibilities in case there exists a thickening of the V_i such that $s(-\partial(M \setminus V_i))$ is infinite.

4.1.3. The case when no thickening exists. We are left now with the case when there exists no thickening of the standard neighbourhoods so that the boundary slopes of the complements is infinite. We have the following conditions: for the first singular fibre F_1 we obtained twisting number $n_1 = -1$, hence a standard neighbourhood V_1 has boundary slope -1 . Measured using $\partial(M \setminus V_1)$, the boundary slope is 1, because $A_1 \cdot (-1, 1)^T = (-1, 1)^T$. For the second singular fibre F_2 we obtained twisting number $n_2 = 0$ and hence a standard neighbourhood of F_2 has infinite boundary slope, which corresponds to slope 0, when measured using $\partial(M \setminus V_i)$. Lastly, for the third singular fibre, the twisting number is $n_3 = 0$ and the slope on $-\partial(M \setminus V_1)$ is $\frac{1}{6}$. A cutting and rounding construction along a vertical annulus between V_1 and V_2 yields a further thickening of V_3 such that $-\partial(M \setminus V_3)$ has boundary slope 0.

In the first and second solid torus V_1 and V_2 there exists exactly one tight contact structure as standard neighbourhood of Legendrian fibres. Because $A_3^{-1} \cdot (1, 0)^T = (-1, -2)^T$ we find two tight contact structures on V_3 .

The remaining block is $\Sigma \times S^1 = M \setminus (V_1 \cup V_2 \cup V_3)$, where we can arrange the boundary components of the pair of pants Σ to be Legendrian along the boundary components of $\Sigma \times S^1$. With this boundary conditions there exists exactly one tight contact structure on this block. This is due to the following Lemma, as part of Lemma 5.1. in [25]

Lemma 32. *If for $S^1 \times \Sigma$, where Σ is a pair of pants, we have on the boundary tori $\partial(S^1 \times \Sigma) = T_1 + T_2 + T_3$ slopes 1, 0, 0 respectively, then there exists exactly one tight contact structure on $S^1 \times \Sigma$ with no vertical Legendrian curve.*

Thus there are at most two tight contact structures on M . In the next section, we use Legendrian surgery to see that there are two Stein fillable contact structures on M .

4.1.4. Construction of a tight contact structure. We will describe now how to establish a tight contact structure on M by Legendrian surgery. The Seifert manifold $M(\frac{1}{2}, -\frac{1}{3}, -\frac{2}{11})$

has a surgery description as the left hand side of Fig. 12. By performing one (-1) -Rolfsen twist on the (3) and $(\frac{11}{2})$ fibre, we obtain the surgery description as shown on the right hand side; see [20]. Observe that we have the continued fraction expansions $-\frac{3}{2} = [-2, -2]$ and $-\frac{11}{9} = [-2, -2, -2, -2, -3]$, thus the surgery description as at the bottom in Fig. 12. Because the surgery coefficients are -2 or -3 we may conclude that there are exactly two Legendrian realizations of this link, where each component of the link will have $\text{tb} = -1$ and hence $r = 0$, except one with $\text{tb} = -2$ and $\mathbf{r} = \pm 1$. Hence

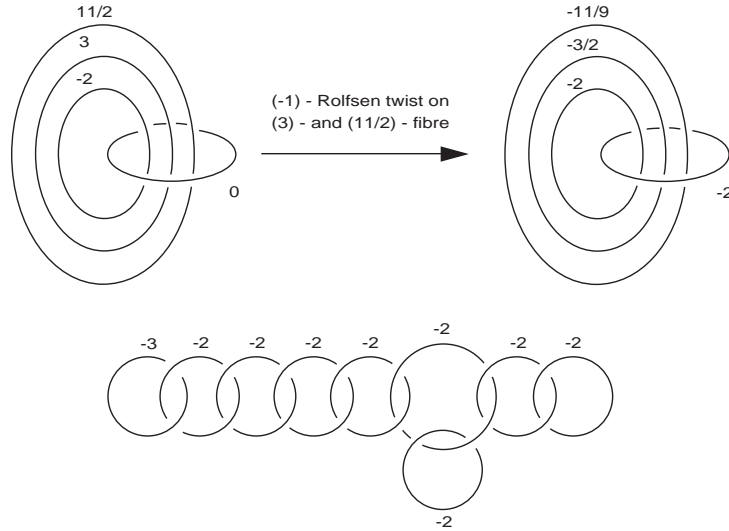


FIGURE 12. Surgery description of the Seifert manifold. By Kirby calculus we obtain the description where all components of the link have coefficients < -1 .

there exists two holomorphic fillable and therefore tight contact structures on the manifold $M(\frac{1}{2}, -\frac{1}{3}, -\frac{2}{11})$, which completes the proof.

4.2. The case $-\Sigma(2, 3, 11)$. In this subsection M will denote the Seifert manifold over S^2 with three singular fibres with invariants $(-\frac{1}{2}, \frac{1}{3}, \frac{2}{11})$, corresponding to the Brieskorn homology sphere $-\Sigma(2, 3, 11)$.

Theorem 33. *On the Seifert manifold $-\Sigma(2, 3, 11)$ there exists, up to isotopy, exactly one tight contact structure, which is holomorphic fillable.*

Assume V_i are tubular neighbourhoods of the singular fibres F_i , $i = 1, 2, 3$, and identify $M \setminus \cup V_i$ with $\Sigma \times S^1$, where Σ is a pair of pants. We identify ∂V_1 and $-\partial(M \setminus V_i)$ with $\mathbb{R}^2/\mathbb{Z}^2$ as in the previous example. The gluing maps $A_i : \partial V_i \rightarrow -\partial(M \setminus V_i)$ are given by

$$A_1 = \begin{bmatrix} 2 & -1 \\ 1 & 0 \end{bmatrix}, \quad A_2 = \begin{bmatrix} 3 & 1 \\ -1 & 0 \end{bmatrix}, \quad A_3 = \begin{bmatrix} 11 & 6 \\ -2 & -1 \end{bmatrix}.$$

4.2.1. Increasing the twisting number of the singular fibres. We begin by increasing the twisting number of the singular fibres as far as possible in a similar way as in the previous example. We start by assuming the singular fibres F_i are simultaneously isotoped to

Legendrian curves with twisting numbers n_i very negative. The slopes of ∂V_i are $\frac{1}{n_i}$, while the slopes of $-\partial(M \setminus V_i)$ are $\frac{n_1}{2n_1-1}$, $-\frac{n_2}{3n_2+1}$, and $-\frac{2n_3+1}{11n_3+6}$ respectively.

Lemma 34. *We can increase the twisting numbers n_1 and n_2 up to -2 , and the twisting number n_3 up to -1 .*

Proof. Using the flexibility of the Legendrian rulings, we modify the Legendrian rulings on each $-\partial(M \setminus V_i)$ to have infinite slope. Consider a convex annulus A whose boundary consists on Legendrian rulings of $-\partial(M \setminus V_1)$ and $-\partial(M \setminus V_2)$. If $2n_1 - 1 \neq 3n_2 + 1$ the Imbalance Principle provides a bypass along a Legendrian ruling either in $\partial(M \setminus V_1)$ or in $\partial(M \setminus V_2)$. Using such a bypass we can apply the Twist Number Lemma to increase the twisting number n_i of a singular fibre by 1 as long as $n_1 < 0$ and $n_2 < -1$.

If $2n_1 - 1 = 3n_2 + 1$, and there exist no bypasses on A , we get stuck in this operation. Suppose we are in this case: we cut along A and round the edges, obtaining a torus with slope $\frac{n_2}{6n_2+2}$ isotopic to $\partial(M \setminus V_3)$. This slope corresponds to $-\frac{1}{2}n_2 - 2$ in ∂V_3 , and is non-negative when $n_2 \leq -4$, therefore we can find a standard neighbourhood V_3 of F_3 with infinite boundary slope. This boundary slope becomes $-\frac{1}{6}$ if measured with respect to $-\partial(M \setminus V_3)$. To further increase n_2 take an annulus between $\partial(M \setminus V_2)$ and $\partial(M \setminus V_3)$. If $n_2 < -2$, we have $|3n_2 - 1| > 6$ and thus there exists a bypass attached to $\partial(M \setminus V_2)$ which allows us to increase n_2 of 1 so that we can start again. In this way we can increase n_1 and n_2 up to -2 . When $n_1 = n_2 = -2$ the boundary slopes are $-\frac{2}{5}$ on $-\partial(M \setminus V_1)$ and $\frac{2}{5}$ on $-\partial(M \setminus V_2)$. A convex annulus between $\partial(M \setminus V_2)$ and $\partial(M \setminus V_3)$ produce a bypass attached to $\partial(M \setminus V_3)$ by the Imbalance Principle as long as $5 < |11n_3 + 6|$, thus by the twisting number Lemma we can increase n_3 up to -1 . \square

Lemma 35. *Let us suppose $n_1 = n_2 = -2, n_3 = -1$ and A is a convex vertical annulus whose boundary consists on Legendrian rulings of $\partial(M \setminus V_1)$ and $\partial(M \setminus V_2)$. If A has a boundary-parallel dividing curve, then the twisting numbers can be increased up to $n_1 = 0$, $n_2 = n_3 = -1$ and moreover there is a regular fibre with twisting number zero.*

Proof. If there is a boundary-parallel dividing curve, then A must carry a bypass on each side. Using these bypasses, we can further increase n_1 and n_2 up to -1 . For the imbalance principle, we can find one more bypass in an annulus between $\partial(M \setminus V_1)$ and $\partial(M \setminus V_2)$ on the side of $\partial(M \setminus V_1)$. This bypass increases the twisting number n_1 up to 0. The slope of $-\partial(M \setminus V_1)$ is 0, and the slope of $-\partial(M \setminus V_2)$ is $-\frac{1}{2}$, therefore two possibilities for an annulus between $\partial(M \setminus V_1)$ and $\partial(M \setminus V_2)$ are given: either there it carries a bypass for $\partial(M \setminus V_1)$, or not. If such a bypass actually exists, then all the boundary slopes can be made infinite, and we can decrease the twisting n_3 to -1 . If there is no such bypass, cutting along A and rounding yields a torus with slope 0, which measured in ∂V_3 is -2 . In V_3 we find a convex torus with slope $-\frac{11}{6}$, which corresponds to infinite slope in $-\partial(M \setminus V_3)$. \square

4.2.2. *The case when a thickening to infinite slope exists.* In this subsection we will show that there are no tight contact structures on $-\Sigma(2, 3, 11)$ with a regular fibre with twisting number zero. Arguing by contradiction we suppose such a fibre exists, and then we exclude all the possibilities by analysing them one by one. In this example we use a technique different from the one used previously. This choice has been made to illustrate how the

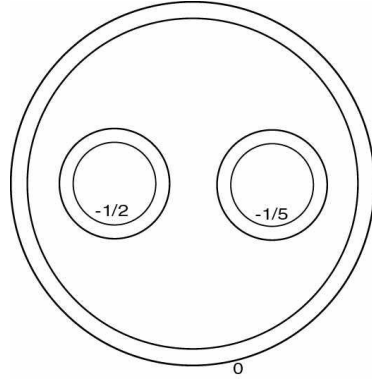


FIGURE 13. Σ_0 with Σ_1 inside. The numbers refer to the slopes of the corresponding tori. The tori without indication of the slope are meant to have infinite slope.

same result can be achieved in different ways. Both techniques work for each example. We strongly suggest to readers to try to perform both proofs with the technique we have not used, so that they become confident with them.

Let $V_i \subset V'_i$ be a standard neighbourhood of F_i : then $M \setminus \cup V_i$ is diffeomorphic to $\Sigma_0 \times S^1$ for a pair of pants Σ_0 , and has boundary slopes 0 , $-\frac{1}{2}$, and $-\frac{1}{5}$. We can find another pair of pants $\Sigma_1 \subset \Sigma_0$ such that $\Sigma_1 \times S^1$ is diffeomorphic to $M \setminus \cup V'_i$ and has all boundary slopes infinity. $(\Sigma_0 \setminus \Sigma_1) \times S^1$ is the disjoint union of three thickened tori $T_i \times I$ such that $T_i \times \{0\} = -\partial(M \setminus V_i)$ and $T_i \times \{1\} = -\partial(M \setminus V'_i)$ for $i = 1, 2, 3$. See Fig. 13.

$T_1 \times I$ is a basic slices, $T_2 \times I$ is a union of two basic slices $T_2 \times [0, \frac{1}{2}]$ with slopes $-\frac{1}{2}$ and -1 , and $T^2 \times [\frac{1}{2}, 1]$ with slopes -1 and ∞ , and $T_3 \times I$ is a union of five basic slices $T_3 \times [\frac{i}{5}, \frac{i+1}{5}]$ for $i = 0, \dots, 4$ with slopes $-\frac{1}{5-i}$ and $-\frac{1}{4-i}$. We observe that the basic slices which compose the tight contact structures on the $T_i \times S^1$ belong to the same continuous fraction block. Therefore the classification theorem for tight contact structures on $T^2 \times I$ gives at most 36 possibilities for the tight contact structures on $M \setminus \cup V_i$.

The contact structures of the previous Lemma are described by the three numbers p_i for the number of positive basic slices in $T_i \times I$, for $i = 1, 2, 3$.

Lemma 36. *Let Σ be a pair of pants and ξ a tight contact structure on $\Sigma \times I$. Suppose that the boundary $-\partial(\Sigma \times S^1) = T_1 \cup T_2 \cup T_3$ has slopes $s(T_1) = s(T_2) = -\frac{1}{n}$ for some $n \in \mathbb{N}$, and $s(T_3) = \infty$. Let $\Sigma' \subset \Sigma$ be another pair of pants such that $\Sigma' \times S^1$ has infinite boundary slopes and $\Sigma \times S^1 = (\Sigma' \times S^1) \cup (T_1 \times I) \cup (T_2 \times I)$. If the restrictions of ξ to $T_1 \times I$ and $T_2 \times I$ are isotopic, we can find a vertical annulus A between T_1 and T_2 without boundary-parallel dividing arcs.*

Proof. We show that $\Sigma \times S^1$ is contactomorphic to an explicit model where it is easy to find such an annulus. Consider a tight contact structure on $T^2 \times I$ isotopic to the restriction of ξ to $T_1 \times I$ or $T_2 \times I$, and remove from $T^2 \times I$ the standard neighbourhood U of a Legendrian vertical curve contained in a contact-invariant collar of $T^2 \times \{0\}$. We can thicken U to U' with infinite boundary slope using the bypasses coming from a vertical annulus whose boundary consists on a vertical ruling of ∂U and a Legendrian divide of $T^2 \times \{1\}$. In the same way, we can find a collar C of $T^2 \times \{0\}$ in $T^2 \times I \setminus U$ with boundary

slopes $-\frac{1}{n}$ and ∞ . The relative Euler class of the contact structure evaluated on a vertical annulus between U and $T^2 \times \{1\}$ has the same value of the Euler class evaluated on a vertical annulus between $T^2 \times \{0\}$ and $T^2 \times \{1\}$, which is enough to conclude that the contact structure on C is isotopic to the contact structure on $U' \setminus U$. In this way we have shown that $(T^2 \times I) \setminus U$ is a model for $\Sigma \times S^1$, where $T^2 \times I \setminus (U' \cup C) = \Sigma' \times I$, $C = T_1 \times I$, and $U' \setminus U = T_2 \times I$. In this model it is easy to find a vertical annulus A between $T^2 \times \{0\}$ and ∂U without boundary-parallel dividing curves, because U was removed from an invariant collar of $T^2 \times \{0\}$. \square

Lemma 37. *Let Σ be a pair of pants, and ξ a tight contact structure on $\Sigma \times S^1$. Suppose the boundary $-\partial(\Sigma \times S^1) = T_1 \cup T_2 \cup T_3$ has slopes $s(T_1) = \frac{p_1}{q}$, $s(T_2) = \frac{p_2}{q}$, $s(T_3) = \infty$, and $\frac{p_2}{q}$ is negative. Decompose $\Sigma \times S^1$ as we did in the previous Lemma.*

If all the basic slices in the decomposition of $T_1 \times I$ and $T_2 \times I$ have the same sign, then we can find a vertical annulus A between T_1 and T_2 without boundary-parallel dividing curves.

Proof. Consider a tight contact structure on $T^2 \times I$ isotopic to the restriction of ξ to $T_1 \times I$, and remove a standard neighbourhood U_0 of a Legendrian vertical curve with twisting number $-q$ contained in a contact invariant collar of $T^2 \times \{0\}$. As in the previous Lemma, we can thicken U_0 to U' with infinite boundary slope. By Proposition 18, there exists a solid torus U between U_0 and U' with boundary slope $\frac{p_2}{q}$. The fact that all the basic slices in $T^2 \times I$ have the same sign implies that also all the basic slices in $U' \setminus U$ have the same sign. For this reason the contact structure on $(T^2 \times I) \setminus U$ is isotopic to the contact structure on $\Sigma \times S^1$, and a vertical annulus A between $T^2 \times \{0\}$ and ∂U contained in the invariant collar of $T^2 \times \{0\}$ has no boundary-parallel dividing curves. \square

Theorem 38. *None of these contact structures remain tight after gluing in the solid tori V_i . Therefore M carries no tight contact structure with a vertical Legendrian curve.*

Proof. The strategy of the proof is to find overtwisted disks around the singular fibres or, equivalently, to thicken some of the V_i 's so that their boundary slopes become zero, which corresponds to slope $\frac{1}{2}$ on $-\partial(M \setminus V_1)$, $-\frac{1}{3}$ on $-\partial(M \setminus V_2)$, and $-\frac{2}{11}$ on $-\partial(M \setminus V_3)$. We will call these slopes *critical slopes*. For each i and j , we determine which contact structures on V_i and V_j guarantee the existence of a convex annulus with Legendrian boundary A in (a suitable submanifold of) $\partial(M \setminus V_i \cup V_j)$ such that $-\partial(M \setminus V_i \cup V_j \cup A)$ has, after rounding the edges, critical slope.

Case (1) We work between V_2 and V_3 . If in $T_3 \times I$ there are two basic slices with the same signs of the two basic slices in $T_2 \times I$, we can arrange them so that $T_3 \times [\frac{3}{5}, 1]$ is isomorphic to $T_2 \times I$. The manifold $M \setminus (V_1' \cup V_2 \cup V_3 \cup (T_3 \times [0, \frac{3}{5}]))$ has boundary slopes ∞ , $-\frac{1}{2}$, $-\frac{1}{2}$, and by Lemma 36, we can find a convex annulus A between $T_2 \times \{0\}$ and $T_3 \times \{\frac{3}{5}\}$ whose dividing curves go from a component of the boundary to the other one. See Fig. 14. After cutting along A and rounding the edges, we obtain a torus with slope $-\frac{1}{2}$ isotopic to $\partial(M \setminus V_1)$. Because the critical slope for $-\partial(M \setminus V_1)$ is $\frac{1}{2}$, M is overtwisted. This case excludes all the candidate tight contact structures except for the ones with $p_2 = 0$, $p_3 = 4, 5$, or $p_2 = 1$, $p_3 = 0, 5$, or $p_2 = 2$, $p_3 = 0, 1$.

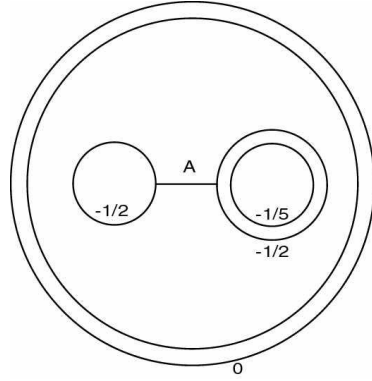


FIGURE 14. Case 1. The tori without indication of the slope are meant to have infinite slope.

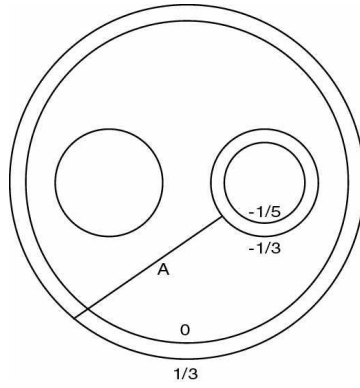


FIGURE 15. Case 2. The tori without indication of the slope are meant to have infinite slope.

Case (2) We work between V_1 and V_3 . Suppose that all the three basic slices in $T_3 \times [\frac{2}{5}, 1]$ as the same sign as $T_1 \times I$. We decrease the twisting number n_1 to -1 , and take a standard neighbourhood V_1'' so that $-\partial(M \setminus V_1'') = T_1 \times \{-1\}$ has slope $\frac{1}{3}$. We observe that we can choose the sign of the basic slice $T_1 \times [-1, 0]$ freely, in fact there is a unique tight contact structure on V_1 and V_1'' , therefore the gluings $V_1'' \cup T_1 \times [-1, 0]$ with both signs on $T_1 \times [-1, 0]$ are isotopic provided that they are tight. The tightness of the gluing can be shown with arguments borrowed from lemmas 36 and 37, by contact embedding $V_1 = V_1'' \cup T_1 \times [-1, 0]$ in a basic slice $T^2 \times I$ isotopic to $T_1 \times [-1, 0]$. We choose the sign of the basic slice $T_1 \times [-1, 0]$, so that it is the same as $T_1 \times [0, 1]$. The manifold $M \setminus (V_1'' \cup V_2' \cup V_3 \cup (T_3 \times [0, \frac{2}{5}]))$ has boundary slopes $\frac{1}{3}, -\frac{1}{3}, \infty$, and by Lemma 37 we can find a convex annulus A between $T_1 \times \{-1\}$ and $T_3 \times \{\frac{2}{5}\}$ as in figure 15 without boundary-parallel arcs, and by cutting along A and rounding the edges we obtain a torus with slope $\frac{1}{3}$ isotopic to $\partial(M \setminus V_2)$. This gives an overtwisted disk because $-\frac{1}{3}$ is the critical slope for $-\partial(M \setminus V_2)$. This case excludes the contact structures with $p_1 = 0$ and $p_3 \leq 2$, or the contact structures with $p_1 = 1$ and $p_3 \geq 4$.

Case (3) Now we work between V_1 and V_2 . Suppose that the basic slices which compose $T_2 \times I$ have the same sign as $T_1 \times I$. We decrease the twisting number of the singular

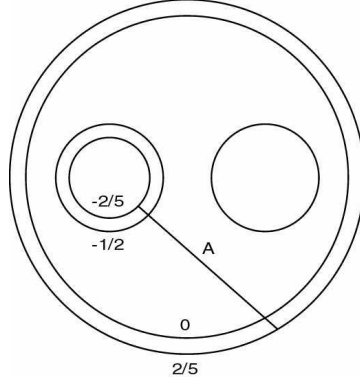


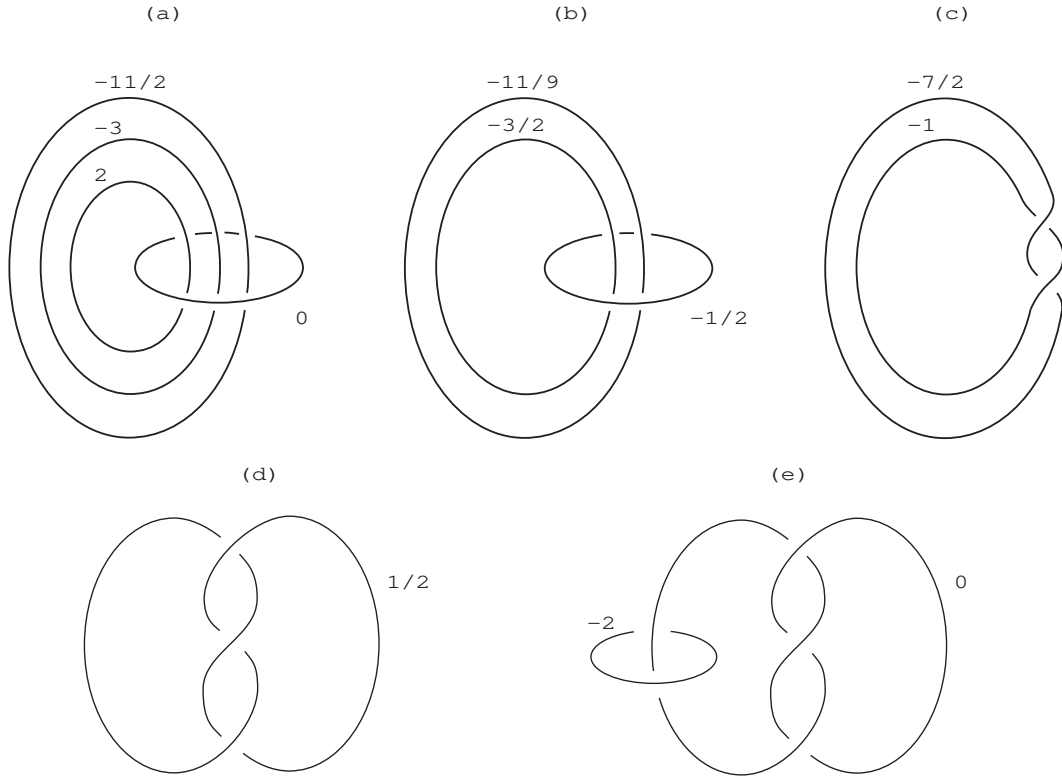
FIGURE 16. Case 3. The tori without indication of the slope are meant to have infinite slope.

fibres F_1 and F_2 to -2 and take standard neighbourhoods V_i'' , for $i = 1, 2$, so that $-\partial(M \setminus V_1'') = T_1 \times \{-1\}$ has slope $\frac{2}{5}$, $-\partial(M \setminus V_2'') = T_2 \times \{-1\}$ has slope $-\frac{2}{5}$, and all the basic slices in $T_1 \times [-1, 1]$ and $T_2 \times [-1, 1]$ have the same sign. The manifold $M \setminus (V_1'' \cup V_2'' \cup V_3')$ has boundary slopes $\frac{2}{5}$, $-\frac{2}{5}$, ∞ , therefore by Lemma 37 we can find a convex annulus $A \subset M \setminus V_3 \cup (T_3 \times I)$ between $T_1 \times \{-1\}$ and $T_2 \times \{-1\}$ without boundary-parallel dividing curves. See figure 16. Then, after cutting along A and rounding the edges, we find a torus V_3''' isotopic to $\partial(M \setminus V_3)$ with slope $\frac{1}{5}$. The thickened torus between $-\partial(M \setminus V_3)$ and $-\partial(M \setminus V_3''')$ has both boundary slopes $-\frac{1}{5}$, and contains a torus with infinite slope, hence, by the classification theorem for thickened tori, it contains an intermediate convex torus for each slope. In particular, it contains a convex torus with slope $-\frac{2}{11}$, which is the critical slope for $-\partial(M \setminus V_3)$, therefore it gives an overtwisted disk around F_3 . This case excludes the contact structures with $p_1 = 0$, $p_2 = 0$ and $p_1 = 1$, $p_2 = 2$.

We can exclude the remaining candidate tight contact structures with $p_0 = 1$, $p_2 = 1$, $p_3 = 0$, or $p_1 = 0$, $p_2 = 1$, $p_3 = 5$ in the following way. We go back to V_2 and V_3 and arrange the basic slices in $T_2 \times I$ such that $T_2 \times [\frac{1}{2}, 1]$ has the same sign as the basic slices in $T_3 \times I$ and consider an annulus A between $T_2 \times \{\frac{1}{2}\}$ and $T_3 \times \{\frac{4}{5}\}$ without boundary parallel dividing curves. Cutting along A and rounding the edges we obtain a torus with slope -1 isotopic to $\partial(M \setminus V_1)$. This corresponds to increase the twisting of the singular fibre F_1 up to $n_1 = 1$. Now we can decrease n_1 again choosing the sign of $T_1 \times I$, therefore we can prove that these two contact structures are isomorphic to other ones which have already been shown to be overtwisted. \square

4.2.3. *The case when no thickening to infinite slope exists.* It remains to analyse only the case when the convex annulus A between $\partial(M \setminus V_1)$ and $\partial(M \setminus V_2)$ of Lemma 35 carries no bypasses. Since $-\partial(M \setminus V_1)$ has slope $\frac{2}{5}$ and $-\partial(M \setminus V_2)$ has slope $-\frac{2}{5}$, the dividing set of A consists on 10 dividing arcs going from one side of the annulus to the other. We say that an arc in A is horizontal if its algebraic intersection with $\Sigma \subset M \setminus \cup V_i$ is zero.

Proposition 39. *The manifold $M(-\frac{1}{2}, \frac{1}{3}, \frac{2}{11})$ carries at most one tight contact structure.*

FIGURE 17. Kirby calculus on M .

Proof. After an isotopy of $M \setminus \cup V_i$ which can move the boundary, we can normalize the slope of the dividing arcs in A such that they are horizontal. This isotopy can be extended to a contact isotopy of M . Cutting $M \setminus \cup V_i$ along A and rounding the edges yields a thickened torus with both boundary slopes $-\frac{1}{5}$. For the contact structure on M to be tight, this thickened torus must be non-rotative, otherwise it would give an intermediate standard torus with slope $-\frac{2}{11}$, which is the critical slope for $-\partial(M \setminus V_3)$. The tight contact structure on a non-rotative torus is unique up to an isotopy which can move the boundary, and all the V_i are standard neighbourhoods of Legendrian curves, therefore there is only one possible tight contact structure on M . \square

4.2.4. *Construction of the tight contact structure.* We will use Kirby calculus to show that this manifold can be represented as Legendrian surgery on a link in S^3 . This will prove that M has at least one holomorphically fillable, and therefore tight, contact structure. The structure of Seifert fibration of the manifold $M(-\frac{1}{2}, \frac{1}{3}, \frac{2}{11})$ gives the surgery presentation shown by (a) in Fig. 17. By a slam-dunk on the (2) component of the link, we obtain the link (b). Next, we perform a Rolfsen twist on the $(-\frac{1}{2})$ component to obtain the link (c). After another Rolfsen twist around the (-1) component, we obtain diagram (d) in Fig. 17 and finally, after one inverse slam-dunk, we obtain diagram (e). The link represented in this last diagram can be made Legendrian because the surgery coefficient of each component is one less than the maximal Thurston-Bennequin number allowed for

the knot type of the the component. This proves that $M(-\frac{1}{2}, \frac{1}{3}, \frac{2}{11})$ carries at least one tight contact structure, and therefore ends the classification.

5. WHAT WE CAN DO, AND WHAT WE CAN'T DO

In this section we give a quick overview of similar results on the classification of tight contact structures on Seifert manifolds we are able to do with the techniques exposed in this paper, and point out some problems we have met. In addition to the Poincaré homology sphere with reversed orientation studied by Etnyre and Honda in [14] and the two examples treated in this paper, we are able to give a classification in several other cases. Among them there are the manifold $M(\frac{1}{2}, -\frac{1}{2}, -\frac{1}{2})$, where the existence of a unique tight contact structure has been proven by S. Schönenberger; see [32], the Poincaré homology sphere $M(\frac{1}{2}, -\frac{1}{3}, -\frac{1}{5})$, and the manifold $M(-\frac{1}{2}, \frac{1}{3}, \frac{3}{17})$. Moreover P. Ghiggini in his Ph.D. thesis is working towards the classification of tight contact structures on Seifert manifolds over the torus.

We would like to point out that in the examples computed in this paper, like in most of the other results mentioned above, the tight contact structures one obtains happen to be holomorphically fillable. In fact, the presence of possibly tight contact structure for which no Stein filling is known is a major source of difficulties in achieving a complete classification. The problems one has to face when dealing with non-holomorphically fillable contact structures are twofold.

The first problem is the proof of tightness, in fact we have very few techniques to do that, the main ones being holomorphic or symplectic fillability and the gluing techniques developed by Colin [2] and Honda [23]. In particular, the gluing theorems require the presence of incompressible surfaces, which do not exist in manifolds whose fundamental group is finite, such as small Seifert manifolds. An example is $M(-\frac{1}{2}, \frac{1}{3}, \frac{1}{4})$, which has been proved by Lisca to be not fillable in any sense, and where only an upper bound for the number of tight contact structures is known.

The second problem is distinguishing the tight contact structures. This is rather easy for Stein fillable contact structures using a result from Seiberg-Witten theory due to Lisca and Matić [30] and Kronheimer and Mrowka [28], which gives necessary conditions for holomorphically fillable contact structures to be isotopic. Another way to distinguish contact structures is through their homotopy classification as 2-planes fields given by Gompf [19] in term of algebraic topological invariants. An example of what happens outside the range of applicability of both methods is given by the family of manifolds $M(-\frac{1}{2}, \frac{1}{3\frac{2}{6n-1}})$ for $n > 3$, where we are able to give both an upper and a lower bound on the number of tight contact structures, but the problem to determine if some of them are isotopic or not remains open.

6. ACKNOWLEDGEMENT

Both authors are very grateful to John Etnyre and Ko Honda for their encouragement, steady support and interest. This work started during the Contact Geometry Quarter held at AIM and Stanford University during Fall 2000. We would like to thank both institutions for providing support.

REFERENCES

1. V. Colin, *Sur la torsion des structures de contact tendues*, Ann. Sci. École Norm. Sup. (4) **34** (2001), no. 2, 267–286.
2. ———, *Une infinité de structures de contact tendues sur les variétés toroïdales*, Comment. Math. Helv. **76** (2001), no. 2, 353–372.
3. F. Ding and H. Geiges, *Symplectic fillability of tight contact structures on torus bundles*, Algebr. Geom. Topol. **1** (2001), 153–172 (electronic).
4. Y. Eliashberg, *Classification of overtwisted contact structures on 3-manifolds*, Invent. Math. **98** (1989), no. 3, 623–637.
5. ———, *Filling by holomorphic discs and its applications*, Geometry of low-dimensional manifolds, 2 (Durham, 1989), Cambridge Univ. Press, Cambridge, 1990, pp. 45–67.
6. ———, *Topological characterization of Stein manifolds of dimension > 2* , Internat. J. Math. **1** (1990), no. 1, 29–46.
7. ———, *Contact 3-manifolds twenty years since J. Martinet’s work*, Ann. Inst. Fourier (Grenoble) **42** (1992), no. 1-2, 165–192.
8. Y. Eliashberg and M. Fraser, *Classification of topologically trivial Legendrian knots*, Geometry, topology, and dynamics (Montreal, PQ, 1995), Amer. Math. Soc., Providence, RI, 1998, pp. 17–51.
9. Y. Eliashberg and M. Gromov, *Convex symplectic manifolds*, Several complex variables and complex geometry, Part 2 (Santa Cruz, CA, 1989), Amer. Math. Soc., Providence, RI, 1991, pp. 135–162.
10. J. Etnyre, *Tight contact structures on lens spaces*, Commun. Contemp. Math. **2** (2000), no. 4, 559–577.
11. ———, *Introductory lectures on contact geometry*, elsewhere in this proceedings, 2001.
12. J. Etnyre and K. Honda, *Knots and Contact Geometry*, to appear in J. Symp. Geom.
13. ———, *Tight contact structures with no symplectic fillings*, to appear in Invent. Math.
14. ———, *On the nonexistence of tight contact structures*, Ann. of Math. (2) **153** (2001), no. 3, 749–766.
15. E. Giroux, *Convexité en topologie de contact*, Comment. Math. Helv. **66** (1991), no. 4, 637–677.
16. ———, *Une infinité de structures de contact tendues sur une infinité de variétés*, Invent. Math. **135** (1999), no. 3, 789–802.
17. ———, *Structures de contact en dimension trois et bifurcations des feuilletages de surfaces*, Invent. Math. **141** (2000), no. 3, 615–689.
18. ———, *Structures de contact sur les variétés fibrées en cercles au-dessus d’une surface*, Comment. Math. Helv. **76** (2001), no. 2, 218–262.
19. R. Gompf, *Handlebody construction of Stein surfaces*, Ann. of Math. (2) **148** (1998), no. 2, 619–693.
20. R. Gompf and A. Stipsicz, *4-manifolds and Kirby calculus*, American Mathematical Society, Providence, RI, 1999.
21. M. Gromov, *Pseudoholomorphic curves in symplectic manifolds*, Invent. Math. **82** (1985), no. 2, 307–347.
22. A. Hatcher, *Notes on Basic 3-Manifold Topology*, <http://www.math.cornell.edu/hatcher/>.
23. K. Honda, *Gluing tight contact structures*, to appear in Duke Math. J.
24. ———, *On the classification of tight contact structures I*, Geom. Topol. **4** (2000), 309–368 (electronic).
25. ———, *On the classification of tight contact structures II*, J. Differential Geom. **55** (2000), no. 1, 83–143.
26. K. Honda, W. Kazez, and G. Matić, *Tight contact structures and taut foliations*, Geom. Topol. **4** (2000), 219–242 (electronic).
27. Y. Kanda, *The classification of tight contact structures on the 3-torus*, Comm. Anal. Geom. **5** (1997), no. 3, 413–438.
28. P. B. Kronheimer and T. S. Mrowka, *Monopoles and contact structures*, Invent. Math. **130** (1997), no. 2, 209–255.
29. P. Lisca, *On fillable contact structures up to homotopy*, Proc. Amer. Math. Soc. **129** (2001), no. 11, 3437–3444 (electronic).

30. P. Lisca and G. Matić, *Tight contact structures and Seiberg-Witten invariants*, Invent. Math. **129** (1997), no. 3, 509–525.
31. S. Makar-Limanov, *Tight contact structures on solid tori*, Trans. Amer. Math. Soc. **350** (1998), no. 3, 1013–1044.
32. S. Schönenberger, *A manifold with unique tight contact structure*, 2001, Diplomarbeit ETH Zürich.
33. A. Weinstein, *Contact surgery and symplectic handlebodies*, Hokkaido Math. J. **20** (1991), no. 2, 241–251.

SCUOLA NORMALE SUPERIORE, PISA

E-mail address: ghiggini@mail.dm.unipi.it

DEPARTMENT OF MATHEMATICS, UNIVERSITY OF PENNSYLVANIA

E-mail address: stephans@math.upenn.edu