

Identifying Half-Twists Using Randomized Algorithm Methods

S. Kaplan and M. Teicher¹

kaplansh,teicher@macs.biu.ac.il

Department of Mathematics and Computer Sciences

Bar-Ilan University

Ramat-Gan, Israel

March 2, 2019

Abstract

Since the braid group was discovered by E. Artin [1], the question of its conjugacy problem is open. Although different approaches and advances were made, still the solution is difficult to compute with a computer, since the number of operations needed is extremely large. Meanwhile, random algorithms used to solve difficult problems such as primality of a number had been developed, and the random practical methods have become an important tool. We give a random algorithm, along with a conjecture of how to improve its convergence speed, in order to identify elements in the braid group, which are conjugated to its generators in any power. These elements of the braid group, the half-twists, are important for themselves, as they are the key players in some geometrical and algebraical methods, and construct endless sets of generators for the group.

¹Partially supported by the Emmy Noether Research Institute for Mathematics, Bar-Ilan University and the Minerva Foundation, Germany, and by the Excellence Center "Group theoretic methods in the study of algebraic varieties" of the National Science Foundation of Israel.

1 Introduction

Let B_n be the braid group on n strings. The conjugacy problem in B_n is difficult and was addressed in several cases in the past. The computation of a solution is still not accessible, meaning that although a solution was proposed ([6],[5]), the running time of a computerized program based on these algorithm is extremely long.

In the sequel we will describe an algorithm that solves a partial problem of the conjugacy problem. We will describe an algorithm that will make it possible to identify elements that are conjugated to the generators of the braid group in any power given. Therefore we actually identifying some special conjugacy classes of the braid group.

Our algorithm is based on a random technique, and has the property that in any case that it returns true (meaning that the input element w of the braid group is conjugated to a generator of the group in some power) it will also return to which generator g_i the element is conjugated, and what is q such that $w = q^{-1} g_i q$.

This conjugacy class which its elements are called half-twists are of special interest since they are the result of a correctly computed braid monodromy process, which can classify geometrical hypersurfaces up to deformation [9]. Therefore, using this algorithm it is possible to verify computations that were made on braid monodromy, and to check whether factorizations that are results of such a process are correct.

We will start by giving some braid group preliminaries, In section 3 we will give a complete description of the random method for identifying half-twists along with full proofs of its correctness and complexity. Section 4, will be dedicated to the presentation of the experiments and benchmarks that were done in order to understand the capabilities of the random algorithm. Finally, section 5 will be dedicated to closing arguments.

2 Braid group preliminaries

2.1 E. Artin's definition of the braid group

Definition 2.1 Artin's braid group B_n is the group generated by $\sigma_1, \dots, \sigma_{n-1}$ submitted to the relations

1. $\sigma_i \sigma_j = \sigma_j \sigma_i$ where $|i - j| \geq 2$
2. $\sigma_i \sigma_{i+1} \sigma_i = \sigma_{i+1} \sigma_i \sigma_{i+1}$ for all $i = 1, \dots, n-2$

This algebraic definition can be looked from a geometrical point of view, by associating to every generator of the braid group B_n a tie between n strings going monotonically from top to bottom, such that we switch by a positive rotation between the two adjacent pair of strings i and $i+1$. This means that σ_i corresponds to the geometrical element described in the following figure:

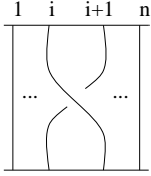


Figure 1: The geometrical braid associated with σ_i

The operation for the geometrical group is the concatenation of two geometrical sets of strings.

Example 2.2 The geometrical braid that corresponds to $\sigma_1 \sigma_2^{-1} \sigma_1 \sigma_3$ is presented in the following figure:

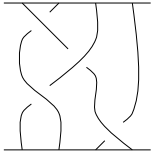


Figure 2: The geometrical braid $\sigma_1 \sigma_2^{-1} \sigma_1 \sigma_3$

2.2 Half-twists in the braid group

We are now going to describe what half-twists are, and what is their geometrical interpretation.

Definition 2.3 Let H be the conjugacy class of σ_1 , (i.e. $H = \{q \sigma_1 q^{-1} : q \in B_n\}$). We call H the set of half-twists in B_n , and we call an element $\tau \in H$ a half-twist.

Half-twists have a geometrical interpretation. Let D be a closed oriented unit disk in \mathbb{R}^2 , $K = \{k_1, \dots, k_n\} \subset D$ is a finite set of points, and $u \in \partial D$. We look at the fundamental group of $D \setminus K$ denoted by $\pi_1(D \setminus K; u)$. It is known that the fundamental group of a punctured disk with n holes is a free group on n generators.

Definition 2.4 A g-base (geometrical base) of $\pi_1(D \setminus K; u)$ is an ordered free base of $\pi_1(D \setminus K; u)$

Definition 2.5 Let B be the group of all diffeomorphisms of D such that $\phi(K) = K$, $\phi|_D = \text{Id}_D$. For $\phi_1, \phi_2 \in B$ we say that ϕ_1 is equivalent to ϕ_2 if ϕ_1 and ϕ_2 induce the same automorphism of ${}_1(D \setminus K; u)$. The quotient of B by this equivalence relation is isomorphic to the braid group B_n ($n = |K|$). We denote this group by $B_n(D; K)$, and we call its elements braids.

We recall a fact from [11][section III].

Any braid $\beta \in B_n(D; K)$ transforms a g -base to a g -base. Moreover, for every two g -bases, there exists a unique braid which transforms one g -base to another.

Let $a, b \in K$ be two points. We denote $K_{a,b} = K \setminus \{a, b\}$. Let γ be a simple path in $D \setminus \partial D$ ($\partial D \cap K_{a,b}$) connecting a with b . Choose a small regular neighborhood U of γ and an orientation preserving diffeomorphism $f: \mathbb{R}^2 \rightarrow U$ such that $f(1) = a$, $f(-1) = b$, $f(U) = \{z \in \mathbb{C} \mid |z| < 2g\}$.

Let $\phi(x), 0 \leq x \leq 1$ be a real smooth monotone function such that:

$$\phi(x) = \begin{pmatrix} 1 & 0 & x \\ 0 & 2 & x \end{pmatrix} \frac{3}{2}$$

Define a diffeomorphism $h: \mathbb{C} \rightarrow \mathbb{C}$ as follows: for $z = re^{i\theta} \in \mathbb{C}$ let $h(z) = re^{i(\theta + \phi(r))}$.

For the set $\{z \in \mathbb{C} \mid |z| \leq 2g\}$, $h(z) = \text{Id}$, and for the set $\{z \in \mathbb{C} \mid |z| \geq \frac{3}{2}g\}$, $h(z)$ is a rotation by 180° in the positive direction.

The diffeomorphism h defined above induces an automorphism on ${}_1(D \setminus K; u)$, that switches the position of two generators of ${}_1(D \setminus K; u)$, as can be seen in the figure:

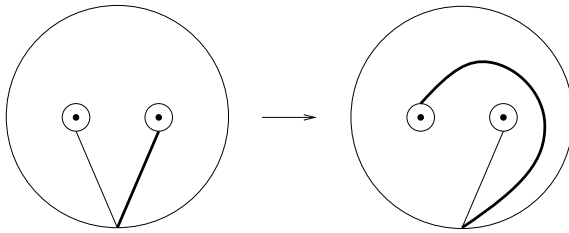


Figure 3: The action of the diffeomorphism h

Considering $(f \circ h \circ f^{-1}) \circ \beta$ (we will compose from left to right), we get a diffeomorphism of D which switches a and b and is the identity on $D \setminus U$. Thus it defines an element of $B_n(D; K)$.

Definition 2.6 Let $H(\cdot)$ be the braid defined by $(f \circ h \circ f^{-1}) \circ \beta$. We call $H(\cdot)$ the positive half-twist defined by β .

Theorem 2.7 [11] The half-twists occupy a full conjugacy class of the braid group.

The last theorem shows that every two half-twists are conjugated, and every element of the braid group conjugated to a half-twist is another half-twist. Therefore, we will use the term half-twist to describe any element in this conjugacy class of the braid group.

Moreover, it is shown in [11] that a well chosen set of $n-1$ half-twists can serve as a set of generators for $B_n[D; K]$, with the same relations as in Artin's definition.

Our main goal now, is to describe the algorithm, but before we can do that we need some definitions for common language.

Definition 2.8 Let $w \in B_n$ be a braid. Then it is clear that $w = \sigma_{i_1}^{e_1} \cdots \sigma_{i_l}^{e_l}$ for some sequence of generators, where $i_1, \dots, i_l \in \{1, \dots, n-1\}$ and $e_1, \dots, e_l \in \{1, -1\}$. We will call such presentation of w a braid word, and $\sigma_{i_k}^{e_k}$ will be called the k^{th} letter of the word w . l is the length of the braid word.

We will distinguish between two relations on the braid words.

Definition 2.9 Let w_1 and w_2 be two braid words. We will say that $w_1 = w_2$ if they represent the same element of the braid group.

Definition 2.10 Let w_1 and w_2 be two braid words. We will say that $w_1 \sim w_2$ if w_1 and w_2 are identical letter by letter.

Definition 2.11 A positive braid is an element of B_n which can be written as a word in positive powers of the generators σ_i , without the use of the inverse elements σ_i^{-1} . We denote this subgroup B_n^+ .

Next, we are going to remind some of the algorithms that were developed by A. Jacquemard, in [7]. These algorithms perform manipulation over braid words, and we will use a combination of them in our random method for determining if an element of the braid group is a half-twist or not.

The LetterExtract algorithm enables us to determine if it is possible to write a certain positive braid word in such a way that a given generator is its first letter.

Lemma 2.12 [7] If l is the length of the word w , then the LetterExtractLeft procedure complexity is $O(l^2)$.

Remark 2.13 The LetterExtractLeft procedure can be altered easily to become LetterExtractRight procedure.

The WordExtract algorithm tries to drive to the left of a positive braid word a given subword. it determines if it is possible to write the positive braid word w in such a way that the left part of w will be a given positive sub braid word.

We make use of this algorithm as a function in the following way:
 WordExtractRight($w; w^0$), its inputs are a positive braid word w from which we are going to extract to the left the positive sub braid word w^0 . If it is not possible to write $w = w^0 w^0$ for some positive braid word w^0 , the function will return \perp . If it is possible to write $w = w^0 w^0$ for some positive braid word w^0 the return value will be $w^0 w^0$ (i.e. the word w written with w^0 as its prefix).

Lemma 2.14 If l_1 is the length of w and l_2 is the length of w^0 then the complexity of the algorithm is $O(l_2^2)$.

Remark 2.15 The WordExtractLeft procedure can be altered easily to become WordExtractRight procedure.

The Normalize algorithm transforms a given braid word w into a normal form $w = \sigma_n^r w^0$, where σ_n is the fundamental braid word, r is minimal and w^0 is a positive braid word given in its lowest lexicographical order possible (This is Jacquemard solution to the braid word problem).

3 The randomized algorithm

In this section we will describe our random algorithm for identifying half-twists in any power. At first we will describe what a random algorithm is and how it works

3.1 Randomized algorithm

Let D be the set of all possible inputs to an algorithm A . Consider the situation where D is divided into equivalence classes by the relation \sim . Let A be a function $A: D \rightarrow \{0, 1\}$ which is well defined mathematically. If A is an algorithm that on some inputs given from D will return the wrong answer, but on others will return the right answer, and if we have a method to make sure if the answer is correct or not in some cases, it makes a solid foundation for using it as a random algorithm.

In our case D is the set of braid words w represented by the generators in both positive and negative powers. The equivalence relation is given by $w_1 \sim w_2$ if they are both half-twists in the same power. The function A returns true if w is a half-twist in some positive power and false otherwise. We will present an algorithm for solving the problem A , but unfortunately we will be able to be convinced of its result only if its answer is true, or in some cases of false answer, which we will call a genuine false. In some cases, although its input w is a half-twist in some positive power, our algorithm will return false.

As we will state in the next sections the probability of such an error is low, therefore it will be possible to iterate the algorithm on different elements of the equivalence class of the input, resulting a substantial reduction in the probability of the error. It is possible to reduce the probability of an error into as low as one wants, simply by increasing the number of iterations.

One very important and known example for a random algorithm is the algorithm for checking whether a natural number is prime or not. A randomized method developed by Miller [10] and Rabin [12], using iteration of checking 'witnesses' to the primality of the given number, resulting in a probability of an error which can be reduced as much as one wants. Every calculation of large prime numbers, especially with a connection to encryption is done today using this method.

3.2 Check for conjugacy to σ_i

In this section we will describe the algorithm for checking whether a given braid word w is a half-twist in some power or not. The algorithm is based on two functions that will be described in details in the subsections below.

The idea of the algorithm is based on the fact that if w is a half-twist, then there exists a braid word q such that $q^{-1}wq = \sigma_i$, for any σ_i generator of the braid group. First we find the power of the alleged half-twist by summing up the powers of the generators in w , this power will be denoted by $k = \deg(w)$. Then, we will try to manipulate the braid word w to be written as $w = q^{-1}\sigma_i^k q$, this will be done using the algorithms for braid word manipulation given above.

If the result of the word manipulation is true (meaning that we achieved the form $w = q^{-1}\sigma_i^k q$), then we return true, since the braid word is obviously a half-twist. Moreover, we can return q and σ_i which are the way the word w is conjugated to a generator of the braid group in the k^{th} power. If the result of the algorithm is false, it still might be possible that the given braid word w is conjugated to a generator in the k^{th} power. This can be seen by looking at the braid word $\sigma_1^{-1}\sigma_2\sigma_1\sigma_2\sigma_1^{-1}$, which no manipulation using the two braid relations without eliminating $\sigma_i\sigma_i^{-1}$ will make it possible to write it as $q^{-1}\sigma_i^k q$, although $\sigma_1^{-1}\sigma_2\sigma_1\sigma_2\sigma_1^{-1} = 1$.

However, this problematic situation mentioned above is quite rare, allowing us the possibility to use the random iteration method. What we do in this case is to raise a random braid word in the length of w and conjugate w by it, resulting a new braid word w^0 which is conjugated to τ_i^k if and only if w is conjugated to τ_i^k . Then, we try the algorithm again on w^0 .

If the probability of an error in the result is smaller than $p < 1$ then, by iterating n times one can get to a certainty of $1 - p^n$ that the given braid word w is not a half-twist.

In the performance and benchmarks section we will give our estimations to the error rate.

3.3 The IsHalfTwist procedure

First we give the algorithm that tries to manipulate the input braid word w into $w = q^{-1} \tau_i^k q$, where k is the sum of powers of the braid word w .

But, before we can do that we need to introduce a notation.

Notation 3.1 Let w be a braid word, we denote by $w_{i;j}$ the part of w that starts in the i^{th} letter and ends at the j^{th} letter of w .

Algorithm 3.2 IsHalfTwist

Input : w – non empty braid word in its normal form . k – the power of the half-twist.

Output : true – if the element is a half-twist to the k , false if the element is not a half-twist to the k^{th} power. c – the generator for which we found the conjugacy to, q – a positive braid word which conjugate w to c ($q^{-1} w q = c^k$).

IsHalfTwist($w; k$)

$iPos$ ← the position of the first positive letter in w

l ← the length of the positive part of w

 for $i = 1$ to (the number of strings in B_n) – $1 = n - 1$ do

 for $t = 0$ to k do

$pLeft \leftarrow \tau_i^t$
 $pRight \leftarrow \tau_i^{k-t}$

 for $p = iPos$ to l do

 if WordExtractRight($w_{p:os_p}; pLeft$) = 1 then
 continue

 if WordExtractLeft($w_{p+1;l}; pRight$) = 1 then
 continue

 Test manipulated w such that τ_i^k is omitted


```

    q ← wp+k tl
    if Test = Id then
        return true; qi
return false

```

Proposition 3.3 Given a braid word w if the algorithm returns true, then the braid word w is a half-twist of the k^{th} power.

P roof: The algorithm tries to write w as $q^{-k_i} q^0$ for each position in the positive part of w and each generator possible for k_i ($i = 1; \dots; n-1$). Then, it checks if $q = q^0$. If this happens the algorithm will return true. But, this is exactly the case when w can be written as a conjugacy to a half-twist in the k^{th} power, meaning that w is a half-twist to the k^{th} power. Moreover, if w is not conjugated to k_i , then there is no way to write w as $q^{-k_i} q^0$ where $q = q^0$, and since the only possible return of true is after such writing occur, the algorithm will not return true if w is not a half-twist to the k^{th} power.

Example 3.4 The following braid word in B_5 is a half twist (conjugated to σ_1) but the algorithm will return false while processing on it.

[illegible]

We want to give an explanation why the algorithm might return incorrect false results. Let $w = q^1 \dots q^k$ be a half-twist. Therefore, there is a finite sequence of braid relation actions on w that will transform it into $w^0 = q^1 \dots q^k$. We keep track of the position in the word of each of the letters q_i that belong to the original q_i^k of w^0 . Suppose that we only use the first braid relation ($i, j = j, i$ where $j_i - j_j > 1$). It is clear that if we eliminate the letters from the original q_i^k in any stage, we result with a word that equals to $\text{Id} \in B_n$. Therefore, activation of the first braid relation will never cause a braid word to result with an incorrect result. This leaves only the second rule as a possible cause, and so we have the following lemma:

Lemma 3.5 The reason why there are braid words w such that `IsHalfTwist` will return `false` while acting on them although they are half-twists can be caused only if we activate the second braid relation $\sigma_i \sigma_{i+1} \sigma_i = \sigma_{i+1} \sigma_i \sigma_{i+1}$ on the braid.

Proposition 3.6 The complexity of the IsHalfTwist algorithm is bounded by $O(n^2 k^2 l^3)$, where n is the number of strings, $k = \deg(w)$ and $l = \text{len}(w)$.

Proof: The proof involves the following facts: (a) We go over all possible generators σ_i , $1 \leq i \leq n-1$. (b) We go over all possibilities to divide the σ_i^k into two subwords. (c) We go over all positions p in the positive braid part of the braid word w . The total of this gives us $O(n k l)$ times that we call the WordExtractLeft and WordExtractRight procedures. The complexity of the WordExtractLeft procedure in our case is given by $O(k^{l^0} l)$, where k^{l^0} is the power of the left part of σ_i^k and $l^0 = p$ at each loop. The complexity of the WordExtractRight procedure in our case is given by $O(k^{l^0} l)$ where k^{l^0} is the power of the right part of σ_i^k and $l^0 = l - p$. Together we have that $k^{l^0} + k^{l^0} = k$ and $l^0 + l^0 = l$, and therefore, the calling to the two procedures is bounded by $O(k l^2)$. Combining that result with the above we get a total of $O(n k^3 l^3)$. To finish the proof we need to observe that the check whether $\text{Test} = \text{Id}$ takes $O(n^2 l)$ (see for example [2] for a fast solution for the braid word problem). This yields the total of $O(n^2 k^3 l^3)$ as the total complexity bound for the IsHalfTwist algorithm.

3.4 Some ways of improving the running time

There are some ways to make the algorithm run faster. The first two shortcuts involve keeping track of what exactly happens with the strings of the braid. So, we will enumerate the strings by $1, \dots, n$.

Definition 3.7 We call the number of times that two strings $i \in j$ cross one another (counted with the positivity induced by the sign of the generator denoting the switch) their crossing number, and we denote it by $\text{cr}(i; j)$.

Lemma 3.8 If w is a half-twist to the k^{th} power, there must be only one pair of strings which its crossing number $\text{cr}(i; j) \neq 0$, and then $\text{cr}(i; j) = k$.

Proof: It follows from the fact that using braid relations do not change the crossing numbers of pairs of strings in w , and from the geometrical interpretation of the half-twist elements.

Therefore, we can begin our algorithm by counting the crossing numbers of each pair of strings. If $\text{cr}(i; j) \neq 0$ for more than one pair, or $\text{cr}(i; j) = 0$ for all

if $i \neq j$ we can return false which is genuine (i.e. the probability of this false result to be correct is 1).

Moreover, if w is a half-twist, and we eliminate from w the two strings that their crossing number is not 0, resulting with $w^0 \in B_{n-2}$, then $w^0 = \text{Id} \in B_{n-2}$. Therefore, if $w^0 \notin \text{Id} \in B_{n-2}$ we can return a genuine false.

Definition 3.9 Assign to each letter in w a pair of numbers which represents the numbers of the strings that switch because of this generator, we call this pair the switching numbers of the letter.

By keeping track of all the switching numbers of the letters of w from the beginning to the end (no need to defer between positive or negative power of the letter in w) we result with an easy way to compute the permutation of the strings at each part of the word w . After looking at all the letters we get the permutation of the strings resulted by w .

Lemma 3.10 Let w be a braid word representing a half-twist to the k^{th} power. Then, the permutation induced by w should be Id if k is even or a transposition of exactly two strings if k is odd,

Proof: Immediately follows from the fact that a half-twist always change the position of two strings along a path between the strings (see the geometrical interpretation of the half-twists).

Now, we can check if the permutation is consistent with k which is the sum of the powers of the letters in w . If there is inconsistency we can return a genuine false.

After doing these two steps, we know what two strings are switching position, Therefore, checking conjugacy to another pair of switching strings is irrelevant, and can be skipped. This means that after we have wrote our braid word as $w = q_i^k q_i^0$ we may check if q_i^k induces the switch of the two strings we found at the beginning. If not, there is no need to check if $q_i = q_i^{0-1}$.

It seems as if we need to compute what are the switching pair of strings at the position q_i^k each time we manage to write our braid as $w = q_i^k q_i^0$ but this is not true. One can easily create by one pass over the given braid word w the switching pairs for all the letters, and than maintain the switching pair data easily by following the next rules:

Lemma 3.11 In the braid manipulation process one of the following must happen:

1. If we use the first braid rule $\pi_{ij} = \pi_{ji}$ then we must switch the two appropriate switching pairs.
2. If we use the second braid rule $\pi_{i+1,i} = \pi_{i+1,i+1}$ then, we must switch the two switching pairs assigned to the two ends of the sequence.

Proof: To begin with, it is clear that no other relation is used in the braid manipulation process, therefore we need only to proof that these are the changes in the switching pairs that are induced by the two relations.

For the first rule, since $\pi_{ij} = \pi_{ji}$ we know that $j_i - j_j > 1$. This means that the two switching pairs are distinct. Therefore, the switching pair associated with i and j continue with their letters, and they do not collide.

For the second rule, we know that the switching pairs must be of the form $(a,b); (a,c); (b,c)$. Therefore, the change in the letters induce the change of the switching pairs to $(b,c); (a,c); (a,b)$ (see the diagram below).

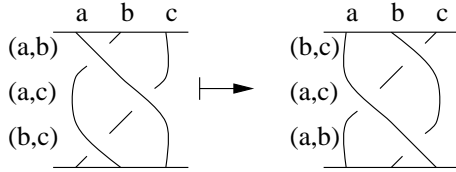


Figure 4: The second rule of switching pairs

The last improvement in running time of the algorithm we are going to present is a consequence of a (-1) return value of the LetterExtractLeft or the Right functions. Suppose that we are trying to extract to the right the letter π_i at the position p , and we do not succeed. This means that there is no chance of extracting the letter π_i to the right until we encounter the next π_i in the braid word. Therefore, any attempt to extract to the right the letter π_i for positions from p to the position of the next π_i letter in w is doomed before even beginning. Therefore, we can skip these tries without affecting the result of the algorithm. Note, that the same is true for the LetterExtractLeft, but this time we should check what is the leftmost position that we could extract the letter π_i to the left and move p to this position immediately. Note that due to the way that the LetterExtractLeft function works, this leftmost position is given instantly after the first unsuccessful LetterExtractLeft call.

This enables us to skip a large amount of tries to extract the letters into positions that we know already we can't extract to. Keeping track of what is the leftmost or rightmost position we can extract each letter is easy and therefore we can use this information to make the algorithm run faster.

3.5 The TestRandom Half twist algorithm

In this section, we will give the random core of the algorithm, the TestRandom Half twist procedure. This procedure gets the braid word and tries successively to check if it is a half-twist. The procedure will terminate in one of three conditions. The first is when IsHalfTwist return true, this happens when no question about the correctness of the answer exists, therefore one can return the result computed. The second is when we encounter a genuine false, here again there is no doubt of the correctness of the result. The third is when we have exceeded some predefined maximum value of tries. In this situation we say that the given braid word w is not conjugated to a half-twist, with the restriction that there could be an error which its probability is less than p (where p will be discussed later).

Algorithm 3.12 Is half twist procedure

Input : w - non empty braid word in its normal form .

Output : true - if the element is a half-twist to the k^{th} . false - if the element is not a half-twist to the k^{th} power, or a genuine false if possible. c - the generator for which we found the conjugacy to. q - the braid word which conjugate w to c ($q^{-1}wq = c^k$).

TestRandom Half twist ($w; k$)

```

    r ← Id
    r1 ← w
    i ← 0
    do
        i ← i + 1
        if IsHalfTwist(r1; k) = true then
            q ← r q
            c ← the letter where IsHalfTwist found the conjugacy
            return true
        else
            if the return value was a genuine false then
                return a genuine false.
            else
                r ← a random braid word of size length(w)
                r1 ← Normalize( $r^{-1} w r$ )
    while i < maximum number of tries
    return false (not genuine)

```

Proposition 3.13 Given a braid word w when the algorithm return true, the result q is the conjugacy word for which $q^{-1}wq = c^k$. Moreover, if the result of the

algorithm is false, then it is correct in the probability of $1 - p^i$ where p is the probability of an error for the result of `IsH alfT w ist`, and i is the number of tries.

P roof: The first part is obvious, since the only reason that this procedure returns true is when `IsH alfT w ist` returned true.

Now, we have to show that the returned conjugacy word q satisfy that $q^{-1} w q = c^k$ for some $1 \leq i \leq n$. We have two cases. The first case is when the algorithm returns true the first pass of the 'do' loop. In this case, the braid word that was entered to the `IsH alfT w ist` procedure is w . and the returned q is exactly as the q given by `IsH alfT w ist`, therefore this is the correct q . In the second case, we have iterated more than once over the 'do' loop. At each iteration we have conjugated by r the braid word w resulting with $r_1 = r^{-1} w r$. Therefore, the q returned by the `IsH alfT w ist` procedure satisfy that $q^{-1} r_1 q = c^k$. but $r_1 = r^{-1} w r$, therefore $q^{-1} r^{-1} w r q = c^k$, as the algorithm returns.

For the second part of the proposition suppose that the probability to receive an error by activating `IsH alfT w ist` on w is p . Consider the fact that if the algorithm has returned false it means that the 'do' was executed i times, and that in each iteration we actually have a random element of the conjugacy class of w . Therefore, the probability of an erroneous result is $1 - p^i$.

P roposition 3.14 The complexity of the Random `IsH alfT w ist` procedure is $O(n^2 k^2 \cdot 3^k)$.

P roof: Since the number of times we activate the procedure `IsH alfT w ist` is constant, and since all the other procedures we do in the 'do' loop take constant time or less then the time for the `IsH alfT w ist` procedure. We result in a constant times the complexity of the `IsH alfT w ist` procedure which is $O(n^2 \cdot k^2 \cdot 3^k)$.

4 Performance

In this section we will give the probability estimations for the success rate for the `IsH alfT w ist` procedure. We will also give conjecture that one can check w^2 instead of w reducing dramatically the probability for an incorrect false.

4.1 Probability estimations

Since the combinatoric computations of the braid group that are needed in order to give a result on the probability of an incorrect false return value are yet unknown, we have made numerous number of experiments using a computer program. The results are encouraging since it looks as if the probability to get an incorrect false return value from the IsHalfTwist procedure is low.

In our experiments we shuffled random half-twists and transformed them into normal form. Then, we have activated the IsHalfTwist once, counting for each length of word the number of times we tried the algorithm and the number of times that the algorithm resulted with true. We did this in the groups B_5 and B_8 for powers between 1 and 5 of the half-twists. The results are summarized in the tables below, Each line represents the tests on words that their length is in an interval of 100 letters. The two numbers in each Power column represents the number of words shuffled and the probability of success that the algorithm has.

B_5

length	Power 1	Power 2	Power 3	Power 4	Power 5
100	535 , 0.985	673 , 1	1149 , 1	1139 , 1	1196 , 1
200	550 , 0.829	684 , 1	1126 , 1	1208 , 1	1131 , 1
300	608 , 0.781	671 , 0.997	1087 , 1	1046 , 1	1118 , 1
400	553 , 0.772	555 , 0.994	941 , 1	905 , 1	881 , 1
500	492 , 0.770	311 , 0.993	558 , 1	542 , 1	532 , 1
600	452 , 0.803	92 , 1	127 , 1	139 , 1	116 , 1
700	297 , 0.771	14 , 1	12 , 1	21 , 1	26 , 1
800	109 , 0.779	–	–	–	–
900	44 , 0.701	–	–	–	–
1000	–	–	–	–	–

B_8

length	Power 1	Power 2	Power 3	Power 4	Power 5
100	147 , 1	135 , 1	141 , 1	762 , 1	488 , 1
200	125 , 0.944	142 , 1	148 , 1	685 , 1	476 , 1
300	135 , 0.755	124 , 1	138 , 1	634 , 1	427 , 1
400	136 , 0.669	135 , 1	130 , 1	678 , 1	443 , 1
500	64 , 0.625	58 , 1	59 , 1	297 , 1	195 , 1
600	64 , 0.577	118 , 0.991	100 , 1	556 , 1	410 , 1
700	107 , 0.598	100 , 1	107 , 1	511 , 1	417 , 1
800	91 , 0.466	89 , 0.977	77 , 1	411 , 1	425 , 1
900	55 , 0.527	58 , 0.931	54 , 1	142 , 1	397 , 1
1000	15 , 0.733	22 , 1	17 , 1	189 , 1	188 , 1
1100	17 , 0.470	11 , 1	18 , 1	79 , 1	374 , 1
1200	–	–	6 , 1	44 , 1	311 , 1
1300	–	–	4 , 1	9 , 1	190 , 1
1400	–	–	–	1 , 1	73 , 1
1500	–	–	–	2 , 1	103 , 1
1600	–	–	1 , 1	–	45 , 1
1700	–	–	–	–	24 , 1
1800	–	–	–	–	10 , 1
1900	–	–	–	–	1 , 1
2000	–	–	–	–	3 , 1

One may suggest that instead of using conjugation by random braid word, it may be sufficient to simply increase the number of strings, in order to get a correct result in case of a mistaken false. Unfortunately, experiments show that this is not true. If a given braid word w causes an incorrect false return value in the Ishikawa procedure, then the result is independent on the number of the strings in B_n , Therefore, trying to embed B_n in B_m where $n < m$ will not solve the incorrect false problem.

4.2 Conjecture for the square method

During the check of the different benchmarks, we found that the Ishikawa algorithm almost never returns an incorrect false results on powers greater than 1, Therefore, we have checked the next situation using a computer and came with the following conjecture.

Conjecture 4.1 Let w be a braid word. w is conjugated to the generator σ_i if and only if w^2 is conjugated to σ_i^2 .

One direction of the conjecture is obviously true, since if w is conjugated to the generator σ_i then it is obvious that w^2 is conjugated to σ_i^2 . The surprising part is the other direction. We have checked several thousands of different pairs of braid words w such that w^2 is conjugated to σ_i^2 , and in every case we found that w was conjugated to σ_i .

The meaning of this is that it could be possible to reduce the IsHalfTwist problem for general k into larger numbers. Given a braid word w with $\deg(w) = 1$. activate IsHalfTwist on w^2 and return its result.

Since the probability of an erroneous result in large powers is much lower, we get a better solution.

Note, that even if the conjecture is not true, a false result returned by checking powers of w implies that w is not a half-twist in any power.

5 Conclusions

We would like to point out that the algorithms given for the LetterExtractLeft and WordExtractLeft, as well as for the Normalize, are based on the natural set of generators for the braid group. It is already known (see for example [8], [2]) that if one changes the set of generators it is possible to make the algorithms complexity even better. This improvement may reflect immediately on the complexity of the random method given here, if we will find a way to extend the results of [7] to work on the new sets of generators for B_n .

The above algorithm enables us in a fast way to decide whether a given braid word is conjugated to any generator of the braid group in any power. This makes it possible to identify these unique and important elements of the braid group, which are the factors in a factorization yields from a braid monodromy. For example, if we use this method, it is possible to check whether a given factorization of σ^2 can be resulted from a braid monodromy process or not.

References

- [1] Artin, E., Theory of braids, Ann. Math. 48 (1947), 101-126.
- [2] Birman, J.S., Ko, K.H. and Lee, S.J., A new approach to the word and conjugacy problems in the braid groups, Adv. Math. 139 (1998), 322-353.
- [3] Dehornoy, P., From large cardinals to braids via distributive algebra, J. Knot Theory & Ramifications 4 (1) (1995), 33-79.

- [4] Dehornoy, P., A fast method for comparing braids, *Adv. Math.* 125 (2) (1997), 200-235.
- [5] Elrifai, E. A. and Morton, H. R., Algorithms for positive braids, *Quart. J. Math. Oxford Ser. (2)* 45 (1994), 479-497.
- [6] Garside, F. A., The braid group and other groups, *Quart. J. Math. Oxford Ser. (2)* 78 (1969), 235-254.
- [7] Jacquemard, A., About the effective classification of conjugacy classes of braids, *J. Pure. Appl. Alg.* 63 (1990), 161-169.
- [8] Kang, E. S., Ko, K. H. and Lee, S. J., Band-generator presentation for the 4-braid group, *Top. Appl.* 78 (1997), 39-60.
- [9] Kulikov, V. S. and Teicher, M., Braid monodromy factorization and diffeomorphism types, *Izvestiya: Mathematics*, 64 :2, (2000), 89 - 120.
- [10] Miller G. L., Riemann's hypothesis and tests for primality, *J. Computer and System Sciences* 13 (3), (1976), 300-317.
- [11] Moishezon, B. and Teicher, M., Braid group techniques in complex geometry I, Line arrangements in \mathbb{CP}^2 , *Contemporary Math.* 78 (1988), 425-555.
- [12] Rabin M. O., Probabilistic algorithm for testing primality, *J. Number Theory*, 12 (1980), 128-138.