

Box-ball systems and Robinson-Schensted-Knuth correspondence

Kaori Fukuda

Department of Mathematics, Kobe University, Rokko, Kobe 657-8501, Japan

October 26, 2018

Abstract

We study a box-ball system from the viewpoint of combinatorics of words and tableaux. Each state of the box-ball system can be transformed into a pair of tableaux (P, Q) by the Robinson-Schensted-Knuth correspondence. In the language of tableaux, the P -symbol gives rise to a conserved quantity of the box-ball system, and the Q -symbol evolves independently of the P -symbol. The time evolution of the Q -symbol is described explicitly in terms of the box-labels.

1 Introduction

The box-ball system (BBS), introduced in [8], [6], is a class of soliton cellular automata (ultra-discrete integrable systems). On this subject, remarkable progress has been made in connection with the discretization of nonlinear integrable systems ([7],[9]), and also with the crystal theory of representations of quantum algebras ([1],[3]). In this paper, we study the box-ball system from the viewpoint of combinatorics of words and tableaux. Our discussion is based on the fact that each state of the BBS can be identified with a pair of tableaux (P, Q) by means of the Robinson-Schensted-Knuth (RSK) correspondence. The main points of this paper are as follows:

- The P -symbol provides a conserved quantity under the time evolution of BBS.
- The Q -symbol evolves independently of the P -symbol; the time evolution of the Q -symbol can be described combinatorially in terms of the box-labels.

The second statement implies that *equivalent* states (which have the same Q -symbol) evolve similarly, giving rise to equivalent states after any number of steps.

This paper is organized as follows. In Section 2, we review some necessary facts from combinatorics of words and tableaux; the bi-word defined in Section 2 plays a crucial role in this paper. In Section 3, we consider a *standard* version of the BBS, and formulate our main results in terms of the standard BBS. Section 4 is devoted to the proofs of the main results which will be introduced in Section 3 for the standard BBS. In Section 5, we consider two generalizations of the standard BBS, and extend the results in Section 3 to those cases. The final section is devoted to a summary with examples.

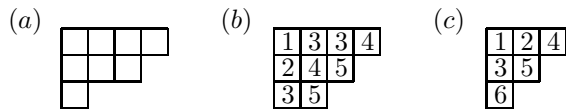
We remark that there is another way due to Torii et al. [10] to construct conserved quantities for the BBS by the Robinson-Schensted correspondence. Their procedure, however, is essentially different from the one we are going to discuss below.

2 Preliminaries

In this section we recall from the textbook of Fulton [2] (or Knuth [4]) some fundamental facts on combinatorics of words and tableaux, which we will freely use throughout this paper.

2.1 Tableau word

A *Young diagram* (a) is a finite collection of boxes, arranged in left-justified rows, with a weakly decreasing number of boxes in each row. We usually identify a partition, say $\lambda = (\lambda_1 \geq \lambda_2 \geq \dots \geq \lambda_l \geq 0)$, with the corresponding diagram. A *Young tableau* (b), or simply *tableau*, is a way of putting an integer in each box of a Young diagram that is weakly increasing across each row and strictly increasing down each column (*column-strict tableau* in the terminology of Macdonald [5]). We say that λ is the *shape* of the tableau. In the figure below, each shape is as follows; (a) : $\lambda = (4, 3, 1)$, (b) : $\lambda = (4, 3, 2)$, (c) : $\lambda = (3, 2, 1)$. A *standard tableau* (c) is a tableau in which the entries are numbers from 1 to n , each occurring once. See the figure below.



We now recall the algorithm of *bumping* (*row-bumping*, or *row-insertion*), for constructing a new tableau from a tableau by inserting an integer.

The rule of bumping $T \leftarrow i$ (for inserting an integer i in a tableau T):
If there are no integers larger than i in the first row, add a new empty box at the right end, and put i in it. Otherwise, among the integers larger than i , find the leftmost one, say j , and put i in the box by bumping j out (i.e., replace j with i). Then, insert j , the bumped number, into the second row in the same way. Repeat this procedure until the bumped number can be put in a new box

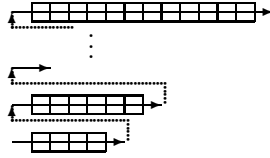
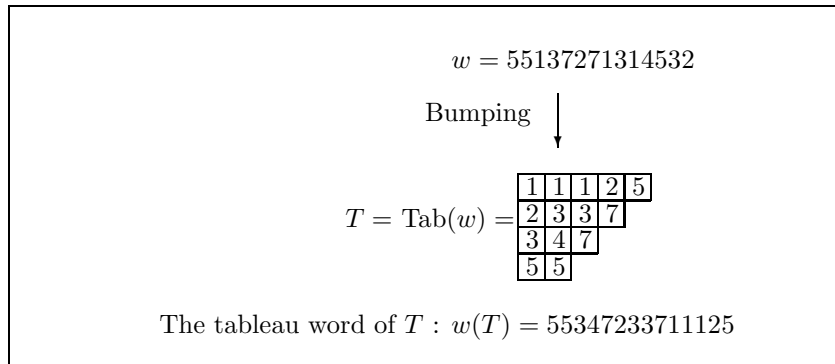


Figure 1: Reading route of a tableau word $w(T)$

at the right end of the row.

Given a *word* (sequence of numbers) $w = w_1 w_2 \cdots w_n$, we define the *tableau* $\text{Tab}(w)$ of w by bumping the entries of w from left to right, in the empty tableau \emptyset : $\text{Tab}(w) = (\cdots ((\emptyset \leftarrow w_1) \leftarrow w_2) \leftarrow \cdots) \leftarrow w_n$. Conversely, given a tableau T , we define the *word* $W(T)$ of T by reading the entries of T from left to right and bottom to top (see Figure 1). Note that $\text{Tab}(W(T)) = T$. We say that a word w is a *tableau word* if it is the word of a tableau. (See the example below.)



Any tableau word w can be expressed in the form

$$w = w_1^n w_2^n \cdots w_{\lambda_n}^n w_1^{n-1} \cdots w_{\lambda_{n-1}}^{n-1} \cdots \cdots w_1^1 \cdots w_{\lambda_1}^1,$$

where $\lambda = (\lambda_1, \dots, \lambda_n)$ ($\lambda_1 \geq \cdots \geq \lambda_n$) is the *shape* of w and $w_j^i \leq w_{j+1}^i$, $w_j^i < w_j^{i+1}$. (See the figure below.) We remark that there is a bijection between the tableaux and the tableau words.

$$\text{Tab}(w) =$$

| | | | | | | | | | |
|----------|----------|-------------------|--|--|--|--|-------------------|----------|-------------------|
| w_1^1 | w_2^1 | \cdots | | | | | | \cdots | $w_{\lambda_1}^1$ |
| w_1^2 | \cdots | | | | | | $w_{\lambda_2}^2$ | | |
| \vdots | | | | | | | | | |
| | | \ddots | | | | | | | |
| \vdots | | | | | | | | | |
| w_1^n | \cdots | $w_{\lambda_r}^n$ | | | | | | | |

2.2 Knuth equivalence

We next describe the bumping algorithm in the language of *words*. The basic rule is given by

$$(u x' v) x \longrightarrow x' u x v \quad (u \leq x < x' \leq v). \quad (1)$$

Here, x and x' are two numbers, and u and v are weakly increasing words; inequality $u \leq v$ means that every letter in u is smaller than or equal to every letter in v . In this expression, x stands for the number to be inserted into the row $(ux'v)$, and x' for the number to be bumped out from the row. This rule of bumping is decomposed into a sequence of rearrangements of three numbers of the following two types:

$$yzx \longrightarrow yxz \quad (x < y \leq z), \quad (2)$$

$$xzy \longrightarrow zxy \quad (x \leq y < z). \quad (3)$$

These two transformations, as well as their inverses, are called *elementary Knuth transformations*.

Definition 1. We call two words w and w' Knuth equivalent if they can be transformed into each other by a sequence of elementary Knuth transformations. We write $w \approx w'$ to denote that words w and w' are Knuth equivalent.

The following lemma will be used in the argument of Section 4.

Lemma 1. If w and w' are Knuth equivalent words, and w_0 and w'_0 are the results of removing the p largest numbers from each, for any p , then w_0 and w'_0 are Knuth equivalent words.

We refer the proof of this lemma to [2], for example.

Example 1.

$$5152431245 \approx 5415213245.$$

A sequence of elementary Knuth transformations between these two Knuth equivalent words is given as follows:

$$\begin{aligned} & \mathbf{5152431245} \approx \mathbf{5512431245} && (1 \leq 2 < 5) \\ = & \mathbf{5512431245} \approx \mathbf{5514231245} && (2 \leq 3 < 4) && \cdots *_1 \\ = & \mathbf{5514231245} \approx \mathbf{5541231245} && (1 \leq 2 < 4) && \cdots *_2 \\ = & \mathbf{5541231245} \approx \mathbf{5451231245} && (4 < 5 \leq 5) \\ = & \mathbf{5451231245} \approx \mathbf{5451213245} && (1 < 2 \leq 3) && \cdots *_3 \\ = & \mathbf{5451213245} \approx \mathbf{5415213245} && (1 < 4 \leq 5) \end{aligned}$$

Consider the two words 1243124 and 4121324, obtained by removing 5's from 5152431245 and 5415213245, respectively. These two words are again Knuth equivalent:

$$\begin{aligned} & 1243124 \approx 4121324. \\ & \mathbf{1243124} \approx \mathbf{1423124} && (2 \leq 3 < 4) && \cdots *_1 \\ = & \mathbf{1423124} \approx \mathbf{4123124} && (1 \leq 2 < 4) && \cdots *_2 \\ = & \mathbf{4123124} \approx \mathbf{4121324} && (1 < 2 \leq 3) && \cdots *_3 \end{aligned}$$

2.3 Bi-word

We say that a two-rowed array

$$\mathbf{w} = \begin{pmatrix} i_1 & i_2 & \cdots & i_k & \cdots & i_n \\ j_1 & j_2 & \cdots & j_k & \cdots & j_n \end{pmatrix}$$

is a *bi-word* if the columns are arranged according to the lexicographic order:

$$\begin{cases} i_1 \leq i_2 \leq \cdots \leq i_n, \\ j_k \leq j_{k+1} \quad \text{if} \quad i_k = i_{k+1} \quad (k = 1, \dots, n-1). \end{cases}$$

Then we define the *dual bi-word* \mathbf{w}^* of \mathbf{w} as follows, first by interchanging the top and the bottom rows, and by rearranging the columns so that \mathbf{w}^* should be in lexicographic order:

$$\mathbf{w}^* = \begin{pmatrix} j_{\sigma(1)} & j_{\sigma(2)} & \cdots & j_{\sigma(k)} & \cdots & j_{\sigma(n)} \\ i_{\sigma(1)} & i_{\sigma(2)} & \cdots & i_{\sigma(k)} & \cdots & i_{\sigma(n)} \end{pmatrix},$$

where $\sigma \in S_n$ is a permutation of indices $1, 2, \dots, n$ such $j_{\sigma(1)} \leq j_{\sigma(2)} \leq \cdots \leq j_{\sigma(n)}$ and that $i_{\sigma(k)} \leq i_{\sigma(k+1)}$ if $j_{\sigma(k)} = j_{\sigma(k+1)}$.

Example 2. The dual bi-word of $\mathbf{w} = \begin{pmatrix} 1 & 2 & 2 & 4 & 5 & 7 \\ 3 & 1 & 5 & 2 & 2 & 1 \end{pmatrix}$ is

$$\mathbf{w}^* = \begin{pmatrix} 1 & 1 & 2 & 2 & 3 & 5 \\ 2 & 7 & 4 & 5 & 1 & 2 \end{pmatrix}.$$

2.4 RSK correspondence

There is a bijection between the bi-words \mathbf{w} and the pairs of tableaux $\{(P, Q)\}$ of the same shape (RSK correspondence). The *P-symbol* P is the tableau obtained from the bottom row (j_1, j_2, \dots, j_n) by bumping. The *Q-symbol* Q is another tableau of the same shape which keeps the itinerary of the bumping procedure; it is obtained by filling the number i_k at each step in the box that has newly appeared when the number j_k is inserted.

Example 3. For the bi-word $\mathbf{w} = \begin{pmatrix} 1 & 2 & 2 & 4 & 5 & 7 \\ 3 & 1 & 5 & 2 & 2 & 1 \end{pmatrix}$, the corresponding pair of tableaux (P, Q) is obtained as in Figure 2 on the next page.

Remark 1. The RSK correspondence can also be formulated as a bijection between the matrices with nonnegative integer entries and the pair of tableaux of the same shape. Note that the matrix $A = (a_{ij})$ corresponding to a bi-word \mathbf{w} is defined by setting a_{ij} to be the number of columns of the form $\begin{pmatrix} i \\ j \end{pmatrix}$ in \mathbf{w} .

It is known that the *P-symbol* and the *Q-symbol* are interchanged if we switch the roles of the top and the bottom rows in the bi-word. (See [2], for example.)

Proposition 2.1. *If a bi-word \mathbf{w} corresponds to the pair of tableaux (P, Q) , then the dual bi-word \mathbf{w}^* of \mathbf{w} corresponds to the pair (Q, P) .*

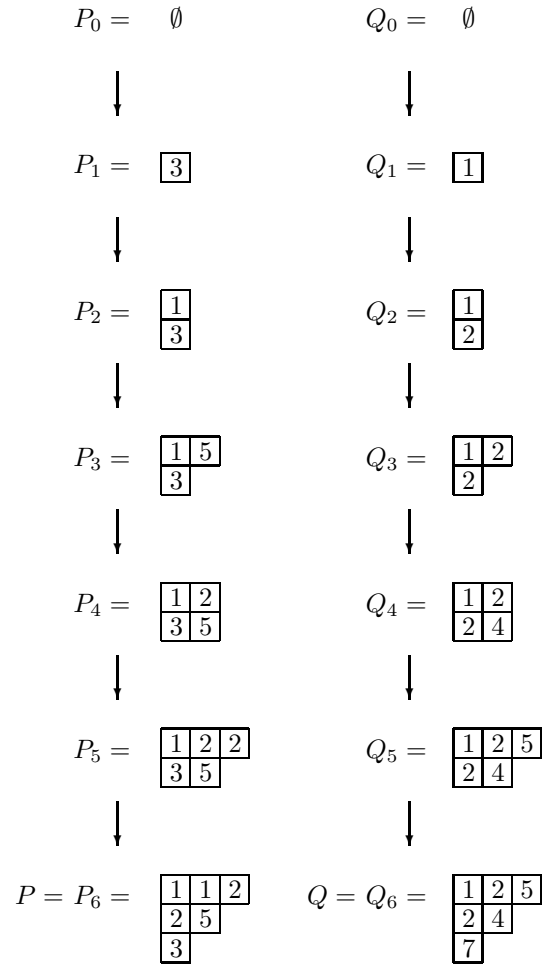


Figure 2: Bumping procedure

3 Box-ball system

In this section, we formulate the main results of this paper in terms of the *standard* version of the box-ball system (BBS), corresponding to the standard tableaux in the context of the RSK correspondence. A BBS is a system of finite number of balls of n colors evolving in the infinite array of boxes indexed by \mathbf{Z} . By a “standard” BBS, we mean a BBS in which n balls of n different colors are placed in the infinite array of boxes and all the boxes have capacity one. We use the numbers $1, 2, \dots, n$ to denote the colors of balls, and the symbol $e = n + 1$ to indicate a vacant place.

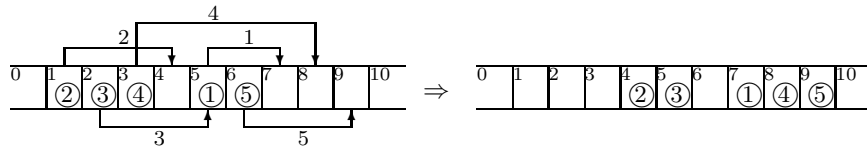
3.1 Standard BBS: Original algorithm

We first formulate the *standard* version of the BBS. A *state* of this system is a way to arrange n balls of different colors $1, 2, \dots, n$ in the array of boxes indexed by \mathbf{Z} , under the condition that at most one ball can be placed in each box. One step of time evolution of the standard BBS, from time t to $t + 1$, is defined as follows:


1. Every ball should be moved only once within the interval between time t and $t + 1$.
2. Move the ball of color 1 to the nearest right empty box.
3. In the same way, move the balls of colors $2, 3, \dots, n$, in this order.

We refer to this rule as the *original algorithm* of the standard BBS.

Example 4. The following figure shows an example with $n = 5$.



In the following figure, we show how Example 4 evolves as a BBS.



Observe that there are groups of numbers behaving like solitons. For a study of the BBS from the viewpoint of solitons, we refer the reader to [1] and the references therein.

Remark 2. We remark that the BBS is a reversible system. In the original algorithm described above, exchange the roles of left and right, and move the balls according to the reversed order $n, n - 1, \dots$. Then we obtain the state at time $t - 1$. (See the figure in Example 4 upside down.)

Remark 3. A generalization of the standard BBS can be given by using more than one balls for some colors. One can also formulate a BBS such that more than one balls can be put in some boxes. A detailed description of such generalizations will be given in Section 5.

3.2 Bi-word formulation

We next attach a bi-word to each state of the standard BBS and formulate our main theorem.

Each state of the standard BBS can be represented by a doubly infinite sequence $\cdots a_{-1}a_0a_1\cdots$ of numbers $1, \dots, n$ and $e = n + 1$ such that $a_i = e$ except for a finite number of i 's; if the box i is not empty, we define a_i to be the color of the ball contained in the box i , and set $a_i = e$ otherwise. Then we make a record of all pairs $\binom{i}{a_i}$ of *box-labels* i and *ball-colors* a_i (such that $a_i \neq e$), by scanning the sequence from left to right:

$$\mathbf{w} = \begin{pmatrix} i_1 & i_2 & \cdots & i_k & \cdots & i_n \\ a_{i_1} & a_{i_2} & \cdots & a_{i_k} & \cdots & a_{i_n} \end{pmatrix}$$

We read $\binom{i_k}{a_{i_k}}$ in \mathbf{w} as:

“ The box of label i_k contains a ball of color a_{i_k} .”

In this way, we obtain a bijection between the possible states of the standard BBS and the bi-words $\mathbf{w} = \begin{pmatrix} i_1 & i_2 & \cdots & i_n \\ j_1 & j_2 & \cdots & j_n \end{pmatrix}$ such that $i_1 < i_2 < \cdots < i_n$

and that $\{j_1, j_2, \dots, j_n\} = \{1, 2, \dots, n\}$. When \mathbf{w} is the bi-word attached to a state of the standard BBS, the dual bi-word \mathbf{w}^* is of the form

$$\mathbf{w}^* = \begin{pmatrix} 1 & 2 & \cdots & k & \cdots & n \\ b_1 & b_2 & \cdots & b_k & \cdots & b_n \end{pmatrix}.$$

We remark that the bottom row

$$b = (b_1, b_2, \dots, b_k, \dots, b_n)$$

of the dual bi-word \mathbf{w}^* represents the sequence of the box-labels of all nonempty boxes, arranged according to the ordering of colors. We refer to $b = (b_1, \dots, b_n)$ as the *box-label sequence* associated with the state $\cdots a_{-1}a_0a_1 \cdots$.

Example 5. The two states of Example 4, at time t and at $t + 1$, are rewritten as follows in terms of the bi-words, respectively:

$$\mathbf{w} = \begin{pmatrix} 1 & 2 & 3 & 5 & 6 \\ 2 & 3 & 4 & 1 & 5 \end{pmatrix} \Rightarrow \mathbf{w}' = \begin{pmatrix} 4 & 5 & 7 & 8 & 9 \\ 2 & 3 & 1 & 4 & 5 \end{pmatrix}.$$

The corresponding dual bi-words are given by

$$\mathbf{w}^* = \begin{pmatrix} 1 & 2 & 3 & 4 & 5 \\ 5 & 1 & 2 & 3 & 6 \end{pmatrix} \Rightarrow (\mathbf{w}')^* = \begin{pmatrix} 1 & 2 & 3 & 4 & 5 \\ 7 & 4 & 5 & 8 & 9 \end{pmatrix}.$$

In terms of the box-label sequences, the same time evolution is expressed as

$$b = (5, 1, 2, 3, 6) \Rightarrow b' = (7, 4, 5, 8, 9).$$

Given a state $\cdots a_{-1}a_0a_1 \cdots$ of the standard BBS, we denote by (P, Q) the pair of tableaux assigned to the bi-word \mathbf{w} through the RSK correspondence. The P -symbol P (resp. Q -symbol Q) is by definition the tableau obtained by bumping from the bottom row of \mathbf{w} (resp. from the bottom row of the dual bi-word \mathbf{w}^* of \mathbf{w}). Note also that P is a standard tableau of n boxes, and that Q is a tableau of the same shape in which the entries are mutually distinct integers.

The time evolution of the standard BBS is then translated into the time evolution of the corresponding bi-word, and also, via the RSK correspondence, into the time evolution of the pair of tableaux (P, Q) of the same shape.

Theorem 3.1. *We regard the standard BBS as the time evolution of the pairs of tableaux (P, Q) through the RSK correspondence in the way explained above. Then,*

1. *The P -symbol is a conserved quantity under the time evolution of the BBS.*
2. *The Q -symbol evolves independently of the P -symbol.*

As we will see below, the time evolution of the standard BBS can be described locally by the so-called *carrier algorithm*; Theorem 3.1 will be proved in Section 4 by applying the carrier algorithm. We remark that the time evolution of the Q -symbol can also be described by using the carrier algorithm (see Proposition 4.1).

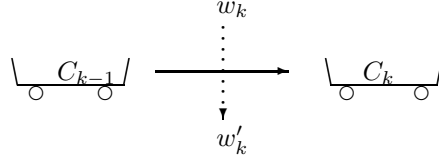
3.3 Carrier algorithm

The *carrier algorithm* is a way to transform a finite sequence $w = (w_1, w_2, \dots, w_n)$ of numbers into another sequence $w' = (w'_1, w'_2, \dots, w'_n)$, by means of a weakly increasing sequence $C = (c_1, \dots, c_m)$, called the *carrier*. In this transformation, the carrier moves along the word w from left to right; while the carrier passes each number w_k , the carrier loads w_k and unloads w'_k :

$$\left\{ \begin{array}{cccccccc} & w_1 & w_2 & w_3 & \cdots & & w_n & \\ & \vdots & \vdots & \vdots & \cdots & & \vdots & \\ C = C_0 & \longrightarrow & C_1 & \longrightarrow & C_2 & \longrightarrow & C_3 & \cdots & C_{n-1} & \longrightarrow & C_n = C' & \\ & \vdots & \vdots & \vdots & \cdots & & \vdots & \\ & w'_1 & w'_2 & w'_3 & \cdots & & w'_n & \end{array} \right\}$$

The rule of loading and unloading is defined as follows:

The rule of loading/unloading : Let $C_{k-1} = (c_1^{(k-1)}, c_2^{(k-1)}, \dots, c_m^{(k-1)})$ ($c_1^{(k-1)} \leq c_2^{(k-1)} \leq \dots \leq c_m^{(k-1)}$) be the sequence of numbers which have already been loaded on the carrier. Let w_k be the number to be loaded. Compare w_k with the numbers in C_{k-1} . If there are some numbers larger than w_k in C_{k-1} , then one of the smallest among them is unloaded, and w_k is loaded instead. If there is no such number, a minimum in C_{k-1} is unloaded, and w_k is loaded instead. (See the figure below.)



$$w'_k = \begin{cases} \min\{c_i^{(k-1)} \in C_{k-1} \mid c_i^{(k-1)} > w_k\} & \text{if } \{c_i^{(k-1)} \in C_{k-1} \mid c_i^{(k-1)} > w_k\} \neq \emptyset, \\ \min\{c_i^{(k-1)} \in C_{k-1}\} & \text{otherwise.} \end{cases}$$

$C_k =$ the sequence of numbers obtained from C_{k-1}
by replacing a w'_k by w_k .

Given two finite sequences $C = (c_1, c_2, \dots, c_m)$ ($c_1 \leq c_2 \leq \dots \leq c_m$) and $w = (w_1, w_2, \dots, w_n)$, from $C_0 = C$, we obtain the new sequences $C' = C_n$ and w' by repeating the rule of loading/unloading above. We call this transformation $(C, w) \rightarrow (C', w')$ the *carrier algorithm*.

Remark 4. The carrier algorithm can be understood as a repetition of Knuth transformations. We apply the basic rule (1) of Subsection 2.2, to the k -th step of loading/unloading mentioned above. When C_{k-1} contains a number greater than w_k , we have

$$C_{k-1}w_k = (ux'v)x \quad \rightarrow \quad x'(uxv) = w'_k C_k \quad (u \leq x < x' \leq v),$$

where $x' = w_k$ and $x = w'_k$; otherwise,

$$C_{k-1}w_k = (x'v)x \rightarrow x'(vx) = w'_k C_k \quad (x' \leq v \leq x)$$

is the trivial transformation. Hence we have $C_{k-1}w_k \approx w'_k C_k$ for each $k = 1, \dots, n$:

$$\begin{aligned} Cw &= C_0 w_1 w_2 w_3 \cdots w_n \approx w'_1 C_1 w_2 w_3 \cdots w_n \\ &\approx w'_1 w'_2 C_2 w_3 \cdots w_n \\ &\approx \quad \quad \quad \vdots \\ &\approx w'_1 w'_2 w'_3 \cdots w'_n C_n = w' C' \end{aligned}$$

3.4 Time evolution with a carrier

In the following, we give two propositions that will be used in the proof of Theorem 3.1. The time evolution of the standard BBS from one state to the next can be described in two different ways; the original algorithm and the transformation of the box-label sequences. We describe these two algorithms by using the carrier as introduced above.

We take an interval $[p, q]$ of \mathbf{Z} so that it contains all i with $a_i \neq e$, and all i with $a'_i \neq e$ as well. A choice of such an interval is given by $p = \min\{i \in \mathbf{Z} \mid a_i \neq e\}$, $q = \max\{i \in \mathbf{Z} \mid a_i \neq e\} + n$.

Proposition 3.2. *For a given state of the standard BBS, by ignoring the infinite sequences of e 's of the both hands sides, let $A = (a_p, a_{p+1}, \dots, a_{q-1}, a_q)$ be the remaining sequence of numbers; with p, q defined as above. Then, the original algorithm $A \rightarrow A'$ from time t to $t+1$, can be described by the carrier algorithm with a sequence $C = (e, e, \dots, e)$ of n e 's chosen as the initial state.*

We remark that, in this procedure, the final state of the carrier is identical to the initial state: $C' = (e, \dots, e)$. The proof of this proposition will be given in Section 4.

Remark 5. This algorithm with a carrier was introduced for the first time in 1997 by Takahashi-Matsukidaira [7]. As for the *one-colored version* (in which each box has an arbitrary finite capacity, and all balls have the same color), they proved in [7] that the original algorithm and carrier algorithm provide the same time evolution of BBS.

Example 6. Take the same example as in Example 4. With $n = 5$, we take the interval $[p, q] = [1, 11]$, and set

$$C = (e, e, e, e, e), \quad A = (2, 3, 4, e, 1, 5, e, e, e, e, e).$$

After eleven times of loading/unloading, we obtain

$$A' = (e, e, e, 2, 3, e, 1, 4, 5, e, e), \quad C' = (e, e, e, e, e).$$

The following figure shows the intermediate steps of the procedure.

$$\begin{array}{ccccccccc}
e, e, e, e, e & \begin{array}{c} 2 \\ \hline e \end{array} & 2, e, e, e, e & \begin{array}{c} 3 \\ \hline e \end{array} & 2, 3, e, e, e & \begin{array}{c} 4 \\ \hline e \end{array} & 2, 3, 4, e, e & \begin{array}{c} e \\ \hline 2 \end{array} & 3, 4, e, e, e & \begin{array}{c} 1 \\ \hline 3 \end{array} & 1, 4, e, e, e & \begin{array}{c} 5 \\ \hline e \end{array} \rightarrow \\
\rightarrow 1, 4, 5, e, e & \begin{array}{c} e \\ \hline 1 \end{array} & 4, 5, e, e, e & \begin{array}{c} e \\ \hline 4 \end{array} & 5, e, e, e, e & \begin{array}{c} e \\ \hline 5 \end{array} & e, e, e, e, e & \begin{array}{c} e \\ \hline e \end{array} & e, e, e, e, e & \begin{array}{c} e \\ \hline e \end{array} & e, e, e, e, e & \begin{array}{c} e \\ \hline e \end{array}
\end{array}$$

Next, we discuss the transformation of the box-label sequences. Recall that the box-label sequence $b = (b_1, \dots, b_k, \dots, b_n)$ is defined as the bottom row of the dual bi-word \mathbf{w}^* (see Subsection 3.2). Notice that $b_k \in [p, q]$ for all $k = 1, 2, \dots, n$, with p, q defined as before.

Proposition 3.3. *For a given state of the standard BBS, the transformation of the box-label sequence $b \rightarrow b'$ from time t to $t + 1$ can be described by the carrier algorithm with the initial state of the carrier $C = (l_1, l_2, \dots, l_m)$ defined as the increasing sequence consisting of the labels of all empty boxes in the interval $[p, q]$.*

We refer to the procedure of Proposition 3.3 as the box-label algorithm. The proof of this proposition will be given in Section 4.

Example 7. Take the same example as in Example 4. With $n = 5$, we take the interval $[p, q] = [1, 11]$, and set

$$C = (4, 7, 8, 9, 10, 11), \quad b = (5, 1, 2, 3, 6).$$

After five times of loading/unloading, we obtain

$$b' = (7, 4, 5, 8, 9), \quad C' = (1, 2, 3, 6, 10, 11).$$

The following figure shows the intermediate steps of the procedure.

$$\begin{array}{ccccccccc}
4, 7, 8, 9, 10, 11 & \begin{array}{c} 5 \\ \hline 7 \end{array} & 4, 5, 8, 9, 10, 11 & \begin{array}{c} 1 \\ \hline 4 \end{array} & 1, 5, 8, 9, 10, 11 & \begin{array}{c} 2 \\ \hline 5 \end{array} & 1, 2, 8, 9, 10, 11 & \begin{array}{c} 3 \\ \hline 8 \end{array} & 1, 2, 3, 9, 10, 11 & \begin{array}{c} 6 \\ \hline 9 \end{array} & 1, 2, 3, 6, 10, 11
\end{array}$$

4 Proof of the main results

4.1 Proof of Proposition 3.3

Note that a state of the standard BBS, represented as an infinite sequence $\dots a_{-1} a_0 a_1 \dots$, is identified with a function $a : \mathbf{Z} \rightarrow \{1, \dots, n, n + 1 = e\}$ of *finite support*; the support of a is defined by $\text{supp}(a) = \{i \in \mathbf{Z}; a_i \neq e\}$. The time evolution a' of a is determined by the injective mapping $f : \text{supp}(a) \rightarrow \mathbf{Z}$ such that $a'_{f(i)} = a_i$ for $i \in \text{supp}(a)$, and by $a'_j = 0$ for $j \notin \text{Im}(f)$. We first describe how the mapping f is defined by the original algorithm.

We now visualize the original algorithm of BBS by means of a 2-dimensional diagram as in Figure 3. First, write the state a at time t at the top (a); write

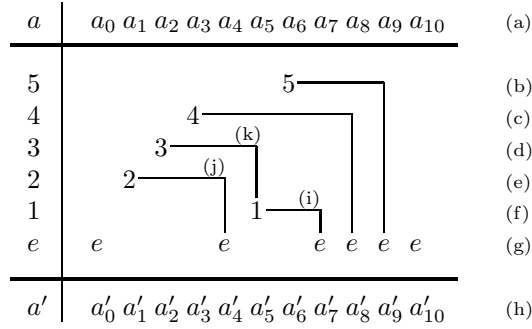


Figure 3: Two-dimensional illustration

each a_i again, down in the same column at the row corresponding to the number itself (b)-(g); here we are using the datum of Example 4. Then, following the original algorithm of BBS, connect “ 1 ” to its partner, nearest e on the right as in Figure 3 (i). Then look at “ 2 ”, draw lines by the same method (j). In this example, “ 3 ” should be moved to the empty box which had originally been occupied by the 1 on the right. Considering this 1 as the partner of the 3, connect the 3 to it (k). Do the same thing until all $a_i (\neq e)$ have been connected to their partners $a'_{f(i)}$. The general rule for drawing lines can be described as follows:

(*) *Connect each number with the leftmost one among all the smaller numbers on the right that have not been connected from above.*

In the original algorithm, the values $f(i)$ are determined in increasing order of a_i . Therefore, assume that $f(j)$ is known for all j such that $a_j < a_i$; let $X_i = \{f(j) \mid a_j < a_i\}$ and $Y_i := \{k \mid k \in \mathbf{Z} \setminus X_i, a_k < a_i \text{ or } a_k = e\}$. Then $f(i)$ is determined as follows,

$$f(i) = \min\{k \mid k \in Y_i, k > i\}; \quad (4)$$

the minimum exists because $a_k = e$ for infinitely many $k > i$ while X_i is finite.

Here, we notice that a state of the standard BBS can be described as a dual bi-word

$$\mathbf{w}^* = \begin{pmatrix} a_{b_1} & a_{b_2} & \cdots & a_{b_k} & \cdots & a_{b_n} \\ b_1 & b_2 & \cdots & b_k & \cdots & b_n \end{pmatrix}.$$

in which $a_{b_k} = k$ for all $k = 1, 2, \dots, n$. (Recall the latter half of Subsection 3.4.) From the explanation above, we can use the carrier algorithm with the initial state $Y = Y_{b_1}$ for deriving the values $f(i)$'s (box-labels). We remark that

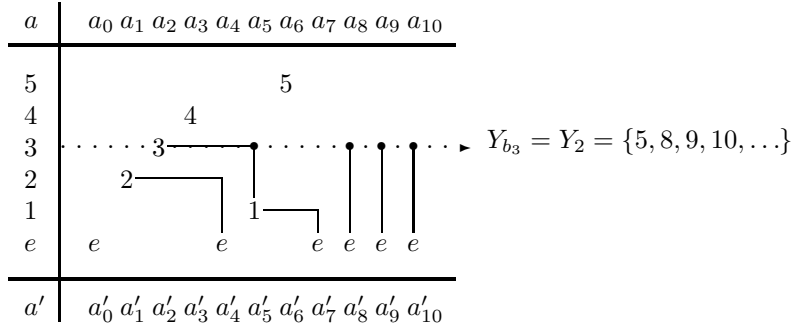


Figure 4: Example for the proof of Proposition 3.3

Y_{b_k} implies the carrier for $k = 1, 2, \dots, n$; see the following chart.

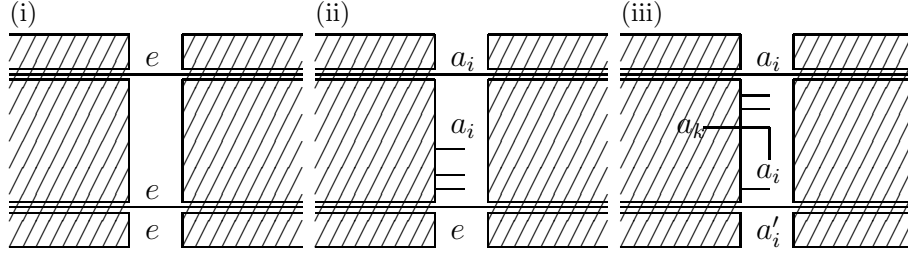
$$\left\{ \begin{array}{cccccccc} & b_1 & & b_2 & & b_3 & & \dots & & b_n & \\ & \vdots & & \vdots & & \vdots & & \dots & & \vdots & \\ Y = Y_{b_1} & \longrightarrow & Y_{b_2} & \longrightarrow & Y_{b_3} & \longrightarrow & Y_{b_4} & \dots & Y_{b_n} & \longrightarrow & Y' \\ & \vdots & & \vdots & & \vdots & & \dots & & \vdots & \\ & f(b_1) & & f(b_2) & & f(b_3) & & \dots & & f(b_n) & \end{array} \right\}$$

Notice that $Y' = Y_{f(b_1)}$ is the next initial state for the carrier algorithm from time $t + 1$ to $t + 2$. In this way, we can describe the box-label algorithm as the carrier algorithm, namely, we have the transformation of the box-label sequences: $(b_1, \dots, b_n) \rightarrow (f(b_1), \dots, f(b_n))$. We have thus proved Proposition 3.3. (See the example in Figure 4.)

4.2 Proof of Proposition 3.2

Look at Figure 3 again. The state a' at time $t + 1$ can be determined by means of this diagram (h). In what follows, by a *chain*, we mean a decreasing sequence of numbers that are connected together by lines ($a_i \rightarrow a_{f(i)} \rightarrow a_{f(f(i))} \rightarrow \dots$), and by a *perfect chain* a chain whose bottom is e : $a_{i_0} \rightarrow a_{i_1} \rightarrow \dots \rightarrow a_{i_r}$ such that $i_0 \notin \text{Im}(f)$, $f(i_k) = i_{k+1}$ for $k = 1, 2, \dots, r - 1$, and $a_{i_r} = e$. We analyze how a'_i is determined from a_i by looking locally at the i -th column. (See the figure below.)

- (i) If an e is alone, it remains at the same position at time $t + 1$. Note that each $a_i (\neq e)$ belongs to a unique perfect chain.
- (ii) If $a_i (\neq e)$ is at the top of a perfect chain, namely $i \notin \text{Im}(f)$, it is replaced with e (i.e., $a'_i = e$).
- (iii) If $a_i (\neq e)$ belongs to a perfect chain and it is not at the top, it is replaced at time $t + 1$ with $a'_i = a_k$ connected with it from above.



Notice that the perfect chains never intersect with each other. In view of this fact, we see that the same set of non-intersecting perfect chains can be obtained by observing the sequence of numbers at time t from left to right, rather than from bottom to top as in the rule (*).

In the algorithm with a carrier, the function f is determined instead by increasing values of $f(j)$. Let i be a value for which we search a k such that $f(k) = i$ and assume that the set $A_i = \{j \mid j \in \mathbf{Z}, a_j \neq e, f(j) < i\}$ is known; put $B_i = \{j \mid j \in \mathbf{Z}, j < i, j \notin A_i\}$. If $a_j = e$ or $a_j \leq a_i$ for all $j \in B_i$ (i.e., the case (i) or (ii) in the figure above), then we have $i \notin \text{Im}(f)$; otherwise with $k = \min\{a_j \mid j \in B_i, a_j > a_i \text{ and } a_j \neq e\}$, the index k is the unique one with $f(k) = i$ (i.e., the case (iii) in the figure above). This defines the same function f as the original definition, as can be proved by an induction on i . We remark that each set $C_i = \{a_j \mid j \in B_i\}$ defined with i implies a carrier ($C = C_p$):

$$\left\{ \begin{array}{cccccc} & a_p & a_{p+1} & a_{p+2} & \cdots & a_q \\ & \vdots & \vdots & \vdots & \cdots & \vdots \\ C = C_p & \longrightarrow & C_{p+1} & \longrightarrow & C_{p+2} & \longrightarrow \cdots C_q & \longrightarrow & C' \\ & \vdots & \vdots & \vdots & \cdots & \vdots \\ & a_{p'} & a_{p+1}' & a_{p+2}' & \cdots & a_q' \end{array} \right\}$$

We have thus completed Proposition 3.2. (See the example in Figure 5.)

4.3 Proof of Theorem 3.1

In the notation of Proposition 3.2, we get $CA \approx A'C$ from Remark 4.

$$\begin{aligned} CA &= C_p(a_p, a_{p+1}, \dots, a_{q-1}, a_q) \\ &\approx a_{p'} C_{p+1}(a_{p+1}, a_{p+2}, \dots, a_{q-1}, a_q) \\ &\approx (a_{p'}, a_{p+1}') C_{p+2}(a_{p+2}, a_{p+3}, \dots, a_{q-1}, a_q) \\ &\vdots \\ &\approx (a_{p'}, a_{p+1}', \dots, a_{q-1}', a_q') C' = A'C \end{aligned}$$

We know that Knuth equivalent words correspond to the same tableau. Since e is thought of as larger than any other number, by virtue of Lemma 1, we see that the results A_e and A'_e of removing e 's from CA and $A'C$, respectively, are

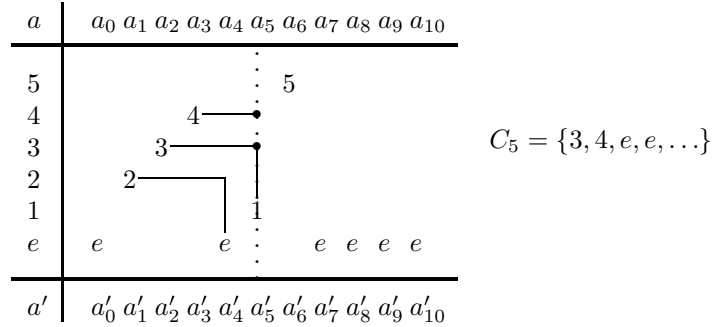


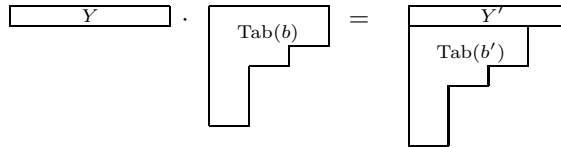
Figure 5: Example for the proof of Proposition 3.2

Knuth equivalent, i.e., $A_e \approx A'_e$. Hence the bumping of A_e and A'_e give the same tableau P ; this P -symbol is conserved by the time evolution. We remark that the sequence A_e is nothing but the bottom row of the bi-word \mathbf{w} we introduced before. We have completed the proof of the first statement of Theorem 3.1.

We next consider the box-label algorithm in order to prove the second statement of Theorem 3.1. We denote by T^* the time evolution of box-label sequences, so that $T^*(b) = b'$. With the notation in the proof of Proposition 3.3, we obtain the following sequence of Knuth equivalent words:

$$Yb = Y_{b_1}b_1 \cdots b_n \approx b'_1 Y_{b_2}b_2 \cdots b_n \approx \cdots \approx b'_1 \cdots b'_n Y' = b'Y'.$$

We now look at the tableau $\text{Tab}(Yb)$. From the definition of the carrier algorithm, it is clear that, while inserting b into Y , the first row of the tableau is kept track of by the carrier. Hence we see that the first row of the resulting tableau $\text{Tab}(Yb)$ is identical to Y' , and that the tableau obtained from $\text{Tab}(Yb)$ by removing the first row is identical to $\text{Tab}(b')$. This implies that both Y' and $\text{Tab}(b')$ depend only on the Knuth equivalence class of Yb .



Supposing that a word a is Knuth equivalent to b (i.e., $\text{Tab}(a) = \text{Tab}(b)$), consider the time evolution $Ya \rightarrow a'Y''$ by the carrier algorithm with the same initial state of the carrier Y . Since $Ya \approx Yb$, from the consideration above, we conclude that $Y' = Y''$ and $\text{Tab}(a') = \text{Tab}(b')$, hence $a' \approx b'$.

Lemma 2. *If a and b are two Knuth equivalent words, then so are the resulting $T^*(a)$ and $T^*(b)$.*

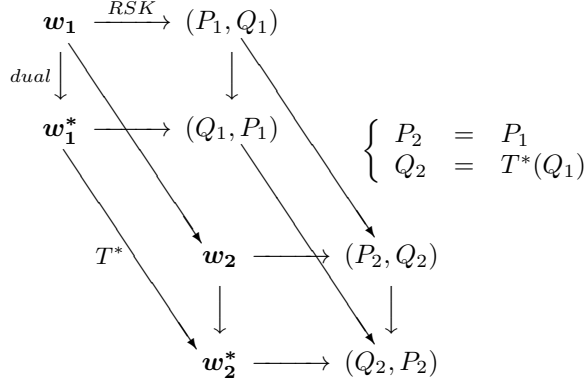


Figure 6: Time evolution T^* in the dual version

Let w_1 and w_2 be the bi-words corresponding to the states at time t and $t + 1$, respectively; let a, a' (resp. $b, b' = T^*(b)$) be the bottom rows of the bi-words w_1, w_2 (resp. the dual bi-words w_1^*, w_2^*). The tableaux Q_1 and Q_2 are the Q -symbols for time t and $t + 1$, respectively. From Proposition 2.1, we see that $Q_i = Q(w_i) = P(w_i^*)$ for each $i = 1, 2$. (See Figure 6.)

By the theory of the RSK correspondence, being a tableau word is a *property* of the Q -symbol of the word. The bumping algorithm applied to the tableau word of any tableau of shape λ goes through a sequence of shapes that is determined by λ alone. If b is a tableau word, namely $b = W(P(w_1^*)) = W(Q_1)$, we can fix the property of the Q -symbol $Q(w_1^*) = P_1$. (See Figure 6.) Since $P_1 = P_2$, the Q -symbol $Q(w_2^*) = P_2$ has the same property. Hence we see that $b' = T^*(b)$ is also a tableau word and we obtain the following Lemma:

Lemma 3. *If b is a tableau word, $T^*(b)$ is a tableau word of the same shape.*

See Figure 6 again; since $b \approx W(Q_1)$, by Lemma 2, we obtain

$$T^*(b) \approx T^*(W(Q_1)).$$

Because of $T^*(b) = b'$ and $b' \approx W(Q_2)$, we see

$$W(Q_2) \approx T^*(W(Q_1)).$$

By Lemma 3, $T^*(W(Q_1))$ is a tableau word. Hence, we have

$$W(Q_2) = T^*(W(Q_1)).$$

This implies that the Q -symbol Q_2 is determined only from Q_1 , and does not depend on the P -symbol P_1 , thereby completing the proof of the second statement of Theorem 3.1.

Identifying tableau words with tableaux, we can define the time evolution of the Q -symbol Q by

$$T^*(Q) = \text{Tab}(T^*(W(Q))).$$

Summarizing, with the interval $[p, q] \subset \mathbf{Z}$ again, we have

Proposition 4.1. *In the standard BBS, the time evolution of the Q -symbol Q is described by the box-label algorithm with a carrier. The initial state of the carrier is given with $C = (l_1, \dots, l_m)$ defined as the increasing sequence consisting of the labels of all empty boxes in the interval $[p, q]$. The carrier runs along the rows of the tableau Q from left to right, and bottom to top.*

Therefore, the evolution of the Q -symbol can be directly computed by the box-label algorithm at the level of tableau words read off from the tableau (recall Figure 1 in Section 2), without the need to recompute a tableau from the resulting word.

5 Generalization of the BBS

In this section, we consider two generalizations of the standard BBS, which we call the advanced BBS and the generalized BBS. In both cases, we allow to use an arbitrary finite number of balls for each color. An *advanced* BBS is a BBS in which all the boxes have capacity one. A *generalized* BBS is a BBS in which the capacity of each box is specified individually. When we consider a generalized BBS, we denote by δ_j the capacity of the box labeled j and assume $\delta_j \geq 1$ for all $j \in \mathbf{Z}$. Then an advanced BBS is considered as the special case of a generalized BBS such that $\delta_j = 1$ for all $j \in \mathbf{Z}$.

5.1 Generalized BBS

We first discuss the original rule for the advanced BBS in which all the boxes have capacity one. In this case, we may use an arbitrary finite number of balls for each color. One step of time evolution of the advanced BBS, from time t to $t + 1$, is defined as follows:

1. Every ball should be moved only once within the interval between time t and $t + 1$.
2. Move the leftmost ball of color 1 to the nearest right empty box.
3. Among the remaining balls of color 1, if any, move the leftmost one to the nearest right empty box.
4. Repeat the same procedure until all the balls of color 1 have been moved. (In Figure 7 below, the balls to be moved are printed in the **boldface**, and the empty boxes to be filled in are denoted by \checkmark .)
5. In the same way, move the balls of color 2, 3, \dots , n , in this order, until all the balls have been moved.

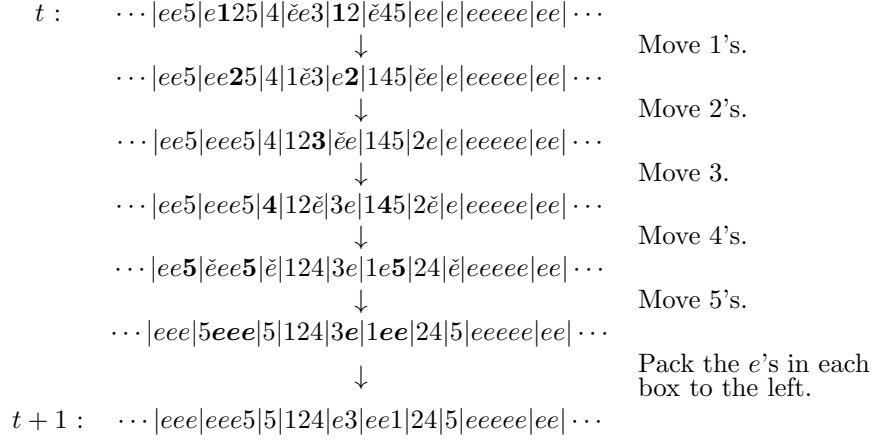


Figure 8: A generalized version of the example in Figure 7

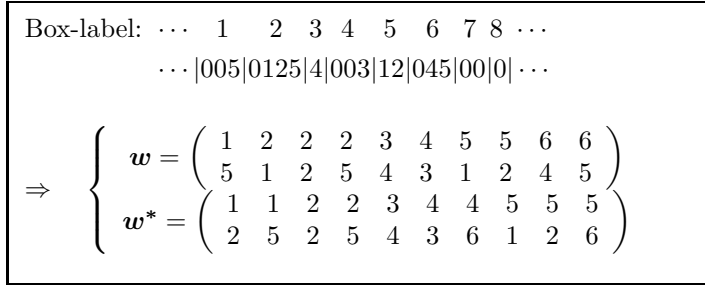


Figure 9: Bi-word formulation for the generalized version

Given a state of the generalized BBS, we scan the sequence from left to right in order to obtain the bi-word \mathbf{w} . (See Figure 9. cf. Subsection 3.2.) We also denote by (P, Q) the pair of tableaux assigned to \mathbf{w} through the RSK correspondence. Notice that P is a tableau in which each entry is taken from the numbers $1, 2, \dots, n$, and that Q is a tableau of the same shape in which the entries are integers.

The time evolution of the generalized BBS is then translated into the time evolution of the corresponding bi-word, and also, via the RSK correspondence, into the time evolution of the pair of tableaux (P, Q) of the same shape.

Theorem 5.1. *We regard the generalized BBS as the time evolution of the pairs of tableaux (P, Q) through the RSK correspondence in the way explained above. Then,*

1. *The P -symbol is a conserved quantity under the time evolution of the BBS.*
2. *The Q -symbol evolves independently of the P -symbol.*
3. *The time evolution of the Q -symbol is described by the box-label algorithm with a carrier.*

In the box-label algorithm for the time evolution of the Q -symbol, the initial state of the carrier is defined to be the multiset obtained from that of all possible box-labels, by removing the labels contained in the Q -symbol, each as many times as the number of the appearances in Q . (See the next subsection for the detail.) In this algorithm, the carrier runs along the rows of the tableau Q from left to right, and bottom to top.

5.2 Reducing to the standard version

In this subsection, we explain how Theorem 5.1 for the generalized BBS can be reduced to Theorem 3.1 and Proposition 4.1 for the standard BBS.

First of all, we must consider the capacity of each box. Let $\delta_j > 0$ be the capacity of the box labeled j , and take an increasing sequence of integers $\cdots < d_{j-1} < d_j < d_{j+1} < \cdots$ such that $\delta_j = d_j - d_{j-1}$. For a given state of the generalized BBS, we consider the corresponding sequence of numbers $(1, 2, \dots, n, e)$ with walls:

$$\begin{array}{ccccccc} \text{Box-label:} & \cdots & & j-1 & & j & & j+1 & & \cdots \\ & \cdots & | & \cdots, a_{d_{j-1}} & | & a_{d_{j-1}+1}, \dots, a_{d_j} & | & a_{d_j+1}, \dots & | & \cdots \end{array}$$

Denoting by l_i the box-label attached to the i -th column ($i \in \mathbf{Z}$), we define the bi-word $\mathbf{w}_{(gen)}$ of the state as

$$\mathbf{w}_{(gen)} = \begin{pmatrix} l_{i_1} & l_{i_2} & \cdots & l_{i_k} & \cdots & l_{i_N} \\ a_{i_1} & a_{i_2} & \cdots & a_{i_k} & \cdots & a_{i_N} \end{pmatrix}.$$

where N stands for the total number of balls.

Then we replace the bi-word $\mathbf{w}_{(gen)}$ above by the following bi-word $\mathbf{w}_{(ad)}$:

$$\mathbf{w}_{(ad)} = \begin{pmatrix} i_1 & i_2 & \cdots & i_k & \cdots & i_N \\ a_{i_1} & a_{i_2} & \cdots & a_{i_k} & \cdots & a_{i_N} \end{pmatrix}.$$

Notice that $l_i = i$ for all $i \in \mathbf{Z}$ if and only if all boxes have capacity one. Thus, we can reduce the generalized version to the advanced version. Note that we can recover $\mathbf{w}_{(gen)}$ from $\mathbf{w}_{(ad)}$ by using the function l .

We next need to consider the number of balls of each color. If we describe a state of the advanced BBS as a bi-word $\mathbf{w}_{(ad)}$ above, we obtain its dual bi-word $\mathbf{w}^*_{(ad)}$ as follows:

$$\mathbf{w}^*_{(ad)} = \begin{pmatrix} a_{\sigma(i_1)} & a_{\sigma(i_2)} & \cdots & a_{\sigma(i_k)} & \cdots & a_{\sigma(i_N)} \\ \sigma(i_1) & \sigma(i_2) & \cdots & \sigma(i_k) & \cdots & \sigma(i_N) \end{pmatrix}.$$

Notice that the top row of this dual bi-word $\mathbf{w}^*_{(ad)}$ is a weakly increasing sequence: $a_{\sigma(i_1)} \leq \cdots \leq a_{\sigma(i_N)}$. To define the k -th ball-color c_k , we fix the mapping $c : \{1, \dots, N\} \rightarrow \{1, \dots, n\}$ defined by $k \rightarrow c_k := a_{\sigma(i_k)}$. We now replace the dual bi-word $\mathbf{w}^*_{(ad)}$ by the dual bi-word $\mathbf{w}^*_{(st)}$ as follows:

$$\mathbf{w}^*_{(st)} = \begin{pmatrix} 1 & 2 & \cdots & k & \cdots & N \\ \sigma(i_1) & \sigma(i_2) & \cdots & \sigma(i_k) & \cdots & \sigma(i_N) \end{pmatrix}.$$

This implies the standard BBS with N balls of N different colors; thereby we can reduce the advanced version to the standard version. We can also recover $\mathbf{w}_{(ad)}$ from $\mathbf{w}_{(st)}$ by using the function c .

Since both the time evolution of the BBS and the RSK correspondence are consistent with this reduction procedure, Theorem 5.1 follows directly from Theorem 3.1 and Proposition 4.1.

In the following, we explain the third statement of Theorem 5.1, the box-label algorithm for the generalized version. We denote by L the sequence of all box-labels with each $j \in \mathbf{Z}$ repeated δ_j times:

$$L = (\dots, 0^{\delta_0}, 1^{\delta_1}, 2^{\delta_2}, \dots) = (\dots, \overbrace{0, \dots, 0}^{\delta_0}, \overbrace{1, \dots, 1}^{\delta_1}, \overbrace{2, \dots, 2}^{\delta_2}, \dots).$$

In what follows, we use the parentheses $(\)$ for sequences of numbers with multiplicities. We define $C = (l_p, \dots, l_q) = (l_i \mid a_i = e, i \in [p, q])$ to be the sequence obtained from L by removing the box-labels $l_{i_1}, l_{i_2}, \dots, l_{i_N}$. Here we consider the interval $[p, q]$ again, similarly as Subsection 3.3: $p = \min\{i \in \mathbf{Z} \mid a_i \neq e\}$, $q = \max\{i \in \mathbf{Z} \mid a_i \neq e\} + N$. We then apply the carrier algorithm to the word $b = (l_{\sigma(i_1)}, l_{\sigma(i_2)}, \dots, l_{\sigma(i_N)})$ of box-labels by taking C for the initial state of the carrier.

Example 8. We show the box-label algorithm (with a carrier) by taking the same example as in Figure 8. We consider the generalized BBS in which the boxes with labels $1, 2, \dots, 10$ have capacities $3, 4, 1, 3, 2, 3, 2, 1, 5, 2$, respectively ($\delta_1 = 3, \delta_2 = 4, \dots, \delta_{10} = 2$). Since

$$\begin{aligned} L &= (\dots, 1^3, 2^4, 3^1, 4^3, 5^2, 6^3, 7^2, 8^1, 9^5, 10^2 \dots) \\ &= (\dots, 1, 1, 1, 2, 2, 2, 2, 3, 4, 4, 4, 5, 5, 6, 6, 6, 7, 7, 8, 9, 9, 9, 9, 9, 10, 10, \dots) \end{aligned}$$

and

$$\begin{aligned} \mathbf{w} &= \begin{pmatrix} 1 & 2 & 2 & 2 & 3 & 4 & 5 & 5 & 6 & 6 \\ 5 & 1 & 2 & 5 & 4 & 3 & 1 & 2 & 4 & 5 \end{pmatrix} \\ &= \begin{pmatrix} l_3 & l_5 & l_6 & l_7 & l_8 & l_{11} & l_{12} & l_{13} & l_{15} & l_{16} \\ a_3 & a_5 & a_6 & a_7 & a_8 & a_{11} & a_{12} & a_{13} & a_{15} & a_{16} \end{pmatrix} \end{aligned}$$

we take $p = 3, q = 16 + 10 = 26$, and

$$\begin{aligned} C &= (l_4, l_9, l_{10}, l_{14}, l_{17}, l_{18}, \dots, l_{26}) \\ &= (2, 4, 4, 6, 7, 7, 8, 9, 9, 9, 9, 10, 10) \end{aligned}$$

for the initial state of the carrier. The figure on the next page indicates how the box-label algorithm with a carrier works to generate the time evolution from time t to $t + 1$. Notice that a carrier always has labels of available boxes.

$$\begin{aligned} Cb &= (1, 2, \check{4}, 4, 6, 7, 7, 8, 9, 9, 9, 9, 9, 10, 10) \mathbf{2}525436126 \\ &\approx 4(1, 2, 2, 4, \check{6}, 7, 7, 8, 9, 9, 9, 9, 9, 10, 10) \mathbf{5}25436126 \\ &\approx 46(1, 2, 2, \check{4}, 5, 7, 7, 8, 9, 9, 9, 9, 9, 10, 10) \mathbf{2}5436126 \\ &\approx 464(1, 2, 2, 2, \check{5}, \check{7}, 7, 8, 9, 9, 9, 9, 9, 10, 10) \mathbf{5}436126 \\ &\approx 4647(1, 2, 2, 2, \check{5}, \check{5}, 7, 8, 9, 9, 9, 9, 9, 10, 10) \mathbf{4}36126 \\ &\approx 46475(1, 2, 2, 2, \check{4}, 5, 7, 8, 9, 9, 9, 9, 9, 10, 10) \mathbf{3}6126 \\ &\approx 464754(1, 2, 2, 2, 3, \check{5}, \check{7}, 8, 9, 9, 9, 9, 9, 10, 10) \mathbf{6}126 \\ &\approx 4647547(1, \check{2}, 2, 2, 3, \check{5}, 6, 8, 9, 9, 9, 9, 9, 10, 10) \mathbf{1}26 \\ &\approx 46475472(1, 1, 2, 2, \check{3}, \check{5}, 6, 8, 9, 9, 9, 9, 9, 10, 10) \mathbf{2}6 \\ &\approx 464754723(1, 1, 2, 2, 2, \check{5}, 6, \check{8}, 9, 9, 9, 9, 9, 10, 10) \mathbf{6} \\ &\approx 4647547238(1, 1, 2, 2, 2, 5, 6, 6, 9, 9, 9, 9, 9, 10, 10) = b'C'. \end{aligned}$$

Here we mention some properties of the BBS with (P, Q) -formulation.

1. The P -symbol is a standard tableau, and each Q -symbol of the same shape as P -symbol, contains n different numbers if and only if it is the standard BBS.
2. P -symbol is a general tableau, and each Q -symbol of the same shape as P -symbol contains n different numbers if and only if it is the advanced BBS.
3. P -symbol and each Q -symbol of the same shape as P -symbol are both general tableaux if and only if it is the generalized BBS.

6 Summary based on examples

Example 9. We consider the following BBS in which the boxes with labels 1, 2, ..., 15 have capacities 3, 4, 1, 3, 2, 3, 2, 1, 5, 2, 1, 6, 3, 15, 7, respectively.

| box: | 1 | 2 | 3 | 4 | 5 | 6 | 7 | 8 | 9 | 10 | 11 | 12 | 13 |
|--------|-----|------|---|-----|----|-----|----|---|-------|----|----|---------|-----|
| time:1 | ee5 | e125 | 4 | ee3 | 12 | e45 | ee | e | eeee | ee | e | eeeeee | eee |
| time:2 | eee | eee5 | 5 | 124 | e3 | ee1 | 24 | 5 | eeee | ee | e | eeeeee | eee |
| time:3 | eee | eeee | e | e55 | 14 | e23 | ee | e | e1245 | ee | e | eeeeee | eee |
| time:4 | eee | eeee | e | eee | 55 | e14 | 23 | e | eeee | 12 | 4 | eeeeee5 | eee |
| time:5 | eee | eeee | e | eee | ee | e55 | e4 | 1 | eee23 | ee | e | eee124 | ee5 |

The above result is obtained either by the original algorithm or by the carrier algorithm. (Recall Proposition 3.2.)

Example 10. We next consider the same BBS in the form of bi-words.

$$\begin{array}{l} \text{time : 1} \\ \text{time : 2} \\ \text{time : 3} \\ \text{time : 4} \\ \text{time : 5} \end{array} \left(\begin{array}{cccccccccc} 1 & 2 & 2 & 2 & 3 & 4 & 5 & 5 & 6 & 6 \\ 5 & 1 & 2 & 5 & 4 & 3 & 1 & 2 & 4 & 5 \\ 2 & 3 & 4 & 4 & 4 & 5 & 6 & 7 & 7 & 8 \\ 5 & 5 & 1 & 2 & 4 & 3 & 1 & 2 & 4 & 5 \\ 4 & 4 & 5 & 5 & 6 & 6 & 9 & 9 & 9 & 9 \\ 5 & 5 & 1 & 4 & 2 & 3 & 1 & 2 & 4 & 5 \\ 5 & 5 & 6 & 6 & 7 & 7 & 10 & 10 & 11 & 12 \\ 5 & 5 & 1 & 4 & 2 & 3 & 1 & 2 & 4 & 5 \\ 6 & 6 & 7 & 8 & 9 & 9 & 12 & 12 & 12 & 13 \\ 5 & 5 & 4 & 1 & 2 & 3 & 1 & 2 & 4 & 5 \end{array} \right)$$

The corresponding dual bi-words are given as follows:

$$\begin{array}{l} \text{time : 1} \\ \text{time : 2} \\ \text{time : 3} \\ \text{time : 4} \\ \text{time : 5} \end{array} \left(\begin{array}{cccccccccc} 1 & 1 & 2 & 2 & 3 & 4 & 4 & 5 & 5 & 5 \\ 2 & 5 & 2 & 5 & 4 & 3 & 6 & 1 & 2 & 6 \\ 1 & 1 & 2 & 2 & 3 & 4 & 4 & 5 & 5 & 5 \\ 4 & 6 & 4 & 7 & 5 & 4 & 7 & 2 & 3 & 8 \\ 1 & 1 & 2 & 2 & 3 & 4 & 4 & 5 & 5 & 5 \\ 5 & 9 & 6 & 9 & 6 & 5 & 9 & 4 & 4 & 9 \\ 1 & 1 & 2 & 2 & 3 & 4 & 4 & 5 & 5 & 5 \\ 6 & 10 & 7 & 10 & 7 & 6 & 11 & 5 & 5 & 12 \\ 1 & 1 & 2 & 2 & 3 & 4 & 4 & 5 & 5 & 5 \\ 8 & 12 & 9 & 12 & 9 & 7 & 12 & 6 & 6 & 13 \end{array} \right)$$

In the above, we can check that the time evolution of the bottom rows is also determined by the box-label algorithm. (Recall Proposition 3.3.) Notice that the initial state of the carrier for the box-label algorithm should be given by

$$C = (1^1, 2^1, 4^2, 6^1, 7^2, 8^1, 9^5, 10^2, 11^1, 12^6, 13^3, 14^{15}, 15^7).$$

Example 11. We finally consider the same BBS in terms of the pairs of tableaux (P, Q) . The P -symbol

$$P = \begin{array}{|c|c|c|c|c|} \hline 1 & 1 & 2 & 4 & 5 \\ \hline 2 & 3 & & & \\ \hline 4 & 5 & & & \\ \hline 5 & & & & \\ \hline \end{array}$$

is conserved under the time evolution of the BBS. The entries (numbers) of this P -symbol are identified with the colors of the balls. The time evolution of the Q -symbol is given as in the figure below.

$$\begin{array}{l} Q_1 = \begin{array}{|c|c|c|c|c|} \hline 1 & 2 & 2 & 6 & 6 \\ \hline 2 & 3 & & & \\ \hline 4 & 5 & & & \\ \hline 5 & & & & \\ \hline \end{array} \quad Q_2 = \begin{array}{|c|c|c|c|c|} \hline 2 & 3 & 4 & 7 & 8 \\ \hline 4 & 4 & & & \\ \hline 5 & 7 & & & \\ \hline 6 & & & & \\ \hline \end{array} \quad Q_3 = \begin{array}{|c|c|c|c|c|} \hline 4 & 4 & 6 & 9 & 9 \\ \hline 5 & 5 & & & \\ \hline 6 & 9 & & & \\ \hline 9 & & & & \\ \hline \end{array} \\ Q_4 = \begin{array}{|c|c|c|c|c|} \hline 5 & 5 & 7 & 12 & 13 \\ \hline 6 & 6 & & & \\ \hline 7 & 10 & & & \\ \hline 10 & & & & \\ \hline \end{array} \quad Q_5 = \begin{array}{|c|c|c|c|c|} \hline 6 & 6 & 9 & 12 & 13 \\ \hline 7 & 9 & & & \\ \hline 8 & 12 & & & \\ \hline 12 & & & & \\ \hline \end{array} \end{array}$$

Acknowledgements

The author would like to thank Professors M. Noumi and Y. Yamada for valuable discussions and kind interest. She is the most grateful to the referee for many helpful suggestions for revising this paper.

References

- [1] K. Fukuda, M. Okado and Y. Yamada, Energy functions in box ball systems, *Internat. J. Modern Phys. A* **15** (2000), no. 9, 1379–1392.
- [2] W. Fulton, *Young Tableaux*, London Mathematical Society Student Texts **35**, Cambridge University Press (1997).
- [3] G. Hatayama, A. Kuniba and T. Takagi, Soliton cellular automata associated with finite crystals, *Nuclear Phys. B* **577**(2000), 619–645.
- [4] D.E. Knuth, *The art of computer programming*, Volume 3, *Sorting and searching*, Addison-Wesley Series in Computer Science and Information Processing. Addison-Wesley Publishing Co., Reading, Mass.-London-Don Mills, Ont., 1973.
- [5] I.G. Macdonald, *Symmetric functions and Hall polynomials*, Second Edition, Oxford University Press, 1995.
- [6] D. Takahashi, On some soliton systems defined by using boxes and balls, *Proceedings of the International Symposium on Nonlinear Theory and Its Applications (NOLTA '93)*, 1993, pp.555–558.
- [7] D. Takahashi and J. Matsukidaira, Box and ball system with a carrier and ultradiscrete modified KdV equation, *J. Phys. A* **30** (1997) L733–L739.
- [8] D. Takahashi and J. Satsuma, A soliton cellular automaton, *J. Phys. Soc. Jpn.* **59** (1990) 3514–3519.
- [9] T. Tokihiro, A. Nagai, and J. Satsuma, Proof of solitonic nature of box and ball systems by means of inverse ultra-discretization, *Inverse Problems* **15** (1999), no.6, 1639–1662.
- [10] M. Torii, D. Takahashi and J. Satsuma, Combinatorial representation of invariants of a soliton cellular automaton, *Physica D* **92** (1996) 209–220.