

THE CONSTRUCTION OF SELF-SIMILAR TILINGS

RICHARD KENYON

ABSTRACT. We give a construction of a self-similar tiling of the plane with any prescribed expansion coefficient $\lambda \in \mathbb{C}$ (satisfying the necessary algebraic condition of being a complex Perron number).

For any integer $m > 1$ we show that there exists a self-similar tiling with $2\pi/m$ -rotational symmetry group and expansion λ if and only if either λ or $\lambda e^{2\pi i/m}$ is a complex Perron number for which $e^{2\pi i/m}$ is in $\mathbb{Q}[\lambda]$, respectively $\mathbb{Q}[\lambda e^{2\pi i/m}]$.

1. INTRODUCTION

By a **tile** we will mean a compact subset of \mathbb{R}^2 which is the closure of its interior. A **tiling** of the plane is a collection of tiles $\mathcal{T} = \{T_i\}_{i \in I}$, whose union is \mathbb{R}^2 and which have pairwise disjoint interiors.

In [18], Thurston introduced the notion of **self-similar tiling**. This definition was motivated from several sources: most notably, in tilings arising from Markov partitions for hyperbolic toral automorphisms, one-dimensional tilings arising from substitutions, and also the Penrose tilings, which have a simple subdivision rule to create new tilings out of old.

A **self-similar tiling** is a tiling $\mathcal{T} = \{T_i\}_{i \in I}$ of the plane which has the following properties:

1. There is an equivalence relation \sim on tiles, with a finite number of equivalence classes, such that $T_i \sim T_j$ implies T_j is a *translate* of T_i .
2. There is a homothety $\varphi: \mathbb{C} \rightarrow \mathbb{C}$, $\varphi(z) = \lambda z$, such that the image of a tile is equal to a union of tiles of \mathcal{T} ,
3. If $T_i \sim T_j$, and $T_i + c = T_j$, then for each tile $T_k \subset \varphi(T_i)$, $\varphi(c) + T_k$ is a tile of \mathcal{T} equivalent to T_k .
4. The tiling is quasiperiodic (see definition below).

An example is shown in Figure 1 (more information about this example is given in section 6).

Let us make a few remarks regarding this definition.

Research at MSRI is supported in part by NSF grant DMS-9022140.

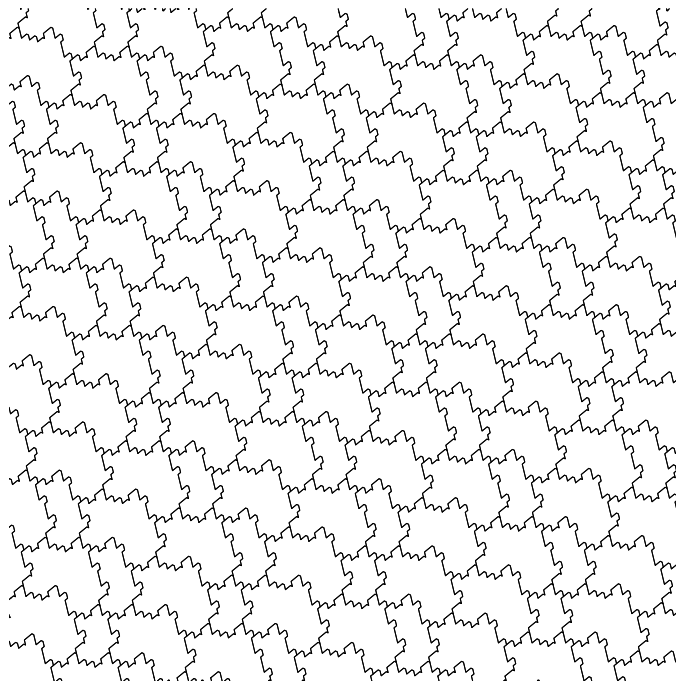


FIGURE 1. Part of a self-similar tiling (see section 6).

1. The third condition simply states that two equivalent tiles “subdivide” in the same way.
2. Here by **quasiperiodic** we mean, any “arrangement” (finite collection of tiles, up to translation) of tiles in the tiling reoccurs at a bounded distance from any point in the tiling. More formally, for any $r > 0$ there is an $R > 0$ such that for all $x, y \in \mathbb{R}^2$ a translate of the arrangement of tiles in $B_r(x)$ occurs as a subset of in $B_R(y)$. This property is almost the same as the *local isomorphism property* of Radin and Wolff [15], and is identical if one assumes in their case that there are a finite number of local arrangements (which in our case is a consequence of the definition). This condition is really a compactness condition: indeed, this condition is equivalent to the condition that the orbit closure Y of the tiling (under the action of \mathbb{R}^2 by translations) is minimal: every \mathbb{R}^2 -leaf of Y is dense in Y [15]. Under reasonable assumptions on the subdivision rule for tiles, this condition is easily checkable, see Lemma 4, below.
3. By replacing “translations” in the first and third conditions by some other group of homeomorphisms of \mathbb{R}^2 , e.g. by isometries, one arrives at a more general definition of self-similar tiling. So technically we should refer to our definition as that of a *translation-self-similar* tiling. However for succinctness (and to agree with Thurston’s terminology) in

this paper we shall simply say “self-similar tiling”, with the translations understood. The results as stated below are unknown for isometry-self-similar tilings; for similarity-self-similar tilings, see [11].

Thurston proved that the expansion coefficient λ of a self-similar tiling had to be a special type of algebraic integer, a complex Perron number. He indicated, without proof, that for each complex Perron number there existed a tiling. In this article we give a construction of a self-similar tiling for any complex Perron number.

A **complex Perron number** is an algebraic integer which is strictly larger in modulus than its Galois conjugates (the other roots of its minimal polynomial), except for $\bar{\lambda}$, its complex conjugate.

Theorem 1 (Thurston [18]). *The expansion of a self-similar tiling is a complex Perron number.*

In section 4 we will prove by construction:

Theorem 2. *For each complex Perron number λ there is a self-similar tiling with expansion λ .*

The methods we use are very geometric and are inspired by conversations with and ideas of Thurston.

This construction allows an easy corollary, whose proof we give in section 5:

Theorem 3. *λ is the expansion of a self-similar tiling invariant under a rotation $e^{2\pi i/n}$ (n an integer) if and only if either $\lambda \notin \mathbb{R}$ and λ is a complex Perron number for which $e^{2\pi i/n} \in \mathbb{Q}[\lambda]$, or $\lambda e^{2\pi i/n}$ is a complex Perron number and $e^{2\pi i/n} \in \mathbb{Q}[\lambda e^{2\pi i/n}]$.*

Note that in the case $n = 2$ we conclude: any complex Perron number is the expansion for a self-similar tiling invariant under $x \rightarrow -x$.

For an example of this theorem, consider the symmetric Penrose tiling, which is invariant under rotation by $2\pi/5$. One possible expansion of this tiling is the degree-4 complex Perron number $\lambda = 1 + e^{2\pi i/5}$ and $\mathbb{Q}[\lambda] = \mathbb{Q}[e^{\pi i/5}]$.

In section 6 we will give a simpler construction for self-similar tilings whose expansion coefficients are of a particular type: those non-real complex Perron numbers λ satisfying an equation of the form

$$\lambda^n - a\lambda^{n-1} + b\lambda + c,$$

where $a, b \geq 0$, $c > 1$ are integers. This construction has the advantage of being very concrete.

2. HISTORICAL REMARKS

Self-similar tilings appear in several quite different contexts. In fact up to now they have not really had a life of their own, but have rather been studied independently by people working in different fields.

Self-similar tilings did not really exist before the computer age, although some precursors can be found [8]. One could also trace back the roots to the work of Adler and Weiss [1], Bowen [3] and Sinai [16] on the construction of Markov partitions, which can be interpreted as the first general constructions for self-similar tilings.

Most of the first *explicit* examples of self-similar tilings were curiosities, found in popular books on fractals with fanciful names such as the “Heighway dragon curve” and “Gosper flowsnake”.

The Penrose tilings [6] were another curiosity until some nonperiodic crystals displaying 5-fold “symmetry” were actually discovered in nature; these “quasicrystals” gave life to a new field of crystallography.

The theory of wavelets is another new field which has caused people to become interested in “self-replicating” tilings (self-similar tilings with one tile type), and much work has been done since on this special class of self-similar tilings [2, 9, 17, 12, 20].

Our current construction has its origins in another point of view. Working in the field of symbolic dynamics, Lind [13] gave a characterization of the largest eigenvalues of nonnegative integer matrices, which gives as corollary a characterization of the expansions of self-similar tilings of the line.

Then Thurston [18] in 1989 took a step up from this result, defining self-similar tilings and proving the neat Theorem 1 above. As a thesis student of Thurston, I extended his result to n -dimensional self-affine tilings (in which the expansion is a linear map of \mathbb{R}^n diagonalizable over \mathbb{C}) [10].

Not much later Praggastis [14] gave a more explicit construction of Markov partitions for (certain) hyperbolic toral automorphisms using the theory of self-similar tilings. This work is also very close to that of Vershik [19] who constructs such Markov partitions *arithmetically*, that is, using radix representations.

Self-similar subdivisions (of various sorts) occur nowadays in the theory of rational maps, Kleinian and hyperbolic groups (via the action on the sphere at infinity or space of geodesics using an automatic structure), wavelets, crystallography (in quasicrystals), symbolic dynamics and number theory (in radix representations), and logic (in Wang tiles, aperiodic tilings, and computability: surprisingly, the only known aperiodic tilings are built from self-similar patterns).

3. BACKGROUND

3.1. the subdivision rule. The **tile types** in a self-similar tiling are the distinct equivalence classes of tiles. To a self-similar tiling with n tile types is associated a nonnegative $n \times n$ integer matrix $M = (m_{ij})$, the **subdivision matrix**, in which m_{ij} is the number of tiles of type j that a tile of type i subdivides into upon scaling by λ . By property 3 this matrix is well-defined.

The Perron (i.e. largest) eigenvalue of this matrix is $\lambda\bar{\lambda}$, whose corresponding eigenvector is the vector of tile areas.

Recall that a nonnegative matrix is called **primitive** if some power is strictly positive. In the case of a self-similar tiling, the subdivision matrix must be primitive, since every tile, when scaled by λ^n for large enough n , must contain a copy of every tile type by quasiperiodicity. Primitivity also implies that the spectral radius $\lambda\bar{\lambda}$ is a **Perron number**, that is, $\lambda\bar{\lambda}$ is a real algebraic integer strictly larger than the modulus of any Galois conjugate.

We have the following result (whose proof is an application of the definitions) which we shall use later.

Lemma 4 ([14], see also [11]). *A tiling which satisfies the first three hypotheses of a self-similar tiling, has a tile with the origin in its interior and has primitive subdivision matrix, is quasiperiodic, and hence self-similar.*

3.2. The Delauney triangulation. We review here the definition of the Delauney triangulation. Given a discrete set of points P in \mathbb{R}^2 , the Delauney triangulation is the triangulation of the convex hull of P , with triangles having vertices in P , with the property that, for any triangle $t = (v_1, v_2, v_3)$, the circumcircle of t contains no point of P . Such a triangulation exists (for example, one can see this by using stereographic projection of the plane to the sphere in \mathbb{R}^3 ; the convex hull in \mathbb{R}^3 of the image of P is a polyhedron whose faces are (generically) the triangles in the Delauney triangulation) and is unique unless some four or more points lie on the same empty circle.

Another property that we will use is the local nature of the triangulation: if for some small ϵ there is a point of P within a distance ϵ of any point of $B_1(x)$, then the set of triangles with vertex x depend only on those points in $B_{3\epsilon}(x)$. (To see this, notice that an empty circle passing through x has diameter at most 2ϵ .)

4. PROOF OF THEOREM 2

4.1. sketch. The idea of the construction is as follows. We define the set \mathcal{T} of “archtypes” of the tiles in our eventual tiling to be the set of all triangles with vertices in an appropriate lattice and edges of bounded length. When we multiply a triangle in \mathcal{T} by λ^n for large enough n , we can subdivide it approximately into triangles in \mathcal{T} . (This is where we use the complex-Perron-number property of λ). However we need a way to define the subdivision of triangles so that, if two triangles are adjacent, their subdivisions agree at their common boundary. So rather than just keep track of a triangle we keep track of a triangle and all its immediate neighbors. This gives a new larger set of archtypes \mathcal{X} . The subdivisions of elements of \mathcal{X} can now be defined so that they *agree* whenever there is an overlap between them.

One small hitch is to make this subdivision rule primitive. To ensure this we define a special tile T_0 that occurs in the subdivision of any tile, including itself. Our set of tiles will then be the strongly connected component of the “subdivision graph” which contains T_0 .

Finally we redraw the boundaries of the elements of $\mathcal{X} \cup \{T_0\}$ by a recursive process so that the subdivision is exact, not just approximate.

4.2. The set-up. Let λ be a complex Perron number of degree d . Let $q[x] \in \mathbb{Z}[x]$ be the minimal polynomial for λ ; it is monic and of degree d . Furthermore the roots $\lambda_0, \lambda_1, \dots, \lambda_{d-1}$ of $q(x)$ satisfy $|\lambda_i| < |\lambda|$ except for the roots λ and $\bar{\lambda}$. The roots of $q(x)$ are called the **Galois conjugates** of λ . Assume $\lambda_0 = \lambda$.

Let $K = \mathbb{Q}[\lambda]$. For each i with $0 \leq i \leq d-1$ there is an embedding $\sigma_i: K \rightarrow \mathbb{C}$, sending an element $p(\lambda)$ (a polynomial in λ with rational coefficients) to $p(\lambda_i)$. If λ_i is real the image of this embedding is contained in \mathbb{R} .

Let r be the number of real Galois conjugates, and $2c$ the number of non-real Galois conjugates of λ , so that $r + 2c = d$.

There is a natural embedding $\sigma: K \rightarrow \mathbb{R}^r \times \mathbb{C}^c \cong \mathbb{R}^d$ which is the product of these individual embeddings σ_i (taking only one embedding for each complex conjugate pair).

At this point we must distinguish between the case λ real and the case λ is nonreal.

If λ is nonreal, let $W = \mathbb{R}^d$; let π be the linear projection from W to \mathbb{C} such that $\forall x \in K, \pi\sigma(x) = x$. Let m_λ be the linear map $\sigma(K) \rightarrow \sigma(K)$ induced by multiplication by λ in K , i.e. $m_\lambda(\sigma(x)) = \sigma(\lambda x)$. Then m_λ extends to a linear map of \mathbb{R}^d whose eigenvalues are exactly the λ_i , and eigenspaces are given by the coordinate axes/planes. Let $\mathcal{A} = \mathcal{O}$ denote the ring of algebraic integers in K . The image $\sigma(\mathcal{A})$ is a discrete lattice in W invariant under m_λ .

If λ is real let $W = \mathbb{R}^d \times \mathbb{R}^d$ and π be the projection $\pi: W \rightarrow \mathbb{R}^2$ satisfying $\pi(\sigma(x) \times \sigma(y)) = (x, y)$. Let m_λ be the linear map on W induced by multiplication by λ on K . The eigenvalues of m_λ are the λ_i , each with multiplicity 2. Let $\mathcal{A} = \mathcal{O} \times \mathcal{O}$ where \mathcal{O} is the ring of algebraic integers in K . The image $\sigma(\mathcal{A})$ is again discrete lattice in W invariant under m_λ .

In either case let $V_\lambda \subset W$ be the eigenplane (2-dimensional eigenspace) for m_λ corresponding to the eigenvalue λ . Then the map $\pi: W \rightarrow \mathbb{R}^2$ can be thought of as projection along eigenvectors of W onto V_λ .

We use the Euclidean metric on both \mathbb{R}^2 and W . If $x \in \mathbb{R}^2$ or $x \in W$ let $N_R(x)$ denote the neighborhood of radius R around x in \mathbb{R}^2 or W , respectively. Similarly for a set $S \subset \mathbb{R}^2$ or $S \subset W$ let $N_R(S)$ denote the R -neighborhood of S . For $v \in K$ let $\|v\|$ denote the distance from $\sigma(v)$ to the plane V_λ . This is the length of the “vertical” component of $\sigma(v)$.

For a triangle $t \subset \mathbb{R}^2$ with vertices $v_1, v_2, v_3 \in K$, let $\sigma(t)$ denote the triangle in W with vertices $\sigma(v_1), \sigma(v_2), \sigma(v_3)$.

Lemma 5. *Given a triangle $t \subset \mathbb{R}^2$ with vertices $v_1, v_2, v_3 \in \mathcal{A}$ and an $\epsilon > 0$, there is an integer n such that $\sigma(\lambda^n t)$ is almost parallel to V_λ , that is, the projection π is a $(1 + \epsilon)$ -biLipschitz mapping from $\sigma(\lambda^n t)$ to its image $\lambda^n t$.*

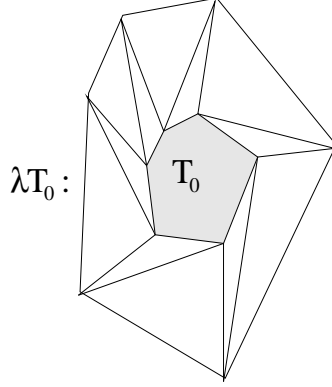
Proof. A non-zero vector $v \in W$ lying in the plane of $\sigma(t)$ has a non-zero component in the direction of the plane V_λ . Since λ is the strictly largest eigenvalue in modulus of m_λ , for n sufficiently large the component in direction V_λ of $m_\lambda^n v$ dominates all the others, and so $m_\lambda^n(v)$ lies almost parallel to V_λ . The result follows. \square

4.3. The actors. Let $T_0 \subset \mathbb{R}^2$ be a polygon with vertices in \mathcal{A} , having the origin in its interior and sufficiently “round” so that λT_0 contains T_0 in its interior. Triangulate the annulus $\lambda T_0 - T_0$ with triangles whose vertices are in \mathcal{A} (see Figure 2).

Let M be an integer large enough so that:

1. $M > 2|\lambda|^2 \|v_1 - v_2\|$ for any two vertices v_1, v_2 in the triangulation of $\lambda T_0 - T_0$.
2. $M > |\lambda|^2 |v_1 - v_2|$ for any two such vertices.
3. For any $x \in W$, $N_{M/(2|\lambda|)}(x)$ contains a point of the discrete lattice $\sigma(\mathcal{A})$.

Let \mathcal{T} be the set of triangles $t = (v_1, v_2, v_3)$ with noncollinear vertices $v_1, v_2, v_3 \in \mathcal{A}$ satisfying $\|v_i - v_j\| < 3M$ and $|v_i - v_j| < 3M$ for all $i, j \in \{1, 2, 3\}$. For any $t \in \mathcal{T}$, $\sigma(t)$ is a triangle with vertices in the discrete lattice $\sigma(\mathcal{A})$ and edges of bounded length. Thus \mathcal{T} is a finite set

FIGURE 2. The triangulation of λT_0 .

up to translation, i.e. if we consider $(v_1, v_2, v_3) = (v_1 + a, v_2 + a, v_3 + a)$ for all $v_1, v_2, v_3, a \in \mathcal{A}$.

Let \mathcal{X} be the set of **surroundings** of elements of \mathcal{T} by elements of \mathcal{T} . By definition a surrounding of $t \in \mathcal{T}$ is a collection X of elements of \mathcal{T} , with $t \in X$, which tiles in an edge-to-edge fashion a neighborhood of t and such that every element of X touches t in at least a vertex (see Figure 3.) Note that \mathcal{X} is also a finite set up to translation.

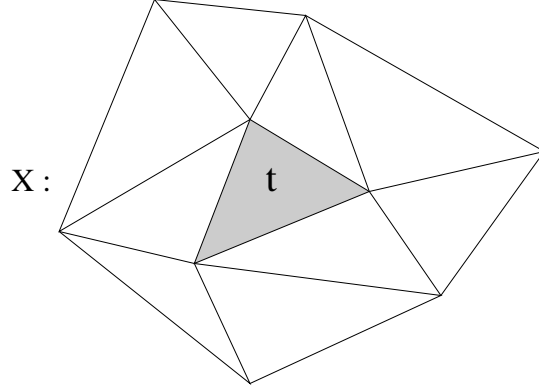


FIGURE 3. A surrounding.

Recall that for $t = (v_1, v_2, v_3) \in \mathcal{T}$ by $\sigma(t)$ we mean the triangle in W with vertices $(\sigma(v_1), \sigma(v_2), \sigma(v_3))$. For $X \in \mathcal{X}$, by $\sigma(X)$ we mean the union of the $\sigma(t)$'s for each triangle t in X . So $\sigma(X)$ is a piecewise flat surface in W .

Let $\theta > 0$ be the smallest vertex angle of any triangle in \mathcal{T} . Let $r_2 = 2M$ and $r_1 = r_2 / \sin(\theta/2)$. Then in any homothetically scaled copy of a triangle in \mathcal{T} , the r_2 -neighborhoods of any two edges do not intersect outside of the r_1 -neighborhoods of the vertices (Figure 4).

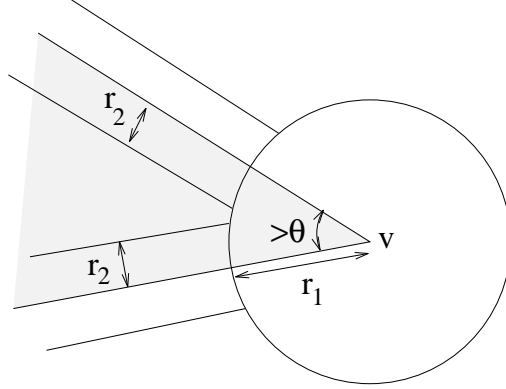


FIGURE 4. Neighborhood of a vertex.

Let n be an integer large enough so that for each $t \in \mathcal{T}$:

1. $\lambda^n t$ is $1/2$ -flat in the sense of Lemma 5 (the projection π from $\sigma(\lambda^n t)$ is $3/2$ -biLipschitz).
2. the inscribed radius of $\lambda^n t$ is at least $2\text{diam}(\lambda T_0) + 2r_2$.

4.4. subdividing an element of \mathcal{X} . Let $X \in \mathcal{X}$ be a surrounding of $t \in \mathcal{T}$. Each triangle in $\lambda^n X$ is large and flat by our choice of n . The subdivision proceeds in three stages: first we must subdivide a neighborhood of the vertices of $\lambda^n t$, then a neighborhood of the edges of $\lambda^n t$, and then $\lambda^n t$ itself. (In the final construction we'll use $n + 2$ in place of n ; the rules are the same, though.)

4.4.1. near a vertex. Let $X \in \mathcal{X}$ be a surrounding of $t \in \mathcal{T}$. Let v be a vertex of t . Let $N = N_{r_1}(\lambda^n v) \subset \lambda^n X$. Let

$$Y_v = \{y \in \mathcal{A} \cap N : \|y - \lambda^n X\| < M/|\lambda|\}.$$

Here by $\|y - \lambda^n X\|$ we mean the distance vertically from $\sigma(y)$ to $\sigma(\lambda^n X)$. This is the Euclidean distance $d(\sigma(y), z)$ where $z \in W$ is defined by $\pi(z) = y$ and $z \in \sigma(\lambda^n X)$. Then Y_v is a discrete subset of N . (Later on Y_v will be the vertices in a triangulation of N in which the triangles are in \mathcal{T} .)

4.4.2. near an edge. Let $e = e_{ij} = \overline{v_i v_j}$ be an edge of t and let

$$N' = N_{r_2}(\lambda^n e) - (N_{r_1}(\lambda^n v_i) \cup N_{r_1}(\lambda^n v_j))$$

be the r_2 -neighborhood of $\lambda^n e$ which is outside the vertex-neighborhoods defined in the previous paragraph. Let

$$Y_e = \{y \in \mathcal{A} \cap N' : \|y - \lambda^n X\| < M/|\lambda|\},$$

where $\|y - \lambda^n X\|$ is as defined above. Again, Y_e is a discrete subset of N' .

4.4.3. *for a triangle.* Once the sets Y_v, Y_e have been defined as above for each vertex and edge of t , define

$$Y_t = \{y \in \mathcal{A} \cap \lambda^n t : \|y - \lambda^n X\| < M/|\lambda|\}.$$

Let

$$Y = Y_t \cup Y_{v_1} \cup Y_{v_2} \cup Y_{v_3} \cup Y_{e_{12}} \cup Y_{e_{23}} \cup Y_{e_{31}};$$

then Y is a discrete set of points in the r_2 -neighborhood of $\lambda^n t$.

Triangulate the set Y using the Delauney triangulation, leaving out triangles whose circumcircle is not completely contained in $N_{r_2}(\lambda^n t)$. Each triangle $t' = (w_1, w_2, w_3)$ in this triangulation satisfies:

$$|w_i - w_j| < M/|\lambda| \quad (1)$$

since the circumcircle of t' contains no point of Y , and so must have diameter bounded by $M/|\lambda|$ by condition (3) on M . Furthermore each triangle satisfies

$$\|w_i - w_j\| < \|w_i - \lambda^n X\| + \|\lambda^n X - w_j\| + \frac{1}{2}|w_i - w_j| < \frac{M}{|\lambda|}(1 + 1 + \frac{1}{2})$$

here using the fact that $\sigma(\lambda^n X)$ is $\frac{1}{2}$ -flat (condition (1) on n).

Since $|\lambda| > 1$, these imply $t' \in \mathcal{T}$. We have defined a subdivision of a neighborhood of t into triangles in \mathcal{T} . In addition, for each such triangle t' , we have $\lambda t' \in \mathcal{T}$ by (1) and (2).

If two surroundings X_1, X_2 (of t_1, t_2 respectively) overlap, i.e. $t_2 \in X_1$ and $t_1 \in X_2$, then their subdivisions agree near where $\lambda^n t_1$ intersects $\lambda^n t_2$ (by the local nature of the Delauney triangulation), so that $X_1 \cup X_2$ has a well-defined subdivision.

4.4.4. *the central tile.* We need to alter slightly this subdivision rule for triangles so as to insert a copy of the region λT_0 in the subdivision. Let t and X be as before with Y_v, Y_e defined for each vertex and edge. Put a translate C of λT_0 in the interior of $\lambda^n t$ so that for any vertex w of C , we have

$$\|w - \lambda^n t\| < M, \quad (3)$$

and C does not intersect the sets $N_{r_2}(\lambda^n e)$ for edges e of t . This can be accomplished by conditions (1) on M and (2) on n : just put C near the center of the inscribed circle of $\lambda^n t$, so that vertices of C are in \mathcal{A} , and so that $\sigma(C)$ is (vertically) within M of $\sigma(\lambda^n t)$. Take

$$Y' = \{y \in Y \mid y \notin \text{interior}(C)\}.$$

As before use the Delaunay triangulation of Y' , except near C : the edges of the boundary of C may unfortunately not be edges of Delaunay triangles. Take only those Delaunay triangles whose circumcircle doesn't penetrate into C . The remaining untriangulated area is an annulus around C , and for any vertex x of the outer boundary Z of this annulus, the distance to the inner boundary ∂C is at most $M/|\lambda|$, since x is on a circle of diameter at most $M/|\lambda|$ which touches C . In particular x is at distance at most $2M/|\lambda|$ from a vertex of ∂C , since the edges of ∂C have length at most $M/|\lambda|^2 < M/|\lambda|$. So we can triangulate this annulus in the following manner: for each edge c_1c_2 of ∂C , connect c_1, c_2 to their closest common neighbor on Z . Connect the remaining vertices c_3 on Z to the only place now possible on ∂C which doesn't cross edges already present. Each such triangle has edge lengths at most $3M/|\lambda|$. By the condition (3) on \mathcal{T} , each triangle is in \mathcal{T} .

This defines a subdivision of a neighborhood of t into triangles in \mathcal{T} and a region C which is tiled by a translate of the original tiling of λT_0 . Furthermore triangles t near the edges of $\lambda^n t$ satisfy: $\lambda t \in \mathcal{T}$. (Figure 5).

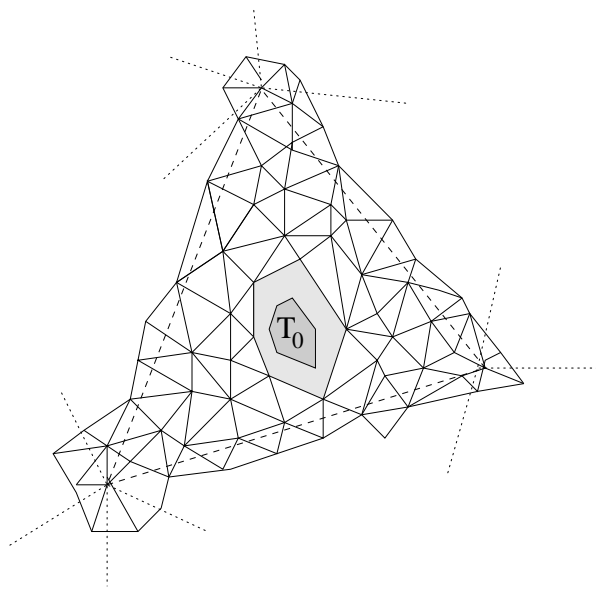


FIGURE 5. Subdividing a triangle.

4.5. the tiling. We can now define the tiling of the plane as follows. Start with a tile T_0 at the origin. When we multiply by λ , the image λT_0 subdivides into T_0 union the given triangulation of $\lambda T_0 - T_0$. We

multiply by λ^{n+2} more times, mapping the annuli $\lambda T_0 - T_0$ successively to $\lambda^2 T_0 - \lambda T_0$, $\lambda^3 T_0 - \lambda^2 T_0$, and so on, up to $\lambda^{n+3} T_0 - \lambda^{n+2} T_0$. At this stage we have a concentric sequence of annuli (each with a triangulation homothetic to the triangulation in λT_0), and a tile T_0 at the origin.

Each triangle except those in the innermost and outermost annulus has a surrounding by triangles. The surroundings of triangles in the second innermost annulus are in \mathcal{X} , since the triangles in the first three annuli are in \mathcal{T} by conditions (1) and (2) on M . So each surrounding is a homothetic copy of an element of \mathcal{X} . At this point the surroundings of the triangles in the 2nd outermost annulus are of the form $\lambda^n X$ for some $X \in \mathcal{X}$. Now subdivide (as in section 4.4.1, 4.4.2) all vertices and edges which are on the boundary between the outermost and 2nd outermost annulus (i.e. on $\lambda^{n+2} \partial T_0$).

Multiply once more by λ . Subdivide all triangles in the 2nd outermost annulus $\lambda^{n+3} T_0 - \lambda^{n+2} T_0$ using the subdivision as in sections 4.4.1, 4.4.2, 4.4.4. That is, first subdivide any vertices which have not yet been subdivided (i.e. were not subdivided at the previous stage), then any edges which have not yet been subdivided, then finally subdivide triangles when all their vertices and edges have been subdivided. Those triangles adjacent to $\lambda^{n+2} \partial T_0$ have a previously defined subdivision on one or more of their vertices and edges. The new subdivisions will by construction agree with the old subdivisions near these vertices and edges. Note that in this way the subdivision of a triangle depends only on the triangles in its surrounding (i.e. on the appropriate element of \mathcal{X}).

We now continue multiplying by λ and subdividing, with the following rule: label the triangles by their “size”: those in $\lambda T_0 - T_0$ are labeled 1, the image of a triangle of label k is a triangle of label $k + 1$ unless $k = n + 2$, in which case the image is subdivided into a copy of T_0 and lots of small triangles in \mathcal{T} of label 1 again.

As we continue multiplying these tilings fill out the whole plane, and there is a unique limiting tiling since larger and larger portions around the origin are fixed.

Adjacent triangles in the limiting tiling have the same size or else their size differs by 1 mod $n + 2$. If adjacent triangles have size both $< n + 2$, then they don’t subdivide on multiplication by λ . If the sizes are $n + 2, n + 2$ then their subdivisions agree by definition. If the sizes are $n + 1, n + 2$, then the $n + 2$ -sized tile subdivides, so the common edge or vertex subdivides. At the next multiplication by λ , the other tile will subdivide with a subdivision which by construction matches the existing subdivision along the common edge or vertex. If adjacent

sizes are 1 and $n + 2$, then they just came from a pair of tiles of sizes $n + 2$ and $n + 1$, so again their subdivisions agree.

4.6. refining the boundaries. We have defined a subdivision rule for triangles, or rather, elements of \mathcal{X} , and a tiling of the plane with scaled elements of $\mathcal{X} \cup \{\lambda T_0\}$. To make this a true self-similar tiling we need to redraw the boundaries of the triangles and of T_0 so that the image of a tile covers *exactly* a set of tiles in the tiling.

Let $X \in \mathcal{X}$ be a surrounding of $t \in \mathcal{T}$. For each edge e in t (between vertices v_i and v_j of t) draw a polygonal arc α_e from $\lambda^{n+2}v_i$ to $\lambda^{n+2}v_j$, which is contained in $N_{r_2}(\lambda^{n+2}e)$, and has edges contained in the set of edges of triangles in the triangulation of $N_{r_2}(\lambda^{n+2}t)$.

The part of the path α_e in $N_{r_1}(\lambda^{n+2}v_i)$ should depend only on this neighborhood; similarly the part of the path in $N_{r_1}(\lambda^{n+2}v_j)$ should depend only on that neighborhood, and the part of the path along the edge should depend only on $N_{r_2}(\lambda^{n+2}e)$. This is to guarantee that the paths for different surroundings agree whenever there is overlap. For example, if triangles t_1 and t_2 are adjacent along an edge e , then the path α_e along $\lambda^{n+2}e$ will be the same for the surrounding of t_1 as for t_2 .

Furthermore the choice of paths in vertex neighborhoods $N_{r_1}(\lambda^{n+2}v_i)$ should be made so that the paths going out along different edges incident at the vertex should be **non-crossing** and **diverging** (although such paths may have common initial segments, they are disjoint except for a connected initial segment). See Figure 6.

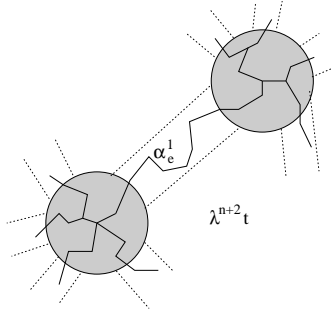


FIGURE 6. Choosing a path around t .

Define $\beta_e = \lambda^{-n-2}\alpha_e$, so that β_e is a polygonal arc between vertices of t which follows closely the edge e . Define γ_t^1 to be the concatenation of the 3 edge paths $\beta_{e_{12}}, \beta_{e_{23}}, \beta_{e_{31}}$, removing any “backtracking” which may occur near the three vertices: that is, if the last edge of $\beta_{e_{12}}$ is the same as the first edge of $\beta_{e_{23}}$ in the reverse direction, remove these

two edges from γ_t^1 , and so on. So γ_t^1 is a simple closed polygonal path running once around t .

The paths $\lambda^{n+2}\gamma_t^1$ are composed of edges of triangles in \mathcal{T} . To each such edge e_j is associated its arc β_{e_j} . Define γ_t^2 by replacing each edge $\lambda^{-n-2}e_j$ in γ_t^1 with a copy of $\lambda^{-n-2}\beta_{e_j}$, again removing backtracks near the vertices of the e_j . Inductively define γ_t^{k+1} by replacing each edge $\lambda^{-(n+2)k}e_j$ in γ_t^k by a copy of $\lambda^{-(n+2)k}\beta_{e_j}$ and removing backtracks.

These paths γ_t^k converge as $k \rightarrow \infty$ to a simple closed curve γ_t running around t : γ_t^k lies in the $c\lambda^{-k(n+2)}$ -neighborhood of γ_t^{k-1} , for some constant c , so the paths converge in the Hausdorff metric. The limits are arcs by our choice of n , which is so large that any potential non-injectivity in γ_t^k must occur near a vertex of γ_t^{k-1} , where by construction it cannot occur.

For each $X \in \mathcal{X}$, the Jordan curve γ_t forms the boundary of a tile T_X . A similar construction gives a Jordan curve for the boundary of T_0 . These tiles T_X have the property that $\lambda^{n+2}T_X$ subdivides exactly into other tiles in $\{T_0\} \cup \{T_{X'} : X \in \mathcal{X}\}$. Also λT_0 subdivides exactly into a copy of T_0 and certain T_X .

4.7. proof of self-similarity. Let $S = \{T_0\} \cup S_1 \cup S_2 \cup \dots \cup S_{n+2}$, where $S_i = \{\lambda^i T_X \mid X \in \mathcal{X}\}$. We have now constructed a tiling of the plane, with tiles which are translates of tiles in a subset of S (not every element of S may actually occur in the tiling). By construction when we multiply the tiling by λ and subdivide each tile according to the rules established above (T_0 subdivides into the tiles as defined in section 2, each tile in S_i maps homothetically to a tile in S_{i+1} unless $i = n+2$ in which case a tile subdivides as described in section 4.4.4).

Furthermore tiles of the same type (i.e. those arising from the same element of X , and which are of the same size) subdivide in the same way.

Furthermore each tile occurring in the tiling arises from eventual subdivision of the tile T_0 , since T_0 has the origin in its interior. Each tile eventually has a copy of T_0 in its subdivision. So the subdivision matrix is primitive, and hence the tiling is quasiperiodic (Lemma 4).

This completes the proof.

5. TILINGS INVARIANT UNDER ROTATIONS

Let T be a self-similar tiling invariant under $e^{i\theta}$ and having expansion constant λ . If λ is real, then by redefining the subdivision rule we have that T is self-similar with expansion $e^{i\theta}\lambda$. Thus we can assume λ is not real unless $e^{i\theta} = -1$.

In [11] it is shown that for any self-similar tiling with expansion $\lambda \notin \mathbb{R}$ there is a homothetic copy K' of $\mathbb{Q}[\lambda]$ such that translations between tiles of the same type must be in K' . So if the tiling is invariant under $x \rightarrow xe^{i\theta}$, then if $a \neq 0$ is a translation between tiles of the same type, both a and $ae^{i\theta}$ are in K' , so their ratio $e^{i\theta}$ must be in $\mathbb{Q}[\lambda]$.

In case $e^{i\theta} = -1$ we also have $e^{i\theta} \in \mathbb{Q}[\lambda]$.

To construct a tiling invariant under rotation by $\theta = 2\pi/m$, modify the construction of section 4 as follows.

Select the tile T_0 to be invariant under $e^{i\theta}$. Then the region between λT_0 and T_0 has a $e^{i\theta}$ -invariant triangulation.

The construction now proceeds as before. Note that $e^{i\theta}$ is an algebraic integer, and multiplication by $e^{i\theta}$ acts as an *isometry* on the space W and the lattice $\sigma(\mathcal{A})$. Since the subdivision defined in section 4.4 depends solely on the metric properties of the objects involved, the subdivision is natural in the sense that two elements $X_1, X_2 \in \mathcal{X}$ (surroundings of t_1, t_2 respectively) which are isometric copies of each other have subdivisions which are isometric. (Note that even if X_1 and X_2 overlap, the naturality of the subdivision implies that they will subdivide isometrically).

The only place in the construction where we again had a choice was in defining the paths running around the tiles. However we claim that we can make this choice in a way which only depends on the isometry type of the relevant vertex or edge. The only difficulty arises when isometric surroundings overlap. If t_1 and t_2 meet at a vertex v and the isometry from t_1 to t_2 takes v to v , then the subdivision near v is already θ -invariant, so one can choose paths running out from that vertex in a θ -invariant fashion. Similarly if t_1 and t_2 meet along an edge e , and the isometry taking t_1 to t_2 takes e to e , then the subdivision of e is invariant under this isometry and so one can choose the path α_e to also be invariant. These choices imply the naturality of the entire construction.

So the resulting tiling will be invariant under $e^{i\theta}$.

6. CONSTRUCTION FROM FREE GROUP ENDOMORPHISMS

In this section we give a construction for self-similar tilings whose expansion coefficient is a complex Perron number which satisfies

$$\lambda^n - p\lambda^{n-1} + q\lambda + r = 0 \quad (4)$$

for some $n \geq 3$ and integers $p, q \geq 0, r \geq 1$.

We will first do the case $n = 3$. Let a, b, c be vectors pointing in different directions in \mathbb{R}^2 . Let F be the set of compact polygonal paths

starting at the origin, each of whose edges is a translate of $\pm a, \pm b$, or $\pm c$, and which are non-backtracking in the sense that along the path a segment x is never immediately followed by $-x$.

Thus to each element in F is associated a unique element in the free group on three symbols $F(a, b, c)$. Indeed, one can easily define a product on F in such a way that the map $F(a, b, c) \rightarrow F$ is a group isomorphism: to obtain the product of two paths, translate the second to the end of the first, and then cancel any “backtrackings”.

Let $f: F(a, b, c) \rightarrow F$ be this isomorphism.

Define an endomorphism $\phi: F(a, b, c) \rightarrow F(a, b, c)$ by:

$$\begin{aligned}\phi(a) &= b \\ \phi(b) &= c, \\ \phi(c) &= c^p a^{-r} b^{-q}.\end{aligned}$$

Consider the three commutators $[a, b] = aba^{-1}b^{-1}$, $[b, c]$, and $[a, c]$; they represent three closed paths. Their images under ϕ can be written:

$$\phi([a, b]) = [\phi(a), \phi(b)] = [b, c] \quad (5)$$

$$\phi([b, c]) = [c, c^p a^{-r} b^{-q}] = c^p a^{-r} [a^r, c] (b^{-q} [b^q, c] b^q) a^r c^{-p} \quad (6)$$

$$\phi([a, c]) = [b, c^p a^{-r} b^{-q}] = [b, c^p] c^p a^{-r} [a^r, b] a^r c^{-p} \quad (7)$$

Using the identities

$$[x^n, y] = (x^{n-1}[x, y]x^{1-n}) \cdots (x[x, y]x^{-1})[x, y]$$

and

$$[x, y^n] = [x, y](y[x, y]y^{-1}) \cdots (y^{n-1}[x, y]y^{1-n})$$

in the above, we see that each of $\phi([a, b])$, $\phi([b, c])$ and $\phi([a, c])$ can be written as a product of conjugates of $[a, b]$, $[b, c]$, and $[a, c]$. Interpreting this in terms of paths in \mathbb{R}^2 , the closed paths $f\phi([a, b])$, $f\phi([b, c])$, $f\phi([a, c])$ can each be tiled by translates of copies of the parallelograms $f([a, b])$, $f([b, c])$, $f([a, c])$.

Geometrically, the images $f([a, b])$, $f([b, c])$, $f([a, c])$ are “archtiles” for a self-similar tiling of the plane. Let $S = \{[a, b], [b, c], [a, c]\}$. The images $f(\phi(x))$, where $x \in S$ can be tiled by translates of tiles in S : the exact translates can be calculated from the formulas in (5), (6), (7).

Take a, b, c to be the vectors $1, \lambda$, and $\lambda^2 \in \mathbb{C}$ respectively. The equation (4) implies that the argument of λ is less than $\pi/2$ degrees, so that $f[a, b]$, $f[b, c]$, $f[a, c]$ each have the same orientation. (In particular this implies that the tiling will be non-overlapping.) Then $f\phi(a) = f(b) = \lambda f(a)$, $f\phi(b) = f(c) = \lambda f(b)$, and $f\phi(c)$ is a path whose endpoint is at $\lambda f(c)$.

Now the closed paths $f(\phi^n(x))$ for $x \in S$ converge after rescaling¹ to the boundaries of certain tiles T_1, T_2, T_3 , and λT_i can be tiled by exactly by translates of T_1, T_2 and T_3 . This is sufficient to make a self-similar tiling of the plane.

An example is given in Figures 7,8,9 and 1.

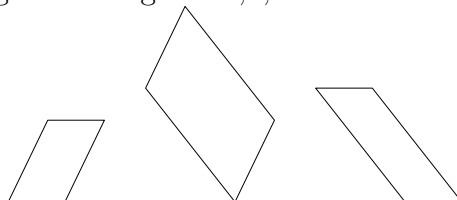


FIGURE 7. The case $(p, q, r) = (1, 2, 1)$ ($\lambda \approx .696 + 1.436i$). The three archtiles $f([a, b])$, $f([b, c])$, $f([a, c])$.

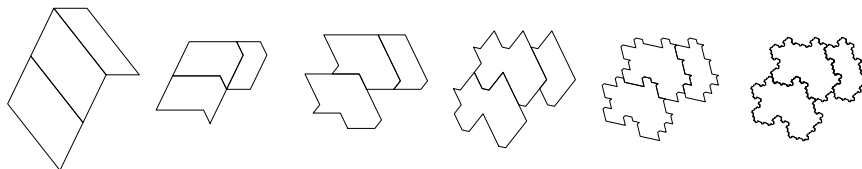


FIGURE 8. The successive approximations to the subdivision of $[b, c]$: here we took $f\phi^n([b, c])$ for $n = 2, 3, 4, 5, 6$, and 10.




FIGURE 9. The subdivisions of tiles T_1, T_2, T_3 : T_1 gives a T_2 , T_2 gives two copies of T_2 and a copy of T_3 , and T_3 subdivides into a T_2 and a T_1 .

For the case $n > 3$, a similar construction will work. Here we must use the free group on n letters a_1, \dots, a_n , with an endomorphism

¹a rigorous argument for convergence can be made along the lines of Dekking [4, 5]

$\phi(a_i) = a_{i+1}$ for $1 \leq i \leq n-1$ and $\phi(a_n) = a_n^p a_1^{-q} a_2^{-r}$. The archtiles are the $(n^2 - n)/2$ words/paths $[a_i, a_j]$ with $i < j$.

This same construction in fact works with any endomorphism ϕ which has the property that each $\phi([a_i, a_j])$ can be written as a product of conjugates of the $[a_{i'}, a_{j'}]$. Since conjugates of the $[a_i, a_j]$ generate the commutator subgroup $[F, F]$, this condition amounts to the requirement that the conjugates which appear have *nonnegative* exponent.

For an arbitrary endomorphism, one can also attempt to change the basis of F so that it has the correct form; a necessary condition is that the induced linear map on $[F, F]/[F, [F, F]] \cong \mathbb{Z}^{(n^2-n)/2}$ have matrix with nonnegative coefficients.

REFERENCES

- [1] R. Adler, B. Weiss; Entropy is a complete metric invariant for automorphisms of the torus. *Proc. Nat. Acad. Sci.* **57**, No. 6. (1967):1573-1576.
- [2] C. Bandt. *Self-Similar Sets 5. Integer Matrices and fractal tilings of \mathbb{R}^n* , Proc. AMS. **112**, number 2 (1991), 549-562.
- [3] R. Bowen; Equilibrium states and the ergodic theory of Anosov diffeomorphisms. Lecture Notes in Math **470.**, Springer Verlag, 1975.
- [4] F.M. Dekking. Recurrent Sets. *Adv. in Math* **44** (1982), 78-104.
- [5] F.M. Dekking. Replicating superfigures and endomorphisms of free groups. *J. Combin. Th. Ser. A* **32** (1982), 315-320.
- [6] M. Gardner; Extraordinary nonperiodic tiling that enriches the theory of tiles. *Scientific American* (January 1977):116-119.
- [7] W. Gilbert. Radix Representations of Quadratic Fields. *Journal of Math. Anal. and Appl.* **83** (1981).
- [8] S. Golomb; Replicating figures in the plane. *Math. Gaz.* **48** (1964):403-412.
- [9] K. Gröchenig, A. Haas; Self-similar lattice tilings. *J. Fourier Analysis.*
- [10] R. Kenyon, Self-similar tilings, Thesis, Princeton Univ, 1990.
- [11] R. Kenyon, Inflationary Similarity-tilings. *Comment. Math. Helv* (to appear).
- [12] J. Lagarias, Y. Wang; Integral self-affine tiles in \mathbb{R}^n . I: Standard and non-standard digit sets. *J. London Math. Soc.* (to appear).
- [13] D. Lind, The entropies of topological Markov shifts and a related class of algebraic integers. *Erg. Th. Dyn. Sys.* **4** (1984):283-300.
- [14] B. Praggastis, Markov partitions for hyperbolic toral automorphisms, Thesis, Univ of Washington, Seattle (1992).
- [15] C. Radin, M. Wolff; Space tilings and local isomorphism, *Geometriae Dedicata* **42** (1992):355-360.
- [16] Y. Sinai. Constructions of Markov partitions, *Func. Anal. and its Appl.* **2**, (1968) no. 2., 70-80.
- [17] R. S. Strichartz; Wavelets and Self-Affine Tilings. *Constructive Approximation* **9**, (1993):327-346.
- [18] W. P. Thurston, Groups, tilings, and finite state automata, Lecture notes, *AMS colloquium lectures*, (1990).
- [19] A. M. Vershik, Arithmetic Isomorphism of hyperbolic toral automorphisms and sofic shifts. *Func. Anal.* **1992** no. 2.

- [20] A. Vince; Replicating Tessellations, *SIAM J. Disc. Math* **6(1993):501-521**.

CNRS UMR 128, ECOLE NORMALE SUPÉRIEURE DE LYON, 46, ALLÉE D'ITALIE,
69364 LYON, FRANCE.