

Gauge Theory of Riemann Ellipsoids

G. Rosensteel and J. Troupe

*Department of Physics, Tulane University, New Orleans, LA 70118, and
Institute for Nuclear Theory, University of Washington, Seattle, WA 98195
E-mail: grosens@mailhost.tcs.tulane.edu; jtroupe@mailhost.tcs.tulane.edu*

The classical theory of Riemann ellipsoids is formulated naturally as a gauge theory based on a principal G -bundle \mathcal{P} . The structure group $G = SO(3)$ is the vorticity group, and the bundle $\mathcal{P} = GL_+(3, \mathbb{R})$ is the connected component of the general linear group. The base manifold is the space of positive-definite real 3×3 symmetric matrices, identified geometrically with the space of inertia ellipsoids. The bundle \mathcal{P} is also a Riemannian manifold whose metric is determined by the kinetic energy. Nonholonomic constraints determine connections on the bundle. In particular, the trivial connection corresponds to rigid body motion, the natural Riemannian connection - to irrotational flow, and the invariant connection - to the falling cat. The curvature form determines the fluid's field tensor which is an analogue of the familiar Faraday tensor.

1. INTRODUCTION

A Riemann ellipsoid is a constant density fluid bounded by an ellipsoidal surface and constrained to a linear velocity field. In addition to rotational and vibrational motion, Riemann ellipsoid dynamics admits vorticity degrees of freedom. The vorticity allows the moment of inertia to be varied continuously between its rigid body and its irrotational fluid limits. It is this flexibility that enables the theory to model diverse rotating systems [1, 2, 3, 4, 5].

An ellipsoid is defined by a positive-definite real symmetric 3×3 matrix q ; the points $X = (X_1, X_2, X_3)$ of its surface in Euclidean space are solutions to the quadratic equation

$$\sum_{ij} q_{ij}^{-1} X_i X_j = 1. \quad (1)$$

In particular, when $q = \text{diag}(a_1^2, a_2^2, a_3^2)$, the surface is an ellipsoid with major axis half-lengths equal to a_1, a_2, a_3 and the ellipsoid's principal axes are aligned with the Cartesian axes. The space of all ellipsoidal surfaces is

identified with the six dimensional manifold of such matrices q :

$$Q = \{q \in M_3(\mathbb{R}) \mid q^t = q, q > 0\}. \quad (2)$$

The configuration space for Riemann ellipsoids is the general linear group

$$\mathcal{P} = \{\xi \in M_3(\mathbb{R}) \mid \det \xi > 0\} = GL_+(3, \mathbb{R}), \quad (3)$$

because only linear motions are allowed. The elegance and beauty of the theory of Riemann ellipsoids are derived ultimately from the group structure on the configuration space \mathcal{P} .

The general linear group transforms an ellipsoid into another ellipsoid that is deformed and rotated. If $q \in Q$ and $\xi \in \mathcal{P}$, then this spatial transformation corresponds to $q \mapsto \xi q \xi^t$. In particular, the unit sphere with $q = I$ is changed into the ellipsoid with $q = \xi \xi^t$. Thus, the natural mapping π from the group \mathcal{P} onto the ellipsoidal space Q

$$\begin{aligned} \pi : \mathcal{P} &\longrightarrow Q \\ \xi &\longmapsto q = \xi \xi^t \end{aligned} \quad (4)$$

is surjective (onto).

The group \mathcal{P} also acts on itself. The group elements can be multiplied in two ways, on the left or on the right. The left and right actions are distinct when the group is not Abelian. They define two different transformations of the group on itself. Left multiplication of elements $\xi \in \mathcal{P}$ by $r \in SO(3)$

$$\xi \longmapsto L_r \xi = r \xi \quad (5)$$

corresponds to physical rotations r in three-dimensional Euclidean space. In contrast, right multiplication of $\xi \in \mathcal{P}$ by $g \in G = SO(3)$,

$$\xi \longmapsto R_g \xi = \xi g^{-1}, \quad (6)$$

corresponds to vortex motion. Although the groups G and $SO(3)$ are mathematically isomorphic, their distinct actions on \mathcal{P} imply different physical interpretations.

With respect to left multiplication by the rotation group element $r \in SO(3)$, the ellipsoid with inertia tensor $q = \pi(\xi) = \xi \xi^t$ is transformed into the rotated ellipsoid with inertia tensor $\pi(L_r \xi) = r \xi \xi^t r^t = r q r^t$. But right multiplication by the vorticity group element $g \in G$ leaves the inertia ellipsoid invariant, $\pi(R_g \xi) = \xi g^{-1} g \xi^t = q$, since $g^{-1} = g^t$. This invariance is expressed more elegantly by the composition of mappings

$$\pi \circ R_g = \pi, \text{ for all } g \in G. \quad (7)$$

Hence G is a group of motions internal to the ellipsoidal surface.

Because of the right invariance of the surjective mapping π with respect to the group G , the configuration space \mathcal{P} is a principal fiber bundle over the base manifold Q with structure group G [6, 7]. It is the purpose of this article to show that the classical theory of Riemann ellipsoids is expressed naturally in the mathematical framework of the bundle \mathcal{P} . The bundle \mathcal{P} has two additional structures that are important physically. \mathcal{P} is a Riemannian manifold whose metric is determined by the kinetic energy in three-dimensional Euclidean space. \mathcal{P} may also be equipped with a differential structure, or connection. The nonholonomic constraints to irrotational flow and the falling cat problem correspond to the Riemannian connection and the invariant connection, respectively.

Recently Littlejohn and Reinsch [8] and earlier Shapere and Wilczek [9] presented a gauge theory of rotating systems in which the gauge group is the rotation group, and the gauge conserved quantity is the angular momentum. This article describes a fundamentally different model in which the gauge group is the vorticity group and the gauge conserved quantity is the Kelvin circulation (the angular momentum is also conserved).

The mathematical theory of bundles is the setting for the gauge theories of fundamental forces [10, 11]. For the Riemann ellipsoid model, the gauge group is the vorticity group $G = SO(3)$, and, therefore, it is a non-Abelian gauge theory. The situation is reminiscent of the Weinberg-Salam theory of the electroweak interaction [12] for which the structure group is $SU(2) \times U(1)$. An important mathematical difference is that the base manifold for the electroweak problem is Minkowski space-time, while the Riemann ellipsoid base manifold is the space of ellipsoidal surfaces. Although Cartesian coordinates (t, x, y, z) are convenient for space-time, a coordinate system for Q requires Euler angles to describe the ellipsoid's orientation. This technical complexity can be overcome by using Cartan's method of moving frames [7]. For the rotation group $SO(3)$, the angular momenta serve as the moving frame, and, for the gauge group G , the Kelvin circulation is used. In this sense, the differential geometry of the Riemann ellipsoid theory is more complicated mathematically than the space-time based theories of fundamental physics.

In §2 the theory of rotating triaxial rigid bodies is presented using group theoretic and geometrical methods that generalize to the Riemann ellipsoid problem. The rigid body configuration space is $SO(3)$ that is both a Lie group and a Riemannian manifold. Applying the Cartan method of moving frames, the velocity of a rotating body is expressed in terms of the angular momentum which is an invariant vector field. The kinetic energy determines a metric on the rotation group. The Euler rigid body equations are obtained from Lagrange's equations.

The Riemann ellipsoid theory is presented in §3. The interrelated Lie group, bundle, and Riemannian structures of the configuration space \mathcal{P} are reviewed and the equations of motion are derived in the Lagrange formalism. §4 is the heart of the paper. Here the differential geometry of bundle connections is used to show that the nonholonomic constraints to irrotational flow and the falling cat are realized by mathematically natural connections.

2. RIGID BODY ROTATION

Although the rigid body problem is solved in basic mechanics textbooks, the method of solution does not generalize easily to higher dimensional non-Euclidean configuration manifolds, e.g., the Riemann ellipsoid space \mathcal{P} . The source of the limitation in the conventional technique is the use of Euler angle coordinates for the configuration manifold $SO(3)$. In this section the rigid body problem is solved using the method of moving frames. Cartan's more powerful technique enables the solution of mechanics problems in higher dimensional non-Euclidean spaces.

In the conventional solution of the rigid body problem, Euler angles provide coordinates for the configuration space *and* a basis for each tangent space. For the rigid body problem, the natural physical and geometrical choice for a tangent space basis consists of the angular momentum vectors. No coordinate system can define directly the angular momenta because their Lie brackets do not vanish. Cartan's moving frames provide each tangent space with bases that vary from point to point and cannot be expressed consistently in a fixed coordinate chart.

2.1. Tangent Vectors

A vector V_R tangent to the group manifold $SO(3)$ at the point R determines a unique directional derivative as follows: if f is a real-valued differentiable function defined on an open neighborhood of the point R in the rotation group, then the real number $(V_R f)(R)$ is defined as the derivative of f in the direction V_R evaluated at $R \in SO(3)$. A vector field V on $SO(3)$ is defined by a smooth assignment of a directional derivative V_R to every point $R \in SO(3)$. Hence a vector field V may be regarded as a first order differential operator on $SO(3)$: if f is a smooth function on $SO(3)$, then Vf is also a smooth function defined by $(Vf)(R) = (V_R f)(R)$, for all $R \in SO(3)$. The space of all vector fields on $SO(3)$ is identified with the linear derivations, i.e., the space of all mappings V from the space of smooth functions on $SO(3)$ into itself that satisfy the linearity and Leibniz conditions,

$$V(af + bg) = a(Vf) + b(Vg)$$

$$V(fg) = f(Vg) + (Vf)g, \quad (8)$$

where f and g are smooth functions on $SO(3)$ and a, b are real numbers.

The Lie bracket of two vector fields is the commutator of their corresponding derivations. Since it is a first order differential operator, the bracket of two vector fields is a vector field. In this way, the space of all vector fields is an infinite-dimensional Lie algebra. The components of a vector field depend on the choice of a coordinate system for $SO(3)$. If Euler angles $(\theta^1, \theta^2, \theta^3)$ are taken, then the components of a vector field V are given by applying V to the coordinate functions, $V(\theta^i) = V^i$. Expanded into components, the vector field is

$$V = \sum_i V^i \frac{\partial}{\partial \theta^i}, \quad (9)$$

because $\partial \theta^j / \partial \theta^i = \delta_i^j$.

There are two principal advantages to regarding vector fields as first order differential operators. The first is that the Lie bracket may be defined easily. The second is that the differential operator V is independent of the coordinate system, although its components are coordinate dependent. If a second coordinate system is chosen for $SO(3)$, say (ψ^1, ψ^2, ψ^3) , then the vector field components change to $V(\psi^i) = v^i$. But the differential operator, expressed in the new coordinate chart, stays the same,

$$V = \sum_i v^i \frac{\partial}{\partial \psi^i}, \quad (10)$$

since the components of a vector transform as the Jacobian, $v^i(\partial \theta^j / \partial \psi^i) = V^j$.

It is a tactical error to work directly with Euler angles or any other non-Euclidean coordinate system. Even if results are obtained successfully, the derivations are unilluminating, and can make trivial results seem very complicated, c.f., Goldstein's derivation of the Euler rigid body equations [13]. Instead it is best to use consistently a Euclidean coordinate system. Consider the nine-dimensional space $M_3(\mathbb{R})$ of all 3×3 real matrices. The rotation group $SO(3)$ is viewed as a closed, bounded three-dimensional surface in $M_3(\mathbb{R})$. The nine entries of each matrix provide a convenient global coordinate system for $M_3(\mathbb{R})$. In terms of this coordinate system, the points of the $SO(3)$ surface satisfy two polynomial conditions that are naturally expressed in matrix notation

$$SO(3) = \{R \in M_3(\mathbb{R}) \mid R^t R = I, \det R = 1\}. \quad (11)$$

There are six independent quadratic polynomial conditions on the 9 matrix coordinates R_{ij} , viz., $\sum_k R_{ki} R_{kj} = \delta_{ij}$, for $i \leq j$. Hence the surface $SO(3)$

is $9 - 6 = 3$ dimensional. When a rigid body is rotating, its motion defines a smooth curve $t \mapsto R(t)$ in the surface of $SO(3)$. The tangent or velocity vector to this curve in the surface $SO(3)$ is given in the matrix coordinate chart of $M_3(\mathbb{R})$ by

$$V(t) = \sum_{ij} \dot{R}_{ij}(t) \frac{\partial}{\partial R_{ij}}. \quad (12)$$

2.2. Left and Right Invariant Vector Fields

Among all possible vector fields, the invariant ones are singled out for their mathematical simplicity and physical relevance. In the following discussion, the left invariant vector field at a point $R(t)$ is shown to correspond to the angular velocity in the laboratory (inertial) frame, and the right invariant vector field at a point $R(t)$ is shown to correspond to the angular velocity in the body-fixed (intrinsic) frame.

For each element of the Lie algebra of the rotation group, a left invariant vector field and a right invariant vector field can be defined. Let $\mathfrak{so}(3)$ denote the Lie algebra of the rotation group $SO(3)$,

$$\mathfrak{so}(3) = \{\Omega \in M_3(\mathbb{R}) \mid \Omega^t = -\Omega\}. \quad (13)$$

As it is customary, the upper case $SO(3)$ denotes the group while the lower case $\mathfrak{so}(3)$ denotes the algebra. The rotation of a rigid body $t \mapsto R(t)$ naturally defines a Lie algebra element at each point. Since $R^t R = I$ at each time t , its vanishing derivative with respect to t implies that the matrix

$$\Omega^L(t) = R^t \dot{R} \quad (14)$$

is antisymmetric. Ω^L has the physical interpretation of the angular velocity in the laboratory (inertial) frame. In this article superscript L will indicate a quantity in the laboratory (inertial) frame.

A basis for the three dimensional vector space $\mathfrak{so}(3)$ is the set of antisymmetric matrices \mathfrak{e}_i for $i = 1, 2, 3$, with matrix elements given by $(\mathfrak{e}_i)_{jk} \equiv \varepsilon_{ijk}$. If $\Omega^L \in \mathfrak{so}(3)$ is expanded in this basis, $\Omega^L = \sum \omega_i^L \mathfrak{e}_i$, ω^L is interpreted as the laboratory frame angular velocity vector.

When $\Omega \in \mathfrak{so}(3)$ is independent of time, define $(\mathcal{L}_\Omega)_e$ to be the tangent to the curve $\theta \mapsto \exp(\theta\Omega)$ in the group $SO(3)$ that passes through the group identity e when $\theta = 0$. For example a rotation about the 3-axis is given by

$$\exp(\theta \mathfrak{e}_3) = \begin{pmatrix} \cos \theta & \sin \theta & 0 \\ -\sin \theta & \cos \theta & 0 \\ 0 & 0 & 1 \end{pmatrix}. \quad (15)$$

A left invariant vector field is defined by spreading this tangent vector around the group manifold. At the point $R \in SO(3)$, define $(\mathcal{L}_\Omega)_R$ to be the tangent to the curve $\theta \mapsto R \cdot \exp(\theta\Omega)$ that passes through $R \in SO(3)$. Similarly a right invariant vector field $(\mathcal{R}_\Omega)_R$ is the tangent to the curve $\theta \mapsto \exp(-\theta\Omega) \cdot R$, see Figure 1.

As first order differential operators on $SO(3)$, the invariant vector fields are given by

$$(\mathcal{L}_\Omega)_R = (R\Omega)_{ij} \frac{\partial}{\partial R_{ij}} \quad (16a)$$

$$(\mathcal{R}_\Omega)_R = -(\Omega R)_{ij} \frac{\partial}{\partial R_{ij}}, \quad (16b)$$

for each $\Omega \in \mathfrak{so}(3)$. These derivations are called Lie derivatives.

The two vector fields are tangent to the three dimensional surface of orthogonal unit determinant matrices contained within the nine dimensional manifold of all 3×3 real matrices. The velocity vector of a curve $t \mapsto R(t)$ may be expressed at each instant in time as the value of left invariant vector field at the point $R(t)$

$$V(t) = \sum_{ij} \dot{R}_{ij}(t) \frac{\partial}{\partial R_{ij}} = \sum_{ij} (R\Omega^L(t))_{ij} \frac{\partial}{\partial R_{ij}} = (\mathcal{L}_{\Omega^L(t)})_{R(t)}. \quad (17)$$

As Ω ranges over the basis \mathfrak{e}_i of $\mathfrak{so}(3)$, the left and right invariant vector fields provide separate bases for each tangent space to the group manifold $SO(3)$. To see the relation between the two invariant bases, note that the curve whose tangent at R is a left invariant vector field may be expressed alternatively as

$$\begin{aligned} \theta &\mapsto R \cdot \exp(\theta\Omega) \\ &= R \exp(\theta\Omega) R^{-1} R \\ &= \exp(\theta \text{Ad}_R \Omega) R, \end{aligned} \quad (18)$$

which is a curve tangent to a right invariant vector field:

$$(\mathcal{L}_\Omega)_R = -(\mathcal{R}_{\text{Ad}_R \Omega})_R. \quad (19)$$

Here the adjoint transformation Ad is introduced: For each $R \in SO(3)$ and $\Omega \in \mathfrak{so}(3)$, define the Lie algebra element $\text{Ad}_R \Omega = R\Omega R^{-1}$ in $\mathfrak{so}(3)$. The adjoint mapping $\Omega \mapsto \text{Ad}_R \Omega$ is equivalent to ordinary rotation of the corresponding velocity vector $\omega \mapsto R\omega$. The equivalence depends on the determinant of a special orthogonal matrix being equal to +1, and, hence, ω is an axial vector.

If $\Omega^L(t)$ is the laboratory frame angular velocity, $\Omega(t) = \text{Ad}_{R(t)}\Omega^L(t) = \dot{R}R^t$ is the angular velocity in the rotating frame. Hence, the velocity in the laboratory frame is expressed in the rotating frame by

$$V(t) = (\mathcal{L}_{\Omega^L(t)})_{R(t)} = -(\mathcal{R}_{\Omega(t)})_{R(t)}. \quad (20)$$

When $\Omega = \sum_i \omega_i \mathbf{e}_i$ is expanded in the usual basis for $\mathfrak{so}(3)$, the vector $\omega = R\omega^L$ is called the angular velocity vector in the rotating frame.

The left and right invariant vector fields are special for various reasons:

1. Each is a representation of the Lie algebra, i.e.,

$$\mathcal{L}_{[\Omega_1, \Omega_2]} = [\mathcal{L}_{\Omega_1}, \mathcal{L}_{\Omega_2}] \quad (21a)$$

$$\mathcal{R}_{[\Omega_1, \Omega_2]} = [\mathcal{R}_{\Omega_1}, \mathcal{R}_{\Omega_2}]. \quad (21b)$$

The invariant vector fields are finite-dimensional subalgebras of the algebra of all vector fields. Both the left and the right invariant vector fields are faithful, but reducible, representation of the Lie algebra $\mathfrak{so}(3)$. With respect to the Haar measure, each \mathcal{L}_Ω and \mathcal{R}_Ω is a skew-adjoint operator on the space of square-integrable functions on $SO(3)$. In particular, the Hermitian operators

$$\begin{aligned} \hat{L}_j &\equiv -i \mathcal{L}_{\mathbf{e}_j} \\ \hat{I}_j &\equiv i \mathcal{R}_{\mathbf{e}_j} \end{aligned} \quad (22)$$

are the quantum mechanical angular momenta in the laboratory (inertial) frame and the body-fixed (intrinsic) frame, respectively.

2. As Lie derivatives, they are invariant with respect to the group multiplication. For each g in the $SO(3)$, let L_g and R_g denote left and right multiplication,

$$L_g(R) = gR \quad (23a)$$

$$R_g(R) = Rg^{-1}, \quad (23b)$$

for all R in $SO(3)$. Both multiplications are group homomorphisms, e.g., $L_g L_h = L_{gh}$ for all g, h in the group. The group homomorphism L_g maps a neighborhood of $R \in SO(3)$ to a neighborhood of $gR \in SO(3)$. The curve $\theta \mapsto R \exp(\theta \Omega)$ through R is mapped by L_g to the curve $\theta \mapsto gR \exp(\theta \Omega)$ through gR . Hence the left group multiplication induces a mapping, denoted by $(L_g)_*$, from the tangent space at R to the tangent space at $L_g(R) = gR$. But the tangent vector $(L_g)_*(\mathcal{L}_\Omega)_R$ is none other than $(\mathcal{L}_\Omega)_{gR}$. In this sense the left invariant vector field is invariant with respect to the left group multiplication. Similarly, a right invariant vector

field is invariant with respect to right group multiplication

$$(L_g)_*(\mathcal{L}_\Omega)_R = (\mathcal{L}_\Omega)_{gR} \quad (24a)$$

$$(R_g)_*(\mathcal{R}_\Omega)_R = (\mathcal{R}_\Omega)_{Rg^{-1}}. \quad (24b)$$

Unless a rigid body is rotating with a constant angular velocity Ω^L , the velocity $V(t)$ will not be left invariant along the trajectory $t \mapsto R(t)$. Although at each instant in time the velocity vector along a trajectory may be expressed as the left invariant vector $\mathcal{L}_{\Omega^L(t)}$, it keeps changing with time. A similar remark applies to the right invariant vector $\mathcal{R}_{\Omega(t)}$.

3. What happens when $(R_g)_*$ is applied to a left invariant vector field? In this case, the curve $\theta \mapsto R \exp(\theta \Omega)$ through R is mapped by R_g to the curve $\theta \mapsto R \exp(\theta \Omega) g^{-1}$ through Rg^{-1} . But

$$\begin{aligned} R \exp(\theta \Omega) g^{-1} &= R(g^{-1} g) \exp(\theta \Omega) g^{-1} \\ &= (Rg^{-1}) \exp(\theta g \Omega g^{-1}) \\ &= (Rg^{-1}) \exp(\theta \text{Ad}_g \Omega). \end{aligned} \quad (25)$$

Therefore $(R_g)_*$ maps the left invariant vector field corresponding to Ω at R to the left invariant vector field corresponding to $\text{Ad}_g(\Omega)$ at Rg^{-1} , see Figure 2. A similar argument holds for the right invariant vector fields acted on by $(L_g)_*$

$$(R_g)_*(\mathcal{L}_\Omega)_R = (\mathcal{L}_{\text{Ad}_g \Omega})_{Rg^{-1}} \quad (26a)$$

$$(L_g)_*(\mathcal{R}_\Omega)_R = (\mathcal{R}_{\text{Ad}_g \Omega})_{gR}. \quad (26b)$$

In particular, if $g = R(t)$ is the actual rotation of a rigid body, then at each instant

$$(R_{R(t)})_* V(t) = (\mathcal{L}_{\Omega(t)})_e. \quad (27)$$

4. The set of left invariant vector fields $\{\mathcal{L}_{\mathbf{e}_1}, \mathcal{L}_{\mathbf{e}_2}, \mathcal{L}_{\mathbf{e}_3}\}$ provides a basis for each tangent space. It is called a “moving frame.” The velocity is $V(t) = \sum \omega_i^L(t) (\mathcal{L}_{\mathbf{e}_i})_{R(t)}$. Similarly, the set of right invariant vector fields $\{\mathcal{R}_{\mathbf{e}_1}, \mathcal{R}_{\mathbf{e}_2}, \mathcal{R}_{\mathbf{e}_3}\}$ is another moving frame and $V(t) = -\sum \omega_i(t) (\mathcal{R}_{\mathbf{e}_i})_{R(t)}$.

2.3. Riemannian Structure

The group manifold $SO(3)$ is a Riemannian manifold, i.e., there is a positive-definite metric defined on it. The metric depends on the moments of inertia of the rigid body and is chosen so that the rigid body’s kinetic energy is proportional to the squared length of the velocity. Thus the metric on $SO(3)$ is inherited from three-dimensional Euclidean space.

Let \mathbf{X}_α denote the position vector in an inertial frame for particle α of mass m_α in a system of many particles (α denotes the particle index). Let

$M = \sum m_\alpha$ denote the total mass of the system and let R_0 be a convenient unit of length. The dimensionless quadrupole-monopole tensor $q(X)$ for a collection of particles is defined by

$$(MR_0^2/5) q(X)_{ij} = \sum_{\alpha} m_{\alpha} X_{\alpha i} X_{\alpha j}, \quad (28)$$

where the sum is over the particle index α and $X_{\alpha i}$, $i = 1, 2, 3$, denotes the Cartesian components of the position vector. For a continuous fluid the sum is replaced by an integral over the mass density distribution.

For rigid rotation there is a curve $t \mapsto R(t)$ in the rotation group for which $R(t)\mathbf{X}_{\alpha}(t) = \mathbf{x}_{\alpha}$ is independent of the time t for all particles α . The motion is a collective rotation because all the particles move in an orchestrated manner according to the same linear transformation $R(t)$. As a real symmetric positive-definite matrix, $q(X)$ may be diagonalized by a rotation and its eigenvalues are real positive numbers. Hence, the reference distribution \mathbf{x}_{α} may be chosen so that its quadrupole-monopole tensor $q(x) = Rq(X)R^t$ is a diagonal matrix,

$$(MR_0^2/5) q(x)_{ij} = \sum_{\alpha} m_{\alpha} x_{\alpha i} x_{\alpha j} = (MR_0^2/5) a_i^2 \delta_{ij} \quad (29)$$

or $q(x) = A^2 = \text{diag}(a_1^2, a_2^2, a_3^2)$. For a uniform density ellipsoid, a_i is the half-length, in units of R_0 , of the i^{th} principal axis.

The velocity vector for each particle is $\mathbf{U}_{\alpha} = \dot{R}^t \mathbf{x}_{\alpha}$. The kinetic energy of the system is

$$\begin{aligned} T &= \sum_{\alpha} \frac{m_{\alpha}}{2} \mathbf{U}_{\alpha} \cdot \mathbf{U}_{\alpha} \\ &= (MR_0^2/10) \sum_{ij} a_i^2 \dot{R}_{ij} \dot{R}_{ij} \\ &= -(MR_0^2/10) \text{tr}(A^2 \Omega^2) \\ &= \frac{1}{2} (I_1 \omega_1^2 + I_2 \omega_2^2 + I_3 \omega_3^2), \end{aligned} \quad (30)$$

where the moments of inertia of a rigid ellipsoid are $I_1 = (MR_0^2/5)(a_2^2 + a_3^2)$, etc. The last line is proven using the identity $(\Omega^2)_{ij} = \omega_i \omega_j - \delta_{ij} \boldsymbol{\omega} \cdot \boldsymbol{\omega}$.

At each point $R \in SO(3)$, define the metric \mathbf{g} as the bilinear form

$$\mathbf{g}_R((\mathcal{R}_{\Omega_1})_R, (\mathcal{R}_{\Omega_2})_R) = -\text{tr}(\Omega_1 A^2 \Omega_2) \quad (31)$$

for each pair of tangent vectors $(\mathcal{R}_{\Omega_1})_R, (\mathcal{R}_{\Omega_2})_R$ at R where $\Omega_1, \Omega_2 \in \mathfrak{so}(3)$. This metric is manifestly right invariant which is the expression of its rotational invariance in the laboratory frame. Moreover, the rigid body kinetic

energy is proportional to the squared length of its velocity

$$T = (MR_0^2/10) \mathbf{g}_{R(t)}(V(t), V(t)). \quad (32)$$

2.4. Lagrange's Equations

The dynamical equations for the rigid body may be derived from its Lagrangian. The Lagrangian is just the kinetic energy and the action is its integration along paths between two fixed points in $SO(3)$. Rigid body motion corresponds to the path that minimizes the action with respect to all such paths. If Euler angles are introduced, the calculation of the minimization equations is tedious. It is better to enlarge the space from $SO(3)$ to the 12-dimensional Euclidean configuration space whose coordinates are the nine matrix entries of R and the three body-fixed angular velocity components of Ω [14]. Since the allowed paths in the enlarged space must correspond to paths in the original configuration space $SO(3)$, they must satisfy the nine constraint equations

$$\begin{aligned} 0 &= R^t R - I \\ 0 &= \dot{R} R^t - \Omega. \end{aligned} \quad (33)$$

Introduce nine Lagrange multipliers in the form of real 3×3 symmetric σ and antisymmetric μ matrices. Then the Lagrangian on the twelve dimensional configuration space is given by

$$L[R, \dot{R}, \Omega, \dot{\Omega}] = T(\Omega) + \frac{1}{2} \text{tr}[\sigma \cdot (R^t R - I)] + \frac{1}{2} \text{tr}[\mu \cdot (\dot{R} R^t - \Omega)]. \quad (34)$$

This is just a quadratic function of the 12 coordinates and their derivatives. To find the equations of motion, note first that the Lagrangian is independent of $\dot{\Omega}$. Therefore, the Euler-Lagrange equation simplifies to $\partial L / \partial \omega_i = 0$, or

$$\mu_{ij} = -\varepsilon_{ijk} \frac{\partial T}{\partial \omega_k}. \quad (35)$$

The derivative of the kinetic energy with respect to the angular velocity is the angular momentum in the body-fixed frame

$$L_k = \omega_k I_k. \quad (36)$$

This is an axial vector and is naturally represented by an antisymmetric matrix $\tilde{L} = \sum L_k \mathbf{e}_k$; therefore, the Lagrange equation for the ignorable coordinates says that μ is the negative of the angular momentum

$$\mu = -\tilde{L}. \quad (37)$$

Next, the Lagrange equations for the R_{ij} give the matrix equation

$$\dot{\mu} \cdot R + 2\mu \cdot \dot{R} = R \cdot (\sigma + \sigma^t) \quad (38)$$

On the constraint hypersurface, the matrix

$$\dot{\mu} + 2\mu \cdot \Omega = R \cdot (\sigma + \sigma^t) \cdot R^t \quad (39)$$

is symmetric, or

$$\dot{\mu} = [\Omega, \mu]. \quad (40)$$

Therefore, the dynamical equations for a rigid body are a finite dimensional Lax system [15, 16, 17]

$$\frac{d}{dt} \tilde{L} = [\Omega, \tilde{L}]. \quad (41)$$

Expressed in vector form, this becomes the usual Euler equation for the precession of the angular momentum vector

$$\frac{d\mathbf{L}}{dt} = -\boldsymbol{\omega} \times \mathbf{L}. \quad (42)$$

In addition to rotational symmetry, there is a symmetry of the rigid body due to invariance with respect to certain rotations in the body-fixed frame. While rotational symmetry follows from the invariance of the metric with respect to right multiplication, a body-fixed symmetry corresponds to metric invariance with respect to left multiplication. For $g \in SO(3)$, left multiplication by g of the metric yields

$$\begin{aligned} \mathbf{g}_{gR}((L_g)_*(\mathcal{R}_{\Omega_1})_R, (L_g)_*(\mathcal{R}_{\Omega_2})_R) &= \mathbf{g}_{gR}((\mathcal{R}_{\text{Ad}_g \Omega_1})_{gR}, (\mathcal{R}_{\text{Ad}_g \Omega_2})_{gR}) \\ &= -\text{tr}(Ad_g \Omega_1 A^2 Ad_g \Omega_2) \\ &= -\text{tr}(\Omega_1 (g^{-1} A^2 g) \Omega_2). \end{aligned} \quad (43)$$

When g and A^2 commute, $A^2 g = g A^2$, the metric is invariant with respect to left multiplication by g . Let H denote the subgroup of $SO(3)$ consisting of the rotations g that commute with A^2 . If a curve $t \mapsto R(t)$ minimizes the action, then, for each $g \in H$, so must the curve $t \mapsto gR(t)$ that has the same action. Hence, the dynamical system factors through the projection onto the right coset space $SO(3)/H$, and the solutions are curves $t \mapsto HR(t)$ in this coset space. Since the metric is left H -invariant on $SO(3)$, it induces a well-defined metric on the right coset space $SO(3)/H$.

There are three possibilities for the subgroup H . For a triaxial rotor, the generic situation, the three principal moments are different, say $a_1 > a_2 > a_3 > 0$, and the subgroup H is the dihedral group

$$D_2 = \{m = \text{diag}(m_1, m_2, m_3) \mid m_i = \pm 1, \det(m) = 1\}. \quad (44)$$

It is a discrete group with four elements corresponding to rotations by π about each principal axis. When the rotor is axially symmetric, two moments are equal. For prolate ($a_1 > a_2 = a_3 > 0$) and oblate ($a_1 = a_2 > a_3 > 0$) shapes, the subgroup $H = O(2)$, and it consists of all continuous rotations about the symmetry axis plus a rotation by π about a perpendicular nonsymmetry principal axis. In the case of a sphere ($a_1 = a_2 = a_3$), $H = SO(3)$ and the coset space is a fixed point.

The coset space is geometrically interpreted as the space of orientations of an ellipsoidal body. Consider a rigidly rotating triaxial ellipsoid with fixed axis lengths $a_1 > a_2 > a_3 > 0$. Let \mathcal{O} denote the closed submanifold of \mathcal{Q} that corresponds to the orientations of this ellipsoid,

$$\mathcal{O} = \{q = R^t A^2 R \in Q, R \in SO(3)\}. \quad (45)$$

Although each rotation R defines a point of \mathcal{O} , the correspondence is not one-to-one. If R_1 and R_2 define the same oriented ellipsoid, $q = R_1^t A^2 R_1 = R_2^t A^2 R_2$, then $R_2 R_1^t$ commutes with the diagonal matrix A^2 , i.e., $R_2 R_1^t \in D_2$ and these two rotation group elements are in the same right coset, $D_2 R_2 = D_2 R_1$. Thus the space \mathcal{O} of orientations of a triaxial ellipsoid is canonically diffeomorphic to the right coset space $SO(3)/D_2$. Moreover, a rigid rotation of the ellipsoid, $q \mapsto r^t q r$ for $r \in SO(3)$, is equivalent to right multiplication in the right coset space, $D_2 R \mapsto D_2 R r$. If the ellipsoid is axially symmetric, then the configuration manifold is the right coset space $SO(3)/O(2)$. For a sphere, the configuration space is a single point.

2.5. Vibrations

If the three axis lengths vibrate, then the number of degrees of freedom must be increased at least by three. To model rotational and vibrational motion, a minimal extension of the theory is attained by requiring that there exists a curve $t \mapsto R(t)$ in the rotation group and a curve $t \mapsto A(t)$ in the space \mathcal{A} of positive-definite diagonal matrices for which $R(t)\mathbf{X}_\alpha(t) = \mathbf{x}_\alpha(t)$ depends on time t , but $A(t)^{-1}\mathbf{x}_\alpha(t) = \mathbf{y}_\alpha$ is independent of time. Since all the particles move together according to the same linear transformations $R(t)$ and $A(t)$, the motion is a collective rotation-vibration. As for rigid rotation, the orthogonal matrix $R(t)$ is chosen so that $q(x(t)) = A(t)^2$ is a diagonal matrix. The diagonal matrix $A(t)$ makes the reference distribution's quadrupole-monopole tensor equal to the iden-

tity matrix $q(y) = I$. For a uniform density ellipsoid, the combined rotation $R(t)$ and stretch $A(t)$ transform it into the unit sphere, in units of R_0 .

The velocity vector for each particle in the inertial frame is $\mathbf{U}_\alpha = (\dot{R}^t A + R^t \dot{A}) \mathbf{y}_\alpha$. The kinetic energy of the rotating and vibrating system is

$$\begin{aligned} T &= \sum_{\alpha} \frac{m_{\alpha}}{2} \mathbf{U}_{\alpha} \cdot \mathbf{U}_{\alpha} \\ &= (MR_0^2/10) (-\text{tr}(A^2 \Omega^2) + \text{tr}(\dot{A}^2)). \end{aligned} \quad (46)$$

The velocity $V(t)$ is the tangent to the curve $t \mapsto (R(t), A(t))$ in the direct product space $SO(3) \times \mathcal{A}$

$$V(t) = -\mathcal{R}_{\Omega(t)} + \sum_k \dot{a}_k(t) \frac{\partial}{\partial a_k}, \quad (47)$$

where $A = \text{diag}(a_1, a_2, a_3)$ and $\Omega = \dot{R}R^t$. The metric on the rotation group is extended to the direct product manifold so that $\partial/\partial a_k$ is an orthonormal basis for the tangent spaces of \mathcal{A} :

$$\begin{aligned} \mathbf{g}_{(R,A)}\left(\frac{\partial}{\partial a_k}, \frac{\partial}{\partial a_l}\right) &= \delta_{kl} \\ \mathbf{g}_{(R,A)}(\mathcal{R}_{\Omega_1}, \mathcal{R}_{\Omega_2}) &= -\text{tr}(\Omega_1 A^2 \Omega_2) \\ \mathbf{g}_{(R,A)}\left(\frac{\partial}{\partial a_k}, \mathcal{R}_{\Omega}\right) &= 0. \end{aligned} \quad (48)$$

Hence the kinetic energy Eq.(46) is proportional to the squared length of the velocity

$$T = (MR_0^2/10) \mathbf{g}_{(R(t), A(t))}(V(t), V(t)). \quad (49)$$

The Lagrangian is the difference between the kinetic and potential energies. The potential energy $V(A)$ is a pure function of the axis lengths. The Euler-Lagrange equations may be obtained using a similar line of reasoning as in the rigid body problem by enlarging the configuration space from 12 to 15 dimensions to accommodate the axis lengths. The Lagrange equations corresponding to the axis length vibrations are

$$\frac{MR_0^2}{5} \ddot{a}_i = \frac{\partial T}{\partial a_i} - \frac{\partial V}{\partial a_i}. \quad (50)$$

The Euler equation Eq.(42) for rigid body motion is unaltered.

This dynamical system may be transferred from the direct product space $SO(3) \times \mathcal{A}$ onto the ellipsoidal space \mathcal{Q} . Consider the mapping

$$\begin{aligned} \phi : SO(3) \times \mathcal{A} &\longrightarrow \mathcal{Q} \\ (R, A) &\longmapsto q = \phi(R, A) = R^t A^2 R. \end{aligned} \quad (51)$$

Since any positive-definite symmetric matrix may be diagonalized by an orthogonal matrix and its eigenvalues are real positive numbers, the mapping ϕ is onto \mathcal{Q} . But ϕ is many-to-one for two reasons. First, although the positive eigenvalues of $q \in \mathcal{Q}$ are unique, their ordering is not. For a fixed $A \in \mathcal{A}$, let K denote the group of all $k \in SO(3)$ such that $kAk^t \in \mathcal{A}$. Then the transformation $A \mapsto kAk^t$ permutes the entries of $A = \text{diag}(a_1, a_2, a_3)$. If the entries of A are distinct, then K is the discrete subgroup of $SO(3)$ with 24 elements consisting of the unit determinant matrices with exactly one nonzero entry, equal to ± 1 , in each row and in each column. Second, although the eigenspaces of q are unique, the eigenvectors (the rows of R) are not. In the generic case of distinct eigenvalues the rows are determined up to a factor of ± 1 and permutations; left multiplication of R by $k \in K$ corresponds to this indeterminacy. Define an action of the group K on the product space by $(R, A) \mapsto (kR, kAk^t)$ for $k \in K$. It is evident that $q = \phi(R, A) = \phi(kR, kAk^t)$ for all $k \in K$.

The metric at (R, A) is invariant under the transformation group K . With respect to the K -action, the vector fields $\partial/\partial a_i$ are permuted among themselves, and the right invariant vector field \mathcal{R}_Ω is transformed to $\mathcal{R}_{\text{Ad}_k \Omega}$. Hence the metric of Eq.(48) is K -invariant. The K -invariance of the metric implies that the Riemannian structure is well-defined on the manifold \mathcal{Q} . The Lagrangian is also well-defined on the ellipsoidal space because the potential energy function is assumed invariant under permutations of its arguments, $V(A) = V(kAk^t)$ for $k \in K$.

The model degrees of freedom corresponding to rotations and vibrations are coupled to each other in a simple way. As the body axis lengths vary, the moments of inertia change accordingly and, thereby, the rotation of the body is modified. But, at each instant in time, the moment of inertia is the rigid body value. For fluids, say a water droplet, the description must be enhanced so that the moment of inertia can assume the irrotational flow value. Physically this requires the inclusion of additional degrees of freedom corresponding to the internal vortex motion of the fluid. The Riemann ellipsoid model achieves that goal.

3. RIEMANN ELLIPSOIDS

The nine-dimensional configuration space of the Riemann ellipsoid model is the connected component of the general linear group, $\mathcal{P} = GL_+(3, \mathbb{R})$.

The space \mathcal{P} will be shown to be a principal bundle over the base manifold \mathcal{Q} with structure group G . Locally the bundle \mathcal{P} is the Cartesian product of \mathcal{Q} and G , and points ξ in \mathcal{P} are defined by unique pairs $\xi = (q; S)$ for $q \in \mathcal{Q}$, $S \in G$. As with the rigid rotor problem, the use of moving frames simplifies the geometrical analysis by allowing for tangent space bases that include the angular momentum and Kelvin circulation vectors. \mathcal{P} is also a Riemannian manifold whose metric is inherited from the kinetic energy on Euclidean space. The conservation laws for the angular momentum and Kelvin circulation are consequences of the metric's invariance with respect to left multiplication by the rotation group $SO(3)$ and right multiplication by the structure group G , respectively. The dynamical equations for Riemann ellipsoids are derived from a Lagrangian that respects the metric's invariance properties.

3.1. Bundle Structure

The mapping $\pi : \mathcal{P} \rightarrow \mathcal{Q}$, $\pi(\xi) = \xi \xi^t$, is onto the space of all ellipsoidal shapes because ϕ from $SO(3) \times \mathcal{A}$ is onto \mathcal{Q} and $q = \phi(R, A) = R^t A^2 R = \pi(\xi)$ for $\xi = R^t A \in \mathcal{P}$.

π is not one-to-one since \mathcal{P} is nine dimensional and the ellipsoidal space \mathcal{Q} is six dimensional. If both ξ_1 and ξ_2 define the same ellipsoid, then $\pi(\xi_1) = \pi(\xi_2)$ and $(\xi_2^{-1} \xi_1)(\xi_2^{-1} \xi_1)^t = I$, or $\xi_2^{-1} \xi_1$ is an orthogonal matrix. Thus ξ_1 and ξ_2 define the same ellipsoid if and only if ξ_1 and ξ_2 are in the same left coset of $G = SO(3)$, i.e., $\xi_1 \in \xi_2 G$. There is a one-to-one and onto identification of the space of ellipsoidal surfaces with the left coset space

$$\mathcal{Q} \cong \mathcal{P}/G = GL_+(3, \mathbb{R})/SO(3). \quad (52)$$

By choosing a smooth set of left coset representatives, the space \mathcal{P} may be identified locally with the Cartesian product of \mathcal{Q} and G . Such a set is provided by a smooth mapping τ from an open neighborhood $\mathcal{U}_\tau \subset \mathcal{Q}$ into \mathcal{P} such that $\tau(q_1)G = \tau(q_2)G$ if and only if $q_1 = q_2$, for $q_1, q_2 \in \mathcal{U}_\tau$. Given a smooth coset representative mapping, a diffeomorphism between $\mathcal{U}_\tau \times G$ and an open neighborhood \mathcal{V}_τ of \mathcal{P} is defined by

$$\begin{aligned} \mathcal{U}_\tau \times G &\subset \mathcal{Q} \times G \longrightarrow \mathcal{V}_\tau \subset \mathcal{P} \\ (q; S) &\longmapsto \xi = \tau(q)S \end{aligned} \quad (53)$$

for $q \in \mathcal{U}_\tau$ and $S \in G$. The identification is not canonical since it depends on the arbitrary choice of the coset representative map τ . The smooth choice of coset representatives $\tau(q) = R^t A$ for $q = R^t A^2 R$ is a well-defined one-to-one mapping only locally because the diagonalization of q is not unique. There is no *smooth* mapping τ defined globally on \mathcal{Q} . The space \mathcal{P} is only locally diffeomorphic to the Cartesian product of \mathcal{Q} and

G . Throughout this paper, whenever a chart for \mathcal{P} is needed, a smooth choice of coset representatives of the form $\tau(q) = R^t A$ is taken in some open neighborhood \mathcal{U}_τ of \mathcal{Q} , and the points of the bundle are given in an open neighborhood \mathcal{V}_τ of \mathcal{P} by $\xi = R^t A S$. This choice has the advantage of distinguishing among rotational, vibrational, and vortex motions.

Consider the right multiplication of G on \mathcal{P} : $R_g(\xi) = \xi g^{-1}$ for $\xi \in \mathcal{P}$ and $g \in G$. G must be distinguished from the rotation group that acts by left multiplication on \mathcal{P} . The point $q \in \mathcal{Q}$ corresponding to both ξ and $R_g(\xi)$ is the same. Thus the transformation R_g does not change the ellipsoidal boundary of the fluid, but it does change its internal motion. In terms of the local chart of Eq.(53) for \mathcal{P} , the right multiplication is $R_g(q; S) = (q; Sg^{-1})$.

The space \mathcal{P} is a principal fiber bundle over the base manifold \mathcal{Q} with structure group G , since the manifold $\mathcal{P} = \mathcal{P}(\mathcal{Q}, G, \pi)$ satisfies the following defining properties of a principal G -bundle [7]:

- The space \mathcal{P} is locally diffeomorphic to the Cartesian product of the base manifold and the structure group. Given a coset representative map, a bundle point in the corresponding local chart is $\xi = (q; S)$, where $q \in \mathcal{Q}$ and $S \in G$. Such charts are called *local trivializations*.
- The projection $\pi : \mathcal{P} \rightarrow \mathcal{Q}$ is defined from the bundle onto the base manifold: $\pi(\xi) = \xi \xi^t = q \in \mathcal{Q}$ for $\xi = (q; S) \in \mathcal{P}$. The inverse image of a fixed point $q \in \mathcal{Q}$ in the base manifold is diffeomorphic to the structure group, $\pi^{-1}(q) \cong G$, which is called the *fiber* over q .
- A right multiplication $R_g : \mathcal{P} \rightarrow \mathcal{P}$ is given by $R_g(\xi) = \xi g^{-1}$ and it satisfies $\pi \circ R_g = \pi$. In terms of the local chart, $R_g(q; S) = (q; Sg^{-1})$ for $\xi = (q; S) \in \mathcal{P}$.

3.2. Tangent Vector

Consider a curve $t \mapsto \xi(t)$ in the bundle \mathcal{P} . Such a curve may be identified with the collective motion of a many-body system for which the trajectory of each particle is constrained by $\mathbf{X}_\alpha(t) = \xi(t)\mathbf{y}_\alpha$, where \mathbf{y}_α is independent of time. The reference distribution \mathbf{y}_α is chosen so that its quadrupole-monopole tensor is the identity matrix, $q(y) = I$. With this choice the instantaneous dimensionless quadrupole-monopole tensor simplifies to $q(X) = \xi \xi^t$. Hence the base manifold point $\pi(\xi)$ is interpreted physically as the quadrupole-monopole tensor of the constrained many-body system.

The velocity vector for each particle is $\mathbf{U}_\alpha = \dot{\xi} \mathbf{y}_\alpha = \dot{\xi} \xi^{-1} \mathbf{X}_\alpha$. Note that the velocity of each particle is a linear function of its position vector. The velocity vector may be expressed as the value of a right invariant vector

field on the group \mathcal{P} at the point ξ ,

$$\begin{aligned}
V(t) &= \sum_{ij} \dot{\xi}_{ij} \frac{\partial}{\partial \xi_{ij}} \\
&= \sum_{ij} (\dot{\xi} \xi^{-1} \cdot \xi)_{ij} \frac{\partial}{\partial \xi_{ij}} \\
&= -(\mathcal{R}_u)_\xi, \text{ for } u = \dot{\xi} \xi^{-1}.
\end{aligned} \tag{54}$$

The vector field \mathcal{R}_u is right invariant with respect to the entire group \mathcal{P} , in contrast to the invariant vector fields introduced in §2 for the rotation group. Although nominally derived for the rotation group, the results of §2 hold for any Lie group. This includes the concepts of left and right invariant vector fields and their transformation properties under left and right translation. The velocity u is an element of the Lie algebra $M_3(\mathbb{R})$ of $GL_+(3, \mathbb{R})$, i.e., a real 3×3 matrix.

A curve $t \mapsto (R(t), A(t), S(t))$ in the direct product manifold $SO(3) \times \mathcal{A} \times G$ defines a curve $t \mapsto \xi(t) = R(t)^t A(t) S(t)$ in \mathcal{P} . The curve $t \mapsto S(t)$ in the structure group G defines the vorticity $\Lambda = \dot{S} S^{-1}$. Λ is an element of the Lie algebra \mathfrak{g} of the group G and must be an antisymmetric matrix. The curve $t \mapsto q(t) = \pi(\xi(t)) = R(t)^t A(t)^2 R(t)$ is in the base manifold \mathcal{Q} and describes the rotation and vibration of an ellipsoid.

However, any segment of a smooth curve $t \mapsto \xi(t)$ in the bundle \mathcal{P} cannot be lifted uniquely to a smooth curve in the direct product manifold. Recall that the ordering of the elements of A is not unique. As discussed in §2, the ambiguity in the lifting is described by the subgroup K of the rotation group: for every $k \in K$, $\xi = R^t A S$ is invariant with respect to the transformation $(R, A, S) \mapsto (kR, kA k^t, kS)$ in the direct product space.

The velocity $V(t)$ may be simplified to the sum of terms corresponding to rotational, vibrational, and vortex motions:

$$u = \dot{\xi} \xi^{-1} = R^t \left(-\Omega + A^{-1} \dot{A} + A \Lambda A^{-1} \right) R. \tag{55}$$

Each of these three vector fields on the bundle \mathcal{P} may be expressed in the $SO(3) \times \mathcal{A} \times G$ chart $(\xi = R^t A S)$ as

$$(\mathcal{R}_{R^t \Omega R})_\xi = -(\mathcal{R}_\Omega)_R = (\Omega R)_{ij} \left(\frac{\partial}{\partial R_{ij}} \right)_R \tag{56a}$$

$$(\mathcal{R}_{R^t A^{-1} \dot{A} R})_\xi = -\dot{a}_i \left(\frac{\partial}{\partial a_i} \right)_A \tag{56b}$$

$$(\mathcal{R}_{R^t A \Lambda A^{-1} R})_\xi = (\mathcal{R}_\Lambda)_S = (\Lambda S)_{ij} \left(\frac{\partial}{\partial S_{ij}} \right)_S, \tag{56c}$$

and the velocity simplifies to

$$V(t) = -(\mathcal{R}_\Omega)_R + \dot{a}_i \left(\frac{\partial}{\partial a_i} \right)_A - (\mathcal{R}_\Lambda)_S. \quad (57)$$

Note that $(\mathcal{R}_\Omega)_R$ is a right invariant vector field on $SO(3)$ and $(\mathcal{R}_\Lambda)_S$ is a right invariant vector field on G . This common notation for all right invariant vector fields should not be confusing since Ω is reserved for the Lie algebra $\mathfrak{so}(3)$ of $SO(3)$ while Λ is reserved for the Lie algebra \mathfrak{g} of the vortex group G . A subscript ξ indicates an invariant vector field on \mathcal{P} evaluated at ξ . The subscript R (respectively, S) indicates an invariant vector field on $SO(3)$ evaluated at R (respectively, on G evaluated at S).

To prove Eq.(57), consider each of the three terms of u in Eq.(55) separately. For the rotational contribution to $V(t)$, Eq.(56a),

$$\begin{aligned} (\mathcal{R}_{R^t \Omega R})_\xi &= ((R^t \Omega R)\xi)_{ij} \frac{\partial}{\partial \xi_{ij}} \\ &= (R^t \Omega A S)_{ij} \frac{\partial}{\partial \xi_{ij}} \\ &= (R^t \Omega)_{ik} (A S)_{kj} \frac{\partial}{\partial \xi_{ij}} \\ &= (\Omega R)_{ki} \frac{\partial}{\partial R_{ki}} \\ &= -(\mathcal{R}_\Omega)_R, \end{aligned} \quad (58)$$

because, according to the chain rule,

$$\begin{aligned} \frac{\partial}{\partial R_{ij}} &= \frac{\partial \xi_{kl}}{\partial R_{ij}} \frac{\partial}{\partial \xi_{kl}} \\ &= \delta_{mi} \delta_{kj} (A S)_{ml} \frac{\partial}{\partial \xi_{kl}} \\ &= (A S)_{il} \frac{\partial}{\partial \xi_{jl}}. \end{aligned} \quad (59)$$

Similar arguments apply to the vibrational and vortex terms, Eqs.(56b,56c).

3.3. Riemannian Structure

The kinetic energy of the linear velocity field is

$$\begin{aligned} T &= \sum_{\alpha} \frac{m_{\alpha}}{2} \mathbf{U}_{\alpha} \cdot \mathbf{U}_{\alpha} \\ &= (M R_0^2 / 10) \text{tr}(\dot{\xi} \dot{\xi}^t). \end{aligned} \quad (60)$$

For X, Y in $M_3(\mathbb{R})$, define the metric at the point $\xi \in \mathcal{P}$ by

$$\mathbf{g}_\xi((\mathcal{R}_X)_\xi, (\mathcal{R}_Y)_\xi) = \text{tr}(X(\xi\xi^t)Y^t). \quad (61)$$

This is a positive-definite bilinear form defined on each tangent space of \mathcal{P} ; hence, \mathcal{P} is a Riemannian manifold. The kinetic energy is given in terms of the metric by

$$T = (MR_0^2/10) \mathbf{g}_\xi(V(t), V(t)). \quad (62)$$

Expanding the velocity into the three types of motion, Eq.(57), simplifies the kinetic energy to

$$T = (MR_0^2/10) \left(-\text{tr}(A^2\Omega^2) + \text{tr}(\dot{A}^2) - \text{tr}(A^2\Lambda^2) + 2\text{tr}(\Omega A \Lambda A) \right). \quad (63)$$

Note that the last term is a Coriolis coupling between the rotational and vortex degrees of freedom.

3.4. Lagrangian

Riemann ellipsoid dynamics may be derived using the Lagrange formalism. The potential energy V is assumed to be a rotational scalar function on the base manifold, i.e., a smooth function $V(A)$ of the axis lengths that is invariant under K , $V(kAk^t) = V(A)$ for all $k \in K$. The rotation, vibration, and vortex motions of a Riemann ellipsoid correspond to the path in \mathcal{P} that minimizes the action with respect to all smooth curves connecting two fixed points.

The Lagrangian is invariant with respect to left multiplication by the rotation group $SO(3)$ and with respect to right multiplication by the structure group G . The potential energy is obviously invariant with respect to both of these multiplications. The kinetic energy is invariant because the metric is invariant: if $r \in SO(3)$, then left multiplication of the metric yields

$$\begin{aligned} \mathbf{g}_{r\xi}((L_r)_*\mathcal{R}_X, (L_r)_*\mathcal{R}_Y) &= \mathbf{g}_{r\xi}(\mathcal{R}_{\text{Ad}_r X}, \mathcal{R}_{\text{Ad}_r Y}) \\ &= \text{tr}((rXr^{-1})r\xi(r\xi)^t(rYr^{-1})^t) \\ &= \mathbf{g}_\xi(\mathcal{R}_X, \mathcal{R}_Y). \end{aligned} \quad (64)$$

If $g \in G$, then right multiplication of the metric gives

$$\begin{aligned} \mathbf{g}_{\xi g^{-1}}((R_g)_*\mathcal{R}_X, (R_g)_*\mathcal{R}_Y) &= \mathbf{g}_{\xi g^{-1}}(\mathcal{R}_X, \mathcal{R}_Y) \\ &= \text{tr}(X(\xi g^{-1})(\xi g^{-1})^t Y^t) \\ &= \mathbf{g}_\xi(\mathcal{R}_X, \mathcal{R}_Y). \end{aligned} \quad (65)$$

By Noether's theorem, the invariances imply conservation laws. Left invariance implies conservation of the angular momentum vector \mathbf{L} , while right invariance requires conservation of the Kelvin circulation vector \mathbf{C} . The Lagrangian is also invariant under time translation which implies conservation of energy $E = T + V$.

As with the rigid body problem, it is preferable for computational purposes to enlarge the configuration space \mathcal{P} to the 27-dimensional Euclidean space whose coordinates are the 18 matrix entries of R and S , the six angular and vortex velocity components of Ω and Λ , and the three entries of the diagonal matrix A [18]. This extension avoids the introduction of Euler angles for $SO(3)$ and G . Moreover, two conservation laws follow because the Lagrangian does not depend explicitly on the angular and vortex velocities. Since the allowed paths in the enlarged space must correspond to paths in the original configuration space \mathcal{P} , they must satisfy eighteen constraint equations. In addition to the $SO(3)$ constraints of Eq.(33), there are also constraints for the structure group:

$$\begin{aligned} 0 &= S^t S - I \\ 0 &= \dot{S} S^t - \Lambda. \end{aligned} \quad (66)$$

Eighteen Lagrange multipliers must be introduced in the form of real 3×3 symmetric matrices σ and τ , and antisymmetric matrices μ and ν . The Lagrangian $L = L[R, \dot{R}, \Omega, \dot{\Omega}, A, \dot{A}, S, \dot{S}, \Lambda, \dot{\Lambda}]$ on the twenty-seven dimensional configuration space is given by

$$\begin{aligned} L &= T(\Omega, A, \dot{A}, \Lambda) - V(A) \\ &+ \frac{1}{2} \text{tr}[\sigma \cdot (R^t R - I)] + \frac{1}{2} \text{tr}[\tau \cdot (S^t S - I)] \\ &+ \frac{1}{2} \text{tr}[\mu \cdot [\dot{R} R^t - \Omega]] + \frac{1}{2} \text{tr}[\nu \cdot [\dot{S} S^t - \Lambda]]. \end{aligned} \quad (67)$$

Except for the potential energy, the Lagrangian is just a quadratic function of the 27 coordinates and their derivatives.

The conservation laws are derived by noting that L is independent of $\dot{\Omega}$ and $\dot{\Lambda}$, and, therefore, the Euler-Lagrange equations for the angular and vortex velocities simplify to

$$\mu_{ij} = -\varepsilon_{ijk} \frac{\partial T}{\partial \omega_k} \quad \text{and} \quad \nu_{ij} = -\varepsilon_{ijk} \frac{\partial T}{\partial \lambda_k}. \quad (68)$$

The derivatives of the kinetic energy with respect to the angular velocity and vortex velocity are the vectors of angular momentum and circulation, respectively:

$$L_k = \frac{\partial T}{\partial \omega_k} = (MR_0^2/5) [(a_i^2 + a_j^2)\omega_k - 2a_i a_j \lambda_k] \quad (69a)$$

$$C_k = -\frac{\partial T}{\partial \lambda_k} = (MR_0^2/5) [2a_i a_j \omega_k - (a_i^2 + a_j^2) \lambda_k], \quad (69b)$$

where i, j, k are cyclic. Note that the angular momentum depends on both the angular and vortex velocities. Because the two vectors are represented naturally by antisymmetric matrices, $\tilde{L} = \sum L_k \mathbf{e}_k$ and $\tilde{C} = \sum C_k \mathbf{e}_k$, Lagrange's equations reduce to

$$\mu = -\tilde{L} \quad \text{and} \quad \nu = \tilde{C}. \quad (70)$$

Lagrange's equations for the R_{ij} and S_{ij} are derived using arguments similar to Eqs.(38 - 40) and give the matrix equations

$$\dot{\mu} = [\Omega, \mu] \quad \text{and} \quad \dot{\nu} = [\Lambda, \nu]. \quad (71)$$

Hence, the dynamical equations for the rotational and vortex motion of a Riemann ellipsoid body are a Lax system

$$\frac{d}{dt} \tilde{L} = [\Omega, \tilde{L}] \quad \text{and} \quad \frac{d}{dt} \tilde{C} = [\Lambda, \tilde{C}]. \quad (72)$$

Expressed in vector form, the precessions of the angular momentum vector and the Kelvin circulation vector are

$$\frac{d\mathbf{L}}{dt} = -\boldsymbol{\omega} \times \mathbf{L} \quad \text{and} \quad \frac{d\mathbf{C}}{dt} = -\boldsymbol{\lambda} \times \mathbf{C}. \quad (73)$$

The two vector conservation laws are

$$\frac{d}{dt} (R^t \mathbf{L}) = 0 \quad \text{and} \quad \frac{d}{dt} (S^t \mathbf{C}) = 0. \quad (74)$$

For the axis lengths vibrations, Lagrange's equations in the variables a_k yield the same formal equation (50), but the Riemann kinetic energy is substituted for the rigid rotor expression. The entire dynamical system for Riemann ellipsoids may be expressed as a finite-dimensional Lax system [19].

4. CONNECTIONS ON THE RIEMANN ELLIPSOID BUNDLE

For many interacting systems, there are constraint forces in addition to those described by the potential energy $V(A)$. The simplest case is the rigid body for which the vortex velocity vanishes $\boldsymbol{\lambda} = 0$. This holonomic constraint simplifies the dynamical system to the rigid body theory of §2.

But constraints are not typically holonomic. For example, an irrotational fluid (like a water droplet) has zero circulation, $\mathbf{C} = 0$. Another example is the falling cat [20], for which the angular momentum vanishes, $\mathbf{L} = 0$. In these cases the vortex velocity is proportional to the angular velocity [3]

$$\text{irrotational flow: } \lambda_k = \frac{2a_i a_j}{a_i^2 + a_j^2} \omega_k, \quad (75a)$$

$$\text{falling cat: } \lambda_k = \frac{a_i^2 + a_j^2}{2a_i a_j} \omega_k, \quad (75b)$$

where i, j, k are cyclic. For a holonomic constraint the structure group dynamical equation, $\dot{S} = \Lambda S$, may be solved explicitly for $S(t)$. For example, if $\Lambda = \sum \lambda_k \mathbf{e}_k$ is constant, then $S(t) = \exp(t\Lambda)S(0)$, where $S(0)$ denotes the value of the structure group element at $t = 0$. Unless the axis lengths and angular velocity vector are constant in time, the irrotational flow and falling cat problems are not generally integrable systems. The typical nonholonomic constraint for a Riemann ellipsoid is a proportionality between the vortex and angular velocity components, $\lambda_k = f_k(A)\omega_k$ with a factor $f_k(A)$ that depends on the axis lengths.

Suppose a nonholonomic constraint determines the vortex velocity in terms of the axis lengths and the angular velocity vector. A curve $\gamma : t \mapsto q(t)$ in the base manifold \mathcal{Q} defines curves $\tilde{\gamma} : t \mapsto \xi(t) = (q(t); S(t))$ in the bundle \mathcal{P} known as *horizontal lifts*. To obtain the horizontal lift, take the unique tangent vector field, Eq.(47), of the curve γ in the base manifold, and express the vortex velocity $\Lambda(t)$ in terms of the angular velocity $\Omega(t)$ and vibrational velocity $\dot{A}(t)$ by applying the nonholonomic constraint. Eq.(57) defines a vector field on the bundle that integrates to the horizontal lift $\tilde{\gamma}$ through the initial point $S(0) \in G$. The bundle vector field is only defined on the subbundle $\pi^{-1}(q(t))$ lying above the base manifold curve. Note that the horizontal lift depends on the association of a unique vector field on the bundle to a vector field on the base manifold. As it will be seen later, this association is the differential structure, or connection, on a bundle.

The concept of a horizontal lift is physically natural. It says that a many-body system responds to rotations and vibrations (described by a curve γ in the base manifold) by internal vortex motions (described by a curve $\tilde{\gamma}$ in the bundle). This response is determined typically by a nonholonomic constraint that depends ultimately on the nature of the forces between the particles. The mathematical description of the response is a horizontal lift $\tilde{\gamma}$ in the bundle, see Figure 3.

The horizontal lift is determined by a connection in the principal bundle. Since the theory of connections is the foundation of differential geometry, a brief review will be given here. The theory of Riemann ellipsoids is regarded

as a paradigm for the general gauge theory of two interacting sets of physical degrees of freedom, e.g., quadrupole and pairing [21], symplectic[22] and interacting boson[23], etc. Although the theory of bundle connections is well known in particle physics, it is less familiar in many-body science.

Suppose $\mathcal{P} = \mathcal{P}(\mathcal{Q}, G, \pi)$ is a principal bundle over the base manifold \mathcal{Q} with structure group G and right multiplication $R_g(\xi) = \xi \cdot g$ for all $\xi \in \mathcal{P}$ and $g \in G$. R_g is assumed to be a group homomorphism, $R_{g_1} R_{g_2} = R_{g_1 g_2}$, or $(\xi \cdot g_1) \cdot g_2 = \xi \cdot (g_1 g_2)$. The Riemann ellipsoid bundle $\mathcal{P} = GL_+(3, \mathbb{R})$ is an example, but the theory of connections will be cast in its general setting. In a local trivialization, a bundle point is $\xi = (q; S)$, where $q \in \mathcal{Q}$ and $S \in G$, the projection map is $\pi(q; S) = q$, and the right multiplication is $R_g(q; S) = (q; Sg^{-1})$.

For each point ξ in the bundle, denote the tangent space to \mathcal{P} by $T_\xi \mathcal{P}$. The *vertical* space V_ξ is a subspace of $T_\xi \mathcal{P}$ consisting of the tangents to curves $t \mapsto (q; S(t))$ in the fiber ($q \in \mathcal{Q}$ is fixed). It may be defined without reference to a local trivialization by

$$V_\xi = \{X \in T_\xi \mathcal{P} \mid \pi_* X = 0\}. \quad (76)$$

Among the vertical vectors, the left invariant vector fields on the structure group are singled out for special consideration. Suppose that the structure group is a Lie subgroup of a real matrix group $GL(d, \mathbb{R})$, and the Lie algebra \mathfrak{g} of the group G may be identified with an algebra of matrices. If $\Lambda \in \mathfrak{g}$ is a Lie algebra element, then the fundamental vector field, denoted by Λ^* , is the left invariant vector field \mathcal{L}_Λ on the fiber G . If $\{\mathfrak{f}_a, a = 1, \dots, p\}$ is a basis for the p -dimensional Lie algebra, then $\{(\mathfrak{f}_a^*)_S, a = 1, \dots, p\}$ is a basis for the tangent space to the structure group at the point $S \in G$. The fundamental vector fields define a Lie algebra homomorphism, $[\Lambda_1, \Lambda_2]^* = [\Lambda_1^*, \Lambda_2^*]$, for $\Lambda_1, \Lambda_2 \in \mathfrak{g}$. The right multiplication in the bundle satisfies $\pi \circ R_g = \pi$ and, hence, $\pi_* \circ (R_g)_* = \pi_*$. Thus $(R_g)_*$ is a linear transformation from the vertical space V_ξ onto the vertical space $V_{\xi \cdot g}$, and, according to Eq.(26a), it is given by $(R_g)_*(\Lambda^*)_S = (Ad_g \Lambda)^*_{Sg^{-1}}$.

A *connection* is a smooth assignment Γ of a subspace H_ξ of the tangent space $T_\xi \mathcal{P}$ to each point $\xi \in \mathcal{P}$. H_ξ is called the *horizontal subspace*. A vector $X \in T_\xi \mathcal{P}$ is called *vertical*, respectively *horizontal*, if it lies in V_ξ , respectively in H_ξ . To be a connection, the assignment must satisfy two properties:

$$(1) T_\xi \mathcal{P} = H_\xi \oplus V_\xi \text{ (direct sum)} \quad (77a)$$

$$(2) H_{\xi \cdot g} = (R_g)_* H_\xi. \quad (77b)$$

The first condition means that every tangent vector $X \in T_\xi \mathcal{P}$ can be uniquely written as

$$X = Y + Z, \quad \text{where } Y \in H_\xi \quad \text{and } Z \in V_\xi, \quad (78)$$

and Y , respectively Z , are called the *vertical*, respectively *horizontal*, *components* of X . The horizontal projection $Y \in H_\xi$ of $X \in T_\xi \mathcal{P}$ is denoted by $Y = hX$.

Since the kernel of π_* at $\xi \in \mathcal{P}$ is the vertical subspace V_ξ , the image of π_* is $T_q \mathcal{Q}$, and the tangent space is a direct sum of the vertical and horizontal subspaces, the linear transformation π_* is an isomorphism from the horizontal subspace onto the tangent space of the base manifold $\pi_* : H_\xi \longrightarrow T_q \mathcal{Q}$, where $q = \pi(\xi)$. If $T \in T_q \mathcal{Q}$ is a tangent vector to the base manifold, then its *horizontal lift* is the unique horizontal vector $\tilde{T} \in H_\xi$ such that $\pi_* \tilde{T} = T$. Given a basis of smooth vector fields to the n -dimensional base manifold at $q \in \mathcal{Q}$, $\{(\mathbf{e}_i)_q, i = 1, \dots, n\}$, their unique horizontal lifts are denoted by $\{(\mathbf{E}_i)_\xi, i = 1, \dots, n\}$, where $\pi(\xi) = q$. The set $\{(\mathbf{E}_i)_\xi\}$ is a basis for the horizontal subspace H_ξ and

$$(\mathbf{E}_i)_\xi = (\mathbf{e}_i)_q - \sum_a \Gamma_i^a(\xi) (\mathbf{f}_a^*)_S, \quad (79)$$

where, in a local trivialization, $\xi = (q; S)$. The coefficients Γ_i^a must be smooth real-valued functions on the bundle \mathcal{P} .

The second defining property of a connection, Eq.(77b), asserts that $(\mathbf{E}_i)_{\xi \cdot g} = (R_g)_* (\mathbf{E}_i)_\xi$. In particular, when $\xi = (q; e)$, where e is the group identity and $g = S^{-1} \in G$, the right translation of a horizontal basis vector at the structure group identity, $(\mathbf{E}_i)_{(q; S)} = (R_{S^{-1}})_* (\mathbf{E}_i)_{(q; e)}$, is

$$\begin{aligned} (\mathbf{E}_i)_{(q; S)} &= (\mathbf{e}_i)_q - \sum_a \Gamma_i^a(q; e) (Ad_{S^{-1}} \mathbf{f}_a)^*_S \\ &= (\mathbf{e}_i)_q + \sum_a \Gamma_i^a(q) (\mathcal{R}_{\mathbf{f}_a})_S, \end{aligned} \quad (80)$$

where Eqs.(19, 26a) are used. Hence, the right invariance of the horizontal spaces implies that the functions Γ are determined by their values at $\xi = (q; e)$. The functions $\Gamma_i^a(q) \equiv \Gamma_i^a(q; e)$ are called *Christoffel symbols*.

Suppose $q(t)$ is a smooth curve in the base manifold \mathcal{Q} and its tangent is given by $T(t) = \sum T^i(t) (\mathbf{e}_i)_{q(t)}$. The tangent to the horizontally lifted curve $t \mapsto (q(t); S(t))$ is $\tilde{T} = \sum T^i(t) (\mathbf{E}_i)_{(q(t); S(t))}$, and it may be decomposed into horizontal and vertical components

$$\tilde{T} = T + \sum \dot{S}_{jk} \frac{\partial}{\partial S_{jk}}, \quad (81)$$

where S_{jk} are the matrix entries in $GL(d, \mathbb{R})$. The components \dot{S}_{jk} are given by

$$\begin{aligned}\dot{S}_{jk} &= \tilde{T}(S_{jk}) \\ &= \sum_i T^i(t) \sum_a \Gamma_i^a(q(t)) (\mathcal{R}_{\mathbf{f}_a})_{S(t)}(S_{jk}) \\ &= - \sum_i T^i(t) \sum_a \Gamma_i^a(q(t)) (\mathbf{f}_a S)_{jk},\end{aligned}\tag{82}$$

where Eq.(16b) is applied. In matrix form the differential equation for the horizontally lifted curve is

$$\dot{S} = - \left(\sum_i T^i(t) \sum_a \Gamma_i^a(q(t)) \mathbf{f}_a \right) S.\tag{83}$$

If the term in parentheses is independent of time, then the differential equation integrates to an exponential.

This finishes the required mathematical preliminaries. The theory will be applied now to the Riemann ellipsoid model. Let \mathbf{e}_i denote, as before, the natural basis for the algebra of 3×3 antisymmetric matrices, $(\mathbf{e}_i)_{jk} = \varepsilon_{ijk}$. A basis $\{(\mathbf{e}_i)_q, i = 1, \dots, 6\}$ for the tangent space at $q \in Q$ consists of the three right invariant vector fields $(\mathbf{e}_i)_q = (\mathcal{R}_{\mathbf{e}_i})_R$ on the rotation group $SO(3)$ and the three vibrational vector fields $(\mathbf{e}_{i+3})_q = (\partial/\partial a_i)_A$ on \mathcal{A} for $i = 1, 2, 3$. A tangent vector to a curve in the base manifold is given by Eq.(47) or

$$T = \sum_{i=1}^3 (-\omega_i (\mathbf{e}_i)_q + \dot{a}_i (\mathbf{e}_{i+3})_q).\tag{84}$$

A basis for the Lie algebra \mathfrak{g} of the structure group is the set $\{\mathbf{f}_i = \mathbf{e}_i, i = 1, 2, 3\}$. The horizontal lift of the curve is given by Eq.(57) or

$$\begin{aligned}\tilde{T} &= \sum_{i=1}^3 \left(-\omega_i (\mathbf{e}_i)_q + \dot{a}_i (\mathbf{e}_{i+3})_q - \lambda_i (\mathcal{R}_{\mathbf{f}_i})_S \right) \\ &= - \sum_{i=1}^3 \omega_i \left((\mathbf{e}_i)_q + \frac{\lambda_i}{\omega_i} (\mathcal{R}_{\mathbf{f}_i})_S \right) + \sum_{i=1}^3 \dot{a}_i (\mathbf{e}_{i+3})_q.\end{aligned}\tag{85}$$

Therefore the tangent vectors

$$\mathbf{E}_i = (\mathcal{R}_{\mathbf{e}_i})_R + \left(\frac{\lambda_i}{\omega_i} \right) (\mathcal{R}_{\mathbf{f}_i})_S\tag{86a}$$

$$\mathbf{E}_{i+3} = \frac{\partial}{\partial a_i},\tag{86b}$$

for $i = 1, 2, 3$, are a basis for the horizontal subspace. They show that the Christoffel symbols for Riemann ellipsoids vanish for the vibrational vectors and simplify to a diagonal form for the rotational vectors

$$\Gamma_i^a(q) = \delta_i^a \left(\frac{\lambda_i}{\omega_i} \right). \quad (87)$$

In particular, the special rotational modes correspond to the following Christoffel symbols:

$$\Gamma_k^i = \begin{cases} 0 & \text{rigid} \\ 2a_i a_j / (a_i^2 + a_j^2) & \text{irrotational} \\ (a_i^2 + a_j^2) / (2a_i a_j) & \text{falling cat,} \end{cases} \quad (88)$$

where i, j, k are cyclic. Note that the irrotational Christoffel symbols are at most one and the falling cat's are at least one.

4.1. Riemannian Connection

The irrotational flow and falling cat connections arise naturally from the Riemannian structure and the group structure, respectively. The horizontal subspace H_ξ for irrotational flow is defined as the orthogonal complement to the vertical subspace V_ξ . Denote the vector space of all 3×3 symmetric matrices by \mathfrak{m} . The orthogonal complement V_ξ^\perp is given explicitly by

$$H_\xi = \{(\mathcal{R}_Y)_\xi \in T_\xi \mathcal{P} \mid Y \in \mathfrak{m}\}. \quad (89)$$

To prove this, suppose $(\mathcal{R}_\Lambda)_S, \Lambda \in \mathfrak{g}$, is a vertical vector and $(\mathcal{R}_Y)_\xi, Y \in \mathfrak{m}$, is a horizontal vector. These two vectors are orthogonal since, by Eq.(56c),

$$\begin{aligned} \mathbf{g}_\xi((\mathcal{R}_\Lambda)_S, (\mathcal{R}_Y)_\xi) &= \mathbf{g}_\xi((\mathcal{R}_{R^t \Lambda \Lambda A^{-1} R})_\xi, (\mathcal{R}_Y)_\xi) \\ &= \text{tr}(R^t \Lambda \Lambda A^{-1} R (\xi \xi^t) Y^t) \\ &= \text{tr}(R^t \Lambda \Lambda A R Y) \\ &= -\text{tr}(Y^t R^t \Lambda \Lambda A R) \\ &= 0. \end{aligned} \quad (90)$$

In addition, observe that the sums of the dimensions of the vertical space and the horizontal space add to the dimension of the tangent space $T_\xi \mathcal{P}$. Therefore the tangent space is a direct sum of the horizontal and vertical subspaces. Moreover, if $(\mathcal{R}_Y)_\xi$ is a horizontal vector and $g \in G$, then right invariance implies

$$(R_g)_* (\mathcal{R}_Y)_\xi = (\mathcal{R}_Y)_{\xi g^{-1}}, \quad (91)$$

or $(R_g)_*H_\xi = H_{\xi g^{-1}}$. Since the assignment of the horizontal subspace H_ξ is also smooth, it defines a connection Γ on \mathcal{P} . The Christoffel symbols are found by determining explicitly the horizontal lifts of the vibrational and rotational vectors.

The vibrational vectors are horizontal since $Y = R^t A^{-1} \dot{A} R$ is a symmetric matrix, see Eq.(56b). Therefore the Christoffel symbols for the vibrational vectors are zero. But the rotational vectors are not horizontal because

$$\mathbf{g}_\xi((\mathcal{R}_{\mathbf{e}_i})_R, (\mathcal{R}_{\mathbf{e}_b})_S) = \text{tr}(A \mathbf{e}_i A \mathbf{e}_b) = -2\delta_{ib} a_j a_k \neq 0 \quad (92)$$

for i, j, k cyclic. Note that the inner product of two vertical vectors is also nonzero,

$$\mathbf{g}_\xi((\mathcal{R}_{\mathbf{e}_a})_S, (\mathcal{R}_{\mathbf{e}_b})_S) = -\text{tr}(A^2 \mathbf{e}_a \mathbf{e}_b) = \delta_{ab}(a_j^2 + a_k^2) \quad (93)$$

for a, j, k cyclic. In order for $(\mathbf{E}_i)_\xi$ to be the horizontal lift of $(\mathcal{R}_{\mathbf{e}_i})_R$, it is necessary and sufficient that, for $b = 1, 2, 3$,

$$\begin{aligned} 0 &= \mathbf{g}_\xi((\mathbf{E}_i)_\xi, (\mathcal{R}_{\mathbf{e}_b})_S) \\ &= \mathbf{g}_\xi((\mathcal{R}_{\mathbf{e}_i})_R + \Gamma_i^a(q)(\mathcal{R}_{\mathbf{e}_a})_S, (\mathcal{R}_{\mathbf{e}_b})_S) \\ &= -2\delta_{ib} a_j a_k + \Gamma_i^b(q)(a_j^2 + a_k^2). \end{aligned} \quad (94)$$

The off-diagonal Christoffels for the rotational vectors vanish, and the diagonal values are

$$\Gamma_i^i(q) = \frac{2a_j a_k}{(a_j^2 + a_k^2)} \quad (i, j, k \text{ cyclic}). \quad (95)$$

Thus, the Riemannian connection for which the horizontal space is perpendicular to the vertical space corresponds to irrotational flow.

4.2. Invariant Connection

The falling cat connection is the *invariant* connection on the Lie group \mathcal{P} . Since \mathfrak{g} is the algebra of antisymmetric matrices and \mathfrak{m} is the vector space of symmetric matrices, the Lie algebra of the group \mathcal{P} is a direct sum of vector spaces, $M_3(\mathbb{R}) = \mathfrak{g} \oplus \mathfrak{m}$. Moreover the vector space \mathfrak{m} is invariant with respect to the adjoint group transformation, $Ad_g(\mathfrak{m}) \subset \mathfrak{m}$ for all $g \in G$. These two properties of \mathfrak{m} are necessary and sufficient for

$$H_\xi = \{(\mathcal{L}_Y)_\xi = -(\mathcal{R}_{Ad_\xi Y})_\xi \in T_\xi \mathcal{P} \mid Y \in \mathfrak{m}\} \quad (96)$$

to be a horizontal subspace [7]. In order to see that, note that the vertical vectors can be expressed in left invariant form,

$$V_\xi = \{(\mathcal{R}_\Lambda)_S = -(\mathcal{L}_{S^t \Lambda S})_\xi \in T_\xi \mathcal{P} \mid \Lambda \in \mathfrak{g}\}. \quad (97)$$

The tangent space to the bundle at ξ is a direct sum of the horizontal and vertical subspaces, because every matrix is a linear combination of a symmetric matrix Y and an antisymmetric matrix $S^t \Lambda S$. The right invariance of the horizontal subspaces is a consequence of

$$(R_g)_*(\mathcal{R}_{Ad_\xi Y})_\xi = (\mathcal{R}_{Ad_\xi Y})_{\xi g^{-1}} = (\mathcal{R}_{Ad_{\xi g^{-1}} Ad_g Y})_{\xi g^{-1}} \in H_{\xi g^{-1}}, \quad (98)$$

since $Ad_g Y \in \mathfrak{m}$ for all $g \in G$ and $Y \in \mathfrak{m}$. The assignment of the subspaces is smooth, so H_ξ is indeed a horizontal subspace.

The relation

$$\dot{a}_i \left(\frac{\partial}{\partial a_i} \right)_A = -(\mathcal{R}_{R^t A^{-1} \dot{A} R})_\xi = (\mathcal{L}_{S^t A^{-1} \dot{A} S})_\xi \quad (99)$$

shows that the vibrational vectors are horizontal ($S^t A^{-1} \dot{A} S$ is symmetric), but the rotational vectors are not horizontal since

$$(\mathcal{R}_{\mathbf{e}_i})_R = -(\mathcal{R}_{R^t \mathbf{e}_i R})_\xi = (\mathcal{L}_{S^t A^{-1} \mathbf{e}_i A S})_\xi \quad (100)$$

and $S^t A^{-1} \mathbf{e}_i A S$ is not symmetric. If the matrix $S^t A^{-1} \mathbf{e}_i A S$ is expressed as a sum of symmetric X_s and antisymmetric X_a parts, i.e., $X_s = (S^t A^{-1} \mathbf{e}_i A S - S^t A \mathbf{e}_i A^{-1} S)/2$, $X_a = (S^t A^{-1} \mathbf{e}_i A S + S^t A \mathbf{e}_i A^{-1} S)/2$, the angular momentum may be written as a sum of horizontal and vertical vectors

$$(\mathcal{R}_{\mathbf{e}_i})_R = (\mathcal{L}_{X_s})_\xi + (\mathcal{L}_{X_a})_\xi \in H_\xi \oplus V_\xi. \quad (101)$$

The horizontal lifts of the angular momentum vectors are

$$\begin{aligned} (\mathbf{E}_i)_\xi &= (\mathcal{R}_{\mathbf{e}_i})_R + \Gamma_i^a(q)(\mathcal{R}_{\mathbf{e}_a})_S \\ &= (\mathcal{L}_{X_s})_\xi + ((\mathcal{L}_{X_a})_\xi - \Gamma_i^a(q)(\mathcal{L}_{S^t \mathbf{e}_a S})_\xi), \end{aligned} \quad (102)$$

where $(\mathcal{L}_{X_s})_\xi$ is the horizontal lift and the two vertical vectors in the parentheses must cancel. Therefore, the invariant connection is given by

$$\Gamma_i^a(q) \mathbf{e}_a = (A^{-1} \mathbf{e}_i A + A \mathbf{e}_i A^{-1})/2, \quad (103)$$

or the Christoffel symbols are diagonal and

$$\Gamma_i^i(q) = \frac{(a_j^2 + a_k^2)}{2a_j a_k}, \quad (104)$$

where i, j, k are cyclic.

4.3. Curvature

Given a bundle connection Γ , define a 1-form ω on \mathcal{P} with values in the Lie algebra \mathfrak{g} of the structure group G as follows: if $X \in T_\xi \mathcal{P}$ is a tangent

vector in the bundle and Z is its vertical component, then there is a unique element $\Lambda \in \mathfrak{g}$ such that the vertical component is the fundamental vector field $\Lambda^* = Z$. At $\xi \in \mathcal{P}$, define $\omega(X) = \Lambda$. The form ω is called the *connection form* of the connection Γ . The connection form satisfies three general properties:

- (1) $\omega(X) = 0$, if and only if X is horizontal;
- (2) $\omega(\Lambda^*) = \Lambda$ for every $\Lambda \in \mathfrak{g}$;
- (3) $\omega((R_g)_*X) = g\omega(X)g^{-1}$ for every $g \in G$ and every vector field X .

The first two conditions are an immediate consequence of the definition of the connection 1-form. The third property is proven by considering separately horizontal and vertical vectors. If X is horizontal, then $(R_g)_*X$ is also horizontal and both sides in property three are zero. If X is a vertical vector at $\xi \in \mathcal{P}$, then it equals some fundamental vector field, $X_\xi = (\Lambda^*)_\xi$ and the third property is a consequence of Eq.(26a). Conversely, if the second and third conditions are satisfied by some 1-form ω , then it defines a connection for which the horizontal subspaces are the vectors X satisfying $\omega(X) = 0$.

If ω is the connection 1-form, then its exterior derivative $d\omega$ is a 2-form, i.e., a bilinear, antisymmetric form defined on pairs of tangent vectors X, Y to the bundle by

$$d\omega(X, Y) = \frac{1}{2} \{X(\omega(Y)) - Y(\omega(X)) - \omega([X, Y])\}. \quad (105)$$

The *curvature form* Ω of ω is defined by $\Omega = (d\omega)h$,

$$\Omega(X, Y) = d\omega(hX, hY), \quad (106)$$

where hX and hY are the horizontal components of the vectors X and Y , respectively. If either X or Y is vertical, then $\Omega(X, Y) = 0$. If both X and Y are horizontal, then $2\Omega(X, Y) = -\omega([X, Y])$.

The curvature form of the Riemann ellipsoid bundle is, for $1 \leq i, j \leq 3$, as follows:

$$\Omega\left(\frac{\partial}{\partial a_i}, \frac{\partial}{\partial a_j}\right) = 0 \quad (107a)$$

$$\Omega\left(\frac{\partial}{\partial a_i}, \mathbf{E}_j\right) = \mathfrak{T}_{ij}(Ad_{S^{-1}}\mathbf{e}_j) \quad (107b)$$

$$\Omega(\mathbf{E}_i, \mathbf{E}_j) = \varepsilon_{ijk}\mathfrak{R}_k(Ad_{S^{-1}}\mathbf{e}_k), \quad (107c)$$

where the field tensors are given in terms of the connection by

$$\mathfrak{T}_{ij} = \frac{1}{2} \frac{\partial \Gamma_j^j}{\partial a_i} \quad (108a)$$

$$\mathfrak{R}_k = \frac{1}{2}(\Gamma_k^k - \Gamma_i^i \Gamma_j^j) \quad (i, j, k \text{ cyclic}). \quad (108b)$$

To derive the curvature expression, use the commutation relations among the horizontal vectors:

$$\left[\frac{\partial}{\partial a_i}, \frac{\partial}{\partial a_j} \right] = 0 \quad (109a)$$

$$\left[\frac{\partial}{\partial a_i}, \mathbf{E}_j \right] = -\frac{\partial \Gamma_j^j}{\partial a_i} (Ad_{S^{-1}} \mathbf{e}_j)^* \quad (109b)$$

$$[\mathbf{E}_i, \mathbf{E}_j] = -\varepsilon_{ijk} \left(\mathbf{E}_k + (\Gamma_k^k - \Gamma_i^i \Gamma_j^j) (Ad_{S^{-1}} \mathbf{e}_k)^* \right). \quad (109c)$$

In general, if θ is any \mathfrak{g} -valued p -form, then its *covariant derivative* $D\theta$ is a \mathfrak{g} -valued $(p+1)$ -form given by the composition of horizontal projection and exterior differentiation, $D\theta = (d\theta)h$. The covariant derivative $D\theta$ and the exterior derivative $d\theta$ are totally antisymmetric in their arguments that are $p+1$ tangent vectors to the bundle. The curvature form is the covariant derivative of the connection 1-form, $\Omega = D\omega$. The Bianchi identity states that the covariant derivative of the curvature form is zero, $D\Omega = 0$. For any three horizontal vectors X, Y, Z , the covariant derivative of the curvature form is given by

$$\begin{aligned} 3 D\Omega(X, Y, Z) &= X(\Omega(Y, Z)) + Y(\Omega(Z, X)) + Z(\Omega(X, Y)) \\ &\quad - \Omega([X, Y], Z) - \Omega([Y, Z], X) - \Omega([Z, X], Y). \end{aligned} \quad (110)$$

If all three horizontal vectors are vibrational, then it is clear that the covariant derivative is zero. Although not self-evident, the covariant derivative is also trivially zero if the three horizontal vectors are rotational. If two arguments are vibrational and one rotational, then

$$0 = 3 D\Omega(\mathbf{E}_i, \frac{\partial}{\partial a_j}, \frac{\partial}{\partial a_k}) = \frac{1}{2} \left(\frac{\partial \mathfrak{T}_{ki}}{\partial a_j} - \frac{\partial \mathfrak{T}_{ji}}{\partial a_k} \right) (Ad_{S^{-1}} \mathbf{e}_i) \quad (111)$$

for all $1 \leq i, j, k \leq 3$. If one argument is vibrational and the other two rotational, then

$$0 = 3 D\Omega(\mathbf{E}_i, \mathbf{E}_j, \frac{\partial}{\partial a_k}) = \varepsilon_{ijm} \left(\Gamma_i^i \mathfrak{T}_{kj} + \Gamma_j^j \mathfrak{T}_{ki} - \mathfrak{T}_{km} + \frac{\partial \mathcal{R}_m}{\partial a_k} \right) (Ad_{S^{-1}} \mathbf{e}_m). \quad (112)$$

The latter equation is proven using the relations

$$[\mathbf{e}_i, \mathbf{e}_j] = -\varepsilon_{ijk} \mathbf{e}_k \quad (113a)$$

$$(\mathcal{R}_{\mathbf{e}_i})_S (Ad_{S^{-1}} \mathbf{e}_j) = Ad_{S^{-1}} [\mathbf{e}_i, \mathbf{e}_j]. \quad (113b)$$

Conversely, suppose the Bianchi identities, Eqs.(111,112), are satisfied by the field tensors. Define three “displacement vectors”, $\mathbf{D}_i = (\mathfrak{T}_{1i}, \mathfrak{T}_{2i}, \mathfrak{T}_{3i})$, i.e., the i^{th} column of the tensor is the vector \mathbf{D}_i . The first Bianchi identity, Eq.(111), is equivalent to the vanishing of the curl of each displacement vector

$$\nabla_a \times \mathbf{D}_i = 0. \quad (114)$$

Since \mathcal{A} is a simply connected region, each irrotational displacement vector is the gradient of some “electric potential”,

$$\mathbf{D}_i = \frac{1}{2} \nabla_a \phi_i. \quad (115)$$

By substituting the potentials ϕ_i for \mathfrak{T} , the second Bianchi identity, Eq.(112), simplifies to

$$\begin{aligned} 0 = \varepsilon_{ijm} \left\{ \frac{\partial}{\partial a_k} (2\mathfrak{R}_m - \phi_m + \phi_i \phi_j) + (\Gamma_i^i - \phi_i) \frac{\partial \phi_j}{\partial a_k} + (\Gamma_j^j - \phi_j) \frac{\partial \phi_i}{\partial a_k} \right\} \\ \times (Ad_{S^{-1}} \mathfrak{e}_m). \end{aligned} \quad (116)$$

If the potentials are set equal to the Christoffel symbols, $\phi_i = \Gamma_i^i$, then the above equation determines, up to additive constants, the \mathfrak{R} tensor.

4.4. Projection to the Base Manifold

The connection one-form ω and the curvature two-form Ω on the bundle \mathcal{P} can be projected down to the base manifold. The projection depends on the choice of a local trivialization $\tau : \mathcal{Q} \rightarrow \mathcal{P}$. If θ is any \mathfrak{g} -valued p -form on the bundle, then its *pullback* $\tau^* \theta$ is a \mathfrak{g} -valued p -form on the base manifold. The pullback of the connection one-form $\mathcal{A} = \tau^* \omega$ is a one-form on \mathcal{Q} given by

$$\mathcal{A}_q(X) = \omega(\tau_* X) \text{ for any tangent vector } X \in T_q(\mathcal{Q}). \quad (117)$$

For our usual choices of a local trivialization, $\tau(q) = R^t A$, and an adapted basis of tangent vectors, $\{\mathfrak{e}_i\}_q, 1 \leq i \leq 6\}$, the pullback is just

$$\mathcal{A}\left(\frac{\partial}{\partial a_k}\right) = 0 \quad (118a)$$

$$\mathcal{A}(\mathfrak{R} \mathfrak{e}_k) = \Gamma_k^k(q) \mathfrak{e}_k. \quad (118b)$$

If the pullback is applied to the tangent vector of a curve in the base manifold, then it produces the vortex velocity

$$\mathcal{A}(V(t)) = -\omega_k \Gamma_k^k \mathfrak{e}_k = -\Lambda(t). \quad (119)$$

The pullback of the curvature is defined similarly, $F = \tau^*\Omega$, and it is a two-form on the base manifold:

$$F_q(X, Y) = \Omega(\tau_*X, \tau_*Y) \text{ for all tangent vectors } X, Y \in T_q(\mathcal{Q}). \quad (120)$$

The tensor F is evaluated to be

$$F\left(\frac{\partial}{\partial a_i}, \frac{\partial}{\partial a_j}\right) = 0 \quad (121a)$$

$$F\left(\frac{\partial}{\partial a_i}, \mathcal{R}_{\mathbf{e}_j}\right) = \mathfrak{T}_{ij} \mathbf{e}_j \quad (121b)$$

$$F(\mathcal{R}_{\mathbf{e}_i}, \mathcal{R}_{\mathbf{e}_j}) = \varepsilon_{ijk} \mathfrak{R}_k \mathbf{e}_k. \quad (121c)$$

The Bianchi identity on the bundle takes a slightly more complicated expression on the base manifold

$$dF + [\mathcal{A}, F] = 0, \quad (122)$$

where dF denotes the exterior derivative of F , see Eq.(110), and the commutator is the three-form defined by

$$3[\mathcal{A}, F](X, Y, Z) = [\mathcal{A}(X), F(Y, Z)] + [\mathcal{A}(Y), F(Z, X)] + [\mathcal{A}(Z), F(X, Y)] \quad (123)$$

for all tangent vectors $X, Y, Z \in T_q(\mathcal{Q})$. The identity Eq.(122) is verified by letting X, Y , and Z run over the basis of the tangent space.

5. CONCLUSIONS

The connections corresponding to rigid rotation, irrotational flow, and the falling cat were shown to be natural geometrical or group-theoretical concepts. Although not mathematically natural, other choices of Christoffel symbols define nonholonomic constraint forces that are not excluded by physical law. For example, the S -type Riemann ellipsoids are a sequence of special case solutions for which the angular momentum, Kelvin circulation, and the angular and vortex velocity vectors are aligned with a principal axis, say the 1-axis [2, 3]. This sequence is indexed by a continuous real parameter f restricted to the interval $[-2, 0]$. There is only one horizontal lift to consider and the Christoffel symbol is given by

$$\Gamma_1^1(q) = -\frac{fa_2a_3}{(a_2^2 + a_3^2)}. \quad (124)$$

At $f = 0$, the connection yields rigid rotation, and, at $f = -2$, it is irrotational flow. The S -type ellipsoids are the simplest models that allow for a continuous interpolation between rigid rotation and irrotational flow. This connection has no natural geometrical or group-theoretic significance – but it does model a variety of rotating physical systems.

The unity found in rotating systems is remarkable [24, 25]. Besides astrophysical systems [2, 3], the Riemann ellipsoid model applies to classical liquid droplets [26] and quantum atomic nuclei [5, 27, 30, 31]. For example, the kinetic energy of a Riemann ellipsoid, Eq.(63), can be derived from self-consistency of a mean field approximation to the quantum fermion system of rotating nucleons [28].

A basic science problem is to determine the connection from the interactions among the particles that form a rotating system. The horizontal lift of a curve describing the rotation of a body depends on the coupling between the collective degrees of freedom of the Riemann ellipsoidal model and those of the individual particles. Equations that incorporate these interactions into the gauge theory and whose unique solution are the Christoffel symbols are required for a complete theory of collective rotation. They must involve a coordinate independent object and the curvature form is the obvious candidate. The Bianchi identity, $D\Omega = 0$, partially determines the Christoffel symbols, but it is not sufficient. There must be another equation that relates the bundle curvature to the microscopic physics.

The analogy with classical theory of electricity and magnetism is helpful. This is an Abelian gauge theory with space-time as the base manifold and $U(1)$ as the structure group. The curvature form is the Faraday tensor and the Bianchi identity is equivalent to two of Maxwell's equations, $\nabla \cdot \mathbf{B} = 0$ and $\nabla \times \mathbf{E} + \partial \mathbf{B} / \partial t = 0$. The other two of Maxwell's equations involve the current and are equivalent to a second independent equation for the Faraday tensor. It is the analogous second equation for the gauge theory of rotating Riemann ellipsoids that is unknown.

The quantization of a gauge theory is achieved by constructing associated bundles. For each irreducible representation of the structure group $G \simeq SO(3)$, an inequivalent associated bundle and a different quantization can be defined. In a subsequent article, the associated bundle theory will be presented. The quantized gauge theory applies directly to nuclear structure physics, e.g., the liquid drop model [29] is the associated bundle constructed from the one-dimensional representation of the structure group. Although the quantization of the Riemann model was considered previously [32, 33], the differential structure of the quantized theory has not been studied yet.

ACKNOWLEDGMENT

The authors would like to thank the Institute of Nuclear Physics and the organizers, F. Iachello and J. Ginocchio, of the program entitled, "Algebraic Methods in Many-Body Physics," for their support. Valuable discussions with J. Bryan, Ts. Dankova, and E. Ihrig contributed to this work.

REFERENCES

1. B. Riemann, *Abh. K. Ges. Wis. Göttingen* **9** (1860), 3.
2. N.R. Lebovitz, *Ann. Rev. Astr. Astrophys.* **5** (1967), 465; *Ap. J.* **284** (1984), 364; in "Nonlinear astrophysical fluid dynamics" Ann. New York Acad. Sci., New York, 1990.
3. S. Chandrasekhar, "Ellipsoidal Figures of Equilibrium," Yale Univ. Press, New Haven, 1969.
4. F.J. Dyson, *J. Math. Mech.* **18** (1968), 91.
5. G. Rosensteel, *Ann. Phys. (N.Y.)* **186** (1988), 230.
6. Norman Steenrod, "The Topology of Fibre Bundles," Princeton Univ. Press, Princeton, 1951.
7. S. Kobayashi and K. Nomizu, "Foundations of Differential Geometry," Interscience, New York, 1963.
8. R.G. Littlejohn and M. Reinsch, *Rev. Mod. Phys.* **69** (1997), 213.
9. A. Shapere and F. Wilczek, Eds., "Geometric Phases in Physics," World Scientific, Singapore, 1989.
10. L. O'Raiheartaigh, "Group Structure of Gauge Theories," Cambridge Univ. Press, Cambridge, 1986.
11. M. Göckeler and T. Schücker, "Differential Geometry, Gauge Theories, and Gravity," Cambridge Univ. Press, Cambridge, 1987.
12. S. Weinberg, *Rev. Mod. Phys.* **52** (1980), 515.
13. H. Goldstein, "Classical Mechanics," 2nd Ed., Addison-Wesley, Reading, Massachusetts, 1980.
14. G. Kirchoff, *J. Reine Angew. Math.* **71** (1869), 237.
15. P. Lax, *Comm. Pure Appl. Math.* **21** (1968), 567.
16. Ju. Moser, *Adv. Math.* **16** (1975), 197.
17. H. Flaschka, *Phys. Rev.* **B9** (1974) 1924.
18. S. Y. Shieh, *J. Math. Phys.* **24** (1983), 2438.
19. G. Rosensteel, *Appl. Math. Lett.* **6** (1993), 55.
20. T. R. Kane and M. P. Sher, *Int. J. Solids Structures* **5** (1969), 663.
21. Krishna Kumar, "Nuclear models and the search for unity in nuclear physics," Universitetsforlaget, Bergen, 1984.
22. D.J. Rowe, *Rep. Prog. Phys.* **48** (1985), 1419.
23. F. Iachello and A. Arima, "The Interacting Boson Model," Cambridge Univ. Press, Cambridge, 1987.
24. S. Cohen, F. Plasil and W.J. Swiatecki, *Ann. Phys. (N.Y.)* **82** (1974), 557.

25. Ts. Dankova and G. Rosensteel, *Amer. J. Phys.* **66** (1998), 1095.
26. C.E. Rosenkilde, *J. Math. Phys.* **8** (1967), 98.
27. J.D. Garrett in "The Response of Nuclei under Extreme Conditions" (R.A. Broglia and G.F. Bertsch, Eds.), Plenum, London 1988.
28. G. Rosensteel, *Phys. Rev.* **C46** (1992), 1818.
29. Å. Bohr, *Danski. Vid. Selsk. Mat. Fys. Medd.* **26**, No. 14 (1952); Å. Bohr and B. Mottelson, "Rotational States in Atomic Nuclei," Ejnar Munksgaard, Copenhagen, 1954.
30. G. Rosensteel and A.L. Goodman, *Phys. Rev.* **C46** (1992), 2642.
31. G. Rosensteel and A.L. Goodman, *Int. J. Mod. Phys.* **E3** (1994), 1251.
32. G. Rosensteel and E. Ihrig, *Ann. Phys. (N.Y.)* **121** (1979), 113.
33. G. Rosensteel and E. Ihrig, in "Geometric Quantization and Coherent States Methods" (S. Twareque Ali, I.M. Mladenov, and A. Odziejewicz, Eds.) World Scientific, Singapore 1993.

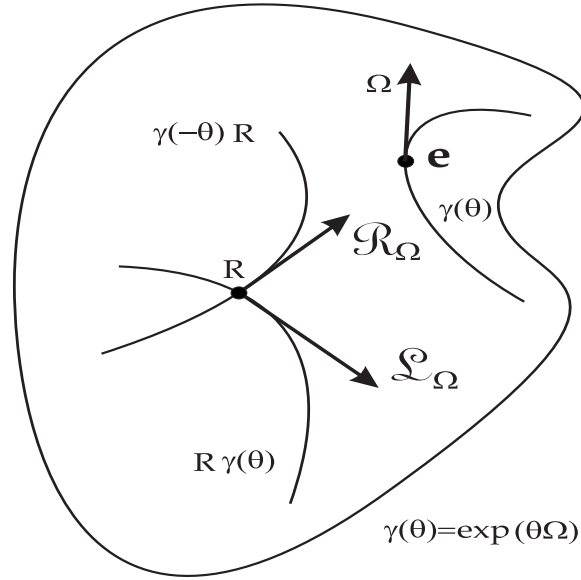


FIG. 1. Left invariant \mathcal{L}_Ω and right invariant \mathcal{R}_Ω vector fields.

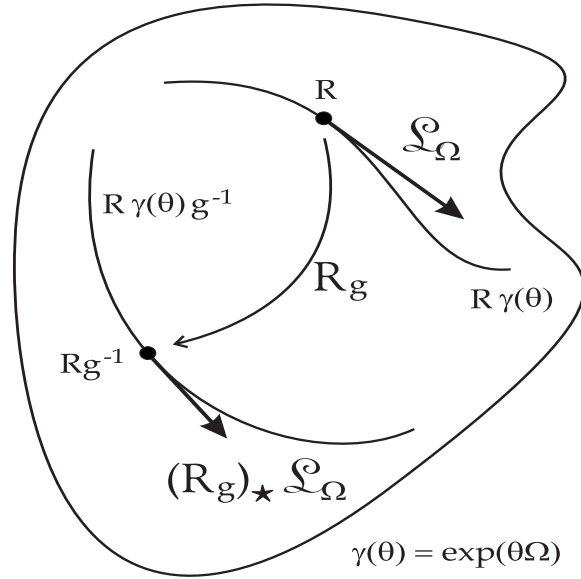


FIG. 2. Right translation $(R_g)_\star$ of a left invariant vector field \mathcal{L}_Ω .

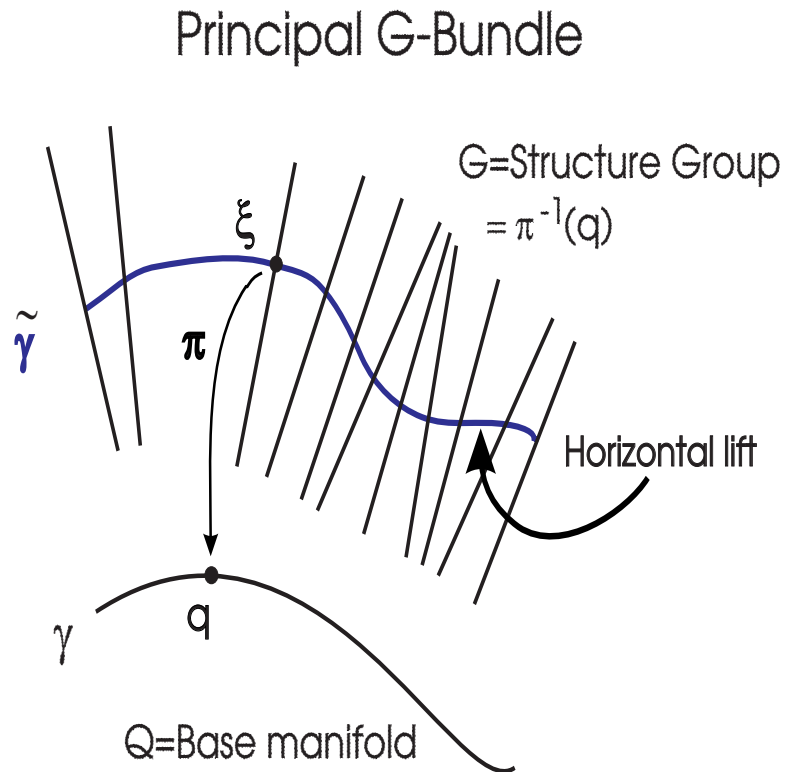


FIG. 3. A curve γ in the base manifold lifts to a curve $\tilde{\gamma}$ in the bundle. The curve in the bundle is called the horizontal lift. It depends uniquely on the bundle connection.