

Strong Spatial Mixing and Rapid Mixing with Five Colours for the Kagome Lattice

Markus Jalsenius

Department of Computer Science*
University of Liverpool
Liverpool, L69 3BX
United Kingdom

May 26, 2019

Abstract

We consider proper 5-colourings on the kagome lattice. Proper q -colourings correspond to configurations in the zero-temperature q -state antiferromagnetic Potts model. Salas and Sokal have shown strong spatial mixing on the kagome lattice if $q \geq 6$ (for any temperature including zero temperature). We show strong spatial mixing for $q = 5$ and zero temperature. The proof is computer-assisted. It is commonly known that strong spatial mixing implies that there is a unique infinite-volume Gibbs measure and that Glauber dynamics for sampling proper colourings is rapidly mixing. Using standard methods we give a complete proof of rapidly mixing Glauber dynamics for sampling proper 5-colourings of a finite region of the kagome lattice (provided the boundary of the region is not coloured). A consequence of rapidly mixing Glauber dynamics is that there is fully polynomial randomised approximation scheme for counting the number of proper 5-colourings.

1 Introduction

We consider proper 5-colourings on the kagome lattice. (Trivia: the word kagome is Japanese and means a bamboo-basket (*kago*) woven pattern (*me*). The pattern looks like the kagome lattice.) The kagome lattice is a natural lattice of interest in statistical physics (see [8]) and a region of the lattice is drawn in Figure 1(a). We will draw a vertex of the lattice as a face and edges correspond to borders between faces (see Figure 1(a)). In Figure 1(b) we have placed the lattice in a coordinate system. This figure is helpful when defining the vertex set and edge set of the lattice. The kagome lattice has vertex set $V = V_{\text{odd}} \cup V_{\text{even}}$ and edge set E , where

$$\begin{aligned} V_{\text{odd}} &= \{(i, j) \mid i = 2k_1 + 1, j = 2k_2 + 1, k_1 \in \mathbb{N}, k_2 \in \mathbb{N}\}, \\ V_{\text{even}} &= \{(i, j) \mid i = 4k_1 + r, j = 4k_2 + r, k_1 \in \mathbb{N}, k_2 \in \mathbb{N}, r \in \{0, 2\}\}, \end{aligned}$$

*Some of the work has been done at the Department of Computer Science, University of Warwick, Coventry, CV4 7AL, United Kingdom.

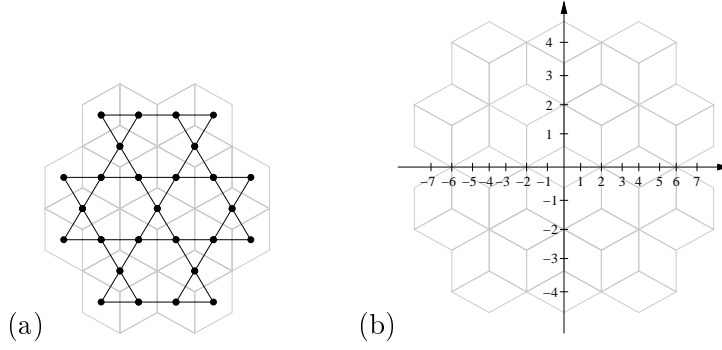


Figure 1. (a) The kagome lattice. (b) The kagome lattice drawn in a coordinate system. Each face corresponds to a vertex and edges are represented by borders between neighbouring faces.

and

$$\begin{aligned}
E = & \{((i, j), (i + 2, j)) \mid (i, j) \in V_{\text{odd}}\} \cup \\
& \{((i, j), (i + 1, j + 1)) \mid (i, j) \in V_{\text{even}}\} \cup \\
& \{((i, j), (i + 1, j - 1)) \mid (i, j) \in V_{\text{even}}\} \cup \\
& \{((i, j), (i - 1, j + 1)) \mid (i, j) \in V_{\text{even}}\} \cup \\
& \{((i, j), (i - 1, j - 1)) \mid (i, j) \in V_{\text{even}}\}.
\end{aligned}$$

A *region* R of the infinite kagome lattice is a (not necessarily connected) subset of the vertices. A *colouring* of R is a function from R to the set of *colours* $Q = \{1, \dots, q\}$. The set ∂R denotes the vertex boundary around R such that ∂R is the set of vertices that are not in R but are adjacent to R . A colouring of ∂R is a function from the set ∂R to $\{0\} \cup Q$. The colour 0 corresponds to an unconstrained boundary vertex. A colouring C of R is *proper* if no adjacent vertices in R receive the same colour. Proper colourings correspond to configurations in the *zero-temperature antiferromagnetic Potts model*. Given a colouring \mathcal{B} of ∂R , a proper colouring C of R is *compatible* with \mathcal{B} if each vertex $f \in R$ receive a colour that is different from the colours of boundary vertices adjacent to f . Let $S(\mathcal{B})$ denote the set of proper colourings of R that are compatible with \mathcal{B} and let $\pi_{\mathcal{B}}$ denote the uniform distribution on $S(\mathcal{B})$. For any $\Lambda \subseteq R$ let $\pi_{\mathcal{B}, \Lambda}$ denote the distribution on proper colourings of Λ induced by $\pi_{\mathcal{B}}$.

For a given region R of the infinite kagome lattice we are interested in sampling from the uniform distribution on proper colourings of R . It has been shown in [8] that this can be done efficiently if the number of colours is at least 6. Here we will show that this can be done also for 5 colours. In order to do this we will show two facts. First we show there is *strong spatial mixing* for 5 colours on the kagome lattice, and then we explain how strong spatial mixing implies *rapidly mixing Glauber dynamics* for 5 colours. The Glauber dynamics is used for sampling colourings. The main result of this paper is the proof of strong spatial mixing. This proof is computer-assisted. It is well known how to show rapid mixing once strong spatial mixing is established (see for instance [3, 7, 9]). We use these standard methods to give a complete proof of rapid mixing for 5 colours on the kagome lattice.

1.1 Strong spatial mixing

Informally strong spatial mixing means that if R is a region of the kagome lattice, \mathcal{B} a colouring of ∂R and $\Lambda \subseteq R$, then the effect the colour of a vertex $y \in \partial R$ has on Λ decays exponentially with the distance from y and Λ . The formal definition is taken from [5] but is adapted to the special case of 5-colourings on the kagome lattice.

Definition 1 (Strong spatial mixing). The system specified by proper 5-colourings on the kagome lattice has *strong spatial mixing* if there are constants β and $\beta' > 0$ such that for any non-empty finite region R of the kagome lattice, any $\Lambda \subseteq R$, any vertex $y \in \partial R$, and any pair of colourings $(\mathcal{B}, \mathcal{B}')$ of ∂R which differ only at y ,

$$d_{\text{tv}}(\pi_{\mathcal{B}, \Lambda}, \pi_{\mathcal{B}', \Lambda}) \leq \beta |\Lambda| \exp(-\beta' d(y, \Lambda)),$$

where $d(y, \Lambda)$ is the distance within R from the vertex y to the region Λ and d_{tv} denotes total variation distance. We assume that y does not have colour 0 in either \mathcal{B} and \mathcal{B}' .

The main result in this paper is stated in the following theorem. The proof can be found in Section 6.

Theorem 2 (Strong spatial mixing). *The system specified by proper 5-colourings on the kagome lattice has strong spatial mixing.*

Strong spatial mixing implies two important properties. First, strong spatial mixing implies that there is a unique *infinite-volume Gibbs measure* on proper colourings of the kagome lattice. Qualitatively, there is one equilibrium, not many. Second, strong spatial mixing implies that Glauber dynamics can be used to efficiently sample colourings from $\pi_{\mathcal{B}}$ for any finite region R . We will show how this can be done when the boundary colouring \mathcal{B} of ∂R is the free boundary. That is, when \mathcal{B} consists only of colour 0.

1.2 Unique infinite-volume Gibbs measure

A measure μ on the set of proper colourings of the infinite kagome lattice is an *infinite-volume Gibbs measure* if, for any finite region R and any proper colouring σ of the kagome lattice, the conditional distribution $\mu(\cdot | \sigma_{\bar{R}})$ (conditioned on the colouring $\sigma_{\bar{R}}$ on all vertices other than those in R) is $\pi_{\sigma_{\partial R}}$. It is known that there is at least one infinite-volume Gibbs measure and an important problem in statistical physics is to determine whether there is only one. Strong spatial mixing implies that there is a unique infinite-volume Gibbs measure [7, 9] with exponentially decaying correlations.

1.3 Rapid mixing

We have the following definition of Glauber dynamics.

Definition 3 (Glauber dynamics). Suppose that R is a finite region of the kagome lattice and that \mathcal{B} is a colouring of the boundary ∂R . The (heat-bath) *Glauber dynamics* is a Markov chain \mathcal{M} with state space $S(\mathcal{B})$. A transition is made from a state σ to a state σ' in the following way.

1. Choose a vertex v uniformly at random from R .
2. Let $Q_{\sigma, v}$ be the set of colours which are assigned to the up to four neighbours of v . Choose a colour c from the uniform distribution on colours in the set $Q \setminus Q_{\sigma, v}$.
3. Obtain the next state σ' from σ by assigning colour c to v .

Since it is always a positive probability of not changing the colour of v it follows that \mathcal{M} is aperiodic. However, \mathcal{M} is not necessarily irreducible and therefore not necessarily ergodic for $Q = \{1, \dots, 5\}$ colours. For example, consider the region R consisting of two vertices in Figure 2. It is not possible to go from the colouring in (a) to the colouring in (b) using single-vertex updates. On the other hand it can be shown that \mathcal{M} is irreducible (and therefore ergodic)

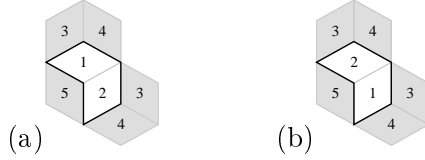


Figure 2. Two colourings of a region with two vertices. The vertices are labelled with a colour and the boundary vertices are shaded. It is not possible to go from the colouring in (a) to (b), or vice versa, by single-vertex updates.

if we restrict the colouring \mathcal{B} of the boundary ∂R to be the free colouring, that is \mathcal{B} contains only colour 0. This is an immediate consequence of Lemma 20. Now, using the fact that \mathcal{M} is time-reversible and ergodic (always true if \mathcal{B} is the free boundary) it can be shown that the stationary distribution of \mathcal{M} is identical to $\pi_{\mathcal{B}}$. This means that we can use the Markov chain \mathcal{M} to sample colourings from $\pi_{\mathcal{B}}$. We run the chain for a “sufficiently long” time, then we stop and choose the colouring represented by the state we stopped at. The number of steps we need to simulate in order to get “close” to the stationary distribution is quantified by the *mixing time* of \mathcal{M} .

Let P denote the transition matrix of \mathcal{M} and let $P^t(\sigma, \sigma')$ be the t -step probability of moving from state σ to σ' . For $\delta > 0$ the mixing time, $\tau_{\mathcal{M}}(\delta)$, of \mathcal{M} is defined as

$$\tau_{\mathcal{M}}(\delta) = \min\{t_0 : d_{\text{tv}}(P^t, \pi_{\mathcal{B}}) \leq \delta \text{ for all } t \geq t_0\}.$$

We can now define the notion of a rapidly mixing Markov chain.

Definition 4 (Rapid mixing). The Markov chain \mathcal{M} is said to be *rapidly mixing* if $\tau_{\mathcal{M}}(\delta)$ is at most a polynomial in n and $\log(1/\delta)$, where n is the number of vertices in R .

We will show the following theorem which is proved in Section 7.1.

Theorem 5 (Rapidly mixing Glauber dynamics). *Let R denote a finite subregion of the kagome lattice. Glauber dynamics is rapidly mixing on the set of proper 5-colourings of R if the boundary of R is free, that is not coloured.*

More precisely we will show that

$$\tau_{\mathcal{M}}(\delta) \in O\left(n(n + \log \frac{1}{\delta})\right).$$

In order to do this we first show strong spatial mixing and then we apply standard techniques (see [3, 7, 9]) together with certain properties of the kagome lattice to prove that strong spatial mixing implies that a certain “heat-bath block dynamics” mixes in $O(n \log(n/\delta))$ time. This is a Markov chain where we update many vertices at the same time instead of only one vertex at the time. Markov-chain comparison techniques (see [2]) are then applied to obtain the above mixing time for Glauber dynamics.

Sampling uniformly at random from the set of proper colourings of a region R has one consequence. In [6] it is explained how approximate counting and almost uniform sampling are intimately related. If we can sample (almost) uniformly at random in polynomial time from the set of proper colouring of a finite region R we can construct a *fully polynomial randomised approximation scheme*, or *FPRAS*, for counting the number of proper colourings of R .

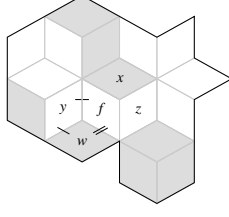


Figure 3. An example of a subregion of R_X for a boundary pair X . White vertices are in the region and shaded vertices are not in the region. Edge s_X is marked with a short double line segment, vertex f_X is labelled f , vertex w_x is labelled w .

2 Recursive coupling

In order to show strong spatial mixing we will use the method of recursive coupling invented by Goldberg, Martin and Paterson in [5]. We present the method here such that it will suit 5-colourings on the kagome lattice.

Instead of working with vertex-boundaries of regions it is convenient to consider edge-boundaries. Next follows the notion of a *boundary pair* which is an important structure we use when proving strong spatial mixing.

2.1 Boundary pairs

In this text a boundary pair will be defined like a *relevant boundary pair* in Section 6.2 in [5]. Let R be a finite region of the kagome lattice. The edge boundary of R is the set of edges between a vertex in R and ∂R . The set of colours $Q = \{1, \dots, 5\}$ and a colouring of the edge boundary of a region is a function from the set of edges in the edge boundary to the set $\{0\} \cup Q = \{0, 1, 2, 3, 4, 5\}$. Again, the colour 0 represents the “free” colour. Let f be a vertex in the kagome lattice. There are four edges adjacent to f . Name these edges e_1, e_2, e_3 and e_4 , and order them clockwise around f . Then e_i and e_j are *adjacent edges* if i and j differ by 1. Edges e_4 and e_1 are also adjacent. We have the following definition of a boundary pair.

Definition 6 (Boundary pair). A boundary pair X consists of

- a non-empty finite region R_X of the kagome lattice,
- a distinguished boundary edge $s_X = (w_X, f_X)$ with $f_X \in R$, $w_X \in \partial R_X$, and
- a pair (B_X, B'_X) of edge-colourings of the edge boundary of R_X which differ only on the edge s_X .

We require

- the two colours $B_X(s_X)$ and $B'_X(s_X)$ are both in Q and cannot have colour 0, and
- any two adjacent boundary edges that share a vertex $f \in \partial R_X$ have the same colour in at least one of the two colourings B_X and B'_X (and so in both of B_X and B'_X except when edge s_X is involved).

Many figures will illustrate subregions of R_X for a boundary pair X . We mark the edge s_X with a short double line segment. See Figure 3. We also label the vertex w_X with w and the vertex f_X with f . The vertex that is a neighbour of both w_X and f_X is labeled y . The two other neighbours of f_X are labeled x and z . We often let white faces represent vertices that belong to the region R_X and shaded faces represent vertices that do not belong to R_X .

2.2 The recursive coupling tree

Given a colouring B of the edges in the edge-boundary of a region R , a proper colouring C of R is compatible with B if each vertex $f \in R$ receive a colour that is different from the colours of edges in the edge-boundary that are adjacent to f . Let $S(B)$ denote the set of proper colourings of R that are compatible with B and let π_B denote the uniform distribution on $S(B)$.

A *coupling* Ψ of π_{B_X} and $\pi_{B'_X}$ is a joint distribution on $S(B_X) \times S(B'_X)$ which has marginal distributions π_{B_X} and $\pi_{B'_X}$. For such a coupling Ψ and vertex $f \in R_X$ we define $1_{\Psi,f}$ to be the indicator random variable for the event that, when a pair of colourings is drawn from Ψ , the colour of f differs in the two colourings. For any boundary pair X we define Ψ_X to be some coupling of π_{B_X} and $\pi_{B'_X}$ minimising $\mathbb{E}[1_{\Psi,f_X}]$. For every pair of colours c and c' , let $p_X(c, c')$ be the probability that f_X has colour c in C and colour c' in C' , when the pair of colourings (C, C') is drawn from Ψ_X .

We define a labelled tree T_X associated with each boundary pair X . We will use the tree to get an upper bound on the expected number of disagreements at any distance from w_X in a coupling of π_{B_X} and $\pi_{B'_X}$.

The tree T_X is constructed as follows. Start with a vertex r which will be the root of T_X . For every pair of colours $c \in Q$ and $c' \in Q$, $c \neq c'$, add an edge labelled $(p_X(c, c'), f_X)$ from r to a new node $r_{c,c'}$. If f_X has no neighbours in R_X then $r_{c,c'}$ is a leaf. Otherwise, for some $k \in \{1, 2, 3\}$, let e_1, \dots, e_k be the edges from f_X to vertices in R_X . If $k = 3$ order these clockwise around f_X such that s_X is adjacent to e_1 , e_1 is adjacent to e_2 , e_2 is adjacent to e_3 , and e_3 is adjacent to s_X . For each $i = \{1, \dots, k\}$, let $X_i(c, c')$ be the boundary pair consisting of

- the region $R_X \setminus \{f_X\}$,
- the distinguished edge e_i ,
- the edge-boundary colouring B of $R_X \setminus \{f_X\}$ that
 - agrees with B_X on common edges,
 - assigns colour c' to e_1, \dots, e_{i-1} , and
 - assigns colour c to e_i, \dots, e_k , and
- the boundary colouring B' that agrees with B except that it assigns colour c' to e_i .

Recursively construct $T_{X_i(c,c')}$, the tree corresponding to boundary pair $X_i(c, c')$. Add an edge with label $(1, \cdot)$ from $r_{c,c'}$ to the root of $T_{X_i(c,c')}$. That completes the construction of T_X .

We say that an edge e of T_X is *degenerate* if the second component of its label is “.”. For edges e and e' of T_X , we write $e \rightarrow e'$ to denote the fact that e is an ancestor of e' . That is, either $e = e'$, or e is a proper ancestor of e' . Define the *level* of edge e to be the number of non-degenerate edges on the path from the root down to, and including, e . Suppose that e is an edge of T_X with label (p, f) . We say that the *weight* $w(e)$ of edge e is p . Also the *name* $n(e)$ of edge e is f . The *likelihood* $l(e)$ of e is $\prod_{e': e' \rightarrow e} w(e')$. The *cost* $\gamma(f, T_X)$ of a vertex $f \in R_X$ in T_X is $\sum_{e: n(e)=f} l(e)$. For any $d \geq 1$, let $E_d(X)$ denote the set of level- d edges in T_X . Let $\Gamma_d(X) = \sum_{e \in E_d(X)} l(e)$. We have the following lemma [5, Lemma 12].

Lemma 7. [5, Lemma 12] *For every boundary pair X there exists a coupling Ψ of π_{B_X} and $\pi_{B'_X}$ such that for all $f \in R_X$, $\mathbb{E}[1_{\Psi,f_X}] \leq \gamma(f, T_X)$, which is, from the definitions, at most $\sum_{d \geq d(f, s_X)} \Gamma_d(X)$, where $d(f, s_X)$ is the distance between f to s_X .*

In order to prove strong spatial mixing we need a good upper bound on $\mathbb{E}[1_{\Psi, f_X}]$. We will obtain such a bound by finding an upper bound on $\Gamma_d(X)$. A large part of this paper is about showing that there is an upper bound on $\Gamma_d(X)$ which decreases exponentially in d . This result will then be used to prove strong spatial mixing.

3 Bounding the costs $\gamma(f, T_X)$ in the recursive coupling tree

The value $\Gamma_d(X)$ depends on the costs $\gamma(f, T_X)$. The smaller the costs the smaller the value of $\Gamma_d(X)$. What affects $\gamma(f, T_X)$ is the quantity $\mathbb{E}[1_{\Psi, f_X}]$, which we denote $\nu(X)$. Thus, $\nu(X) = \min_{\Psi} \mathbb{E}[1_{\Psi, f_X}]$, where the minimum is taken over all couplings Ψ of π_{B_X} and $\pi_{B'_X}$.

In order to get good upper bounds on $\nu(X)$, Goldberg, Martin and Paterson [5] observed that $\nu(X)$ can be upper-bounded in terms of corresponding values for boundary pairs with smaller regions. Next we will introduce some notation and then we state Lemma 11 which is similar to [5, Lemma 13] but stronger.

Consider a boundary pair X and two colours $c, c' \in Q$ such that edge s_X has colour c in B_X and colour c' in B'_X . Let $n_i(X)$ be the number of proper colourings of R_X (compatible with B_X and B'_X but ignoring the colour of edge s_X) such that vertex f_X has colour i . That is, edge s_X can be thought of as having colour 0 when counting the number of proper colourings compatible with B_X and B'_X . Notice that B_X and B'_X have the same colour on all edges but edge s_X . Let $N_{c, c'}(X) = \sum_{i \in Q \setminus \{c, c'\}} n_i(X)$. We introduce the following definition of $\mu_{c, c'}(X)$.

Definition 8. For a boundary pair X , let

$$\mu_{c, c'}(X) = \frac{n_c(X)}{n_c(X) + N_{c, c'}(X)}.$$

We can now define $\mu(X)$.

Definition 9. For a boundary pair X let c and c' be the colour of edge s_X in B_X and B'_X , respectively. Let

$$\mu(X) = \max(\mu_{c, c'}(X), \mu_{c', c}(X)).$$

Notice that the definition of $\mu(X)$ is equivalent to the definition on $\mu(X)$ in [5]. The following lemma is taken from [5, Lemma 13] and further below we will state a stronger version of it.

Lemma 10. [5, Lemma 13] Suppose that X is a boundary pair. Let R' be any subset of R_X which includes f_X . Let χ be the set of boundary pairs $X' = (R_{X'}, s_{X'}, B_{X'}, B'_{X'})$ such that $R_{X'} = R'$, $s_{X'} = s_X$, $B_{X'}$ agrees with B_X on common edges, and $B'_{X'}$ agrees with B'_X on common edges. Then $\nu(X) \leq \max_{X' \in \chi} \mu(X')$.

Figure 4 illustrates how Lemma 10 works. In order to compute $\mu(X)$, the idea is to shrink region R_X to a smaller region R' (that still contains vertex f_X). When doing this we introduce new boundary edges to R' but we also discard some of the old boundary edges to R_X . There is now a “worst case” colouring of the new boundary edges to R' such that if X' is the boundary pair with the new region R' having this “worst case” colouring of the new boundary edges and the same colouring as in X of the boundary edges that remain from R_X then $\mu(X') \geq \mu(X)$. In order to compute an upper bound on $\mu(X)$ we can therefore consider subregions of R_X .

Lemma 10 says

$$\mu(X) \leq \max_{X' \in \chi} \mu(X') \iff \max(\mu_{c, c'}(X), \mu_{c', c}(X)) \leq \max_{X' \in \chi} (\max(\mu_{c, c'}(X'), \mu_{c', c}(X'))).$$

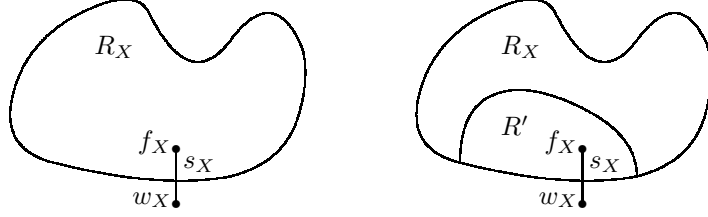


Figure 4. The application of Lemma 10. Let X be a boundary pair and let X' be a boundary pair obtained from X such that $R_{X'}$ is a subregion R' of R_X . There is a “worst case” colouring of the introduced boundary edges to $R_{X'}$ such that $\mu(X') \geq \mu(X)$.

Lemma 11 below is stronger than Lemma 10 and says

$$\mu_{c,c'}(X) \leq \max_{X' \in \chi} \mu_{c,c'}(X') \quad \text{and} \quad \mu_{c',c}(X) \leq \max_{X' \in \chi} \mu_{c',c}(X').$$

We will use Lemma 11 when computing upper bounds on $\mu(X)$. Suppose $\mu(X) = \mu_{c,c'}(X)$ (notice the order c, c'). Then Lemma 11 ensures that $\mu(X) \leq \max_{X' \in \chi} \mu_{c,c'}(X')$ where the order c, c' is preserved. This is an important fact we use when computing upper bounds on $\mu(X)$. Here is the lemma.

Lemma 11 (Bounding $\mu(X)$). *Suppose that X is a boundary pair where s_X has colour c in B_X and c' in B'_X . Assume $n_c(X) \geq n_{c'}(X)$. Let R' be any subset of R_X which includes f_X . Let χ be the set of boundary pairs $X' = (R_{X'}, s_{X'}, B_{X'}, B'_{X'})$ such that $R_{X'} = R'$, $s_{X'} = s_X$, $B_{X'}$ agrees with B_X on common edges, and $B'_{X'}$ agrees with B'_X on common edges. Then $\nu(X) \leq \mu(X) \leq \max_{X' \in \chi} \mu_{c,c'}(X')$.*

Proof. We will first show that $\nu(X) \leq \mu(X)$ and then $\mu(X) \leq \max_{X' \in \chi} \mu_{c,c'}(X')$. We can construct a coupling Ψ of π_{B_X} and $\pi_{B'_X}$ in the following way. Let the pair (C, C') represent the pair of colourings we draw from Ψ . If f_X receives a colour in $Q \setminus \{c, c'\}$ in C' then we can choose colouring C to be identical to C' (remember $n_c(X) \geq n_{c'}(X)$). Vertex f_X can never receive colour c in C so if f_X receives colour c in C' then we have different colours of f_X in C and C' . Hence, the probability of colouring f_X differently in C and C' can be bounded from above by $n_c(X)/(n_c(X) + N_{c,c'}(X)) = \mu_{c,c'}(X) = \mu(X)$ (since $n_c(X) \geq n_{c'}(X)$) which is an upper bound on $\nu(X)$.

We will now show that $\mu(X) \leq \max_{X' \in \chi} \mu_{c,c'}(X')$. Let $W = R_X \setminus R'$. Let H be the set of proper colourings of W . For $\rho \in H$ let $n_{c,\rho}$ denote the number of proper colourings in $S(B'_X)$ which colour f_X with colour c and W with colouring ρ . Similarly, let $n_{c',\rho}$ denote the number of colourings in $S(B_X)$ which colour f_X with colour c' and W with colouring ρ . Let $N_{c,c',\rho}$ be the number of colourings in $S(B_X)$ (and hence $S(B'_X)$) which colour f_X with a colour in $Q \setminus \{c, c'\}$ and W with a colouring ρ . Then

$$\begin{aligned} \mu(X) = \mu_{c,c'}(X) &= \frac{n_c(X)}{n_c(X) + N_{c,c'}(X)} \\ &= \frac{\sum_{\rho \in H} n_{c,\rho}}{\sum_{\rho \in H} (n_{c,\rho} + N_{c,c',\rho})} \\ &\leq \max_{\rho \in H} \frac{n_{c,\rho}}{n_{c,\rho} + N_{c,c',\rho}} \\ &= \max_{\rho \in H} \mu_{c,c'}(X'), \end{aligned}$$

where X' is the boundary pair that is induced by ρ . □



Figure 5. (a) The set U . (b) The set V .

4 Bounding $\Gamma_d(X)$

We will show that

$$\Gamma_d(X) \leq k(1 - \epsilon)^d,$$

where $k > 0$ and $\epsilon > 0$ are constants. Once this fact is established we can show strong spatial mixing (Section 5 and 6). We will follow the idea developed by Goldberg, Martin and Paterson [5] and consider the geometry of the lattice to derive a system of recurrences whose solution gives the desired bound. Also see [4] for another application of this idea.

We start off by a simple example to illustrate the idea. This will be useful when moving on to the far more involved approach we use to actually show exponential decay for five colours on the kagome lattice. In fact, we need computer assistance for this.

4.1 An illustration of the idea

We define two disjoint sets U and V of boundary pairs. Any boundary pair X belongs to either U or V . Let y be the vertex that is adjacent to both w_X and f_X . Boundary pair X belongs to U if vertex y is in R_X and X belongs to V if y is not in R_X (see Figure 5(a) and (b)).

Let μ_U and μ_V be defined as

$$\begin{aligned} \mu_U &= \max_{X \in U} \mu(X), \\ \mu_V &= \max_{X \in V} \mu(X). \end{aligned}$$

In order to calculate values for μ_U and μ_V we can apply Lemma 11 and compute μ_U when the region R_X consists only of vertex f_X and y , and μ_V can be computed when R_X consists only of vertex f_X . An exhaustive search over all colourings of the boundary edges to R_X gives us the values $\mu_U = 1$ and $\mu_V = 2/3$.

Let U_d denote the maximum of $\Gamma_d(X)$ over boundary pairs $X \in U$, and let V_d denote the maximum of $\Gamma_d(X)$ over boundary pairs $X \in V$.

Now, assume boundary pair X is in U . Then f_X has at least one neighbour in R_X . Assume f_X has three neighbours in R_X . From the construction of the recursive couple tree T_X we can express an upper bound on $\Gamma_d(X)$ as

$$\Gamma_d(X) \leq \mu(X)(\Gamma_{d-1}(X_1) + \Gamma_{d-1}(X_2) + \Gamma_{d-1}(X_3)), \quad (1)$$

where boundary pairs X_1 , X_2 and X_3 correspond to the boundary pairs obtained from moving into the three neighbours of f_X . That is, X_1 , X_2 and X_3 represent boundary the pairs $X_1(c, c')$, $X_2(c, c')$ and $X_3(c, c')$ in the construction of T_X where the colours c and c' are chosen to maximise $\Gamma_{d-1}(X_1(c, c'))$, $\Gamma_{d-1}(X_2(c, c'))$ and $\Gamma_{d-1}(X_3(c, c'))$, respectively. Notice that the sum over the weight of the edges from the root of T_X , $\sum_{c, c' \in Q, c \neq c'} p_X(c, c')$ is at most $\mu(X)$. It is a bit pessimistic to assume that that all three sub-problems correspond to the worst recursive case Γ_{d-1} . For instance, let boundary pair X_1 correspond to the sub-case of moving into neighbour y of f_X . We know that there can be at most two neighbours of f_{X_1} in R_{X_1} because f_{X_1} is vertex

y and one neighbour of y is w_X , which is clearly not a vertex in R_{X_1} . Taking this fact into account we can write Equation (1) as

$$U_d \leq \max(\mu_U(2U_{d-1} + V_{d-1}), \mu_U(U_{d-1} + 2V_{d-1}), 3\mu_U V_{d-1}), \quad (2)$$

where we maximise over possible sub-cases. That is, if X is in U then at least one of the boundary pairs X_1, X_2 and X_3 must belong to the set V . A boundary pair that does not belong to V belongs to U . Notice that $\mu(X)$ is bounded from above by μ_U since $X \in U$. We can ignore the cases where f_X has fewer than three neighbours in R_X since these cases will definitely not be greater than the right-hand side of Equation (2).

In a similar way we can derive an equation for V_d . We have

$$V_d \leq \max(2\mu_V U_{d-1}, \mu_V(U_{d-1} + V_{d-1}), 2\mu_V V_{d-1}). \quad (3)$$

Notice that vertex f_X in a boundary pair $X \in V$ has at most two neighbours in R_X . When recursively moving into the two neighbours of f_X we obtain two boundary pairs X_1 and X_2 . These two boundary pairs can belong to U or V in any combination.

Now, we can try to find constants u and v such that for a constant $\epsilon > 0$

$$U_d \leq u(1 - \epsilon)^d$$

and

$$V_d \leq v(1 - \epsilon)^d$$

and Equation (2) and (3) are both satisfied. If such constants exist we have shown that $\Gamma_d(X) \leq k(1 - \epsilon)^d$ where $k = \max(u, v)$. In this particular example there are no such constants. If there was we would have shown exponential decay of Γ_d with five colours on the kagome lattice and this would imply strong spatial mixing (see Section 5 and 6). What we need to do in order to show exponential decay of Γ_d is to use more sets of boundary pairs (the sets corresponding to U and V above) and also be more careful when computing upper bounds on $\mu(X)$ when we know that the region R_X is larger than just a couple of vertices. It is exactly this approach we will use when showing exponential decay of Γ_d . We will introduce so many sets of boundary pairs and compute upper bounds on so many values of $\mu(X)$ that we need computer assistance. Therefore we have written programs in C to help us deriving all equations and μ -values. The next sections will describe the framework for this process. The sets $U_{f,i}$ are the sets corresponding to the sets U and V above and the values $m_{R_G,i}$ correspond to the upper bounds μ_U and μ_V . We will often talk about moving right, left or up. This is referring to recursively moving into the neighbours of f_X as we did above. Moving left from f_X is obviously moving into vertex y as the figures show, and moving up is moving into vertex x and moving right is moving into vertex z .

4.2 Four constraints

We define four *constraints* and any boundary pair X will satisfy at least one of them. See Figure 6. Let X be a boundary pair with edge s_X coloured c in B_X and c' in B'_X . The four constraints are defined as below.

Constraint 1 Vertex $y \in R_X$ and the colour of boundary edge (w_X, y) is c and $n_c \geq n_{c'}$,

Constraint 2 Vertex $y \in R_X$ and the colour of boundary edge (w_X, y) is c' and $n_c \geq n_{c'}$,

Constraint 3 Vertex $y \notin R_X$ and the colour of boundary edge (f_X, y) is c or c' ,

Constraint 4 Vertex $y \notin R_X$ (the colour of boundary edge (f_X, y) can be any colour).

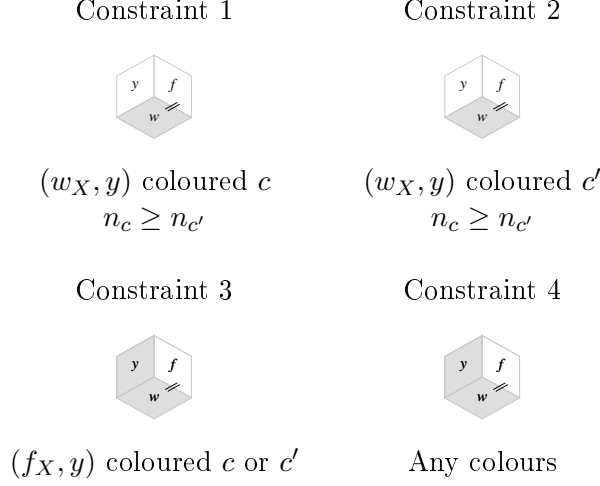


Figure 6. The four constraints. Any boundary pair X satisfies at least one of them. Edge s_X is coloured c in B_X and c' in B'_X .

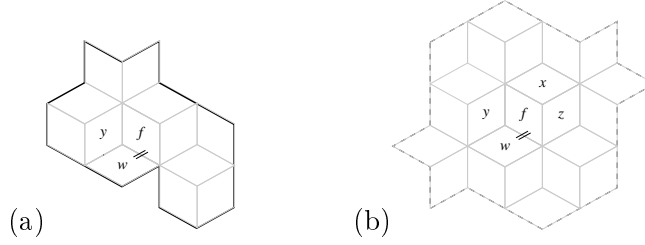


Figure 7. (a) The region F . (b) The region G .

Let F be the region in Figure 7(a). A *pattern* f on F maps each vertex of F to one of the three states *in*, *out* or *unconstrained*. A boundary pair X is *consistent* with f if no vertex $v \in F$ belongs to R_X if f maps v to out, and if vertex $v \in F$ belongs to R_X if f maps v to in.

Let F_P be a set of patterns on F such that any boundary pair X is consistent with *exactly* one pattern $f \in F_P$. Moreover, if boundary pair X is consistent with f then every boundary pair X' with $R_{X'} = R_X$ on the region F is consistent with f . For $i \in \{1, 2, 3, 4\}$ and $f \in F_P$ let

$$U_{f,i} = \{X \mid X \text{ is a boundary pair consistent with } f \text{ and satisfying constraint } i\}.$$

We define the function pat which takes a region R and computes the unique $f \in F_P$ such that there is a boundary pair X with $R_X = R$ on the region F and X is consistent with f .

4.3 Upper bounds on $\mu(X)$

Let G be the region in Figure 8(a). For a subregion R_G of G and $i \in \{1, 2, 3, 4\}$ let

$$A_{R_G,i} = \left\{ X \mid \begin{array}{l} X \text{ is a boundary pair satisfying constraint } i \text{ and} \\ R_G \text{ is the intersection of } R_X \text{ and } G \end{array} \right\}.$$

Now, suppose we have constants $m_{R_G,i}$ such that for all subregions R_G of G and $i \in \{1, 2, 3, 4\}$

$$m_{R_G,i} \geq \max_{X \in A_{R_G,i}} \mu(X). \quad (4)$$

These constants will be used in the inequalities derived in Section 4.6.

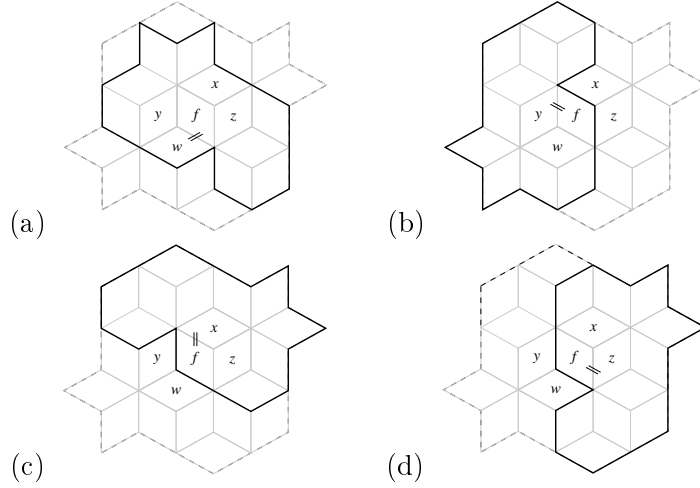


Figure 8. (a) Region G (dashed outline) and region F (solid outline). (b), (c) and (d) represent regions obtained from moving left, up and right, respectively.

4.4 Recurrences

Consider a boundary pair X . In the construction of T_X , for every pair of colours $c, c' \in Q$, $c \neq c'$, we introduce a child $r_{c,c'}$ of the root r . For each child $r_{c,c'}$ we construct three boundary pairs $X_{\text{left}}(c, c')$, $X_{\text{up}}(c, c')$, and $X_{\text{right}}(c, c')$ which represent the boundary pairs obtained from moving left (into vertex y), up (into vertex x) and right (into vertex z) from f_X . See Figure 8. We will omit writing the colours c, c' and write X_{left} , X_{up} , and X_{right} . The next sections will examine which boundary pairs X_{left} , X_{up} , and X_{right} can be obtained from a boundary pair X .

4.5 Deriving sets of boundary pairs

Let boundary pair X satisfy constraint $i = \{1, 2, 3, 4\}$ and let pattern $f = \text{pat}(R_X)$. Hence $X \in U_{f,i}$. We want to find all possible sets $U_{f_{\text{left}}, i_{\text{left}}}$, $U_{f_{\text{up}}, i_{\text{up}}}$ and $U_{f_{\text{right}}, i_{\text{right}}}$ such that $X_{\text{left}} \in U_{f_{\text{left}}, i_{\text{left}}}$, $X_{\text{up}} \in U_{f_{\text{up}}, i_{\text{up}}}$ and $X_{\text{right}} \in U_{f_{\text{right}}, i_{\text{right}}}$.

Let R_G be the intersection of G and R_X . Let R be the intersection of R_G and region F drawn with a solid line in Figure 8(a). Similarly, let R_{left} , R_{up} and R_{right} be the intersection of R_G and the regions drawn with solid lines in Figure 8(b), (c) and (d), respectively. Notice that all regions outlined with solid lines in Figure 8(a)–(d) are identical to region F in Figure 7(a). Let pattern $f_{\text{left}} = \text{pat}(R_{\text{left}})$, $f_{\text{up}} = \text{pat}(R_{\text{up}})$ and $f_{\text{right}} = \text{pat}(R_{\text{right}})$. Notice that $\text{pat}(R_{\text{left}}) = \text{pat}(R_{X_{\text{left}}})$, $\text{pat}(R_{\text{up}}) = \text{pat}(R_{X_{\text{up}}})$, $\text{pat}(R_{\text{right}}) = \text{pat}(R_{X_{\text{right}}})$ and $f = \text{pat}(R_X) = \text{pat}(R)$. In order to find the possible constraints i_{left} , i_{up} and i_{right} we use the case study in Figure 9. There we have covered all scenarios of possible values of i_{left} , i_{up} and i_{right} depending on boundary pair X . These values are not always unique, which is represented with different cases. In some cases the value of, say i_{left} is not defined. This happens when vertex y is not in R_X and it is impossible to move left from f_X . In this case we define $U_{f_{\text{left}}, i_{\text{left}}} = \emptyset$. Same holds for i_{up} and i_{right} when vertex x and z are not in R_X , respectively.

Example. Let X be a boundary pair satisfying constraint $i = 1$ with vertices x, y and z contained in R_X . See Figure 8. Let edge s_X be coloured c in B_X and c' in B'_X . Suppose edge (w_x, y) is coloured c and $n_c \geq n_{c'}$. Since $n_c \geq n_{c'}$ we have a discrepancy at vertex f_X only if f_X is coloured c and some other colour, say c'' . The region R is defined as the intersection of R_X and region F (outlined with a solid line) in Figure 8(a). We have $f = \text{pat}(R_X) = \text{pat}(R)$ and thus $X \in U_{f,1}$.

If $x \in R$ and $z \in R$ then

If $i = 1$ then

- Case 1 $i_{\text{left}} = 3, i_{\text{up}} = 1, i_{\text{right}} = 1$
- Case 2 $i_{\text{left}} = 3, i_{\text{up}} = 1, i_{\text{right}} = 2$
- Case 3 $i_{\text{left}} = 3, i_{\text{up}} = 2, i_{\text{right}} = 1$
- Case 4 $i_{\text{left}} = 3, i_{\text{up}} = 2, i_{\text{right}} = 2$

If $i = 2$ then

- Case 1 $i_{\text{left}} = 4, i_{\text{up}} = 1, i_{\text{right}} = 1$
- Case 2 $i_{\text{left}} = 4, i_{\text{up}} = 1, i_{\text{right}} = 2$
- Case 3 $i_{\text{left}} = 3, i_{\text{up}} = 2, i_{\text{right}} = 1$
- Case 4 $i_{\text{left}} = 3, i_{\text{up}} = 2, i_{\text{right}} = 2$

If $i = 3$ or $i = 4$ then

- Case 1 $i_{\text{up}} = 1, i_{\text{right}} = 1$
- Case 2 $i_{\text{up}} = 1, i_{\text{right}} = 2$
- Case 3 $i_{\text{up}} = 2, i_{\text{right}} = 1$
- Case 4 $i_{\text{up}} = 2, i_{\text{right}} = 2$

If $x \in R$ and $z \notin R$ then

If $i = 1$ then

- Case 1 $i_{\text{left}} = 3, i_{\text{up}} = 4$

If $i = 2$ then

- Case 1 $i_{\text{left}} = 4, i_{\text{up}} = 4$

If $i = 3$ or $i = 4$ then

- Case 1 $i_{\text{up}} = 4$

If $x \notin R$ and $z \in R$ then

If $i = 1$ then

- Case 1 $i_{\text{left}} = 3, i_{\text{right}} = 4$

If $i = 2$ then

- Case 1 $i_{\text{left}} = 4, i_{\text{right}} = 4$

If $i = 3$ or $i = 4$ then

- Case 1 $i_{\text{right}} = 4$

If $x \notin R$ and $z \notin R$ then

If $i = 1$ then

- Case 1 $i_{\text{left}} = 3$

If $i = 2$ then

- Case 1 $i_{\text{left}} = 4$

If $i = 3$ or $i = 4$ then

No cases

Figure 9. For a boundary pair X satisfying constraint i the boundary pairs X_{left} , X_{up} , and X_{right} obtained from moving left, up and right will satisfy the constraints i_{left} , i_{up} and i_{right} , respectively. The values i_{left} , i_{up} and i_{right} are not always unique which is represented with different cases.

Let X_{left} be the boundary pair obtained from moving left into y . Vertex w_X is not in $R_{X_{\text{left}}}$ and since edge (w_X, y) has colour c we know that X_{left} satisfies constraint 3. That is, $i_{\text{left}} = 3$. Region R_{left} is defined as the intersection of R_X and region F (outlined with a solid line) in Figure 8(b). Pattern $f_{\text{left}} = \text{pat}(R_{X_{\text{left}}}) = \text{pat}(R_{\text{left}})$ and thus $X_{\text{left}} \in U_{f_{\text{left}}, 3}$.

Let X_{up} be the boundary pair when moving up into x . Since vertex z is in R_X we know that X_{up} is satisfying either constraint 1 or 2, that is $i_{\text{up}} = 1$ or $i_{\text{up}} = 2$. Hence $X_{\text{up}} \in U_{f_{\text{up}}, 1}$ or $X_{\text{up}} \in U_{f_{\text{up}}, 2}$ where $f_{\text{up}} = \text{pat}(R_{X_{\text{up}}}) = \text{pat}(R_{\text{up}})$. Similarly, from moving right into z , we have $i_{\text{right}} = 1$ or $i_{\text{right}} = 2$. Hence $X_{\text{right}} \in U_{f_{\text{right}}, 1}$ or $X_{\text{right}} \in U_{f_{\text{right}}, 2}$ where $f_{\text{right}} = \text{pat}(R_{X_{\text{right}}}) = \text{pat}(R_{\text{right}})$.

This leaves us with four possible scenarios, represented by four cases in Figure 9:

- $i_{\text{left}} = 3, i_{\text{up}} = 1, i_{\text{right}} = 1,$
- $i_{\text{left}} = 3, i_{\text{up}} = 1, i_{\text{right}} = 2,$
- $i_{\text{left}} = 3, i_{\text{up}} = 2, i_{\text{right}} = 1,$ or
- $i_{\text{left}} = 3, i_{\text{up}} = 2, i_{\text{right}} = 2.$

4.6 Deriving inequalities

Let U^d denote the maximum of $\Gamma_d(X)$ over boundary pairs $X \in U$. If $U = \emptyset$ we define $U^d = 0$. In Section 4.5 we saw how to derive the sets $U_{f_{\text{left}}, i_{\text{left}}}$, $U_{f_{\text{up}}, i_{\text{up}}}$ and $U_{f_{\text{right}}, i_{\text{right}}}$ from a boundary pair X . Fix a subregion R_G of G and a constraint i and consider any $X \in A_{R_G, i}$. We have

$$\Gamma_{d-1}(X_{\text{left}}) \leq U_{f_{\text{left}}, i_{\text{left}}}^{d-1}, \quad \Gamma_{d-1}(X_{\text{up}}) \leq U_{f_{\text{up}}, i_{\text{up}}}^{d-1}, \quad \Gamma_{d-1}(X_{\text{right}}) \leq U_{f_{\text{right}}, i_{\text{right}}}^{d-1}.$$

We conclude that

$$\Gamma_d(X) \leq \max_{i_{\text{left}}, i_{\text{up}}, i_{\text{right}}} \mu(X) (U_{f_{\text{left}}, i_{\text{left}}}^{d-1} + U_{f_{\text{up}}, i_{\text{up}}}^{d-1} + U_{f_{\text{right}}, i_{\text{right}}}^{d-1}),$$

where the maximum is taken over possible cases covered in Figure 9. Since $X \in A_{R_G, i}$ we have from Equation (4) that $\mu(X) \leq m_{R_G, i}$. Hence,

$$\Gamma_d(X) \leq \max_{i_{\text{left}}, i_{\text{up}}, i_{\text{right}}} m_{R_G, i} (U_{f_{\text{left}}, i_{\text{left}}}^{d-1} + U_{f_{\text{up}}, i_{\text{up}}}^{d-1} + U_{f_{\text{right}}, i_{\text{right}}}^{d-1}).$$

Putting all choices of R_G together where $X \in A_{R_G, i}$ and $X \in U_{f, i}$ (fixed f and i) we have,

$$U_{f, i}^d \leq \max_{R_{f, i} \in B_{f, i}} \max_{i_{\text{left}}, i_{\text{up}}, i_{\text{right}}} m_{R_{f, i}, i} (U_{f_{\text{left}}, i_{\text{left}}}^{d-1} + U_{f_{\text{up}}, i_{\text{up}}}^{d-1} + U_{f_{\text{right}}, i_{\text{right}}}^{d-1}), \quad (5)$$

where the set $B_{f, i}$ contains all subregions R_G of G such that there is a boundary pair X such that $X \in A_{R_G, i}$ and $X \in U_{f, i}$. In other words, $B_{f, i}$ contains all subregions R_G of G such that $A_{R_G, i} \subseteq U_{f, i}$. The sets $U_{f_{\text{left}}, i_{\text{left}}}$, $U_{f_{\text{up}}, i_{\text{up}}}$ and $U_{f_{\text{right}}, i_{\text{right}}}$ are derived from $R_{f, i}$ and i in accordance with Section 4.5. Figure 9 specifies possible cases of i_{left} , i_{up} and i_{right} and the maximum is taken over each case.

Thus, for a given set F_P of patterns f we can derive all inequalities in Equation (5). It is important to notice that *any* boundary pair X and *every* move to the left, up and right will be captured by these inequalities. First, a boundary pair X will belong to one of the sets $U_{f, i}$. Secondly, the inequality bounding $U_{f, i}^d$ will take into account every scenario when moving left, up and right. The only information needed from X is the intersection of R_X and G as well as the constraint i which is satisfied by X .

5 Exponential decay and vertex discrepancies

We will prove the following lemma by computation.

Lemma 12 (Exponential decay of $\Gamma_d(X)$). *There exists a set F_P such that for $\epsilon = 1/1000$ and $d \geq 1$ we have*

$$U_{f,i}^d \leq 5(1 - \epsilon)^d$$

for every $f \in F_P$ and $i \in \{1, 2, 3, 4\}$. Furthermore,

$$\Gamma_d(X) \leq 5(1 - \epsilon)^d$$

for any boundary pair X .

Proof. In Section 8 we discuss details on the computer-assisted part of this proof. In particular, see Section 8.3 for details on the set F_P , constants $m_{R_G,i}$ satisfying Equation (4) and the constants $u_{f,i}$ used in this proof.

Instead of showing $U_{f,i}^d \leq 5(1 - \epsilon)^d$ we show $U_{f,i}^d \leq u_{f,i}(1 - \epsilon)^d$ where $2 \leq u_{f,i} \leq 5$ are constants associated with each set $U_{f,i}$. We will prove the lemma by induction. The base case is $d = 1$. For any boundary pair X we have

$$\Gamma(X) \leq \mu(X) \leq 1$$

and hence the base case follows from the fact that for any set $U_{f,i}$ we have

$$U_{f,i}^1 \leq 1 \leq u_{f,i}(1 - \epsilon).$$

The inductive step follows from the inequalities in Equation (5). Let

$$U_{f,i}^d \leq \max_{R_{f,i} \in B_{f,i}} \max_{i_{\text{left}}, i_{\text{up}}, i_{\text{right}}} m_{R_{f,i},i} (U_{f_{\text{left}},i_{\text{left}}}^{d-1} + U_{f_{\text{up}},i_{\text{up}}}^{d-1} + U_{f_{\text{right}},i_{\text{right}}}^{d-1})$$

be the inequality bounding the set $U_{f,i}$. In order to show that $U_{f,i}^d \leq u_{f,i}(1 - \epsilon)^d$ we show

$$U_{f,i}^d \leq \max_{R_{f,i} \in B_{f,i}} \max_{i_{\text{left}}, i_{\text{up}}, i_{\text{right}}} m_{R_{f,i},i} (U_{f_{\text{left}},i_{\text{left}}}^{d-1} + U_{f_{\text{up}},i_{\text{up}}}^{d-1} + U_{f_{\text{right}},i_{\text{right}}}^{d-1}) \leq u_{f,i}(1 - \epsilon)^d.$$

We will show that for every $R_{f,i} \in B_{f,i}$ and $i_{\text{left}}, i_{\text{up}}$ and i_{right} we have

$$m_{R_{f,i},i} (U_{f_{\text{left}},i_{\text{left}}}^{d-1} + U_{f_{\text{up}},i_{\text{up}}}^{d-1} + U_{f_{\text{right}},i_{\text{right}}}^{d-1}) \leq u_{f,i}(1 - \epsilon)^d.$$

Let $u_{f_{\text{left}},i_{\text{left}}}$, $u_{f_{\text{up}},i_{\text{up}}}$ and $u_{f_{\text{right}},i_{\text{right}}}$ be the constants associated with the sets $U_{f_{\text{left}},i_{\text{left}}}$, $U_{f_{\text{up}},i_{\text{up}}}$ and $U_{f_{\text{right}},i_{\text{right}}}$. Using the inductive hypothesis we have

$$m_{R_{f,i},i} (U_{f_{\text{left}},i_{\text{left}}}^{d-1} + U_{f_{\text{up}},i_{\text{up}}}^{d-1} + U_{f_{\text{right}},i_{\text{right}}}^{d-1}) \leq m_{R_{f,i},i} (u_{f_{\text{left}},i_{\text{left}}} + u_{f_{\text{up}},i_{\text{up}}} + u_{f_{\text{right}},i_{\text{right}}}) (1 - \epsilon)^{d-1},$$

which we can verify is less than or equal to

$$u_{f,i}(1 - \epsilon)^d.$$

That is, we verify that

$$m_{R_{f,i},i} (u_{f_{\text{left}},i_{\text{left}}} + u_{f_{\text{up}},i_{\text{up}}} + u_{f_{\text{right}},i_{\text{right}}}) \leq u_{f,i}(1 - \epsilon). \quad (6)$$

By computation we can verify this for each inequality. See Section 8.3. We conclude that

$$U_{f,i}^d \leq u_{f,i}(1 - \epsilon)^d \leq 5(1 - \epsilon)^d$$

for every $f \in F_P$ and $i \in \{1, 2, 3, 4\}$. Since any boundary pair X belongs to at least one of the sets $U_{f,i}$ we also have

$$\Gamma_d(X) \leq 5(1 - \epsilon)^d.$$

□

For a boundary pair X let $d(f, s_X)$ be the distance between a vertex $f \in R_X$ and edge s_X . We have the following lemma.

Lemma 13. *For any boundary pair X there exists a coupling Ψ of π_{B_X} and $\pi_{B'_X}$ such that, for $\epsilon = 1/1000$ and all $f \in R_X$,*

$$\mathbb{E}[1_\Psi, f] \leq \frac{5}{\epsilon}(1 - \epsilon)^{d(f, s_X)}.$$

Furthermore,

$$\sum_{f \in R_X} \mathbb{E}[1_\Psi, f] \leq \frac{5(1 - \epsilon)}{\epsilon}.$$

Proof. From Lemma 7 and 12 we have

$$\mathbb{E}[1_\Psi, f] \leq \sum_{d \geq d(f, s_X)} \Gamma_d(X) \leq \sum_{d \geq d(f, s_X)} 5(1 - \epsilon)^d = \frac{5}{\epsilon}(1 - \epsilon)^{d(f, s_X)}.$$

Similarly,

$$\sum_{f \in R_X} \mathbb{E}[1_\Psi, f] \leq \sum_{d \geq 1} \Gamma_d(X) \leq \sum_{d \geq 1} 5(1 - \epsilon)^d = \frac{5(1 - \epsilon)}{\epsilon}.$$

□

5.1 Vertex discrepancies

In addition to boundary pairs we define a *vertex-boundary pair* as follows.

Definition 14 (Vertex-boundary pair). A vertex-boundary pair X consists of

- a non-empty finite region R_X of the kagome lattice,
- a distinguished vertex v_X in ∂R_X , and
- a pair $(\mathcal{B}_X, \mathcal{B}'_X)$ of colourings of ∂R_X (using the colours $\{0\} \cup Q$) which differ only on the vertex v_X . We require that the two colours $\mathcal{B}_X(v_X)$ and $\mathcal{B}'_X(v_X)$ are both in Q .

We use $\pi_{\mathcal{B}_X}$ and $\pi_{\mathcal{B}'_X}$ to denote the uniform distribution on proper colourings of R_X consistent with the boundary colouring \mathcal{B}_X and \mathcal{B}'_X , respectively.

Let X be a vertex-boundary pair and let $d(f, v_X)$ be the distance between the distinguished vertex $f \in R_X$ and v_X . We have the following lemma.

Lemma 15. *For every vertex-boundary pair X there is a coupling Ψ of $\pi_{\mathcal{B}_X}$ and $\pi_{\mathcal{B}'_X}$ such that, for $\epsilon = 1/1000$ and for all $f \in R_X$,*

$$\mathbb{E}[1_\Psi, f] \leq \frac{30}{\epsilon}(1 - \epsilon)^{d(f, v_X) - 1}.$$

Furthermore,

$$\sum_{f \in R_X} \mathbb{E}[1_\Psi, f] \leq \frac{30(1 - \epsilon)}{\epsilon} = 29970.$$

Proof. The proof is a repetition of the proof of Lemma 34 in [5] only with a few adjustments for the kagome lattice. We break the difference in a single vertex into the sum of differences in the edges that bound it. First suppose that v_X has a neighbour $y \notin R_X$ (not necessarily the vertex y in the figures). Let e_1, \dots, e_k be the boundary edges of R_X that are adjacent to v_X (the discrepancy vertex). Label these clockwise so that there is at least one non-boundary edge between e_k and e_1 . Let $(\mathcal{B}_X, \mathcal{B}'_X)$ be the pair of colourings of ∂R_X which differ only on vertex v_X . Let X_i be the boundary pair consisting of region R_X , the distinguished edge e_i , a colouring B of the boundary of R_X that agrees with \mathcal{B}_X except that edges e_1, \dots, e_{i-1} are coloured with colour $\mathcal{B}'_X(v_X)$ and e_i, \dots, e_k are coloured with colour $\mathcal{B}_X(v_X)$ and a colouring B' that is the same as B except that it colours e_i with colour $\mathcal{B}'_X(v_X)$. We construct a coupling of $\pi_{\mathcal{B}_X}$ and $\pi_{\mathcal{B}'_X}$ by composing couplings Ψ_1, \dots, Ψ_k of X_1, \dots, X_k . Using Lemma 13 we now have

$$\mathbb{E}[1_\Psi, f] \leq \sum_{i=1}^k \mathbb{E}[1_{\Psi_i, f}] \leq \sum_{i=1}^k \frac{5}{\epsilon} (1 - \epsilon)^{d(f, v_X)} \leq \frac{15}{\epsilon} (1 - \epsilon)^{d(f, v_X)},$$

since k is at most 3.

Now we must deal with the case in which all neighbours of v_X are in R_X . A technical detail arises here because we cannot label the edges e_1, \dots, e_k clockwise so that there is at least one non-boundary edge between e_k and e_1 . Let y be any neighbour of v_X . Let Ψ' be any coupling of $\pi_{\mathcal{B}_X}$ and $\pi_{\mathcal{B}'_X}$. Let (C, C') be the random variable corresponding to the pair of colourings in $S(\mathcal{B}) \times S(\mathcal{B}'_X)$ drawn from Ψ' . We will choose the colour of y in C and C' according to Ψ' . To complete the construction of Ψ , for every pair (c, c') , we will let $\mathcal{B}(c)$ denote the vertex-boundary of $R_X - \{y\}$ which agrees with \mathcal{B} except that y is coloured c and we will let $\mathcal{B}'(c')$ denote the vertex-boundary of $R_X - \{y\}$ which agrees with \mathcal{B}' except that y is coloured c' . We will construct a coupling of $\mathcal{B}(c)$ and $\mathcal{B}'_X(c')$ by composing the couplings of up to 6 boundary pairs X_1, \dots, X_k , where k is at most 6. These boundary pairs correspond to discrepancies on the 3 boundary edges of vertex v_x and the up-to-3 boundary edges on vertex y . Let Ψ_1, \dots, Ψ_k be couplings of X_1, \dots, X_k . Using Lemma 13 we now have

$$\mathbb{E}[1_\Psi, f] \leq \sum_{i=1}^k \mathbb{E}[1_{\Psi_i, f}] \leq \sum_{i=1}^k \frac{5}{\epsilon} (1 - \epsilon)^{d(f, v_X) - 1} \leq \frac{30}{\epsilon} (1 - \epsilon)^{d(f, v_X) - 1},$$

since k is at most 6. The term -1 in the exponent comes from the fact that the distance from a vertex f to the discrepancy edge may be one less than $d(f, v_X)$.

Furthermore, using Lemma 13,

$$\sum_{f \in R_X} \mathbb{E}[1_\Psi, f] \leq \sum_{f \in R_X} \sum_{i=1}^k \mathbb{E}[1_{\Psi_i, f}] = \sum_{i=1}^k \sum_{f \in R_X} \mathbb{E}[1_{\Psi_i, f}] \leq \sum_{i=1}^k \frac{5(1 - \epsilon)}{\epsilon} \leq \frac{30(1 - \epsilon)}{\epsilon} = 29970,$$

since k is at most 6 and $\epsilon = 1/1000$. □

6 Proof of Theorem 2 (strong spatial mixing)

The proof of Theorem 2, strong spatial mixing, now follows below. When showing rapid mixing we are not using this theorem directly but using Lemma 15 instead. However, Theorem 2 is an immediate consequence of Lemma 15.

Proof of Theorem 2 (Strong spatial mixing). The total variation distance of $\pi_{\mathcal{B}, \Lambda}$ and $\pi_{\mathcal{B}', \Lambda}$ is at most the probability that the induced colourings of Λ differ in the coupling Ψ from Lemma 15.

This is at most $\sum_{f \in \Lambda} \mathbb{E}[1_\Psi, f]$. Using Lemma 15 we have

$$\begin{aligned} d_{\text{tv}}(\pi_{\mathcal{B}, \Lambda}, \pi_{\mathcal{B}', \Lambda}) &\leq \sum_{f \in \Lambda} \mathbb{E}[1_\Psi, f] \\ &\leq |\Lambda| \frac{30}{\epsilon} (1 - \epsilon)^{d(v_X, \Lambda) - 1} \\ &= |\Lambda| \frac{30}{\epsilon(1 - \epsilon)} (1 - \epsilon)^{d(v_X, \Lambda)}. \end{aligned}$$

Now we can take $\beta = \frac{30}{\epsilon(1 - \epsilon)}$ and $\beta' = -\ln(1 - \epsilon)$, where $\epsilon = 1/1000$. \square

7 Rapid mixing

Let L be the infinite kagome lattice and let R be a finite subregion of L . Our goal is to sample from the set of proper 5-colourings of R . We will concentrate on the case where the boundary ∂R is not coloured since Glauber dynamics is not necessarily ergodic for some colourings of ∂R (see Section 1.3).

For a vertex $f \in L$ and a non-negative integer d let $\text{Ball}_d(f)$ denote the set of vertices that are at most distance d from f . Let $R_f = \text{Ball}_d(f) \cap R$ and let

$$R^* = \{f \in L \mid R_f \neq \emptyset\}.$$

Lemma 16. *The ratio between the size of the boundary and the volume of a ball with radius $d \geq 1$ on the kagome lattice is*

$$\frac{|\partial \text{Ball}_d|}{|\text{Ball}_d|} \leq \frac{32(d + 1)}{d^2}.$$

Proof. First let Ball_d be a ball with radius d centred at a vertex in V_{even} of the kagome lattice. By symmetry we can centre the ball at the origin (see Figure 1(b) on page 2 for an illustration of the kagome lattice in a coordinate system). Let ∂Ball_d be the boundary vertices for Ball_d .

First we will derive a lower bound on $|\text{Ball}_d|$. From the definition of the kagome lattice we know that the topmost (highest y -coordinate) vertex in Ball_d will be at y -coordinate d and hence there will be a boundary vertex at y -coordinate $d + 1$. Furthermore there will be at least one boundary vertex at each odd y -coordinate between the origin and the boundary vertex at y -coordinate $d + 1$. This is because at each such odd y -coordinate y there will be a rightmost vertex (x, y) in Ball_d and this vertex will have a neighbour $(x + 2, y)$ which must be a boundary vertex. Thus,

$$|\partial \text{Ball}_d| \geq (d + 1)/2. \tag{7}$$

We notice that $\partial \text{Ball}_d \cap \partial \text{Ball}_{d+1} = \emptyset$ since increasing the radius of the ball from d to $d + 1$ will make every vertex in ∂Ball_d become a vertex in Ball_{d+1} . Hence we have

$$\bigcup_{i=0}^{d-1} \partial \text{Ball}_i \subseteq \text{Ball}_d$$

and

$$\sum_{i=0}^{d-1} |\partial \text{Ball}_i| \leq |\text{Ball}_d|.$$

From Equation (7) we have

$$\sum_{i=0}^{d-1} |\partial \text{Ball}_i| \geq \sum_{i=0}^{d-1} \frac{i + 1}{2} \geq \frac{d^2}{4}$$

and therefore

$$|\text{Ball}_d| \geq \frac{d^2}{4}.$$

Now we will derive an upper bound on $|\partial\text{Ball}_d|$. We will use the fact that for any given x -coordinate there are at most two boundary vertices with this x -coordinate. We prove this in the following way.

First we will show that for any two vertices with the same x -coordinate the shortest paths from the origin (vertex $(0,0)$) to these two vertices have different length (if their y -coordinates have the same sign). Let $v_{\text{up}} = (i, j_{\text{up}}) \in V_{\text{odd}}$. Let $v_{\text{low}} = (i, j_{\text{low}})$ be at the same odd x -coordinate i as v_{up} and assume $1 \leq j_{\text{low}} < j_{\text{up}}$. Notice that j_{up} and j_{low} are both odd. Along a shortest path from the origin (vertex $(0,0)$) to v_{up} we must pass a vertex $v_{\text{pass}} = (i_{\text{pass}}, j_{\text{low}}) \in V_{\text{odd}}$ at y -coordinate j_{low} . From v_{pass} we can reach v_{low} in $|i - i_{\text{pass}}|/2$ steps. To reach v_{up} from v_{pass} we need more steps than that since some steps must be used to go upwards. An upward step changes the x -coordinate only by one. Thus the shortest path from the origin to v_{low} is shorter than the shortest path from the origin to v_{up} . Now, consider the ball Ball_d centred at the origin. If v_{up} is a boundary vertex to Ball_d then v_{low} must be a vertex in Ball_d . We can use the same reasoning for vertices below the x -axis. The conclusion is that for any ball centred at the origin there are at most two boundary vertices with the same odd x -coordinate. We will now show the same fact for even x -coordinates.

Let $v_{\text{up}} = (i, j_{\text{up}}) \in V_{\text{even}}$. Let $v_{\text{low}} = (i, j_{\text{even}})$ be at the same even x -coordinate i as v_{up} and assume $2 \leq j_{\text{low}} < j_{\text{up}}$. Notice that j_{up} and j_{low} are both even. Along a shortest path from the origin to v_{up} we must pass a vertex $v_{\text{pass}} = (i_{\text{pass}}, j_{\text{low}} - 1) \in V_{\text{odd}}$ at y -coordinate $j_{\text{low}} - 1$. From v_{pass} we can reach v_{low} in $\min(|(i - 1) - i_{\text{pass}}|/2 + 1, |(i + 1) - i_{\text{pass}}|/2 + 1)$ steps. We take the minimum because we do not know if i_{pass} is greater than or smaller than i . The last plus one comes from the fact that we need to go upwards one step to reach v_{low} . To reach v_{up} from v_{pass} we need more steps since more steps must be used to go upwards. Again, an upward step changes the x -coordinate only by one. Therefore the shortest path from the origin to v_{low} is shorter than the shortest path from the origin to v_{up} . Hence, if v_{up} is a boundary vertex to Ball_d then v_{low} must be a vertex in Ball_d . We can use the same reasoning for vertices below the x -axis. Also we can reason in the same way for the special case where $j_{\text{low}} = 0$. Like for odd x -coordinates we have that for any ball centred at the origin there are at most two boundary vertices with the same even x -coordinate.

For a ball with radius d we know that all boundary vertices will be within x -coordinate distance $2(d + 1)$ from the origin since edges are only between vertices differing by at most two in any coordinate. That is, the leftmost and rightmost boundary vertex are at most $4(d + 1)$ x -coordinate distances apart. Since there are at most two boundary vertices with the same x -coordinate we have

$$|\partial\text{Ball}_d| \leq 2 \cdot 4(d + 1) = 8(d + 1).$$

The ratio between the size of the boundary and the volume of a ball with radius d is therefore

$$\frac{|\partial\text{Ball}_d|}{|\text{Ball}_d|} \leq \frac{8(d + 1)}{d^2/4} = \frac{32(d + 1)}{d^2}.$$

Finally we will show the same ratio for a ball centred at a vertex in V_{odd} of the kagome lattice. By symmetry we let Ball_d now be centred at coordinate $(1, 1)$. We use the same idea as above and the same bounds for $|\partial\text{Ball}_d|$ will be obtained. Only technical details differ. When deriving a lower bound on $|\partial\text{Ball}_d|$ we notice that there will be a boundary vertex at each odd y -coordinate between $y = 1$ and $y = d + 2$. Therefore the lower bound $|\partial\text{Ball}_d| \geq (d + 1)/2$ still holds. For the upper bound on $|\partial\text{Ball}_d|$ we use the same argument as before, proving that at most two boundary vertices can have the same x -coordinate. Instead of having the origin $(0, 0)$

as an endpoint of the shortest path we start the shortest path at coordinate $(1, 1)$. In a similar manner as before we show that at most one boundary vertex can exist at a specific x -coordinate above and below $y = 1$, respectively. All together this gives an upper bound $|\partial\text{Ball}_d| \leq 8(d+1)$, and the upper bound on the ratio $|\partial\text{Ball}_d|/|\text{Ball}_d|$ is obtained. \square

Let \mathcal{M}'_d be the heat-bath Markov chain where the state space is all 5-colourings (proper and improper) of R and the transitions are as follows: \mathcal{M}'_d makes a transition from a state σ by choosing a vertex $f \in R^*$ uniformly at random. Let \mathcal{B}_f be the colouring of ∂R_f induced by σ . To make the transition from σ , recolour the vertices in R_f by sampling from $\pi_{\mathcal{B}_f}$, the uniform distribution of proper colourings of the region R_f consistent with \mathcal{B}_f .

Let $P_d^m(\sigma, \theta)$ denote the transition probability of going from state σ to θ in m steps in Markov chain \mathcal{M}_d . If $m = 1$ we write $P_d(\sigma, \theta)$.

We have the following Theorem.

Lemma 17. *Let R denote a finite subregion of the kagome lattice. For a constant integer $d \geq 1$ the Markov chain \mathcal{M}'_d is rapidly mixing on the set of 5-colourings (proper and improper) of R if the boundary of R is free, that is not coloured.*

Proof. This proof follows closely part one of the proof of Lemma 8 in [5]. From Lemma 16 we have that the ratio between the size of the boundary and the volume of a ball with radius d can be made arbitrarily small. The ratio is bounded above by $32(d+1)/d^2$ and now fix the radius to, say $d = 959073$ such that this ratio is less than $1/29971$.

We will use path coupling (see [1]) to prove rapid mixing of the Markov chain \mathcal{M}'_d . The distance measure we use is the Hamming distance. Let σ and θ be two colourings (not necessarily proper) of R that differ only at vertex $v \in R$. Then the Hamming distance between σ and θ is 1. We will consider the coupled transition from the pair (σ, θ) to a new pair of colourings (σ', θ') and show that the expected Hamming distance between σ' and θ' is less than 1.

Let f be the vertex at the centre of the ball we update. We use the same ball for both σ and θ . Vertex f is chosen uniformly at random from R^* . If the discrepancy vertex v is contained in $\text{Ball}_d(f)$ the Hamming distance between σ and θ will decrease by 1 since we can recolour the ball with the same proper colouring for both σ and θ and obtain $\sigma' = \theta'$. The only situation in which the Hamming distance could increase is when vertex v is at the border of $\text{Ball}_d(f)$. We define

$$\mathcal{H}_d(v) = \{f \in R^* \mid v \in \partial R_f\}.$$

Then $|\mathcal{H}_d(v)|$ is an upper bound on the number of vertices whose selection can increase the distance in the new pair (σ', θ') . We can couple the distributions of proper colourings of the ball for σ and θ and apply Lemma 15 which says that the expected number of introduced discrepancies between σ' and θ' in the ball is bounded above by a constant, namely 29970. Adding it all up, we see that the expected Hamming distance between σ' and θ' is at most

$$1 - 1 \cdot \frac{|\text{Ball}_d(v)|}{|R^*|} + 29970 \cdot \frac{|\mathcal{H}_d(v)|}{|R^*|} = 1 - \frac{|\text{Ball}_d(v)| - 29970|\mathcal{H}_d(v)|}{|R^*|}.$$

From the choice of d (say $d = 959073$), Lemma 16 and using $\mathcal{H}_d(v) \subseteq \partial\text{Ball}_d(v)$, we have

$$\begin{aligned} |\text{Ball}_d(v)| - 29970|\mathcal{H}_d(v)| &\geq \frac{d^2}{32(d+1)}|\partial\text{Ball}_d(v)| - 29970|\partial\text{Ball}_d(v)| \\ &= |\partial\text{Ball}_d(v)|\left(\frac{d^2}{32(d+1)} - 29970\right) \\ &\geq |\partial\text{Ball}_d(v)| \\ &\geq 1. \end{aligned}$$

Thus, the expected Hamming distance between σ' and θ' is at most $1 - 1/|R^*|$.

In [5], Theorem 35 gives an upper bound on the mixing time of the Markov chain \mathcal{M}'_d provided we know the expected Hamming distance between σ' and θ' . Since we know this distance is no more than $1 - 1/|R^*|$ we can take $\beta = 1 - 1/|R^*|$ and $D = n$ (see Theorem 35 in [5] and in particular [1] for details) and conclude that the mixing time

$$\tau_{\mathcal{M}_d}(\delta) \in O(n \log \frac{n}{\delta}). \quad (8)$$

Hence we have rapid mixing. Notice that our choice of the radius d is 959073. \square

We have shown that the Markov chain \mathcal{M}'_d is rapidly mixing on the set of all (proper and improper) colourings. Now, let \mathcal{M}_d be the Markov chain defined exactly like \mathcal{M}'_d but with the state space being only the proper colourings of R . Notice that \mathcal{M}_0 is Glauber dynamics. From Lemma 17 we have the following corollary.

Corollary 18. *Let R denote a finite subregion of the kagome lattice. For a constant integer $d \geq 1$ the Markov chain \mathcal{M}_d is rapidly mixing on the set of proper 5-colourings of R if the boundary of R is free, that is not coloured.*

7.1 Proof of Theorem 5 (rapidly mixing Glauber dynamics)

We will now use Corollary 18 and show that the rapid mixing result for \mathcal{M}_d (d is a sufficiently large constant) can be used to prove rapid mixing for Glauber dynamics \mathcal{M}_0 . This result is stated in Theorem 5 and the proof follows next.

Proof of Theorem 5 (Rapidly mixing Glauber dynamics). This proof follows part 2 of the proof of Theorem 8 in [5]. Using the concept of flows we will show rapid mixing of \mathcal{M}_0 , Glauber dynamics, by comparison of the Markov chain \mathcal{M}_d which we know from Corollary 18 is rapidly mixing. Again, d is a constant sufficiently large for which Corollary 18 holds. The concept of Markov chain comparison and flows is explained in [2].

Suppose ϕ is a $(\mathcal{M}_0, \mathcal{M}_d)$ -flow. Let $c = \min_{\sigma} P_0(\sigma, \sigma)$ and note that $c \geq 1/5$ (since we are using 5 colours). The minimum is taken over all states of \mathcal{M}_0 . Observation 13 in [2] says that for any $0 < \delta' < 1/2$ we have

$$\tau(\mathcal{M}_0, \delta) \leq \max \left\{ A(\phi) \left[\frac{\tau(\mathcal{M}_d, \delta')}{\ln \frac{1}{2\delta'}} + 1 \right], \frac{1}{2c} \right\} \ln \frac{1}{\delta \cdot \pi_{\min}}, \quad (9)$$

where $\pi_{\min} = \min_{\sigma} \pi(\sigma)$ and π is the stationary distribution of \mathcal{M}_0 (which is identical to the stationary distribution of \mathcal{M}_d). Notice that π is the uniform distribution on proper colourings of R .

Suppose we take $\delta' = 1/n$ and use the upper bound on $\tau_{\mathcal{M}_d}(\delta')$ in Equation 8 we have $\tau_{\mathcal{M}_d}(\delta') \in O(n \log n)$. In next section we will see that $A(\phi) \in O(1)$. Using this fact and Equation 9 we have

$$\tau(\mathcal{M}_0, \delta) \leq \max \left\{ O(1) \left[\frac{O(n \log n)}{\ln \frac{n}{2}} + 1 \right], O(1) \right\} \ln \frac{1}{\delta \cdot \pi_{\min}} = O(n) \cdot \ln \frac{1}{\delta \cdot \pi_{\min}}.$$

There are no more than 5^n colourings of R so $\ln(1/\pi_{\min}) \in O(n)$. Thus

$$\tau(\mathcal{M}_0, \delta) \in O \left(n(n + \log \frac{1}{\delta}) \right)$$

which proves rapid mixing for \mathcal{M}_0 . \square

7.2 Bounding $A(\phi)$

In order to establish an upper bound on $\tau(\mathcal{M}_0, \delta)$ in the proof of Theorem 5 we will bound the congestion $A(\phi)$ of a flow ϕ to $O(1)$. To do this we will describe how to construct the flow ϕ . We will use Lemma 20 which specifies a path of single-vertex updates. In order to prove Lemma 20 we use Lemma 19. They are both stated at the end of this section.

For $i = \{0, d\}$, let E_i be the set of pairs of distinct colourings (σ, θ) with $P_i(\sigma, \theta) > 0$. For every pair of states $(\sigma, \theta) \in E_d$, let $\mathcal{P}_{\sigma, \theta}$ be the set of paths from σ to θ using transitions of \mathcal{M}_0 . See Section 7.3 in [5] for details.

For every pair $(\sigma, \theta) \in E_d$ let $\gamma_{\sigma, \theta} \in \mathcal{P}_{\sigma, \theta}$ be a path of states of \mathcal{M}_0 constructed in Lemma 20 which takes us from σ to θ . We assign all of the flow from σ to θ to path $\gamma_{\sigma, \theta}$. That is, $\phi(\gamma_{\sigma, \theta}) = P_d(\sigma, \theta)\pi(\sigma)$.

We will now show that $A(\phi) \in O(1)$. Let σ' and θ' , where $(\sigma', \theta') \in E_0$, be two colourings that disagree on vertex x . Now

$$A_{\sigma', \theta'}(\phi) = \frac{1}{\pi(\sigma')P_0(\sigma', \theta')} \left(\sum_{(\sigma, \theta) \in E_d: (\sigma', \theta') \in \gamma_{\sigma, \theta}} |\gamma_{\sigma, \theta}| P_d(\sigma, \theta) \pi(\sigma) \right).$$

Since π is uniform and all of the path length are $O(1)$ (see Lemma 20), this simplifies to

$$A_{\sigma', \theta'}(\phi) = O(1) \cdot \left(\sum_{(\sigma, \theta) \in E_d: (\sigma', \theta') \in \gamma_{\sigma, \theta}} \frac{P_d(\sigma, \theta)}{P_0(\sigma', \theta')} \right).$$

There are only $O(1)$ pairs (σ, θ) in the summation since σ and θ agree with σ' except in a constant-sized ball around x . Since $\sigma \neq \theta$, $P_d(\sigma, \theta) \in O(1/n)$, and $P_0(\sigma', \theta') \in \Omega(1/n)$. Therefore $P_d(\sigma, \theta)/P_0(\sigma', \theta') \in O(1)$ and

$$A_{\sigma', \theta'}(\phi) \in O(1).$$

Thus the congestion $A(\phi) = \max_{(\sigma', \theta') \in E_0} A_{\sigma', \theta'}(\phi) \in O(1)$.

Here follows the two lemmas used to construct a series of single-vertex updates from σ to θ .

Lemma 19. *It is not possible to colour the region in Figure 10(a) with a proper 5-colouring such that no vertex has two neighbours with the same colour.*

Proof. We will step by step colour the region in such a way that we do not introduce any vertex with two neighbours having the same colour. However, we will see that eventually we are forced to introduce such a vertex. Without loss of generality we can assign colours to some of the vertices of the region in Figure 10(a), making sure no vertex has two neighbours with the same colour. One such colouring is shown in Figure 10(b). From this colouring we keep colouring vertices such that no vertex has two neighbours with the same colour. We are forced to assign colours according to Figure 10(c), where the two colours in a square represent the colours to be assigned to the two vertices overlapped by the square, in any order. For instance, the two vertices next to the vertex coloured 5 have to be coloured 3 and 4. Otherwise the vertex coloured 5 would have two neighbours of the same colour. Similarly the vertices below the vertex coloured 3 have to be coloured 1 and 5. The two vertices in the bottom left corner have to be coloured 2 and 4, otherwise the vertex adjacent to them both (which has colour 1 or 5) will have two neighbours of the same colour. Notice that only proper colourings are allowed. From the colourings in Figure 10(c) we have to choose the colouring in Figure 10(d). Notice that we need to choose the vertices coloured 4 as far apart as possible. Otherwise one vertex will have two neighbours coloured 4. We keep colouring vertices and obtain the colouring in Figure 10(e), which forces us

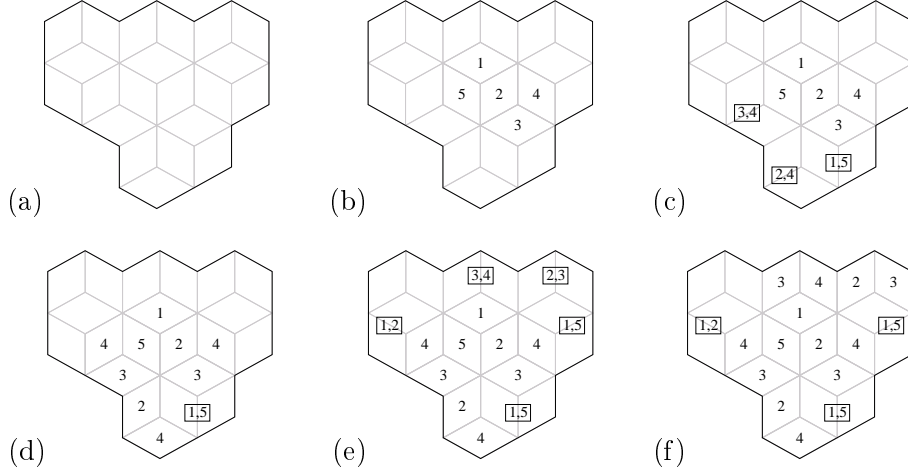


Figure 10. According to Lemma 19 the region in (a) cannot be colored with a proper 5-colouring such that no vertex has two neighbours with the same colour. The colourings in (b)–(f) are used in the proof of Lemma 19.

to choose the colouring in Figure 10(f). Now, it is impossible to colour the two top left vertices without introducing a vertex with two neighbours with the same colour. \square

Lemma 20. *Let R be a finite region of the kagome lattice and let the boundary of R be free, that is not coloured. Let σ and θ be any two proper colourings of R that differ only on vertices within a ball of radius d centred around a vertex $f \in R^*$. Then it is possible to get from σ to θ in $O(d)$ number of single-vertex updates such that all updated vertices are within a ball of radius $d + 7$ centred around vertex f .*

Proof. We will show that the Hamming distance between σ and θ can be decreased by at least one with a constant number of single-vertex updates applied to σ , where the updates take place within a ball of radius 7.

First choose one vertex v that differ in σ and θ . If possible, recolour v to the colour it has in θ . This would decrease the Hamming distance by one between σ and θ . If this is not possible there must be one or two neighbours of v in σ having the same colour as v in θ . There cannot be more than two such neighbours since σ and θ are proper colourings. Without loss of generality assume v has colour 1 in σ and colour 2 in θ .

If v has *two neighbours* in σ with colour 2 we will first show that one of these neighbours can be recoloured to some other colour than 2. Let w be one of the two neighbours of v with colour 2 in σ . Notice that vertex w is not coloured 2 in θ since v has colour 2 in θ . If possible, recolour w to some other colour than 2. If this is not possible, w is “locked” and must have three neighbours with colours 3, 4 and 5. In this case, first recolour v (possible since v has two neighbours of colour 2), then recolour w to colour 1. Now vertex v has a new colour but only one neighbour of v has colour 2. Hence the scenario where v had two neighbours with colour 2 is now reduced to the scenario where only *one neighbour* of v has colour 2. Remember that colour 2 is the colour of v in θ . This was achieved with at most two single-vertex updates. Next we will consider the scenario where v has exactly one neighbour with colour 2.

Assume v has colour 1 in σ and colour 2 in θ , and exactly one neighbour w of v has colour 2 in σ . Notice that w does not have colour 2 in θ . We cannot recolour v to colour 2 before recolouring w to some other colour than 2. If possible, first recolour w to something else than 2 and then recolour v to 2. If this is not possible vertex w must have four neighbours with colours 1, 3, 4 and 5. We will now analyse this case. Without loss of generality consider the region in

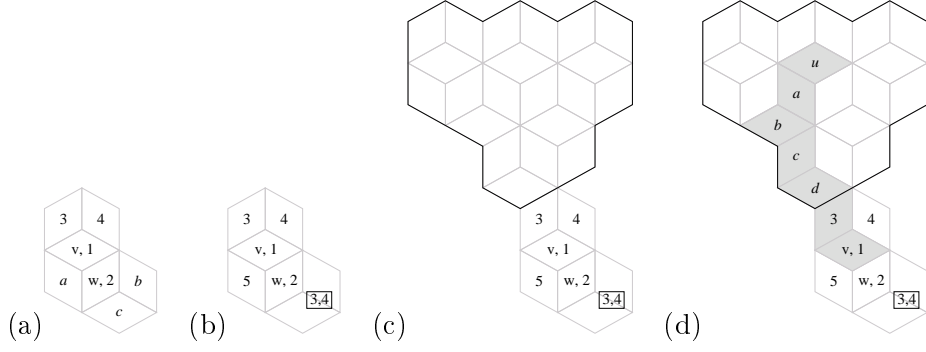


Figure 11. Diagrams used in the proof of Lemma 20.

Figure 11(a) where the vertex coloured 1 is v and the vertex with colour 2 is w . Assuming v has four neighbours we can choose the colours of two of them to be 3 and 4. They cannot be 2 since v has only one neighbour (w) with colour 2. For now we will assume that no vertices we are dealing with are boundary vertices. We will take care of this case later. If vertex a is coloured 3 or 4 then either b or c is coloured 5 since w has neighbours coloured 1, 3, 4 and 5. Then we can first recolour v to 5, then recolour w to 1 and finally recolour v to 2. We have now decreased the Hamming distance by at least one (by two if w is coloured 1 in θ). The last case to consider is when vertex a is coloured 5. See Figure 11(b) for this scenario. The two vertices overlapped by the square are coloured 3 and 4 in any order. This is the trickiest case and we will use Lemma 19 to show that we can recolour v to 2 without changing the colour of any other vertex except w (which will be recoloured to 1). Consider Figure 11(c). Again we assume that all vertices in the figure are vertices in the region R . We will deal with boundary vertices later. From Lemma 19 we know that there must be at least one vertex u inside the big region that has two neighbours of the same colour. Consider any *shortest path* from v to vertex u such that the path goes from v to the neighbour above coloured 3 and then is entirely inside the big region. Furthermore, the choice of u is such that no vertices except u along the path have two neighbours with the same colour. Notice that if the vertex coloured 3 above v has two neighbours of the same colour then we let u be this vertex and hence the path is not inside the big region at all. The diagram in Figure 11(c) illustrates a path which is shaded. Since u has two neighbours of the same colour we can recolour it to another colour. Now the next vertex along the path (vertex a in Figure 11(c)) has two neighbours with the same colour since all neighbours had different colours before recolouring u . Thus we can recolour a . We repeat this recolouring procedure along the path all the way to vertex v which will be recoloured to colour 3. Next we recolour w to 1 and then recolour u to 2. We have now swapped the colour of v and w and the last thing to do is to put back the original colours on the vertices along the path. We do this by reversing the recolouring procedure, starting with colouring the vertex above v back to 3.

For each vertex v where the colour in σ and θ differ we have seen that it is possible to recolour v in σ to the colour it has in θ by single-vertex updates. This can be done without changing the colour of any vertex which already has the same colour in θ . The number of single-vertex updates it takes to recolour v is bounded by a constant and during the recolouring procedure we only consider vertices within distance 7 from v . Since at most d vertices can differ between σ and θ we do $O(d)$ single-vertex updates to get from σ to θ . All vertices being recoloured are within distance $d + 7$ from the centre f of the ball where σ and θ differ.

Before concluding the proof we make the following observation. If any of the vertices we consider during the recolouring procedure has three or fewer neighbours (it is a boundary vertex) we can treat it as having four neighbours where some neighbours have the same colour. In other

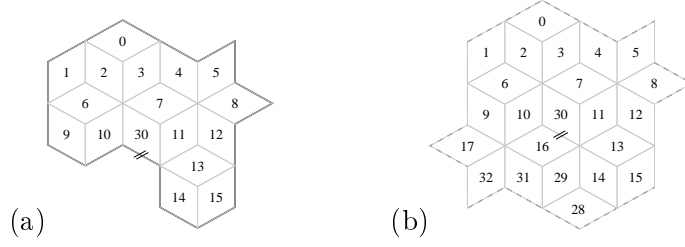


Figure 12. (a) The region M . (b) The region G .

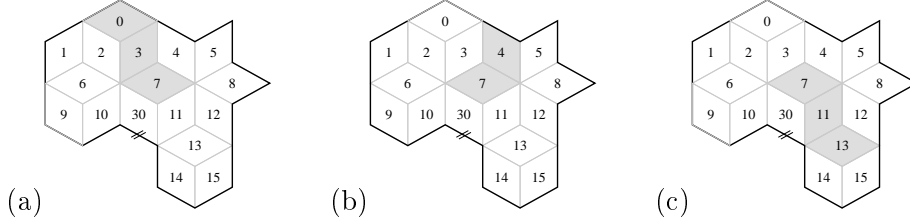


Figure 13. The three scenarios where a vertex, 3 in (a), 4 in (b) and 11 in (c), can be adjacent to two non-adjacent boundary edges. By removing vertex 4 in (a), 3 in (b) and 12 in (c) this can be avoided.

words, if boundary vertices are involved we simply notice that it only makes it *easier* to recolour v to the colour it has in θ . \square

8 The computational part

In the proof of Lemma 12 we did not explicitly state the set F_P or the constants $u_{f,i}$. Nor did we state the constants $m_{R_G,i}$ or explained how they are computed. The following sections will focus on the computational part of the proof of Lemma 12. To carry out the computations we have written programs in C.

8.1 The constants $m_{R_G,i}$

Let M be the region in Figure 12(a). Notice that M is a subregion of G . Region G is shown in Figure 12(b) with the vertices labelled 0–32. Consider any subregion R_G of G such that vertex 30 is in R_G and vertex 16 is not. From R_G we will derive a subregion R' of M . Let R_M be the intersection of M and R_G . From R_M we construct region R' by removing all vertices that do not belong to the connected component containing vertex 30 in R_M . For example, if vertices 4 and 11 are not in R_M then vertices 5, 8, 12, 13, 14 and 15 will not be in region R' . Furthermore, vertices are also removed in the following three cases.

1. If vertices 0, 3 and 7 are not in R_M and vertices 2, 6, 10, 30, 11, 12, 8, 5 and 4 are in R_M then remove vertex 4. See Figure 13(a).
2. If vertices 4 and 7 are not in R_M and vertices 3, 2, 6, 10, 30, 11, 12, 8 and 5 are in R_M then remove vertex 5. See Figure 13(b).
3. If vertices 7, 11 and 13 are not in R_M and vertices 30, 10, 6, 2, 3, 4, 5, 8 and 12 are in R_M then remove vertex 12. See Figure 13(c).

For a subregion R' of R_M such that vertex 30 is in R' let

$$\chi_{R'} = \left\{ X \mid \begin{array}{l} X \text{ is a boundary pair with } R_X = R' \text{ and edge } (16, 30) (s_X) \\ \text{coloured 1 in } B_X \text{ and coloured 2 in } B'_X \end{array} \right\}.$$

Furthermore, let

$$\begin{aligned} \chi_{R',1} &= \{X \mid X \in \chi_{R'} \text{ and boundary edge } (16, 10) \text{ has colour 1}\}, \\ \chi_{R',2} &= \{X \mid X \in \chi_{R'} \text{ and boundary edge } (16, 10) \text{ has colour 2}\}, \\ \chi_{R',3} &= \{X \mid X \in \chi_{R'} \text{ and boundary edge } (10, 30) \text{ has colour 1 or 2}\}, \\ \chi_{R',4} &= \chi_{R'}, \end{aligned}$$

where $\chi_{R',1}$ and $\chi_{R',2}$ are empty if edge $(16, 10)$ is not a boundary edge of R' and $\chi_{R',3}$ and $\chi_{R',4}$ are empty if edge $(10, 30)$ is not a boundary edge of R' . We have the following lemma.

Lemma 21. *Let R_G be a subregion of G such that vertex 30 is in R_G . Let $R' \subseteq R_M$ be constructed from R_G according to the procedure described above. Then*

$$\max_{X \in A_{R_G,i}} \mu(X) \leq \max_{X' \in \chi_{R',i}} \mu_{1,2}(X')$$

where constraint $i = \{1, 2, 3, 4\}$.

Proof. Obviously the lemma only makes sense if the region R_G is compatible with constraint i . We will focus on the case where region R_G contains vertex 10 (edge $(16, 10)$ is a boundary edge of R') and the constraint $i = 1$. Let X be a boundary pair in $A_{R_G,1}$. Without loss of generality let edge s_X be coloured 1 in B_X and 2 in B'_X , and let edge $(16, 10)$ be coloured 1 and $n_1 \geq n_2$ (constraint 1 is satisfied). Using region R' we have from Lemma 11 that

$$\mu(X) \leq \max_{X' \in \chi} \mu_{1,2}(X')$$

where χ is defined in Lemma 11. The set χ depends on the boundary pair X but we notice that $\chi \subseteq \chi_{R',1}$ for every boundary pair $X \in A_{R_G,1}$ (such that edge s_X has colour 1 in B_X and 2 in B'_X , and edge $(16, 10)$ has colour 1 and $n_1 \geq n_2$). That is,

$$\mu(X) \leq \max_{X' \in \chi_{R',1}} \mu_{1,2}(X')$$

for every boundary pair $X \in A_{R_G,1}$. Notice that we can always interchange colours such that edge s_X has colour 1 in B_X , 2 in B'_X and edge $(16, 10)$ has colour 1. Thus,

$$\max_{X \in A_{R_G,1}} \mu(X) \leq \max_{X' \in \chi_{R',1}} \mu_{1,2}(X').$$

The same reasoning can be used to prove the lemma when constraint i is 2, 3 and 4. \square

Lemma 21 suggests that $\max_{X' \in \chi_{R',i}} \mu_{1,2}(X')$ can be computed for every region R_G and constraint i and be used for the constants $m_{R_G,i}$ in Equation (4) in Section 4.3. These are exactly the values of $m_{R_G,i}$ we use in the proof of Lemma 12. The values are computed by computation and in order to do so it helps to make the following observation which is stated as a lemma below. In the next section we will see how the values are actually computed.

Lemma 22. *Let R_G be a subregion of G such that vertex 30 is in R_G . Let $R' \subseteq R_M$ be constructed from R_G according to the procedure described above. Let X be any boundary pair such that $R_X = R'$ and edge s_X is edge $(16, 30)$. Then all boundary edges adjacent to a boundary vertex $f \in \partial R'$ have the same colour (in both B_X and B'_X).*

Proof. The reason this lemma is true is that there is never a boundary vertex $f \in \partial R'$ which is adjacent to exactly two boundary edges e and e' such that e and e' are not adjacent. See definition of adjacent edges in Section 2.1. From the definition it follows that if f is adjacent to three or four boundary edges then they will all have the same colour. For example, if the number of boundary edges adjacent to f is three we can name the edges e_1 , e_2 and e_3 such that e_1 is adjacent to e_2 and e_2 is adjacent to e_3 . Therefore all three edges have the same colour. The only situation when boundary edges adjacent to f can have different colours is when f is adjacent to exactly two boundary edges, e and e' , which are not adjacent edges. The way R' is constructed from R_G avoids this situation. For example, consider the first case in the construction of R' before removing vertex 4 (see Figure 13(a)). Then boundary vertex 3 is adjacent to boundary edges $(3, 2)$ and $(3, 4)$. Vertex 0 and 7 are not in R' . Let X be a boundary pair with region R' before removing vertex 4. Since edges $(3, 2)$ and $(3, 4)$ are not adjacent they do not necessarily have the same colour (in both B_X and B'_X). By removing vertex 4 we avoid dealing with this scenario of having two differently coloured boundary edges adjacent to the same boundary vertex (vertex 3 here). The three cases will guarantee that we are always left with regions R' such that all boundary edges adjacent to a boundary vertex $f \in \partial R'$ have the same colour (in both B_X and B'_X if X is a boundary pair with region R'). To see this we can check each vertex in M and deduce that the three cases suffice. If vertex 0 is not in R' then it is adjacent to at most two boundary edges which are adjacent to each other and hence will have the same colour. The same holds for vertices 1, 5, 8, 9, 14 and 15. Let vertex 2 be a boundary vertex to R' . If two boundary edges adjacent to vertex 2 have different colours it has to be the edge pair $(2, 1)$ and $(2, 3)$ with vertex 0 and 6 not in R' , or the edge pair $(2, 0)$ and $(2, 6)$ with vertex 1 and 3 not in R' . However, if vertex 2 and 6 are not in R' then vertex 1 will not be in R' either since vertex 1 does not belong to the connected component containing vertex 30. Hence the edge $(2, 1)$ cannot be a boundary edge. That is, we will never be in the situation of having only the two boundary edges $(2, 1)$ and $(2, 3)$ adjacent to vertex 2. If vertex 2 and 3 and are not in R' then vertex 0 is not in R' . Hence edge $(2, 0)$ will not be a boundary edge. Thus, boundary edges adjacent to vertex 2 will always have the same colour. By similar reason we can rule out the scenarios of having boundary edges with different colours adjacent to vertices 6, 7, 10, 12, and 13. As for vertex 7 notice that vertex 30 is always in R' . The only situations where boundary edges adjacent to the same boundary vertex f can have different colour is when f is vertex 3, 4 or 11. These situations are taken care of by the three cases in the construction of R' by simply removing a neighbouring vertex and thereby reducing the number of boundary edges from two to one (and introducing another boundary vertex). \square

8.2 A heuristic for exactly computing the constants $m_{R_G, i}$

In the previous section we have that the value $\max_{X' \in \chi_{R', i}} \mu_{1,2}(X')$ can be used for the constant $m_{R_G, i}$ where R' is derived from R_G . This section explains how we compute these values in an efficient way.

For a given region R_G we derive the region R' as explained in Section 8.1. Considering all regions $R_G \in G$ together with constraints $i \in \{1, 2, 3, 4\}$ (where R_G and i are compatible) gives a total of 9304 different scenarios (unique pairs (R', i)) for which we want to compute $\max_{X' \in \chi_{R', i}} \mu_{1,2}(X')$. We run the program on a “normal” home PC of “high” performance as of year 2004. Looping through all colourings of the boundary of a given region R' in a brute force manner could lead to a running time of days or maybe even weeks for the larger regions. To speed up this process we make use of a heuristic.

It is important to notice that the colouring of the edge boundary of a boundary pair $X' \in \chi_{R', i}$ is uniquely determined by the colouring of the vertex boundary of the region R' (Lemma 22).

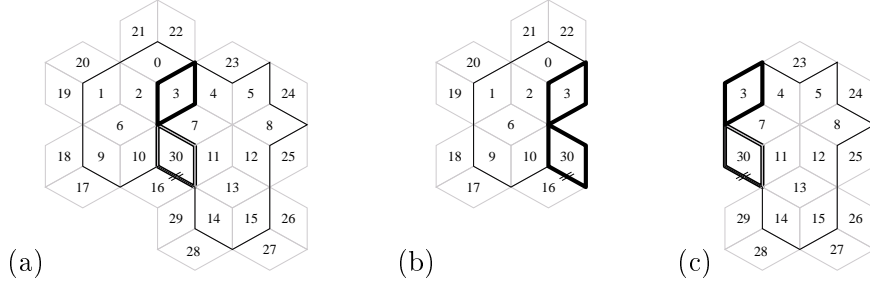


Figure 14. (a) The region M with boundary vertices 16–29. Region R' is a subset of M and will be “split” along vertex 3 and 30 into a left region R_{left} (b) and a right region R_{right} (b). For both R_{left} and R_{right} we ignore boundary vertices adjacent to vertex 3 and 30 that are introduced from the split.

When looping through all colourings of the edge boundary of a region R' we instead loop through colourings of the boundary vertices. The colour of a boundary edge adjacent to a vertex $f \in \partial R'$ is set to the same colour given to vertex f . When talking about the colouring of a boundary we refer to the colouring of the vertex boundary, which uniquely determines the colouring of the edge boundary which in turn specifies the boundary pair.

Fix a region R' and a constraint i . For a given colouring of the boundary of R' let n_j be the number of proper 5-colourings of R' consistent with the boundary and with colour j at vertex 30 (ignoring boundary vertex 16). Let X' be the boundary pair representing this colouring of the boundary (with edge $s_{X'} = (16, 30)$ having colour 1 in $B_{X'}$ and 2 in $B'_{X'}$). From Section 3 we have

$$\mu_{1,2}(X') = \frac{n_1}{n_1 + n_3 + n_4 + n_5}.$$

In order to compute $\max_{X' \in \mathcal{X}_{R',i}} \mu_{1,2}(X')$ we could loop through all colourings of the boundary (consistent with constraint i) and for each colouring compute n_1, n_3, n_4, n_5 and then $\mu_{1,2}(X')$. The problem with this procedure is that there is a rather big number of boundary colourings to loop through so the running time can be very long. For instance, consider the region in Figure 14(a) (known as region M). Since we keep the colour of edge $(16, 10)$ fixed (the actual colour depends on if we are under constraint 1 or 2) we need to loop through all colourings of vertices 17–29. The colour of a vertex could be 0–5 and therefore we have 6^{13} different boundaries to consider. By being more careful with the choice of colours of the boundary vertices we can decrease this number. Two colourings of the boundary can be equivalent (will give the same value $\mu_{1,2}(X')$). For example, since colours are nothing but labels on the vertices we can interchange say colour 3 with colour 4 and still obtain the same value of $\mu_{1,2}(X')$. However, reducing the search space by avoiding equivalent colourings will still lead to far too many different colourings of the boundary than is feasible to consider. What we do instead is the following.

First assume vertex 3 is in R' . Notice that vertex 30 is always in R' . We “split” region R' into two halves, R_{left} and R_{right} , such that the intersection of the two halves is the two vertices 3 and 30. See Figure 14(b) and (c). That is,

$$\begin{aligned} R_{\text{left}} &= R' \cap \{\text{vertex } 0, 1, 2, 3, 6, 9, 10, 30\}, \\ R_{\text{right}} &= R' \cap \{\text{vertex } 3, 4, 5, 7, 8, 11, 12, 13, 14, 15, 30\}. \end{aligned}$$

For a colouring B of the boundary of R' let B_{left} be the colouring of the boundary of R_{left} induced by B but with vertex 4, 7 and 11 having colour 0 (the “free” colour). Similarly, let B_{right} be the colouring of the boundary of R_{right} induced by B but with vertex 0, 2 and 10 having colour 0. Let $l_{j,k}$ denote the number of proper 5-colourings of R_{left} consistent with boundary B_{left} such

that vertex 30 has colour j and vertex 3 has colour k . Let $r_{j,k}$ denote the number of proper 5-colourings of R_{right} consistent with boundary B_{right} such that vertex 30 has colour j and vertex 3 has colour k . It now follows that

$$n_j = \sum_{k=1}^5 l_{j,k} r_{j,k}. \quad (10)$$

The following example illustrates why we can give vertices 4, 7 and 11 colour 0 for B_{left} and vertices 0, 2 and 10 colour 0 for B_{right} . Say vertex 4 is a boundary vertex of R' . Assume vertex 4 has colour c in boundary colouring B . We will have $r_{j,c} = 0$ for any j . Hence $l_{j,c} r_{j,c} = 0$ no matter what value $l_{j,c}$ has. This illustrates why we can give vertex 4 colour 0 in B_{left} .

For a specific region R' and constraint i we want to compute

$$\max_{X' \in \chi_{R',i}} \mu_{1,2}(X') = \max_B \mu_{1,2}(X') = \max_B \frac{n_1}{n_1 + n_3 + n_4 + n_5} \quad (11)$$

where the maximum is taken over all colourings B of the boundary of R' consistent with constraint i . That is, if the constraint $i = 1$ we let the colour of edge (16, 10) be 1 only, if $i = 2$ we let the colour of edge (16, 10) be 2 only, if $i = 3$ we let the colour of edge (10, 30) be only 1 and 2 (colour of vertex 10 being 1 and 2), and if $i = 4$ we have no restrictions on any colours on any boundary vertices. The colouring B of the boundary of R' can be represented by the colourings B_{left} and B_{right} . Therefore Equation (11) is equivalent to

$$\max_B \mu_{1,2}(X') = \max_{B_{\text{left}}, B_{\text{right}}} \frac{n_1}{n_1 + n_3 + n_4 + n_5} \quad (12)$$

where the maximum is taken over all combinations of colourings (satisfying constraint i) B_{left} and B_{right} . Combining Equation (12) and (10) gives

$$\begin{aligned} \max_{B_{\text{left}}, B_{\text{right}}} \frac{n_1}{n_1 + n_3 + n_4 + n_5} &= \max_{B_{\text{left}}, B_{\text{right}}} \frac{\sum_{k=1}^5 l_{1,k} r_{1,k}}{\sum_{j=\{1,3,4,5\}} \sum_{m=1}^5 l_{j,m} r_{j,m}} \\ &= \max_{B_{\text{left}}, B_{\text{right}}} \sum_{k=1}^5 \frac{l_{1,k} r_{1,k}}{\sum_{j=\{1,3,4,5\}} \sum_{m=1}^5 l_{j,m} r_{j,m}} \\ &= \max_{B_{\text{left}}, B_{\text{right}}} \sum_{k=1}^5 \frac{1}{\sum_{j=\{1,3,4,5\}} \sum_{m=1}^5 \frac{l_{j,m} r_{j,m}}{l_{1,k} r_{1,k}}}. \end{aligned} \quad (13)$$

Now consider two colourings B_{left} and B'_{left} of the boundary of R_{left} . Let $l_{j,k}$ be associated with the boundary B_{left} and let $l'_{j,k}$ be associated with the boundary B'_{left} . If $l_{j,m}/l_{1,k} \leq l'_{j,m}/l'_{1,k}$ for all $j = \{1, 3, 4, 5\}$, $k = \{1, \dots, 5\}$ and $m = \{1, \dots, 5\}$ we say that the colouring B_{left} is *dominating* colouring B'_{left} . If this is the case boundary B'_{left} will never result in a larger value of (13) than boundary B_{left} , no matter what the colouring of the boundary of R_{right} is. When maximising (13) we do not need to consider colouring B'_{left} of the boundary of R_{left} if we consider colouring B_{left} which is dominating B'_{left} . The same idea holds for colourings of the boundary of R_{right} .

To narrow down the search space of colourings of the boundary of R' which maximises $\mu_{1,2}(X')$ we perform a two-step procedure. First we deal with the left and right part separately and then we combine them. Let $S_{\text{left}}^{\text{all}}$ denote the set of all colourings of the boundary of R_{left} consistent with constraint i . Let

$$S_{\text{left}} = \{B_{\text{left}} : B_{\text{left}} \in S_{\text{left}}^{\text{all}} \text{ and there is no } B'_{\text{left}} \in S_{\text{left}}^{\text{all}} \text{ dominating } B_{\text{left}}\}.$$

To construct the set S_{left} in practice we start with the set $S_{\text{left}}^{\text{all}}$ and do pairwise comparisons for each pair of elements in $S_{\text{left}}^{\text{all}}$. We remove an element as soon as it is found being dominated by another element. Luckily it turns out that we will be able to remove a considerable large amount of boundaries from $S_{\text{left}}^{\text{all}}$.

The same idea as above holds for colourings of the boundary of R_{right} . The set S_{right} is defined similarly. Now, in order to maximise (12) we only need to consider boundaries in the sets S_{left} and S_{right} . Thus, we want to compute

$$\max_{\substack{B_{\text{left}} \in S_{\text{left}}, \\ B_{\text{right}} \in S_{\text{right}}}} \frac{n_1}{n_1 + n_3 + n_4 + n_5} = \max_{\substack{B_{\text{left}} \in S_{\text{left}}, \\ B_{\text{right}} \in S_{\text{right}}}} \frac{\sum_{k=1}^5 l_{1,k} r_{1,k}}{\sum_{j=\{1,3,4,5\}} \sum_{m=1}^5 l_{j,m} r_{j,m}}. \quad (14)$$

In the actual program, for each possible region R_{left} , we compute all values $l_{j,k}$ for each boundary $B_{\text{left}} \in S_{\text{left}}^{\text{all}}$ using dynamic programming. We then determine the set S_{left} . We do the same thing for regions R_{right} . When looping through regions R_G and constraints i we first derive the region R' and then the regions R_{left} and R_{right} . Equation (14) is implemented to compute the value of $m_{R_G, i}$. Using this technique results in a total running time of less than two days for all regions R_G and constraints i . This is a huge improvement in running time.

The technique explained above is based on the assumption that vertex 3 is in R' . It turns out that only small modifications need to be done for the case where vertex 3 is not in R' . As before we want to compute $\max_B \mu_{1,2}(X')$ (Equation (11)) where the maximum is over all colourings B of the boundary of R' consistent with constraint i . If vertex 3 is not in R' it might be a boundary vertex of R' and in this case the colour of vertex 3 will be represented by the colouring B of the boundary. We will now exclude vertex 3 from B . That is, the colouring B of the boundary of R' will not say anything about the colour of vertex 3. Hence, equivalent to Equation (11), we want to compute

$$\max_{X' \in \chi_{R', i}} \mu_{1,2}(X') = \max_{\substack{B, \\ k \in \{0, \dots, 5\}}} \mu_{1,2}(X') = \max_{\substack{B, \\ k \in \{0, \dots, 5\}}} \frac{n_1}{n_1 + n_3 + n_4 + n_5}$$

where the maximum is taken over all colourings B of the boundary (excluding vertex 3) of R' and all possible colourings k of vertex 3. If vertex 3 is not a boundary vertex no harm is done. Then the values n_j will not depend on k . Let $n_{j,k}$ denote the number of colourings of R' when vertex 30 has colour j and vertex 3 has colour k . Again, vertex 3 may or may not be a boundary vertex of R' and the value of k ranges from 0 to 5. Using this notation we have

$$\max_{\substack{B, \\ k \in \{0, \dots, 5\}}} \mu_{1,2}(X') = \max_{\substack{B, \\ k \in \{0, \dots, 5\}}} \frac{n_{1,k}}{n_{1,k} + n_{3,k} + n_{4,k} + n_{5,k}} \quad (15)$$

which is equivalent to Equation (11). As before we split region R' into R_{left} and R_{right} and define the colourings B_{left} and B_{right} as before, only with the exception that the colour of vertex 3 is not included in B_{left} and B_{right} . That is, in order to specify the colouring of the boundary of say R_{left} we need the colouring B_{left} along with the colour k of vertex 3. As before, let $l_{j,k}$ denote the number of colourings of R_{left} consistent with boundary B_{left} and colour k of vertex 3 such that vertex 30 has colour j and vertex 3 has colour k . Notice that if vertex 3 is not a boundary vertex of R_{left} then $l_{j,k}$ do not depend on k and we have $l_{j,0} = \dots = l_{j,5}$ for all j . We define $r_{j,k}$ for region R_{right} in the same way as $l_{j,k}$ for region R_{left} . Similarly to Equation (10) it now follows that

$$n_{j,k} = l_{j,k} r_{j,k}. \quad (16)$$

Combining Equation (15) and (16) and maximising over colourings B_{left} and B_{right} instead of B gives

$$\begin{aligned} \max_{\substack{B, \\ k \in \{0, \dots, 5\}}} \mu_{1,2}(X') &= \max_{\substack{B_{\text{left}}, B_{\text{right}}, \\ k \in \{0, \dots, 5\}}} \frac{n_{1,k}}{n_{1,k} + n_{3,k} + n_{4,k} + n_{5,k}} \\ &= \max_{\substack{B_{\text{left}}, B_{\text{right}}, \\ k \in \{0, \dots, 5\}}} \frac{l_{1,k} r_{1,k}}{\sum_{j=\{1,3,4,5\}} l_{j,k} r_{j,k}} \end{aligned} \quad (17)$$

$$= \max_{\substack{B_{\text{left}}, B_{\text{right}}, \\ k \in \{0, \dots, 5\}}} \frac{1}{\sum_{j=\{1,3,4,5\}} \frac{l_{j,k} r_{j,k}}{l_{1,k} r_{1,k}}}. \quad (18)$$

Again we apply the concept of one colouring dominating another. If say B_{left} is dominating B'_{left} boundary B'_{left} will never result in a larger value of (18) than boundary B_{left} . We use the same definition of domination as before with the only modification that k is running from 0 to 5 and not from 1 to 5 (since vertex 3 could be a boundary vertex having colour 0). We could define domination even more differently since here there are only two parameters j and k to consider. However, we keep all three parameters j , k and m as before. In practice this means less code to implement but will still filter out a sufficiently large amount of boundary colourings.

The sets S_{left} and S_{right} are defined as before and the value we want to compute is

$$\max_{\substack{B_{\text{left}} \in S_{\text{left}}, \\ B_{\text{right}} \in S_{\text{right}}, \\ k \in \{0, \dots, 5\}}} \frac{n_{1,k}}{n_{1,k} + n_{3,k} + n_{4,k} + n_{5,k}} = \max_{\substack{B_{\text{left}} \in S_{\text{left}}, \\ B_{\text{right}} \in S_{\text{right}}, \\ k \in \{0, \dots, 5\}}} \frac{l_{1,k} r_{1,k}}{\sum_{j=\{1,3,4,5\}} l_{j,k} r_{j,k}}. \quad (19)$$

Hence, the main difference between vertex 3 being in or not in region R' is that if vertex 3 is in we use Equation (14) and if vertex 3 is not in we use Equation (19).

8.3 The computational part of Lemma 12

We need to verify all derived inequalities (Equation (6))

$$m_{R_{f,i},i}(u_{f_{\text{left}},i_{\text{left}}} + u_{f_{\text{up}},i_{\text{up}}} + u_{f_{\text{right}},i_{\text{right}}}) \leq u_{f,i}(1 - \epsilon).$$

In order to do this we use computation. The program considers each subregion R_G of G with each constraint $i \in \{1, 2, 3, 4\}$ (when the region and constraint are compatible). To reduce the number of inequalities to consider, but still considering all inequalities needed to analyse asymptotic behaviour, the program skips regions R_G where vertex 30 (f_X) belongs to a connected component that is completely “surrounded” by vertices in G that are not in R_G . That is, vertices 0, 1, 4, 5, 8, 9, 12, 15, 17, 28, 31 and 32 do not belong to the connected component to which vertex 30 belongs. In this case only a finite number of vertices can be reached recursively when moving left, up and right. Such a region R_G will only contribute to a finite number of branches of the recursive coupling tree T_X , and is therefore not of interest when studying asymptotic behaviour. For any other region R_G and constraint i the program computes the regions R , R_{left} , R_{up} and R_{right} as in Section 4.5. The function `pat` is implemented and the patterns $f = \text{pat}(R)$, $f_{\text{left}} = \text{pat}(R_{\text{left}})$, $f_{\text{up}} = \text{pat}(R_{\text{up}})$ and $f_{\text{right}} = \text{pat}(R_{\text{right}})$ are computed. The case study in Figure 9 is also implemented and the program considers all valid values of i_{left} , i_{up} and i_{right} . For each such triplet the program verifies that Equation (6) is satisfied. Here the value $m_{R_{f,i},i}$ is set to $m_{R_G,i}$ which we have computed. Notice that the same combination of $u_{f_{\text{left}},i_{\text{left}}}$, $u_{f_{\text{up}},i_{\text{up}}}$, $u_{f_{\text{right}},i_{\text{right}}}$ and $u_{f,i}$ could arise for different regions R_G . By verifying the inequality for all possible choices of R_G we make sure that the inequality holds even for the largest value of $m_{R_{f,i},i}$. That

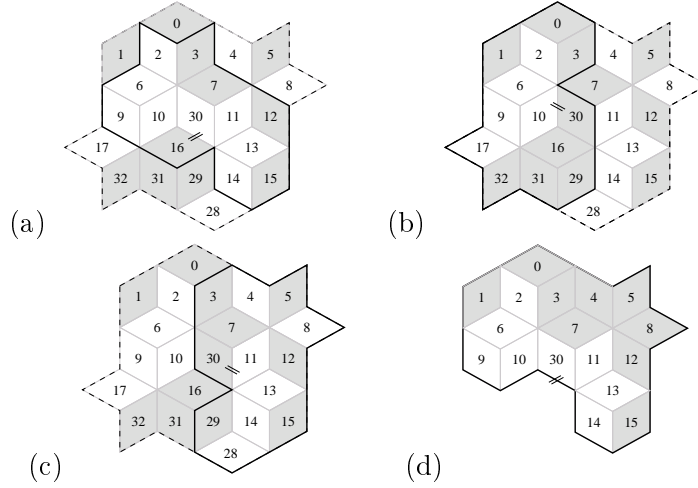


Figure 15. (a) A subregion R_G of G along with region R . (b) Region R_{left} obtained from moving left. (c) Region R_{right} obtained from moving right. (d) The region derived from R_G used for computing $m_{R_G,i}$.

is, we show that the inequality holds for every $R_{f,i} \in B_{f,i}$ (see the proof of Lemma 12). By successfully verifying all inequalities we can complete the proof of Lemma 12.

The set F_P (342 patterns), the constants $u_{f,i}$ (almost 700 constants), the values $m_{R_G,i}$ (9,440 values) and the inequalities (around 160,000 inequalities) are specified in the files

`patterns.txt`, `constants.txt`, `muvalues.txt`, `inequalities.txt`

at

<http://www.csc.liv.ac.uk/~markus/kagome06/>

Example. Consider the subregion R_G of G in Figure 15(a). Assume the constraint $i = 1$. Figure 15(a) also illustrate the region R from which pattern $f = \text{pat}(R)$ is derived. From the list of patterns in file `patterns.txt` we find that pattern f has number 157. Figure 15(b) and (c) illustrate the regions R_{left} and R_{right} when moving left and right. We cannot move up. From R_{left} , R_{right} and the list of patterns in file `patterns.txt` we find that pattern f_{left} and f_{right} have number 92 and 282, respectively. Using Figure 9 we have $i_{\text{left}} = 3$ and $i_{\text{right}} = 4$. This is the only case. Figure 15(d) illustrate the region derived from R_G used to compute $m_{R_G,i}$. From file `muvalues.txt` we find that $m_{R_G,i} = 297/532$.

Writing $u_{f,i}$ as `u157c1`, $u_{f_{\text{left}},i_{\text{left}}}$ as `u092c3` and $u_{f_{\text{right}},i_{\text{right}}}$ as `u282c4`, and $\epsilon = 1/1000$, Equation (6) is

$$\frac{297}{532}(\text{u092c3} + \text{u282c4}) \leq \text{u157c1}(1 - \frac{1}{1000})$$

which is equivalent to

$$2750 \cdot \text{u092c3} + 2750 \cdot \text{u282c4} - 4921 \cdot \text{u157c1} \leq 0. \quad (20)$$

This inequality can be found in file `inequalities.txt`. Replacing the variables with their value listed in file `constants.txt`, the left hand side of Equation (20) translates to

$$2750 \cdot 3.228572 + 2750 \cdot 2.152262 - 4921 \cdot 3.431070$$

which equals $-2087.001970 \leq 0$. Hence, the inequality we derived in this example is satisfied using the constants in file `constants.txt`.

8.4 Exact computations

All calculations are performed exactly with no approximation. Also no division is taking place. For example when testing whether a boundary colouring is dominating another, instead of checking if $a/b \leq c/d$ where a , b , c and d are natural numbers, we check whether $ad \leq cb$. Rational numbers (like the values $m_{R_G,i}$ for example) are stored with their exact numerator and denominator.

References

- [1] R. Bubley and M. Dyer. Path coupling: A technique for proving rapid mixing in markov chains. In *FOCS*, pages 223–231, 1997.
- [2] M. Dyer, L. A. Goldberg, M. Jerrum, and R. Martin. Markov chain comparison. *Probability Surveys*, 3:89–111, 2006.
- [3] M. Dyer, A. Sinclair, E. Vigoda, and D. Weitz. Mixing in time and space for lattice spin systems: a combinatorial view. *Random Structures and Algorithms*, 24:461–479, 2004.
- [4] L. A. Goldberg, M. Jalsenius, R. Martin, and M. Paterson. Improved mixing bounds for the anti-ferromagnetic Potts model on \mathbb{Z}^2 . *LMS Journal of Computation and Mathematics*, 9:1–20, 2006.
- [5] L. A. Goldberg, R. Martin, and M. Paterson. Strong spatial mixing with fewer colours for lattice graphs. *SIAM J. Comput.*, 35(2):486–517, 2005.
- [6] M. Jerrum. *Counting, Sampling and Integrating: Algorithms and Complexity*. Birkhäuser, 2003.
- [7] F. Martinelli. Lectures on Glauber dynamics for discrete spin models. In *Lectures on probability theory and statistics (Saint-Flour, 1997)*, volume 1717 of *Lecture Notes in Math.*, pages 93–191. Springer, Berlin, 1999.
- [8] J. Salas and A. D. Sokal. Absence of phase transition for antiferromagnetic potts models via the dobrushin uniqueness theorem. *Journal of Statistical Physics*, 86:551, 1997.
- [9] D. Weitz. *Mixing in Time and Space for Discrete Spin Systems*. PhD thesis, University of California, Berkeley, Spring 2004.