

Computer friendly d,f loop tensors for $su(N)$.

Maciej Trzetrzelewski

M. Smoluchowski Institute of Physics, Jagiellonian University

Reymonta 4, 30-059 Cracow, Poland

June 16, 2019

Abstract

We present a systematic method to obtain all identities between d and f $su(N)$ tensors.

1 Introduction

It is a well known fact that in a simple Lie algebra of rank r there are exactly r independent Casimir invariants. This causes a direct restriction on algebra of $su(N)$ tensors since naively one could produce an infinite amount of invariants by contracting d,f tensors. The Cayley-Hamilton theorem is clearly the reason of additional d_{ijk} tensor identities which one may obtain working in the fundamental representation. The systematic, computer friendly, approach to this problem was presented by Sudbery [1]. The idea is to define matrices $[D_i]_{jk} = d_{ijk}$, $D = a_i D_i$, $a_i \in \mathbb{C}$ and write down Cayley-Hamilton equation for D in terms of d_{ijk} . One may also define matrices $[F_i]_{jk} = f_{ijk}$, $F = a_i F_i$, $a_i \in \mathbb{C}$ and use Cayley-Hamilton equation to obtain analogous identities¹ for f_{ijk} which was elaborated in details in [2]. In this paper we will try to give a geometrical reason of why these identities hold. We present a recursive method which allows to express any $su(N)$ invariant tensor in terms of basic ones which will be defined in the proceeding sections. In section 3 we prove several lemmas and eventually the main result. In section 4 we present a few examples to give the insight into the method.

We will use the following conventions

$$[T_i]_j = \frac{2}{N} \delta_{ij} 1 + d_{ijk} T_k + i f_{ijk} T_k; \quad (1)$$

where T_i 's are $su(N)$ generators in fundamental representation (Gell-Mann matrices) and d_{ijk} , f_{ijk} are completely symmetric/antisymmetric structure tensors. Multiplication law (1) together

trzetrzelewski@th.ifuj.edu.pl

¹These relations are pretty much harder to obtain than in case of D matrices [2].

with Jacobi identities for f_i 's give identities known long time ago [3]. We will make a special use of

$$f_{i_1 i_2 k} d_{k i_3 i_4} + f_{i_1 i_3 k} d_{k i_2 i_4} + f_{i_1 i_4 k} d_{k i_2 i_3} = 0; \quad (2)$$

and

$$f_{i_1 i_2 k} f_{k i_3 i_4} = \frac{2}{N} (f_{i_1 i_3} f_{i_2 i_4} - f_{i_1 i_4} f_{i_2 i_3}) + d_{i_1 i_3 k} d_{k i_2 i_4} - d_{i_1 i_4 k} d_{k i_2 i_3}; \quad (3)$$

2 Bird tracks

In order to grasp the variety of all possible invariant tensors it is helpful to introduce the diagrammatic notation for d and f tensors (figure 1). Each leg corresponds to one index and summing over any two indices is simply gluing appropriate legs. This notation is very convenient because now any tensor may be represented by a graph.

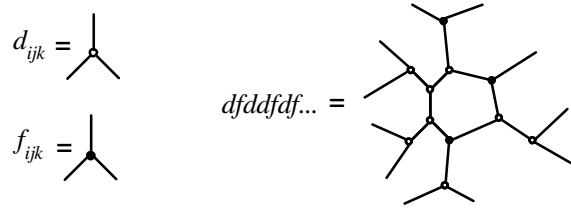


Figure 1: d_{ijk} , f_{ijk} diagrams and a typical tensor diagram.

Such diagrammatic approach has already been introduced long time ago by Cvitanovic². The d , f tensors are called bird tracks since they look like tracks of a bird. The reader is referred to [4] where a vast amount of group properties is rediscovered in such diagrammatic language. Since d_{ijk} is totally symmetric the order of corresponding legs is meaningless. For f_{ijk} we have to set e.g. anticlockwise convention. A special group of diagrams are loop and tree diagrams (figure 2)

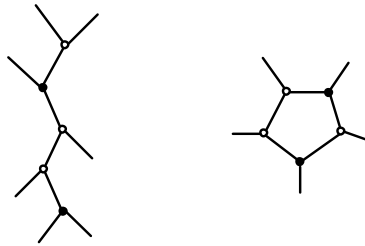


Figure 2: A tree and a loop diagram.

² I thank J. Wosiek for this information.

One may rotate any diagram on the plane without changing the value of the corresponding tensor. Reflections (or rotations in 3D) are allowed as well however in this case one has to take care for the sign since f tensor is antisymmetric. If a diagram consists only of d tensors then reflections will not affect its value. Several definitions are now in order.

The index that corresponds to d/f tensor is called d/f index. A loop L_1 is smaller than loop L_2 if the number of f/d tensors in L_2 is smaller than the number of f/d tensors on L_1 . Note that in general trees can be attached to loops. In that case we will call it a tree loop diagram. Similarly a tree loop L_1 is smaller than tree loop L_2 if the number of f/d tensors within loop in L_2 is smaller than the number of f/d tensors within loop in L_1 .

A loop diagram is called n loop if it consists of n tensors. A loop diagram is called d loop if it consists of d tensors only. A loop diagram is called 1f/2f loop if it consists of one/two f tensor and d tensors.

3 Loop reduction

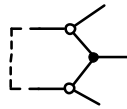
This section consists of several lemmas and eventually a theorem which gives a computational method for expressing loops by trees.

Lemma 1. Any loop is a linear combination of d loops and 1f loops.

Proof. Let us rewrite (3) in diagrammatic notation³

$$\begin{array}{c} 4 \\ \diagdown \\ \bullet \\ \diagup \\ 3 \\ | \\ \bullet \\ \diagdown \\ 1 \\ \diagup \\ 2 \end{array} = \frac{2}{N} \left(\begin{array}{c} 3 \ 4 \\ \parallel \\ 1 \ 2 \end{array} - \begin{array}{c} 4 \ 3 \\ \parallel \\ 1 \ 2 \end{array} \right) + \begin{array}{c} 2 \ 4 \\ \diagdown \diagup \\ \bullet \\ \diagup \diagdown \\ 1 \ 3 \end{array} - \begin{array}{c} 2 \ 3 \\ \diagdown \diagup \\ \bullet \\ \diagup \diagdown \\ 1 \ 4 \end{array} \quad (*)$$

therefore it is sufficient to consider loops where f tensor is between d tensors

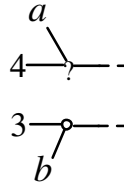


However in such case one can use Jacobi identities (2)

³ Instead of writing $i_1; i_2; i_3; i_4$ ect. we prefer 1;2;3;4 since it causes no misunderstanding and gives a better idea of the structure of indices. Take attention to the order of indices 3 and 4. There is no mistake. The whole diagram is supposed to be read with the anticlockwise convention.

$$\begin{array}{c} 3 \quad 4 \\ \diagdown \quad \diagup \\ \circ \\ | \\ \bullet \\ \diagup \quad \diagdown \\ 1 \quad 2 \end{array} + \begin{array}{c} 2 \quad 4 \\ \diagdown \quad \diagup \\ \circ \\ | \\ \bullet \\ \diagup \quad \diagdown \\ 1 \quad 3 \end{array} + \begin{array}{c} 2 \quad 3 \\ \diagdown \quad \diagup \\ \circ \\ | \\ \bullet \\ \diagup \quad \diagdown \\ 1 \quad 4 \end{array} = 0 \Rightarrow \begin{array}{c} 3 \quad 4 \\ \diagdown \quad \diagup \\ \circ \\ | \\ \bullet \\ \diagup \quad \diagdown \\ 1 \quad 2 \end{array} + \begin{array}{c} 2 \quad 4 \\ \diagdown \quad \diagup \\ \circ \\ | \\ \bullet \\ \diagup \quad \diagdown \\ 1 \quad 3 \end{array} - \begin{array}{c} 1 \quad 4 \\ \diagdown \quad \diagup \\ \circ \\ | \\ \bullet \\ \diagup \quad \diagdown \\ 2 \quad 3 \end{array} = 0 \quad (**)$$

therefore attaching ⁴



we get

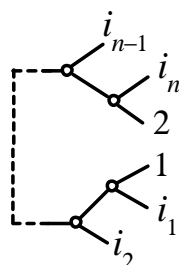
$$\begin{array}{c} \text{---} \text{---} \text{---} \\ \diagdown \quad \diagup \\ \circ \\ | \\ \bullet \\ \diagup \quad \diagdown \\ a \quad b \\ \diagup \quad \diagdown \\ 1 \quad 2 \end{array} + \begin{array}{c} a \quad ? \\ \diagdown \quad \diagup \\ \circ \\ | \\ \bullet \\ \diagup \quad \diagdown \\ 2 \quad 1 \\ \diagup \quad \diagdown \\ b \quad \text{---} \end{array} - \begin{array}{c} a \quad ? \\ \diagdown \quad \diagup \\ \circ \\ | \\ \bullet \\ \diagup \quad \diagdown \\ 1 \quad 2 \\ \diagup \quad \diagdown \\ b \quad \text{---} \end{array} = 0$$

The last identity means that we can "move" f tensor along the loop producing a smaller tree loop. Eventually such f tensor will "meet" another f tensor (if there is another one in the loop) and one can use () again to get rid of f tensors. This procedure stops on d loops or 1f loops.

⁴The question mark means that there may be f tensor or d tensor.

Lemma 2. Let A be a d -loop or $1f$ -loop. Then any permutation of d indices of A does not change the value of A up to trees and smaller tree loops.

Proof. Consider identity () and attach the tensor



where the dashed lines correspond to d tensors only.

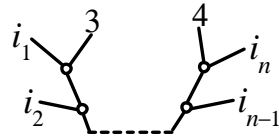
The result is

$$\begin{array}{c}
 \text{Diagram 1: } n+1 \text{ loop} \\
 \text{Diagram 2: } n \text{ loop} \\
 \text{Diagram 3: } n \text{ loop} \\
 \text{Diagram 4: } n+2 \text{ loop} \\
 \text{Diagram 5: } n+2 \text{ loop}
 \end{array}$$

Therefore the permutation of indices 3;4 does not change the d loop up to trees and smaller tree loops. Since indices 3;4 are not distinguished we can do any permutation of any two indices and the d loop will not change the value up to trees and smaller tree loops. Since any permutation is a proper composition of transpositions the Lemma 2 follows for d loops. The proof for 1f loops is analogous.

Lemma 3. Any 1-loop is a linear combination of trees and smaller tree loops.

Proof. Consider the Jacobi identities () and attach the tree diagram (consisting of d tensors only)



The result is

$$= 0$$

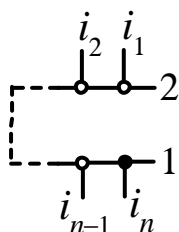
From Lemma 2 it follows that

$$+ \text{trees} + \text{smaller tree-loops} = 0$$

$n+1$ loop $n+2$ loop

Lemma 4. Any d loop is a linear combination of trees and smaller tree loops.

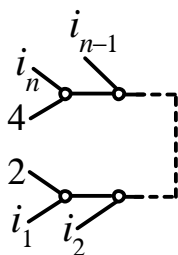
Proof. Consider Jacobi identity () and attach the following tree (consisting of one ftensor and $n-1$ d tensors)



The result is

(A)

Therefore the symmetrization of indices 3,4 in such 2f loop is equal to smaller tree loop. Now for the proof of Lemma 4 consider identity () and attach the tree tensor (consisting of d tensors only)



The result is

$$\begin{array}{c} \text{Diagram 1} \end{array} = \frac{2}{N} \left(\begin{array}{c} \text{Diagram 2} \end{array} - \begin{array}{c} \text{Diagram 3} \end{array} \right) + \begin{array}{c} \text{Diagram 4} \end{array} - \begin{array}{c} \text{Diagram 5} \end{array}$$

The diagrams are as follows:

- Diagram 1:** A loop diagram with vertices labeled $1, 3, i_1, i_2, i_n, i_{n-1}$.
- Diagram 2:** A loop diagram with vertices labeled $1, 3, i_1, i_2, i_n, i_{n-1}$.
- Diagram 3:** A loop diagram with vertices labeled $1, 3, i_1, i_2, i_n, i_{n-1}$.
- Diagram 4:** A loop diagram with vertices labeled $1, 3, i_1, i_2, i_n, i_{n-1}$.
- Diagram 5:** A loop diagram with vertices labeled $1, 3, i_1, i_2, i_n, i_{n-1}$.

Or simply

$$\begin{array}{c} \text{Diagram 1} \\ n+2 \text{ loop} \end{array} = \begin{array}{c} \text{Diagram 2} \\ n+2 \text{ loop} \end{array} + \text{trees} + \text{smaller tree-loops}$$

The diagrams are as follows:

- Diagram 1:** A loop diagram with vertices labeled $1, 3, i_1, i_2, i_n, i_{n-1}$.
- Diagram 2:** A loop diagram with vertices labeled $1, 3, i_1, i_2, i_n, i_{n-1}$.

According to (A) the symmetrization over indices 1 and i_1 gives

$$\begin{array}{c} \text{Diagram 1} \\ n+2 \text{ loop} \end{array} + \begin{array}{c} \text{Diagram 2} \\ n+2 \text{ loop} \end{array} = \text{trees} + \text{smaller tree-loops}$$

The diagrams are as follows:

- Diagram 1:** A loop diagram with vertices labeled $1, 3, i_1, i_2, i_n, i_{n-1}$.
- Diagram 2:** A loop diagram with vertices labeled $1, 3, i_1, i_2, i_n, i_{n-1}$.

Due to Lemma 2 the Lemma 4 follows.

Theorem . Any loop diagram is a linear combination of products of tree diagrams.

Proof. From Lemma 1 it is sufficient to consider d loops and 1f loops. From Lemma 3 and Lemma 4 we may recursively reduce 1f loop and d loop to arbitrary small loops and ultimately to trees.

Corollary 1. Any diagram is a linear combination of products of tree diagrams.

Proof. Any loop in the diagram may be replaced by a linear combination of trees. This will in general produce more loops however the number of d,f tensors will be smaller after such replacement. Following the induction with respect to the number of d,f tensors we finally reduce all loops.

Corollary 2. Any diagram is a linear combination of products of trace tensors $\text{Tr}(i_1 \dots i_n)$ where i_i 's are $\text{su}(N)$ Gell-Mann matrices.

Proof. According to Corollary 1 it is sufficient to consider tree diagrams. With help of (1) we have

$$\text{Tr}(i_1 \dots i_n) = \frac{1}{N} \text{Tr}(i_1 i_2) \text{Tr}(i_3 \dots i_n) + (d_{i_1 i_2 k} + i f_{i_1 i_2 k}) \text{Tr}(i_k i_3 \dots i_n)$$

therefore

$$d_{i_1 i_2 k} \text{Tr}(i_k i_3 \dots i_n) = \frac{1}{2} \text{Tr}(i_1 i_2 i_3 \dots i_n) - \frac{1}{N} \text{Tr}(i_1 i_2) \text{Tr}(i_3 \dots i_n)$$

and

$$f_{i_1 i_2 k} \text{Tr}(i_k i_3 \dots i_n) = \frac{1}{2} \text{Tr}(i_1 i_2 i_3 \dots i_n)$$

hence Corollary 2 follows by induction.

4 Examples

Below we give $\text{su}(N)$ formulae for the lowest d loops i.e. triangles, squares and pentagons. The identities for triangles and squares are already in the literature in [3] and [5] respectively. However to the knowledge of the author these identities are missing for pentagons and higher loops. The results are

$$\text{Triangle diagram} = \left(\frac{N}{2} - \frac{6}{N}\right) \text{Tree diagram},$$

$$\text{Square diagram} = \left(1 - \frac{4}{N^2}\right) \left(\begin{array}{c} 24 \\ \parallel \\ 13 \end{array} + \begin{array}{c} 43 \\ \parallel \\ 12 \end{array} \right) + \left(\frac{N}{4} - \frac{4}{N}\right) \left(\begin{array}{c} 43 \\ \parallel \\ 12 \end{array} + \begin{array}{c} 23 \\ \parallel \\ 14 \end{array} \right) - \frac{N}{4} \begin{array}{c} 32 \\ \parallel \\ 14 \end{array},$$

and

$$\begin{aligned}
& \text{Pentagon}(1,2,3,4,5) = \left(\frac{1}{2} - \frac{6}{N^2}\right) \left(\text{Tree}_1 + \text{Tree}_2 \right) - \frac{1}{N} \left(\text{Tree}_3 + \text{Tree}_4 + \text{Tree}_5 + \text{Tree}_6 \right) + \\
& + \frac{1}{2} \left(\text{Diamond}_1 + \text{Diamond}_2 + \text{Diamond}_3 + \text{Diamond}_4 \right) .
\end{aligned}$$

The last identity in standard notation is

$$\begin{aligned}
\text{Tr}(\mathbb{D}_{i_1} \mathbb{D}_{i_2} \mathbb{D}_{i_3} \mathbb{D}_{i_4} \mathbb{D}_{i_5}) &= \left(\frac{1}{2} - \frac{6}{N}\right) (d_{i_1 i_2 i_3 i_4 i_5} + d_{i_1 i_2 i_5 i_4 i_3}) + \\
&+ \frac{1}{N} (d_{i_3 i_4 k} d_{k i_2 l} d_{l i_1 i_5} + d_{i_4 i_5 k} d_{k i_2 l} d_{l i_1 i_3} + d_{i_1 i_5 k} d_{k i_4 l} d_{l i_2 i_3} + d_{i_2 i_5 k} d_{k i_4 l} d_{l i_1 i_3}) + \\
&+ \frac{1}{2} (\text{Tr}(\mathbb{D}_{i_2} \mathbb{D}_{i_1} \mathbb{F}_{i_4} \mathbb{F}_k) d_{k i_5 i_3} + \text{Tr}(\mathbb{D}_{i_1} \mathbb{D}_{i_2} \mathbb{D}_{i_5} \mathbb{D}_k) d_{k i_3 i_4} + \text{Tr}(\mathbb{D}_{i_1} \mathbb{D}_{i_2} \mathbb{D}_{i_3} \mathbb{D}_k) d_{k i_5 i_4} + \text{Tr}(\mathbb{D}_{i_3} \mathbb{D}_{i_4} \mathbb{D}_{i_5} \mathbb{F}_k) f_{k i_1 i_2})
\end{aligned}$$

It should be noted that all these identities have been verified in Mathematica with perfect agreement.

5 Summary

The aim of this paper was to give a systematic approach to compute loop tensors. The reason of doing so lies in the analysis of systems based on $su(N)$ group. In fact the author came across this problem while studying supersymmetric Yang-Mills quantum mechanics for arbitrary N and large N limit. This issue will be published elsewhere. The method agrees with recent results [2] where the problem was solved via characteristic equation for F matrices. Let us note again that it is a laborious task to obtain this equation for arbitrary $su(N)$ therefore a big loop diagram for large N is in general difficult to reduce. In diagrammatic approach this problem does not exist since we make no use of characteristic equation. Indeed lemmas as presented here are so simple that one could write a computer program for arbitrary loop reduction. What is even more remarkable is that the derivation of our result is based only on Jacobi identities and multiplication law (1). We did not use the relations derived by Sudbery [1] although it is evident that one may contract his formulas with eg. d_{ijk} providing a constraint on a d loop. These constraint has to be in agreement with exact formulas obtained in this paper. It is however not clear to the author why that happens. What Cayley-Hamilton theorem has got to do with Jacobi identities and (1)?

The diagrammatic method may be applied to arbitrary Lie algebra. However since the multiplication rule (1) is different in other cases than $su(N)$ we expect the conclusions to be different. Indeed in g_2 case the situation is so different that the simplest triangle d loop is not proportional to d_{ijk} tensor [6].

Finally let us note that the method [2] gives no information about lower degree traces (eg. $\text{Tr}(\mathbb{F}^4), \text{Tr}(\mathbb{F}^6), \text{Tr}(\mathbb{F}^8), \text{Tr}(\mathbb{F}^{10})$ in $\text{su}(5)$ cannot be written as polynomials in lower degree traces). One may however apply different arguments [5] to derive formulae for four-fold traces. Our results also agree with them. Unfortunately these arguments get more complicated while analyzing bigger loops.

6 Acknowledgments

This work was supported by the Polish Committee for Scientific Research under grants no. PB 2P 03B 09622 and no. PB 1P 03B 02427.

References

- [1] A. Sudbery, PhD thesis, Cambridge University, (1970); Computer friendly d-tensor identities for $\text{su}(N)$, J. Phys. A 23, L705-L709 (1990).
- [2] A. J. Macfarlane, H. Pfeiffer, Cambridge University, (1999); On characteristic equations, trace identities and Casimir operators of simple Lie algebras, Commun. math. Phys. 11, 77-90, [arXiv:math-ph/9907024](http://arxiv.org/abs/math-ph/9907024).
- [3] A. J. Macfarlane, A. Sudbery and P. H. Weiss, Cambridge University, (1968); On Gell-Mann's Matrices, d- and f-Tensors, Octets, and Parametrization of $\text{SU}(3)$, Commun. math. Phys. 11, 77-90.
- [4] P. Cvitanovic, e-Book, Group Theory, <http://www.nbidk/GroupTheory/>.
- [5] J. A. de Azcarraga, A. J. Macfarlane, A. J. Mountain, J. C. Perez Bueno, Cambridge University, (1998); Invariant tensors for simple groups, Nucl. Phys. B 510, 657-687.
- [6] A. J. Macfarlane, (2000); Lie algebra and invariant tensor technology for \mathfrak{g}_2 , [arXiv:math-ph/0103021](http://arxiv.org/abs/math-ph/0103021).

