

**Making an analogy between a multi chain interaction in Charge Density  
Wave transport and the use of the bogomil'nyi inequality to form S-S' pairs .**

A. W. Beckwith

*Department of Physics and*

*Texas Center for Superconductivity and Advanced Materials*

*University of Houston*

Houston, Texas 77204-5005, USA

**Abstract**

First , we show through a numerical simulation that the a massive Schwinger model used to formulate solutions to CDW transport in itself is insufficient for transport of solitons ( anti soliton) through a pinning gap model of CDW transport . We show that a model Hamiltonian with Peierls condensation energy used to couple adjacent chains ( or transverse wave vectors ) permits formation of solitons ( anti solitons ) which could be used to transport CDW through a potential barrier . We argue that there are analogies between this construction and the false vacuum hypothesis used for showing a necessary and sufficient condition for formation of CDW (S-S') pairs in wave functionals presented in a prior publication via use of the Bogomil'nyi inequality .

**PACS numbers : 03.75.Lm, 71.45.Lr, 71.55.-i , 78.20.Ci, 85.25.Cp**

## 1. Introduction

We have prior to this paper formed an argument using the integral Bogomil'nyi inequality to present how a S-S' pair could form<sup>1,2</sup>. Here, we argue that this is equivalent to putting in a so called multi chain interaction term with a constant term in it proportional to the Pierls gap times a cosine term representing interaction of different CDW chains in our massive Schwinger model<sup>3</sup> which is highly unusual since at first glance adding in an additional potential energy term makes the problem look like a JJ problem with no connection to the fate of the false vacuum hypothesis . The argument here we will present is that the false vacuum hypothesis<sup>1,2,4</sup> is a necessary condition for the formation of S-S' pairs and that the multi chain term we add to a massive Schwinger equation for CDW transport is a sufficiency condition for the explicit formation of a soliton ( anti soliton ) in our charge density wave transport problem. We begin this by explicitly showing that a single chain in itself appears to generate a resonance condition in transport behavior over time, necessitating additional conditions added to permit CDW dynamics approaching what we see in the laboratory.

## 2. First, review of the numerical behavior of a single chain for CDW dynamics

Let us first start with the extended Schwinger model<sup>3</sup> with the Hamiltonian set as

$$H = \int_x \left[ \frac{1}{2 \cdot D} \cdot \Pi_x^2 + \frac{1}{2} \cdot (\partial_x \phi_x)^2 + \frac{1}{2} \cdot \mu_E^2 \cdot (\phi_x - \phi)^2 + \frac{1}{2} \cdot D \cdot \omega_p^2 \cdot (1 - \cos \phi) \right] \quad (2.1)$$

as well as working with a quantum mechanically based energy

$$E = i\hbar \frac{\partial}{\partial t} \quad (2.2a)$$

and momentum

$$\Pi = \left(\frac{\hbar}{i}\right) \cdot \frac{\partial}{\partial \phi(x)} \quad (2.2b)$$

The first case we are considering is a one chain mode situation. Here, in order to introduce a time component,  $\Theta \equiv \omega_D t$  was used explicitly as a driving force, while using the following difference equation due to using the Crank Nickelson<sup>5</sup> scheme: The first index ,j, is with regards to 'space', and the second, n, is with regards to time step. Equation 2.3 is a numerical rendition of the massive Schwinger model plus an interaction term, where one is calling  $E = i\hbar \frac{\partial}{\partial t}$  and one is using the following replacement

$$\begin{aligned} \phi(j, n+1) = & \phi(j, n-1) \\ + i \cdot \Delta t \cdot & \left( \frac{\hbar}{2^2 \cdot D} \left[ \frac{\phi(j+1, n+1) - 2 \cdot \phi(j, n) + \phi(j+1, n) - 2 \cdot \phi(j, n) + \phi(j-1, n)}{(\Delta x)^2} \right] \right. \\ & \left. - \frac{V(j, n)}{\hbar} \phi(j, n) \right) \end{aligned} \quad (2.3)$$

We use these variants of Runge- Kutta in order to obtain a sufficiently large time step interval so as to be able to finish calculations in a reasonable period of time , while avoiding an observed spectacular blow up of simulated average phase values ; one so bad that one gets nearly infinite wave function values after, say 100 time steps at  $\Delta t \approx 10^{-13}$ . Stable Runge Kutta simulations require  $\Delta t \approx 10^{-19}$  One explored wave functions of the form equation 2.3 so as to greatly expand the time step used in

evaluation of this problem. Otherwise, one would need up to half a year on a PC in order to get the graphs presented in Figures 1

[ put figure 1 about here ]

A second numerical scheme, the Dunford-Frankel and ‘fully implicit’<sup>5</sup> allows us to expand the time step even further. Then, the ‘massive Schwinger model’ equation has:

$$\begin{aligned} \phi(j, n+1) = & \frac{2 \cdot \tilde{R}}{1 + 2 \cdot \tilde{R}} \cdot (\phi(j-1, n) - \phi(j+1, n)) + \frac{1 - 2 \cdot \tilde{R}}{1 + 2 \cdot \tilde{R}} \cdot \phi(j, n-1) \\ & - i \cdot \Delta t \frac{V(j, n)}{h} \phi(j, n) \end{aligned} \quad (2.4)$$

We use these variants of Runge- Kutta in order to obtain a sufficiently large time step interval so as to be able to finish calculations in a reasonable period of time , while avoiding an observed spectacular blow up of simulated average phase values ; one so bad that one gets nearly infinite wave function values after, say 100 time steps at  $\Delta t \approx 10^{-13}$ . Stable Runge Kutta simulations require  $\Delta t \approx 10^{-19}$  One explored wave functions of the form equation 2.2 so as to greatly expand the time step used in evaluation of this problem. Otherwise, one would need up to half a year on a PC in

where one has  $\tilde{R} = -i \cdot \Delta t \frac{h}{2 \cdot D \cdot (\Delta x)^2}$  The advantage of this model is that it is second order accurate, explicit, and unconditionally stable, so as to avoid numerical blow up behavior. One then gets a resonance phenomena as represented by Figures 1 and 2 given above .

### **3. Addition of an additional term in the Massive Schwinger equation to permit formation of a Soliton ( anti Soliton ) in our model.**

Initially we will present how addition of an interaction term between adjacent CDW chains will allow a soliton ( anti – Soliton ) to form due to some analytical considerations we will present here. Then, we will show in a numerical simulation how these terms could lead to quantum tunneling. Finally we shall endeavor to show how our argument with the interaction term ties in with the fate of the false vacuum construction of S-S' terms done in our prior publication where we used the Bogomil'nyi inequality<sup>6</sup> as a necessary condition to the formation of S-S' term. Let us now first refer to how we can obtain a soliton via assuming that adjacent CDW terms can interact with each other.

There is an interesting interplay between the results of using the Bogomil'nyi inequality to obtain a S-S' pair which we approximate via a thin wall approximation and the nearest neighbor approximation of how neighboring chains inter relate with one another to obtain a representation of phase evolution as an arctan function w.r.t. space and time variables. To wit, we can say that the Bogomil'nyi inequality provides for the necessity of a S-S' pair nucleating via a gaussian approximation, while the interaction of neighboring chains of CDW material permits the existence of solitons ( anti solitons) in CDW transport.

The bogomyl'nyi inequality<sup>6</sup> permits the nucleation of a S-S' pair, whereas the 2<sup>nd</sup> argument we will bring up now is pertinent to if or not we may have the existence of

an individual soliton ( anti soliton ) . This assumes we are using  $\Delta'$  as a Peierls gap<sup>7</sup> energy term as an upper bound for energy coupling between adjacent CDW chains.

Note that in the argument about the formation of a soliton ( anti soliton ) , that we use the following equation for a multi chain simulation Hamiltonian with Peierls condensation energy<sup>3,7</sup> used to couple adjacent chains ( or transverse wave vectors ) :

$$H = \sum_n \left[ \frac{\Pi_n^2}{2 \cdot D_1} + E_1 [1 - \cos \phi_n] + E_2 (\phi_n - \Theta)^2 + \Delta [1 - \cos(\phi_n - \phi_{n-1})] \right] \quad (3.1a)$$

with ‘momentum ‘ we define as

$$\Pi_n = \left( \frac{\hbar}{i} \right) \cdot \frac{\partial}{\partial \phi_n} \quad (3.1b)$$

We can reverse engineer this Hamiltonian to come up with an equation of motion which leads to a soliton, via use of taking the potential in equation 3.1a and then use a nearest neighbor approximation to use a Lagrangian based calculation of a chain of pendulums coupled by harmonic forces to obtain a differential equation which has a soliton solution. To do this , if we say that the nearest neighbors of the adjacent chains make the primary contribution, we may write the interaction term in the potential of this problem to be

$$\Delta' (1 - \cos[\phi_n - \phi_{n-1}]) \rightarrow \frac{\Delta'}{2} \cdot [\phi_n - \phi_{n-1}]^2 + \text{very small H.O.T.s.} \quad (3.2)$$

and then considered a nearest neighbor interaction behavior via

$$V_{n,n.}(\phi) \approx E_1 [1 - \cos \phi_n] + E_2 (\phi_n - \Theta)^2 + \frac{\Delta'}{2} \cdot (\phi_n - \phi_{n-1})^2 \quad (3.3)$$

Here, we have that  $\Delta' \gg E_1 \gg E_2$ , so then we had a round off of

$$V_{n.n.}(\phi) \Big|_{\substack{\text{first} \\ \text{order} \\ \text{roundoff}}} \approx E_1 [1 - \cos \phi_n] + \frac{\Delta'}{2} \cdot (\phi_{n+1} - \phi_n)^2 \quad (3.4)$$

which then permits us to write

$$U \approx E_1 \cdot \sum_{l=0}^{n+1} [1 - \cos \phi_l] + \frac{\Delta'}{2} \cdot \sum_{l=0}^n (\phi_{l+1} - \phi_l)^2 \quad (3.5)$$

which allowed us, eventually, to obtain using  $L = T - U$  a differential equation of

$$\ddot{\phi}_i - \omega_0^2 [(\phi_{i+1} - \phi_i) - (\phi_i - \phi_{i-1})] + \omega_1^2 \sin \phi_i = 0 \quad (3.6)$$

with

$$\omega_0^2 = \frac{\Delta}{m_e l^2} \quad (3.7)$$

and

$$\omega_1^2 = \frac{E_1}{m_e l^2} \quad (3.8)$$

where we assume the chain of pendulums, each of which are of length  $l$  actually will lead to a kinetic energy

$$T = \frac{1}{2} \cdot m_e l^2 \cdot \sum_{j=0}^{n+1} \dot{\phi}_j^2 \quad (3.9)$$

where we neglect the  $E_2$  value. However, as we state in our derivation of the formation of a S-S' pair, having  $E_2 \rightarrow \varepsilon^+ \approx 0^+$  would tend to lengthen the distance between a S-S' pair nucleating, with a tiny value of  $E_2 \rightarrow \varepsilon^+ \approx 0^+$  indicating that the distance  $L$  between constituents of a S-S' pair would get very large.

We did, however, find that it was necessary to have a large  $\Delta'$  for helping us obtain a Sine-Gordon equation. This is so that if we set the horizontal distance of the pendulums to be  $d$ , then we have that the chain is of length  $L' = (n+1)d$ . Then, if mass density is  $\rho = m_e/d$  and we model this problem as a chain of pendulums coupled by harmonic forces, we set an imaginary bar with a quantity  $\eta$  as being the modulus of torsion of the imaginary bar, and  $\Delta' = \eta/d$ . We have an invariant

quantity, which we will designate as:  $\omega_0^2 d^2 = \frac{\eta}{\rho \cdot l^2} = v^2$  which, as  $n$  approaches

infinity allows us to write a Sine - Gordon equation

$$\frac{\partial^2 \phi(x, t)}{\partial t^2} - v^2 \frac{\partial^2 \phi(x, t)}{\partial x^2} + \omega_1^2 \sin \phi(x, t) = 0 \quad (3.10)$$

with a way to obtain Soliton solutions. In order to obtain soliton solutions, we introduce dimensionless variables of the form  $z = \frac{\omega_1}{v} \cdot x$ ,  $\tau = \omega_1 \cdot t$ , leading to us

finally obtain a dimensionless Sine – Gordon equation we write as :

$$\frac{\partial^2 \phi(z, \tau)}{\partial \tau^2} - \frac{\partial^2 \phi(z, \tau)}{\partial z^2} + \sin \phi(z, \tau) = 0 \quad (3.11)$$

so that

$$\phi_{\pm}(z, \tau) = 4 \cdot \arctan \left( \exp \left\{ \pm \frac{z + \beta \cdot \tau}{\sqrt{1 - \beta^2}} \right\} \right) \quad (3.12)$$

where we can vary the value of  $\phi_{\pm}(z, \tau)$  between 0 to  $2 \cdot \pi$ , and here, below is an example of how one can do just that: If one is looking at  $\phi_+(z, \tau)$  and set  $\beta = -0.5$ , where one has  $\tau = 0$  one can have  $\phi_+(z < 0, \tau = 0) \approx \varepsilon \approx 0$  and, also, have



$\phi_+(z=0, \tau=0) = \pi$ , whereas for sufficiently large  $z$  one can have  $\phi_+(z, \tau=0) \rightarrow 2 \cdot \pi$ . In a diagram with  $z$  as the abscissa and  $\phi_+(z, \tau)$  as the ordinate, this propagation of this soliton ‘field’ from 0 to  $2 \cdot \pi$  propagates with increasing time in the positive  $z$  direction and with a dimensionless ‘velocity’ of  $\beta$ . In terms of the original variables, one has that the ‘soliton’ so modeled moves with velocity  $v \cdot \beta$  in either the positive or negative  $x$  direction. One gets a linkage with the original pendulum model linked together by harmonic forces by allowing the pendulum chain as an infinitely long rubber belt whose width is  $l$  and which is suspended vertically. What we have described is a flip over of a vertical strip of the belt from  $\phi = 0$  to  $\phi = 2 \cdot \pi$  which moves with a constant velocity along the rubber belt. This motion is typical of the soliton we have managed to model mathematically from our potential terms above. It is very important to keep in mind the approximations used above. First, we are using the nearest neighbor approximation to simplify equation 3.4. Then, we are assuming that the contribution to the potential due to the driving force,  $E_2(\phi_n - \Theta)^2$  is a second order effect. All of this in its own way makes for an unusual physical picture, namely that the ‘capacitance’ effect given by  $E_2(\phi_n - \Theta)^2$  will not be a decisive influence in deforming the solution, and is a second order effect which is enough to influence the energy band structure the soliton will be tunneling through but is not enough to break up the soliton itself..

#### **4. Computer simulation work for multi chain representations of CDW transport**

Now, our Peierls gap energy term  $\Delta$  was added to the massive Schwinger equation model<sup>8</sup> precisely due to the prior resonance behavior with a one chain computer simulation . We can now look at the situation with more than one chain. To do so, take a look at a Hamiltonian with Peierls condensation energy used to couple adjacent chains ( or transverse wave vectors ) :

$$H = \sum_n \left[ \frac{\Pi_n^2}{2 \cdot D_1} + E_1 [1 - \cos \phi_n] + E_2 (\phi_n - \Theta)^2 + \Delta [1 - \cos(\phi_n - \phi_{n-1})] \right] \quad (4.1)$$

and  $\Pi_n = \left( \frac{\hbar}{i} \right) \cdot \frac{\partial}{\partial \phi_n}$  and when we will use wave functions which are

$$\Psi = N \cdot \prod_j \left( a_1 \exp(-\alpha \cdot \phi_j^2) + a_2 \exp(-\alpha(\phi_j - 2 \cdot \pi)^2) \right) \quad (4.2)$$

with a two chain analogue of

$$\Psi_{two\ chains} = N \cdot \prod_{n=1}^2 \left( a_1 \exp(-\alpha \cdot \phi_j^2) + a_2 \exp(-\alpha(\phi_j - 2 \cdot \pi)^2) \right) \quad (4.2a)$$

If so, we put in the requirement of quantum degrees of freedom so that one has for each chain for a two dimensional case

$$|a_1|^2 + |a_2|^2 = 1 \quad (4.3).$$

which provides coupling between ‘nearest neighbor’ chains. In doing so, we are changing the background potential of this problem from a situation given in Figure 2

[ put figure 2 about here ]

to one which has huge cusps given which permit the existence of tunneling

[ put figure 3 about here ]

we also have that  $\alpha \approx \frac{1}{\sqrt{\text{soliton width}}}$ . For ‘phase co-ordinate’  $\phi_j$ ,

$\exp(-\alpha \cdot \phi_j^2)$  is an unrenormalized Gaussian representing a ‘soliton’ (anti – soliton ) centered at  $\phi_j = 0$ , and a probability of being centered there given by  $|a_1|^2$ . Similarly,  $\exp(-\alpha \cdot (\phi_j - 2 \cdot \pi)^2)$ .is an un renormalized Gaussian representing a ‘soliton’(anti-soliton) centered at  $\phi_j = 2 \cdot \pi$  with a probability of occurance at this position given by  $|a_2|^2$ . We can use equation 4.3 to represent the total probability that one has some sort of tunneling through a potential given by equation 4.1 dominated by the term  $\Delta$  which dominates the dynamics we can expect due to equation 4.1 .

Figure 2 actually represents , with exaggerated ‘Gaussians’ ,the sort of geometry one has in a two chain situation. One then can draw, with the help of a ‘mimimized’ energy ‘functional’ when we generalize equation 4.2a to have the form of equation 4.2,

$$E(\Theta) = \left\langle \Psi_{\text{two chains}} \left| H_{\text{two chains}} \right| \Psi_{\text{two chains}} \right\rangle \quad (4.5)$$

We observe a band structure of sorts given by this minimum ‘energy surface’ given in Figure 4.

[ put figure 3 about here ]

This is, in form, substantially the same diagram given by Miller, et al <sup>2</sup>. The importance of Figure 2 is that it appears one needs the term  $\Delta'$  given in equation 3.4 in order to get this band structure in the first place for Figure 3. The situation

done with a simulation with  $\Delta'(1 - \cos[\phi_2 - \phi_1])$  included is ,with Fortran 90, complicated since this would ordinarily imply coupled differential equations which are extremely unreliable to solve numerically. For a number of reasons, one encounters horrendous round off errors with coupled differential equations solved numerically in Fortran. So, then the problem was done, instead, using Mathematica software which appears to avoid the truncation errors Fortran 90 presents us if we use a p.c. with standard techniques. Here is how the problem was presented before being coded for Mathematica: where one has  $E_1 = E_p$  = pinning energy ,  $E_2 = E_c$  = charging energy, and  $\Delta[1 - \cos(\phi_2 - \phi_1)]$  represents coupling between “degrees of freedom” of the two chains. The wave function used was set to a different value than given in either 4.2 or 4.2a

$$\Psi_m(\phi_i) = \sum_{m=-2}^2 b_m \exp(-\alpha(\phi_i - 2 \cdot \pi \cdot m)) \quad (4.6)$$

with :

$$\sum_{m=-2}^2 b_m^2 = 1 \quad (4.7)$$

we obtained a minimum energy ‘band structure’ with two adjacent parabolic arcs.

This representation, as seen in Figure 4 is going to be subsequently modified , here.

We obtain a ‘minimum’ energy out of this we can write as :

$$E = E_{\min} = \langle \Psi | \hat{H} | \Psi \rangle \quad (4.8)$$

where  $D_1 = 174.091, E_p = .00001, E_c = .000001$  and  $\Delta' = .005$  for Hamiltonian

$$\hat{H}_{\text{two chains}} = \sum_{n=1}^2 \left[ \frac{\Pi_n^2}{2 \cdot D_1} + E_1 [1 - \cos \phi_n] + E_2 (\phi_n - \Theta)^2 + \Delta [1 - \cos(\phi_n - \phi_{n-1})] \right] \quad (4.9)$$

where minimum energy curves are set by the coefficients of the two wave functions, which are set as  $b_{-2}, b_{-1}, b_0, b_1, b_2; c_{-2}, c_{-1}, c_0, c_1, c_2; \alpha$  (which happens to be the wave parameter for 2.8) . This leads to an energy curve given in Figure 4

[ put figure 4 about here ]

where there are five, not two local minimum values of the energy. It is a reasonable guess that for additional chains (i.e. if  $m$  bracketed by numbers  $> 2$  ) that the number of local minimum values will go up, provided that one uses a modified version of equation 12 . Next, we should consider how to plot an average  $\langle \phi \rangle$  value which we will construct below. The easiest way to put in a time dependence in the Hamiltonian (4.9) is to provisionally set  $\Theta = \omega_D t$

For the graphics presented,  $\omega_D = 0.67 \text{ M Hz}$

If we set  $\Psi \equiv \Psi(\phi_1, \phi_2, \Theta)$  which has an input from the Hamiltonian  $\hat{H}$   
*two chains*

then we can set up an average phase, which we will call:

$$\Phi = \frac{1}{2}(\phi_1 + \phi_2) \quad (4.10)$$

where we calculate a mean value of phase given by <sup>3,9</sup>

$$\langle \Phi(\Theta) \rangle = \int_{-\eta\pi}^{\eta\pi} \int_{-\eta\pi}^{\eta\pi} d\phi_1 d\phi_2 \frac{1}{2} \cdot (\phi_1 + \phi_2) |\Psi(\phi_1, \phi_2, \Theta)|^2 \quad (4.11)$$

The integral  $\langle \Phi(\Theta) \rangle$  was evaluated by ‘NIntegrate’ of mathematica, and was graphed against  $\Theta$  in Figure 6, with  $\eta = 20$

[ put figure 5 about here ]

. These total set of graphs put together are strongly suggestive of tunneling when one has  $\Delta \neq 0$  in  $\hat{H}_{two\ chains}$ .

The simulation results of Figure 5 are akin to a thin wall approximation leading to a specific shape of the soliton – anti soliton pair in ‘phase’ space which is also akin to when we have abrupt but finite transitions after long periods of stability<sup>1,2</sup>. We can link this sort of abrupt transitions to what happens when we have a ‘thin wall approximation’ as spoken of by Sidney Coleman in his ‘fate of the false vacuum’ hypothesis<sup>4</sup> for ‘instanton’ transitions. We do, however, need to verify if or not that the soliton solution to this problem is optimal for tunneling. Trying to show this will be the main reason for the next section treatment of how a multi chain interaction will be a necessary condition for formation of solitons ( anti solitons ) in CDW transport problems..

## 5. Wave functional procedure used in S-S’ pair nucleation

Traditional current treatments frequently follow the Fermi golden rule for current density<sup>2,10</sup>

$$J \propto W_{LR} = \frac{2 \cdot \pi}{\hbar} \cdot |T_{LR}|^2 \cdot \rho_R(E_R) \quad (5.1)$$

In our prior work we applied the Bogomil’nyi inequality<sup>1,2,6</sup> to come up with an acceptable wave functional which will refine  $I$ - $E$  curves<sup>2,3</sup> used in density wave transport. We shall, work to modify a de facto 1+1 dimensional problem in condensed matter physics to being one which is quasi one dimensional by making the following substitution , namely looking at the lagrangian density  $\mathcal{L}$  to having a time

independent behavior denoted by a sudden pop up of a S-S' pair via the substitution of the nucleation 'pop up' time by

$$\int d\tau \cdot dx \cdot \varsigma \rightarrow t_p \cdot \int dx \cdot L \quad (5.2)$$

where  $t_p$  is here the Planck's time interval . Then afterwards, we shall use the substitution of  $\hbar \equiv c \equiv 1$  so we can write

$$\int d\tau \cdot dx \cdot \varsigma \rightarrow t_p \cdot \int dx \cdot L \rightarrow \int dx \cdot L \quad (5.3)$$

This allowed us to use in our S-S' nucleation problem the following wave functional

$$\psi \propto c \cdot \exp\left(-\beta \cdot \int L \, dx\right) \quad (5.4)$$

in a functional current we derived as being of the form <sup>2</sup>

$$J \propto T_{if} \quad (5.5)$$

when

$$T_{if} \cong \frac{(\hbar^2 \equiv 1)}{2 \cdot m_e} \int \left( \Psi_{initial}^* \frac{\delta^2 \Psi_{final}}{\delta \phi(x)_2} - \Psi_{final} \frac{\delta^2 \Psi_{initial}^*}{\delta \phi(x)_2} \right) \vartheta(\phi(x) - \phi_0(x)) \delta \phi(x) \quad (5.6)$$

where

$$c_2 \cdot \exp\left(-\alpha_2 \cdot \int d\tilde{x} [\phi_T]^2\right) \equiv \Psi_{final} \quad (5.7)$$

and

$$c_1 \cdot \exp\left(-\alpha_1 \cdot \int dx [\phi_0 - \phi_F]^2\right) \equiv \Psi_{initial} \quad (5.8)$$

with  $\phi_0 \equiv \phi_F + \varepsilon^+$  and where the  $\alpha_2 \cong \alpha_1$  . These values for the wave functionals showed up in the upper right hand side of figure 6

[ place figures 6 about here ]

and represent the decay of the false vacuum hypothesis which we found was in tandem with the Bogomil'nyi inequality<sup>1,2,6</sup>. As mentioned this allows us to present a change in energy levels to be inversely proportional to the distance between a S-S' pair<sup>1,2</sup>

$$\alpha_2 \equiv \Delta E_{gap} \equiv \alpha \approx L^{-1} \quad (5.9)$$

We also found that in order to have a gaussian potential in our wavefunctionals that we needed to have

$$\frac{(\{ \})}{2} \equiv \Delta E_{gap} \equiv V_E(\phi_F) - V_E(\phi_T) \quad (5.10)$$

where for potentials of the form ( generalization of the extended sine Gordon model potential )<sup>1,2</sup>

$$V_E \equiv C_1 \cdot (\phi - \phi_0)^2 - 4 \cdot C_2 \cdot \phi \cdot \phi_0 \cdot (\phi - \phi_0)^2 + C_2 \cdot (\phi^2 - \phi_0^2)^2 \quad (5.11)$$

we had a lagrangian<sup>6</sup> we modified to be ( due to the Bogomil'nyi inequality )

$$L_E \geq |Q| + \frac{1}{2} \cdot (\phi_0 - \phi_C)^2 \cdot \{ \} \quad (5.12)$$

with topological charge  $|Q| \rightarrow 0$  and with the gaussian coefficient found in such a manner as to leave us with wave functionals<sup>2</sup> we generalized for charge density transport



$$\Psi_{i,f} [\phi(\mathbf{x})]_{\phi=\phi_{ci,f}} = c_{i,f} \cdot \exp \left\{ - \int d\mathbf{x} \alpha \left[ \phi_{Ci,f}(\mathbf{x}) - \phi_0(\mathbf{x}) \right]^2 \right\}, \quad (5.13)$$

## 6: Conclusion : Setting up the framework for a Field Theoretical Treatment of Tunneling.

We have, in the above identified pertinent issues needed to be addressed in an analytical treatment of Charge Density Wave transport. First, we should try to have a formulation of the problem of tunneling which has some congruence with respect to the ‘False Vacuum’ hypothesis of Sidney Coleman. We make this statement based upon the abrupt transitions made in a multi chain model of Charge Density Wave tunneling which are in form identical to what we would expect in a thin wall approximation of a boundary between true and false vacuums. Secondly, we also can say that it is useful to keep a soliton ( anti - soliton ) representation of solutions for Charge Density transport . Figure 2 addresses minimum conditions for the formation of a Soliton ( anti soliton ) , but what we have here is that if we want to have a band structure pertinent to tunneling analysis , we should keep the  $\Delta$  term necessitated in coupling chains together in Charge Density Wave transport analysis.

We explicitly argue that a tunneling Hamiltonian based upon functional integral methods is essential for satisfying necessary conditions for the formation of a S-S’ pair . The Bogomil’nyi inequality stresses the importance of the relative unimportance of the driving force  $E_2 \cdot (\phi_n - \Theta)^2$  which we drop out in our formation

of a soliton ( anti soliton ) in our multi chain calculation. In addition, we argue that normalization procedures, plus assuming a net average value of the

$$\Delta'(1 - \cos[\phi_n - \phi_{n-1}]) \rightarrow \frac{\Delta'}{2} \cdot [\phi_n - \phi_{n-1}]^2 + \text{small terms} \text{ as seen in our analysis of the}$$

contribution to the Peierls gap contribution to S-S' pair formation in our Gaussian

$$\psi \propto c \cdot \exp\left(-\beta \cdot \int L dx\right) \text{ representation of how S-S' pairs evolve in a pinning gap}$$

transport problem for charge density wave dynamics.

### **Figure Captions**

**FIG 1 :** Beginning of resonance phenomena due to using Crank – Nickelson iteration of one chain model .

**FIG 2 :** How one configures two chain potential structure due to the Gaussians expected in a coherent quantum wave function

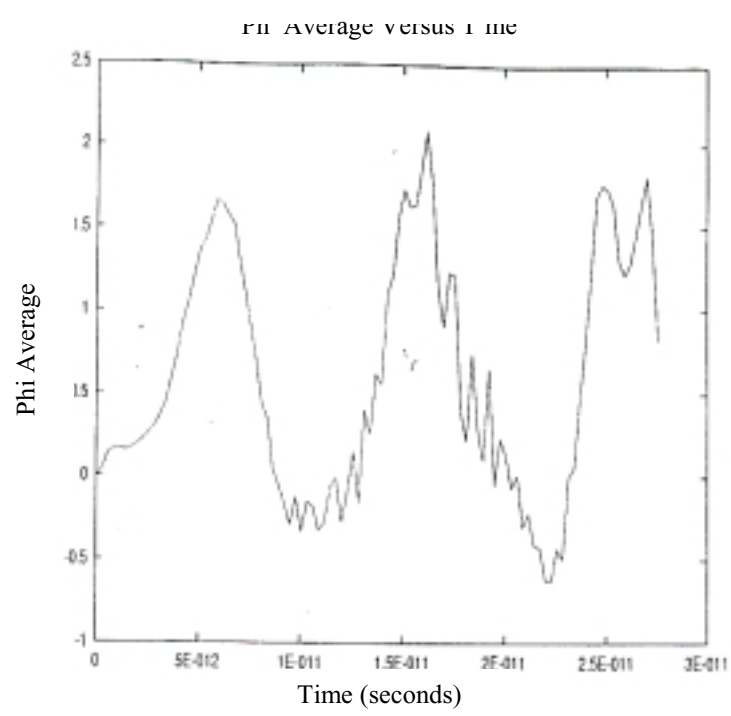
**FIG 3 :** ‘ Minimum energy ‘ bands using (‘coherent state wave function’) with alpha set as 3.92.

**FIG 4:** Determining band structure via a Mathematica 8 program, and with wave functions given by equations 2.8,

**FIG 5 :** Phase vs.  $\Theta$  , according to the predictions of the ‘multi-chain’ tunneling model .

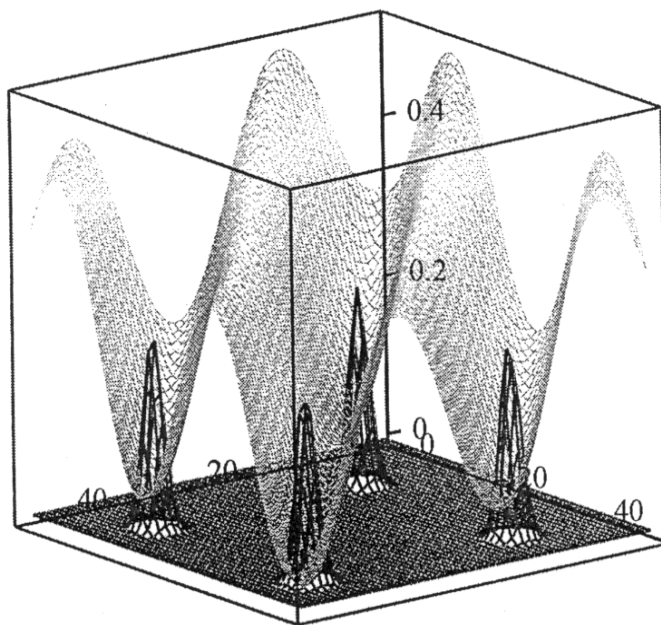
**FIG 6 :** Evolution from an initial state  $\Psi_i[\phi]$  to a final state  $\Psi_f[\phi]$  for a double-well potential (inset) in a quasi 1-D model, showing a kink-antikink pair bounding the

nucleated bubble of true vacuum. The shading illustrates quantum fluctuations about the optimum configurations of the field  $\phi_F$  and  $\phi_T$ , while  $\phi_0(x)$  represents an intermediate field configuration inside the tunnel barrier. This also shows the direct influence of the Bogomil'nyi inequality in giving a linkage between the 'distance' between constituents of a cosmological 'nucleated pair' of S-S' and the  $\Delta E$  difference in energy values between  $V(\phi_F)$  and  $V(\phi_T)$  which allowed us to have a 'gaussian' representation of evolving nucleated states.



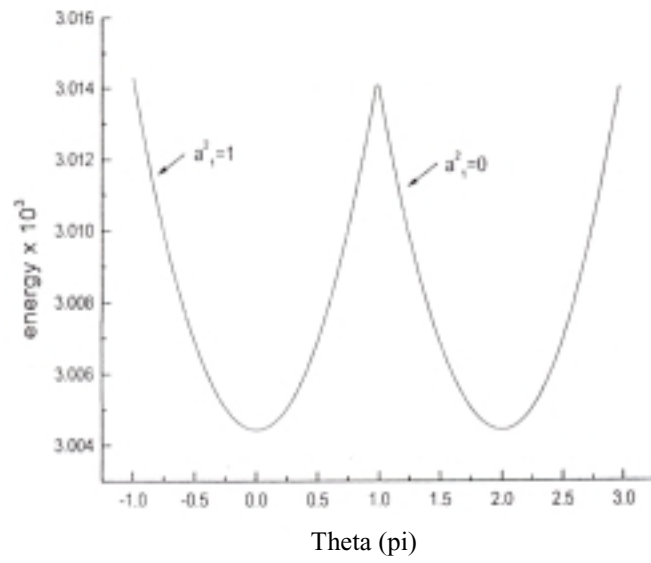
**Fig 1**

**Beckwith et al.**



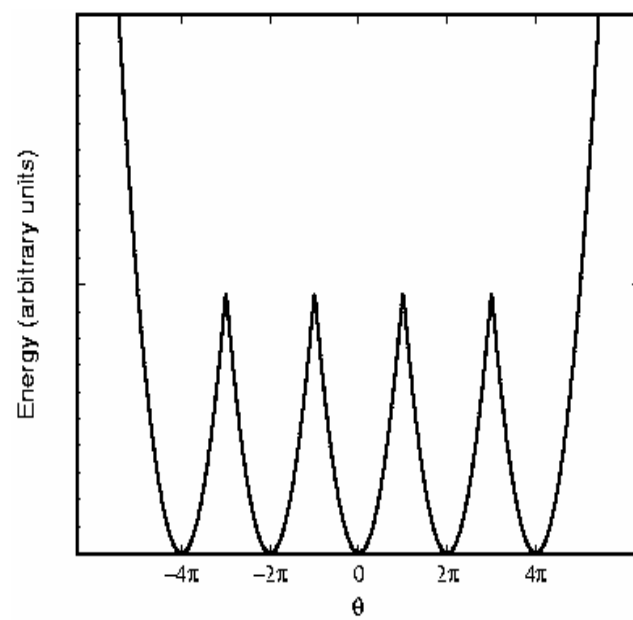
**Fig 2**

**Beckwith et al**



**Fig 3**

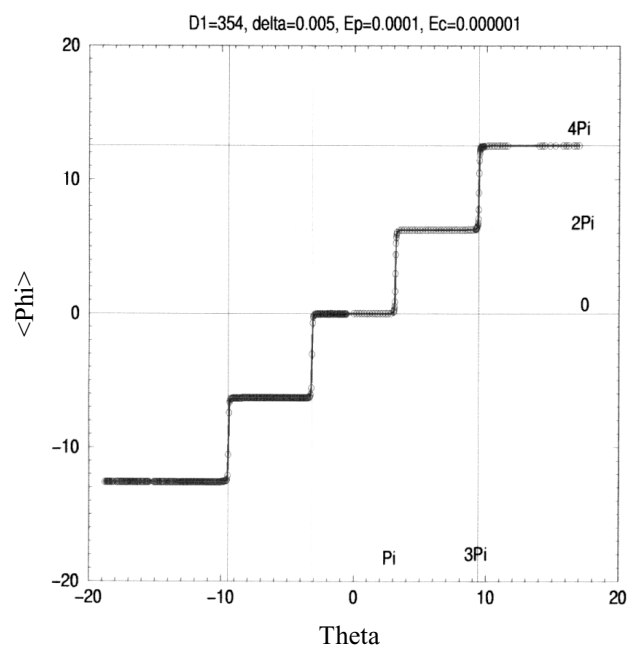
**Beckwith et al.**



**Fig 4**

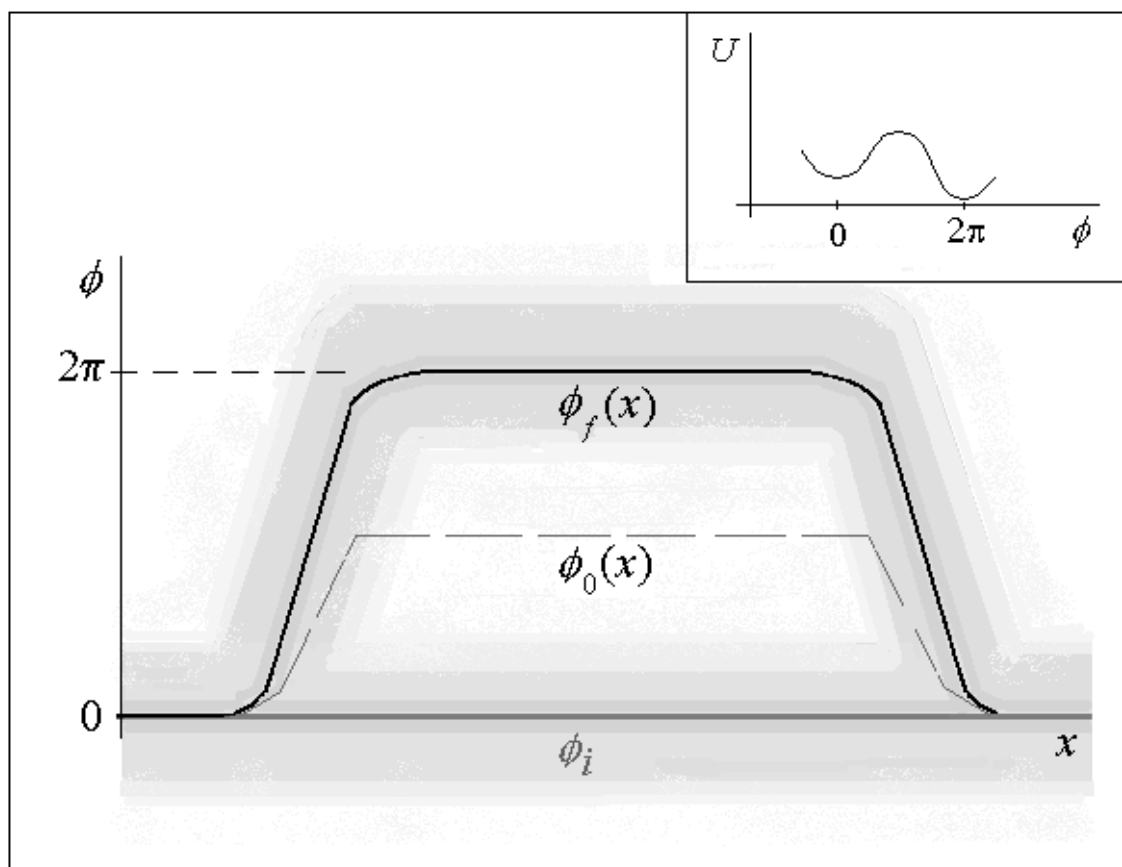
**Beckwith et al**





**Fig 5**

**Beckwith et al**



**Figure 6**

**Beckwith et. al**

## References

- 
- <sup>1</sup> A. W. Beckwith, J. H. Miller, Jr, arxiv : math-ph/0406048 (Tunneling Hamiltonian Representation of False Vacuum Decay I .Comparison with Bogomol'nyi Inequality ; A.W. Beckwith, J. H. Miller)
- <sup>2</sup> A.W. Beckwith , J.H. Miller, Jr ; arxiv : math-ph/0406053 (Tunneling Hamiltonian Representation of False Vacuum Decay II. Application to Soliton – Anti Soliton Pair Creation ; A.W. Beckwith, J. H. Miller)
- <sup>3</sup> A.W. Beckwith ‘*Classical and Quantum models of Density wave transport: A comparative study*’ PhD dissertation , U. of Houston physics department , December 2001
- <sup>4</sup> S. Coleman , Phys. Rev. D 15,2929(1977)
- <sup>5</sup> G. Smith, ‘ Numerical Solutions of Partial Differential equations; Finite difference Methods’ , third edition, Oxford, 1986 ; K. Morton Morton and D. Mayers; ‘ Numerical Solution of Partial Differential equations: An introduction’
- <sup>6</sup> A. Zee, ‘ Quantum field theory in a nutshell’ ; Princeton university press , 2003 pp. 279-80
- <sup>7</sup> S. Kagoshima, H. Nagasawa, T. Sambongi, ‘ One dimensional conductors’, Springer Verlag 1987
- <sup>8</sup> J. H. Miller, Jr. , C. Ordonez, and E. Prodan, *Phys. Rev. Lett* **84**, 1555(2000)
- <sup>9</sup> J. H. Miller, Jr., G. Cardenas, A. Garcia-Perez, W. More, and A. W. Beckwith, *J. Phys. A: Math. Gen.* **36**, 9209 (2003).
- <sup>10</sup> Dilip K. Roy, ‘ A Quantum Measurement approach to Tunneling ‘ , World Press Scientific , 1993