

Infinite Products of Large Random Matrices and Matrix-valued Diffusion

Ewa Gudowska-Nowak^{a,b*}, Romuald A. Janik^{b†},
Jerzy Jurkiewicz^{b‡} and Maciej A. Nowak^{a,b§}

^a Gesellschaft für Schwerionenforschung,
Planckstrasse 1,

D-64291 Darmstadt, Germany

^b M. Smoluchowski Institute of Physics,
Jagellonian University,
Reymonta 4,
PL 30-059 Kraków, Poland

February 8, 2020

Abstract

We use an extension of the diagrammatic rules in random matrix theory to evaluate spectral properties of finite and infinite products of large complex matrices and large hermitian matrices. The infinite product case allows us to define a natural matrix-valued multiplicative diffusion process. In both cases of hermitian and complex matrices, we observe an emergence of "topological phase transition" in the spectrum, after some critical diffusion time τ_{crit} is reached. In the case of the particular product of two hermitian ensembles, we observe also an unusual localization-delocalization phase transition in the spectrum of the considered ensemble. We verify the analytical formulae obtained

*e-mail: gudowska@th.if.uj.edu.pl

†e-mail: ufrjanik@if.uj.edu.pl

‡e-mail: jurkiewicz@th.if.uj.edu.pl

§e-mail: nowak@th.if.uj.edu.pl

in this work by numerical simulation.

PACS: 05.40.+j; 05.45+b; 05.70.Fh; 11.15.Pg

Keywords: Non-hermitian random matrix models, Diagrammatic expansion, Products of random matrices.

Contents

1	Introduction	3
2	Hermitian Random Ensembles	7
3	Non-hermitian Random Ensembles	10
4	Product of Two Complex Matrices	14
5	Product of Arbitrary Number of Complex Matrices	17
6	Product of Two Hermitean Matrices	23
7	Products of Arbitrary Number of Hermitean Matrices	26
8	Numerical Tests	28
9	Stability and Lyapunov Exponents	31
10	Summary	34

1 Introduction

Applications of random matrix theory (RMT) in physics range from interpretation of complex spectra of energy levels in atomic and nuclear physics [1], studies of disordered systems [2], chaotic behavior [3] to quantum gravity [4, 5]. Use of progressively developed methods of RMT has also proven to be of particular interest in other sciences such as meteorology [6], image processing [7], population ecology [8] or economy [9, 10].

In this work, we will be concerned with the infinite products of random matrices (PRM) sampled from general Gaussian ensembles. Products of that type appear in various branches of physics and interdisciplinary applications [11] where system dynamics is described in terms of evolution operators with random coefficients. Perhaps best known examples are those related to thermal properties of disordered magnetic systems, in particular, to localization of electronic wave functions in random potentials [12, 2]. Attention has also been focused on applications of PRM to the analysis of chaotic dynamical systems [11, 13, 14, 15], where stability of trajectories and their sensitive

dependence on initial conditions are measured in terms of characteristic Lyapunov exponents. Moreover, there are several results exploring use of the PRM formalism in applied physics and interdisciplinary research, ranging from the studies of stability of large eco- and social- systems [8], adaptive algorithms and analysis of system performance under the influence of external noises [16] to image compression [17] and communication via antenna arrays [18, 19]. However, despite the richness of the potential applications, the number of analytical results available in the PRM theory is still rather limited.

In this paper we develop effective calculational techniques for studying products of random matrices in the large N limit, and use these tools to derive the properties of the natural matrix valued generalization of the geometric (multiplicative) diffusion type process. The scalar versions of these processes, leading to log-normal distributions are ubiquitous in various fields [20] and we expect the matrix valued generalizations to find numerous applications.

Let us briefly review the conventional (scalar) multiplicative (geometric) random walk in one dimension in the presence of some external drift force. The process belongs to the class of (Markovian) Ito diffusion processes, whose stochastic variable s undergoes evolution

$$\frac{ds}{s} = \mu(s, t)dt + \sigma(s, t)dW_t \quad (1)$$

In the above stochastic differential equation (SDE), part of the evolution is driven by a variable dW_t that represents the Wiener process (integral of the Gaussian white-noise), respecting

$$\langle dW_t \rangle = 0 \quad \langle dW_t^2 \rangle = dt \quad (2)$$

For simplicity we will limit ourselves to the constant drift μ and constant variance σ . Finite time evolution of the system could be viewed as a string of increments

$$s(T) = \lim_{M \rightarrow \infty} \left[\left(1 + \mu \frac{T}{M} + \sigma \sqrt{\frac{T}{M}} x_1\right) \left(1 + \mu \frac{T}{M} + \sigma \sqrt{\frac{T}{M}} x_2\right) \dots \right. \\ \left. \dots \left(1 + \mu \frac{T}{M} + \sigma \sqrt{\frac{T}{M}} x_M\right) \right] s(0) \quad (3)$$

where M stands for the number of steps in the discretization of the time interval. After averaging $s(T)$ over the independent identical distributions

(iid) of the Gaussian variables x_i and taking the limit $M \rightarrow \infty$, we recover¹ the well known solution for the probability density of $s(T)$:

$$p(s, T|s_0, 0) = \frac{1}{s\sqrt{2\pi\sigma^2 T}} \exp \left[-\frac{(\log(s/s_0) - \mu T + \frac{1}{2}\sigma^2 T)^2}{2\sigma^2 T} \right] \quad (4)$$

with s restricted to positive values.

The aim of this paper is to study a similar construction in the space of matrices taking the defining equation (3) as a guideline for generalization. We are therefore interested in properties of the *matrix-valued evolution operator* defined as

$$Y(T) = \lim_{M \rightarrow \infty} \left\langle \left[\left(1 + \mu \frac{T}{M} + \sigma \sqrt{\frac{T}{M}} X_1\right) \left(1 + \mu \frac{T}{M} + \sigma \sqrt{\frac{T}{M}} X_2\right) \dots \right. \right. \\ \left. \left. \dots \left(1 + \mu \frac{T}{M} + \sigma \sqrt{\frac{T}{M}} X_M\right) \right] \right\rangle \quad (5)$$

where μ is some deterministic “drift” matrix and the stochastic matrices X_i belong to identical independent random matrix ensembles over which the average is taken.

Contrary to several standard multidimensional extensions of Brownian walks, we concentrate here on studying how the full spectrum of operator Y evolves with time T .

Let us note some key features of the operator Y . First, since the matrices X_i in general do not commute, we are dealing with a ‘path ordered product’. Second, even if the matrices X_i are hermitian, their product is not, i.e. the spectrum in general disperses into the complex plane, showing - as pointed out in this paper - some rather unusual feature described as a “topological phase transition”.

We note that the time evolution of some initial vector $|0\rangle$ under Y forms a very general setup for several multivariate stochastic evolutions of the type

$$|\tau\rangle = Y(\tau) |0\rangle, \quad (6)$$

However analytical results for such processes are scarce. In a recent study, Jackson et al. [21] solved the matrix-valued evolution driven by Gaussian

¹The log-normal distribution $s(T)$ is easy to infer looking at the form of the product (3). Taking the logarithm, expanding and using central limit theorem we immediately see, that the r.h.s. tends to the Gaussian distribution.

noise of the type considered above in the case of 2 by 2 hermitian matrices. There are also some known results for the diffusion of the *norm* of vector $|\tau\rangle$, since this problem can be linked to the Lyapunov exponents of the hermitian matrix $Y^\dagger Y$. We briefly comment on this issue in section 9.

The main result of this work is the derivation of exact (finite M) and asymptotic ($M \rightarrow \infty$) spectral formulae for the evolution operators Y , in the limit where the dimension N of Y tends to infinity. For simplicity, we set to zero the deterministic entries μ – although one can easily include them using our formalism. In this paper we also limit ourselves to ensembles of the Gaussian type. Generalizations to non-Gaussian measures (involving finite and infinite spectral supports) will be investigated elsewhere. We discuss here two cases depending on whether the X_i 's are (i) hermitian Gaussian matrices (GUE) or (ii) complex (arbitrary) Gaussian matrices (GCE). Similar constructions could be used for real and quaternionic matrices.

The main motivation for this work is to formulate a new and relatively simple theoretical framework for studying spectra of the diffusive-like evolution operators with their further applications to various branches of the complex systems analysis in physics, mathematics and in the interdisciplinary science.

In particular, the formalism outlined here could be used as a starting point for matrix versions of super- or sub-diffusions, generated by *e.g.* matrix Lévy analogs of the stable power-tailed distributions. It will be used also for the study of spectral statistics of infinite products of unitary operators (*e.g.* Polyakov lines) [22].

Most of the derivations presented in this paper will be based on diagrammatic methods. In order to make the paper self-contained, in the first two sections we briefly present the formalism, first for hermitian RMM (section 2) and then in section 3, we recall the extension of diagrammatic methods to the non-hermitian case [27, 28], by using complex Gaussian non-hermitian random matrix model as an example. In section 4 we move to the main part of our paper and introduce our method for the treatment of products of random matrices by performing calculations for a product of two matrices. Then (section 5) we move towards the products of M complex matrices, and we perform the limit $M \rightarrow \infty$. We present the final formulae for the spectral density and the equations defining the boundary of the two-dimensional support of the eigenvalues. In sections 6 and 7 we consider the case of hermitian matrices, which surprisingly is more difficult than the previous one. We analyze first (section 6) the product of two matrices. This is interesting on its

own, since it exhibits quite singular behavior – for evolution times smaller than a certain critical value, the *a priori* complex eigenvalues are ”frozen” to the real axis. In section 7 we move towards the general case. For products of matrices involving more than two hermitian matrices, the eigenvalues always form two-dimensional islands. We solve the spectral problem in the large M limit. In section 8 we show the numerical analysis, confirming our analytical predictions and the existence of “topological phase transitions”, corresponding to structural changes of the spectrum.

Finally, in section 9 we briefly discuss the problems of stability of such products and the relation of our results to the standard Lyapunov exponents. Section 10 concludes the paper.

2 Hermitian Random Ensembles

A key problem in random matrix theories is to find the distribution of eigenvalues λ_i , in the large N (size of the matrix H) limit, i.e

$$\rho(\lambda) = \frac{1}{N} \left\langle \sum_{i=1}^N \delta(\lambda - \lambda_i) \right\rangle \quad (7)$$

where averaging $\langle \dots \rangle$ is done over the ensemble of $N \times N$ random hermitian matrices generated with probability

$$P(H) \propto e^{-N \text{Tr} V(H)}. \quad (8)$$

By introducing the resolvent (Green’s function)

$$G(z) = \frac{1}{N} \left\langle \text{Tr} \frac{1}{\mathbf{z} - H} \right\rangle. \quad (9)$$

with $\mathbf{z} = z \mathbf{1}_N$ and by using the standard relation

$$\frac{1}{\lambda \pm i\epsilon} = \text{P.V.} \frac{1}{\lambda} \mp i\pi \delta(\lambda). \quad (10)$$

the spectral function (7) can be derived from the discontinuities of the Green’s function (9)

$$\begin{aligned} -\frac{1}{\pi} \text{Im} \lim_{\epsilon \rightarrow 0} G(\lambda + i\epsilon) &= \frac{1}{N} \langle \text{Tr} \delta(\lambda - H) \rangle \\ &= \frac{1}{N} \left\langle \sum_{i=1}^N \delta(\lambda - \lambda_i) \right\rangle = \rho(\lambda). \end{aligned} \quad (11)$$

For the purpose of the analysis presented in next chapters we mention that the above relation could be also rewritten as

$$\frac{1}{\pi} \partial_{\bar{z}} G(z) = \rho(z) \quad (12)$$

where the derivative is understood in the sense of generalized functions (distributions).

There are several ways of calculating Green's functions for HRMM [1, 23, 24]. We will follow the diagrammatic approach introduced by [25]. A starting point of the approach is the expression allowing for the reconstruction of the Green's function from all the moments $\langle \text{Tr} H^n \rangle$,

$$\begin{aligned} G(z) &= \frac{1}{N} \left\langle \text{Tr} \frac{1}{\mathbf{z} - H} \right\rangle = \frac{1}{N} \left\langle \text{Tr} \left[\frac{1}{\mathbf{z}} + \frac{1}{\mathbf{z}} H \frac{1}{\mathbf{z}} + \frac{1}{\mathbf{z}} H \frac{1}{\mathbf{z}} H \frac{1}{\mathbf{z}} + \dots \right] \right\rangle \\ &= \frac{1}{N} \sum_n \frac{1}{z^{n+1}} \langle \text{Tr} H^n \rangle \end{aligned} \quad (13)$$

The reason why the above procedure works correctly for *hermitian* matrix models is the fact that the Green's function is guaranteed to be *holomorphic* in the whole complex plane minus at most one or more 1-dimensional intervals. We will use the diagrammatic method to evaluate efficiently the sum of the moments on the right hand side. We will now restrict ourselves to the well known case of a random hermitian ensemble with Gaussian distribution.

The first step is to introduce a generating function with a matrix-valued source J :

$$Z(J) = \int dH e^{-\frac{N}{2}(\text{Tr} H^2) + \text{Tr} H \cdot J}. \quad (14)$$

where we integrate over all N^2 elements of the matrix H . All the moments follow directly from $Z(J)$ through the relation

$$\langle \text{Tr} H^n \rangle = \frac{1}{Z(0)} \text{Tr} \left(\frac{\partial}{\partial J} \right)^n Z(J) \Big|_{J=0} \quad (15)$$

and are straightforward to calculate, since in the Gaussian case the partition function (14) reads $Z(J) = \exp \frac{1}{2N} \text{Tr} J^2$. Accordingly, the lowest nonzero expectation value is

$$\langle H_b^a H_d^c \rangle = \frac{\partial^2 Z(J)}{\partial J_a^b \partial J_c^d} \Big|_{J=0} = \frac{1}{N} \frac{\partial J_a^c Z(J)}{\partial J_a^b} \Big|_{J=0} = \frac{1}{N} \delta_b^c \delta_d^a. \quad (16)$$

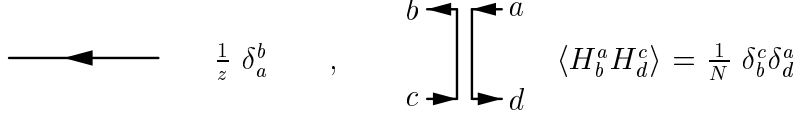


Figure 1: Large N “Feynman” rules for “quark” and “gluon” propagators.

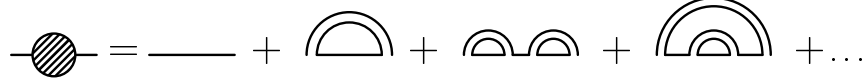


Figure 2: Diagrammatic expansion of the Green’s function up to the $O(H^4)$ terms.

and the next non-vanishing expectation value reads

$$\langle H_b^a H_d^c H_f^e H_h^g \rangle = \frac{1}{N^2} \left(\delta_b^c \delta_d^a \delta_f^g \delta_h^e + \delta_h^a \delta_g^b \delta_f^c \delta_e^d + \delta_f^a \delta_e^b \delta_h^c \delta_g^d \right) \quad (17)$$

The key idea in the diagrammatic approach is to associate to the expressions for the moments, like the above, a graphical representation following from a simple set of rules. The power of the approach is that it enables to perform a resummation of the whole power series (13) through the identification of the structure of the relevant graphs.

We depict the “Feynman” rules in Fig. 1, borrowing on the standard large N diagrammatics for QCD [26]. The $1/\mathbf{z} = 1/z\delta_a^b$ in (13) is represented by a horizontal straight line. The propagator (16) is depicted as a double line.

The diagrammatic expansion of the Green’s function is visualized in Fig. 2, where one connects the vertices with the double line propagators in all possible ways. Each “propagator” brings a factor of $1/N$, and each loop a factor of $\delta_a^a = N$. From the three terms, corresponding to (17) contributing to $\langle \text{tr } H^4 \rangle$ only the first two are presented in Fig. 2 (the third and the fourth diagram). The diagram corresponding to the third term in (17) represents a non-planar contribution which is suppressed as $1/N^2$ and hence vanishes when $N \rightarrow \infty$. In general, only planar graphs survive the large N limit.

The resummation of (13) is done by first introducing the self-energy Σ comprising the sum of all one-particle irreducible graphs (rainbow-like). Then the Green’s function reads

$$G(z) = \frac{1}{z - \Sigma(z)}. \quad (18)$$

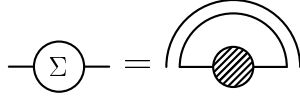


Figure 3: Schwinger-Dyson equation for rainbow diagrams.

In the large N limit the equation for the self energy Σ , follows from resumming the rainbow-like diagrams of Fig. 2. The resulting equation (“Schwinger-Dyson” equation of Fig. 3) encodes pictorially the structure of these graphs and reads

$$\Sigma = \frac{1}{N} \text{Tr} G \mathbf{1} = \frac{N}{N} G = G. \quad (19)$$

Equations (18) and (19) give immediately $G(z - G) = 1$ which can be solved to yield

$$G_{\mp}(z) = \frac{1}{2}(z \mp \sqrt{z^2 - 4}) \quad (20)$$

Only the G_- is a normalizable solution, with the proper asymptotic behavior $G(z) \rightarrow 1/z$ in the $z \rightarrow \infty$ limit. From the discontinuity (cut), using (11), we recover Wigner’s semicircle [29] for the distribution of the eigenvalues for hermitian random matrices

$$\rho(\lambda) = \frac{1}{2\pi} \sqrt{4 - \lambda^2}. \quad (21)$$

3 Non-hermitian Random Ensembles

The main difficulty in the treatment of non-hermitian random matrix models is the fact that now the eigenvalues accumulate in *two-dimensional* domains in the complex plane and, through (12), the Green’s function is no longer holomorphic. Therefore the power series expansion (13) no longer captures the full information about the Green’s function.

This phenomenon can be easily seen even in the the simplest non-hermitian ensemble — the Ginibre-Girko one [30, 31], with non-hermitian matrices X , and measure

$$P(X) = e^{-N \text{Tr} X X^\dagger}. \quad (22)$$

It is easy to verify that all moments vanish $\langle \text{tr } X^n \rangle = 0$, for $n > 0$ so the expansion (13) gives the Green's function to be $G(z) = 1/z$ (diagrammatically this follows from the fact that the propagator $\langle X_b^a X_d^c \rangle$ vanishes and hence the self-energy $\Sigma = 0$). The true answer is, however, different. Only for $|z| > 1$ one has indeed $G(z) = 1/z$. For $|z| < 1$ the Green's function is nonholomorphic and equals $G(z) = \bar{z}$.

In spite of the above difficulties a diagrammatic approach can be used for recovering the full information including the eigenvalue density $\rho(z)$. The first step is to define a *regularized* Green's function from which one can extract $\rho(z)$. This has been first done by exploiting the analogy to two-dimensional electrostatics [3, 31, 32]. The resulting regularized Green's function is however difficult to calculate. The second step is to give an equivalent linearized form which can form a basis for a diagrammatic calculation [27]. We will now briefly review the above developments.

Let us define the “electrostatic potential”

$$F = \frac{1}{N} \text{Tr} \ln[(\mathbf{z} - \mathcal{M})(\bar{\mathbf{z}} - \mathcal{M}^\dagger) + \epsilon^2]. \quad (23)$$

Then

$$\begin{aligned} \lim_{\epsilon \rightarrow 0} \frac{\partial^2 F(z, \bar{z})}{\partial z \partial \bar{z}} &= \lim_{\epsilon \rightarrow 0} \frac{1}{N} \left\langle \text{Tr} \frac{\epsilon^2}{(|\mathbf{z} - \mathcal{M}|^2 + \epsilon^2)^2} \right\rangle \\ &= \frac{\pi}{N} \left\langle \sum_i \delta^{(2)}(z - \lambda_i) \right\rangle \equiv \pi \rho(x, y) \end{aligned} \quad (24)$$

represents Gauss law, where $z = x + iy$. The last equality follows from the representation of the complex Dirac delta

$$\pi \delta^{(2)}(z - \lambda_i) = \lim_{\epsilon \rightarrow 0} \frac{\epsilon^2}{(\epsilon^2 + |z - \lambda_i|^2)^2} \quad (25)$$

In the spirit of the electrostatic analogy we can define the Green's function $G(z, \bar{z})$, as an “electric field”

$$G \equiv \frac{\partial F}{\partial z} = \frac{1}{N} \lim_{\epsilon \rightarrow 0} \left\langle \text{Tr} \frac{\bar{\mathbf{z}} - \mathcal{M}^\dagger}{(\bar{\mathbf{z}} - \mathcal{M}^\dagger)(\mathbf{z} - \mathcal{M}) + \epsilon^2} \right\rangle. \quad (26)$$

Then Gauss law reads

$$\partial_{\bar{z}} G = \pi \rho(x, y) \quad (27)$$

in agreement with (12).

As mentioned above, instead of working *ab initio* with the object (26), and in view of applying diagrammatic methods it is much more convenient to proceed differently – as we now discuss.

Following [27] we define the matrix-valued resolvent through

$$\begin{aligned}\hat{\mathcal{G}} &= \frac{1}{N} \left\langle \text{Tr}_{\text{B}2} \begin{pmatrix} \mathbf{z} - \mathcal{M} & i\epsilon \\ i\epsilon & \bar{\mathbf{z}} - \mathcal{M}^\dagger \end{pmatrix}^{-1} \right\rangle \equiv \\ &= \begin{pmatrix} \mathcal{G}_{11} & \mathcal{G}_{1\bar{1}} \\ \mathcal{G}_{\bar{1}1} & \mathcal{G}_{\bar{1}\bar{1}} \end{pmatrix}\end{aligned}\quad (28)$$

where we introduced the ‘block trace’ defined as

$$\text{Tr}_{\text{B}2} \begin{pmatrix} A & B \\ C & D \end{pmatrix}_{2N \times 2N} \equiv \begin{pmatrix} \text{Tr} A & \text{Tr} B \\ \text{Tr} C & \text{Tr} D \end{pmatrix}_{2 \times 2}.$$
 (29)

Then, by definition, the upper-right component $\mathcal{G}_{1\bar{1}}$, is equal to the Green’s function (26).

The block approach has several advantages. First of all it is *linear* in the random matrices \mathcal{M} allowing for a simple diagrammatic calculational procedure. Let us define $2N$ by $2N$ matrices

$$\mathcal{Z} = \begin{pmatrix} \mathbf{z} & i\epsilon \mathbf{1} \\ i\epsilon \mathbf{1} & \bar{\mathbf{z}} \end{pmatrix}, \quad \mathcal{H} = \begin{pmatrix} \mathcal{M} & 0 \\ 0 & \mathcal{M}^\dagger \end{pmatrix}.$$
 (30)

Then the generalized Green’s function is given formally by the same definition as the usual Green’s function G ,

$$\mathcal{G} = \frac{1}{N} \left\langle \text{Tr}_{\text{B}2} \frac{1}{\mathcal{Z} - \mathcal{H}} \right\rangle.$$
 (31)

More importantly, also in this case the Green’s function is completely determined by the knowledge of all matrix-valued moments

$$\left\langle \text{Tr}_{\text{B}} \mathcal{Z}^{-1} \mathcal{H} \mathcal{Z}^{-1} \mathcal{H} \dots \mathcal{Z}^{-1} \right\rangle.$$
 (32)

This last observation allows for a diagrammatical interpretation. The Feynman rules are analogous to the hermitian ones, only now one has to keep track of the block structure of the matrices, e.g. single straight lines will now be associated with a *matrix* factor \mathcal{Z}^{-1} . We will now demonstrate the above procedure by solving diagrammatically the complex Gaussian Random Matrix Model.

Example: the Girko-Ginibre ensemble

The ensemble is defined by the measure

$$P(X) \propto e^{-N \text{Tr} X X^\dagger}. \quad (33)$$

In this case the double line propagators are

$$\begin{aligned} \langle X_b^a X_d^c \rangle &= \langle X_b^{\dagger a} X_d^{\dagger c} \rangle = 0 \\ \langle X_b^a X_d^{\dagger c} \rangle &= \langle X_b^{\dagger a} X_d^c \rangle = \frac{1}{N} \delta_d^a \delta_c^b. \end{aligned} \quad (34)$$

As previously, we introduce the self-energy $\tilde{\Sigma}$, (but which is now matrix-valued), in terms of which we get a two by two matrix expression

$$\mathcal{G} = (\mathcal{Z} - \tilde{\Sigma})^{-1}. \quad (35)$$

where the 2 by 2 matrix \mathcal{Z} reads

$$\mathcal{Z} = \begin{pmatrix} z & i\epsilon \\ i\epsilon & \bar{z} \end{pmatrix} \quad (36)$$

The resummation of the rainbow diagrams for $\tilde{\Sigma}$ is more subtle, but follows easily from the structure of the propagators (34). The analogue of (19) is now:

$$\tilde{\Sigma} \equiv \begin{pmatrix} \Sigma_{11} & \Sigma_{1\bar{1}} \\ \Sigma_{\bar{1}1} & \Sigma_{\bar{1}\bar{1}} \end{pmatrix} = \begin{pmatrix} 0 & \mathcal{G}_{1\bar{1}} \\ \mathcal{G}_{\bar{1}1} & 0 \end{pmatrix}. \quad (37)$$

The two by two matrix equations (35-37) completely determine the problem of finding the eigenvalue distribution for the Girko-Ginibre ensemble. Inserting (37) into (35) we get:

$$\begin{pmatrix} \mathcal{G}_{11} & \mathcal{G}_{1\bar{1}} \\ \mathcal{G}_{\bar{1}1} & \mathcal{G}_{\bar{1}\bar{1}} \end{pmatrix} = \frac{1}{|z|^2 - \mathcal{G}_{1\bar{1}} \mathcal{G}_{\bar{1}1}} \cdot \begin{pmatrix} \bar{z} & \mathcal{G}_{1\bar{1}} \\ \mathcal{G}_{\bar{1}1} & z \end{pmatrix}. \quad (38)$$

Note that at this moment we can safely put to zero the regulators ϵ . Looking at the off-diagonal equation

$$\mathcal{G}_{1\bar{1}} = \frac{\mathcal{G}_{1\bar{1}}}{|z|^2 - \mathcal{G}_{1\bar{1}} \mathcal{G}_{\bar{1}1}} \quad (39)$$

we see that there are two solutions: first one with $\mathcal{G}_{1\bar{1}} = 0$, and a second one with $\mathcal{G}_{1\bar{1}} \neq 0$. The first one leads to a holomorphic Green's function, and a straightforward calculation gives

$$G(z) = \frac{1}{z}. \quad (40)$$

The second one is nonholomorphic, imposing the condition

$$|z|^2 - b^2 = 1 \quad (41)$$

where we denoted $\mathcal{G}_{1\bar{1}}\mathcal{G}_{\bar{1}1} \equiv b^2$, hence

$$G(z, \bar{z}) = \bar{z} \quad (42)$$

which leads, via the Gauss law, to

$$\rho(x, y) = \frac{1}{\pi} \frac{\partial}{\partial \bar{z}} G(z, \bar{z}) = \frac{1}{\pi}. \quad (43)$$

Both solutions match at the boundary $b^2 = 0$, which in this case reads $z\bar{z} = 1$. In such a simple way we recovered the results of Ginibre and Girko for the complex non-hermitian ensemble. The eigenvalues are uniformly distributed on the unit disk $|z|^2 < 1$.

This example illustrates more general properties of the matrix valued generalized Green's function. Each component of the matrix carries important information about the stochastic properties of the system. There are always two solutions for \mathcal{G}_{11} , one holomorphic, another non-holomorphic. The second one leads, via Gauss law, to the eigenvalue distribution. The shape of the “coastline” bordering the “sea” of complex eigenvalues is determined by the matching conditions for the two solutions, i.e. it is determined by imposing on the non-holomorphic solution for b^2 the equation $b^2 = 0$. For other important features of the explained above diagrammatic method and more complex examples see [27, 33].

4 Product of Two Complex Matrices

We will now move towards the main goal of this paper, namely the evaluation of the spectral properties of the random matrix products of the form (5) –

with zero drift and normalized variance:

$$Y(T) = \lim_{M \rightarrow \infty} Y_M \equiv \lim_{M \rightarrow \infty} \left\langle \left[\left(1 + \sqrt{\frac{T}{M}} X_1\right) \left(1 + \sqrt{\frac{T}{M}} X_2\right) \dots \right. \right. \\ \left. \left. \dots \left(1 + \sqrt{\frac{T}{M}} X_M\right) \right] \right\rangle \quad (44)$$

In principle the methods of section 3 could be used to study such random matrices, however the nonlinear product structure would make the resulting diagrammatic rules exceedingly difficult to control. Fortunately, for the purposes of calculating the Green's function, and hence the eigenvalue density, the problem may be *linearized* at the cost of increasing the size of the matrices. In this section we will show how the method works for Y_2 – the product of two matrices, while in section 5 we will consider the general case including the limit $M \rightarrow \infty$. We therefore have to calculate

$$Y_2 = \left\langle \left(1 + \sqrt{\frac{\tau}{2}} X_1\right) \left(1 + \sqrt{\frac{\tau}{2}} X_2\right) \right\rangle_{X_1, X_2} \equiv \langle A_1 A_2 \rangle_{X_1, X_2} \quad (45)$$

where X_1 and X_2 belong to identical independent Gaussian Complex Ensembles (iiGCE=Girko-Ginibre). Since the matrices are non-hermitian we have to use the formalism of section 3 with a conjugate ‘antiholomorphic’ copy. In order to linearize the product structure we use a trick: we introduce a further doubling, thus constructing an auxiliary $4N$ by $4N$ Green's function

$$\begin{aligned} \mathcal{G}(w) &= \left[\begin{pmatrix} \mathbf{w} & 0 & 0 & 0 \\ 0 & \mathbf{w} & 0 & 0 \\ 0 & 0 & \bar{\mathbf{w}} & 0 \\ 0 & 0 & 0 & \bar{\mathbf{w}} \end{pmatrix} - \begin{pmatrix} 0 & A_1 & 0 & 0 \\ A_2 & 0 & 0 & 0 \\ 0 & 0 & 0 & A_2^\dagger \\ 0 & 0 & A_1^\dagger & 0 \end{pmatrix} \right]_{4N \times 4N}^{-1} \\ &= \left[\begin{pmatrix} \mathbf{w} & -\mathbf{1} & 0 & 0 \\ -\mathbf{1} & \mathbf{w} & 0 & 0 \\ 0 & 0 & \bar{\mathbf{w}} & -\mathbf{1} \\ 0 & 0 & -\mathbf{1} & \bar{\mathbf{w}} \end{pmatrix} - \sqrt{\frac{\tau}{2}} \begin{pmatrix} 0 & X_1 & 0 & 0 \\ X_2 & 0 & 0 & 0 \\ 0 & 0 & 0 & X_2^\dagger \\ 0 & 0 & X_1^\dagger & 0 \end{pmatrix} \right]_{4N \times 4N}^{-1} \\ &\equiv \left[\boldsymbol{\mathcal{W}} - \sqrt{\tau/2} \mathcal{X} \right]^{-1} \quad (46) \end{aligned}$$

In the above we first separated the “deterministic” part from the “random one” (second line) and in the last equality we introduced the notation similar to the hermitian and non-hermitian cases analyzed in the previous sections.

In analogy to (29), we define now a block-trace operation tr_{B4} , where we trace each N by N block of the $4N$ by $4N$ matrix $\mathcal{G}(w)$ separately. In such a way, we obtain a 4 by 4 auxiliary Green's function

$$g(w) \equiv \begin{pmatrix} g_{11} & g_{12} & g_{1\bar{1}} & g_{1\bar{2}} \\ g_{21} & g_{22} & g_{2\bar{1}} & g_{2\bar{2}} \\ g_{\bar{1}1} & g_{\bar{1}2} & g_{\bar{1}\bar{1}} & g_{\bar{1}\bar{2}} \\ g_{\bar{2}1} & g_{\bar{2}2} & g_{\bar{2}\bar{1}} & g_{\bar{2}\bar{2}} \end{pmatrix}_{4 \times 4} = \frac{1}{N} \text{tr}_{B4} \mathcal{G}(w) \quad (47)$$

The advantage of this function lies in the fact, that the eigenvalues of the product $A_1 A_2$ coincide with the squares of the eigenvalues of the $2N \times 2N$ block matrix

$$\begin{pmatrix} 0 & A_1 \\ A_2 & 0 \end{pmatrix} \quad (48)$$

This is due to the off-diagonal structure of the sub-blocks in (48). For a general discussion for an arbitrary product see section 5.

As before we define a 4 by 4 matrix of self-energies $\tilde{\Sigma}_{ij}$

$$g(w) = (\mathcal{W} - \tilde{\Sigma})^{-1} \quad (49)$$

where \mathcal{W} is the result of block-tracing 'bold' \mathcal{W} .

Similarly as in the Girko-Ginibre case, we can now diagrammatically analyze the content of the matrix $\tilde{\Sigma}$. We see that only the "double line" propagators $\langle X_1 X_1^\dagger \rangle_{X_1}$ and $\langle X_2 X_2^\dagger \rangle_{X_2}$ are different from zero. Therefore from all of the 16 elements of matrix $\tilde{\Sigma}$ only four are nonzero. Moreover, due to identical measures of X_1 and X_2 variables, we get

$$\begin{aligned} \Sigma_{1\bar{1}} &= \Sigma_{2\bar{2}} = \alpha g_{1\bar{1}} = \alpha g_{2\bar{2}} \\ \Sigma_{\bar{1}1} &= \Sigma_{\bar{2}2} = \alpha g_{1\bar{1}} = \alpha g_{2\bar{2}} \end{aligned} \quad (50)$$

where the factor $\alpha = \tau/2$ comes from the propagator in the corresponding Schwinger-Dyson equation of the type discussed in the previous chapter.

Filling the matrix $\tilde{\Sigma}$ with entries (50) we arrive at the 4 by 4 matrix equation for the elements of the Green's function:

$$\begin{pmatrix} g_{11} & g_{12} & g_{1\bar{1}} & g_{1\bar{2}} \\ g_{21} & g_{22} & g_{2\bar{1}} & g_{2\bar{2}} \\ g_{\bar{1}1} & g_{\bar{1}2} & g_{\bar{1}\bar{1}} & g_{\bar{1}\bar{2}} \\ g_{\bar{2}1} & g_{\bar{2}2} & g_{\bar{2}\bar{1}} & g_{\bar{2}\bar{2}} \end{pmatrix}_{4 \times 4} = \left[\begin{pmatrix} \mathbf{w} & -\mathbf{1} & 0 & 0 \\ -\mathbf{1} & \mathbf{w} & 0 & 0 \\ 0 & 0 & \bar{\mathbf{w}} & -\mathbf{1} \\ 0 & 0 & -\mathbf{1} & \bar{\mathbf{w}} \end{pmatrix} - \begin{pmatrix} 0 & 0 & \alpha g_{1\bar{1}} & 0 \\ 0 & 0 & 0 & \alpha g_{1\bar{1}} \\ \alpha g_{1\bar{1}} & 0 & 0 & 0 \\ 0 & \alpha g_{1\bar{1}} & 0 & 0 \end{pmatrix} \right]^{-1} \quad (51)$$

As in the Ginibre case, we solve it for $g_{\bar{1}1}$ and $g_{1\bar{1}}$. Then, using the solution, we calculate g_{11} . Coming back to original variables with $w^2 = z$ we set $G(z, \bar{z}) = g_{11}(w)$. The eigenvalue distribution then follows from

$$\rho(x, y) = \frac{1}{\pi} \frac{w}{z} \partial_{\bar{z}} G(z, \bar{z}) \quad (52)$$

This is a consequence of the relation between the eigenvalues of the block matrix (48) and the eigenvalues of the product $A_1 A_2$. A general derivation is outlined in the following section.

A little algebra (basically an inversion of the 4 by 4 matrix) shows, that, as before, we get two solutions for $b^2 = g_{1\bar{1}} g_{\bar{1}1} = g_{2\bar{2}} g_{22}$: (i) the holomorphic one (corresponding to $b^2 = 0$, i.e. all Σ_{ij} equal to zero); (ii) the non-holomorphic one, given by the equation

$$\frac{\tau}{2} (|w|^2 - \alpha^2 b^2 + 1) = (\alpha^2 b^2 - 1 + w^2)(\alpha^2 b^2 - 1 + \bar{w}^2) - \alpha^2 b^2 (w + \bar{w})^2 \quad (53)$$

The boundary of the eigenvalue support is given, as before, by the above equation with b^2 set to 0. It is therefore a fourth order conchoid-like planar curve, which in polar coordinates is given by

$$\frac{\tau}{2} (1 + r) = r^2 + 1 - 2r \cos \phi \quad (54)$$

On Fig. 4 we show the shape of the nonholomorphic island for several sample “evolution times” τ .

The Green’s function for the product follows from

$$g_{11}(w) = \frac{w(\bar{w}^2 - 1) - \alpha^2 b^2 \bar{w}}{\det} \quad (55)$$

where

$$\det = (\alpha^2 b^2 - 1 + w^2)(\alpha^2 b^2 - 1 + \bar{w}^2) - \alpha^2 b^2 (w + \bar{w})^2 \quad (56)$$

5 Product of Arbitrary Number of Complex Matrices

We consider now the product of an arbitrary number of matrices. To see the pattern, let us look briefly at the case of three matrices

$$\begin{aligned} Y_3 &= \left\langle \left(1 + \sqrt{\frac{\tau}{3}} X_1\right) \left(1 + \sqrt{\frac{\tau}{3}} X_2\right) \left(1 + \sqrt{\frac{\tau}{3}} X_3\right) \right\rangle_{X_1, X_2, X_3} \\ &\equiv \langle A_1 A_2 A_3 \rangle_{X_1, X_2, X_3} \end{aligned} \quad (57)$$

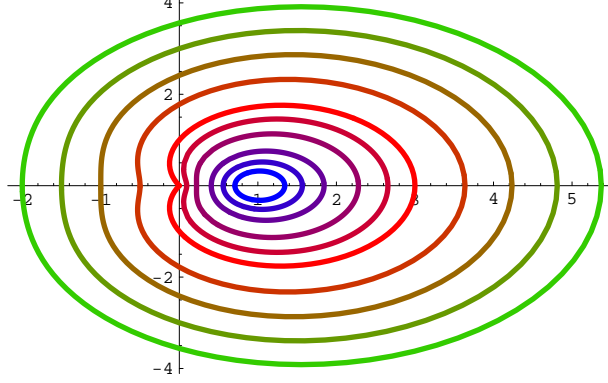


Figure 4: The evolution of the contour of non-holomorphic domain in the eigenvalue spectrum of the product of two Ginibre-Girko ensembles as a function of evolution times $\tau = 0.1, 0.25, 0.5, 1, 1.5, 2, 3, 4, 5, 6$, rising from inside to outside.

where X_1, X_2, X_2 again belong to the Girko-Ginibre ensemble.

Our approach again follows from a very simple *exact* relation between the eigenvalues of a product of $N \times N$ matrices $A_1 A_2 A_3$ and the eigenvalues of a block matrix

$$\mathcal{B}_3 = \begin{pmatrix} 0 & A_1 & 0 \\ 0 & 0 & A_2 \\ A_3 & 0 & 0 \end{pmatrix}_{3N \times 3N} \quad (58)$$

Indeed if $\{\lambda_i\}$ are the eigenvalues of $A_1 A_2 A_3$ then the eigenvalues of the block matrix are $\{\lambda_i^{1/3}, \lambda_i^{1/3} \cdot e^{\frac{2\pi i}{3}}, \lambda_i^{1/3} \cdot e^{\frac{4\pi i}{3}}\}$. This is an exact relation for any N and follows from the relation between the resolvents (here the matrices A_i are of *finite size* and *fixed* i.e. no averaging)

$$G_{\mathcal{B}_3}(w) = \frac{1}{3N} \text{tr} \frac{1}{w - \mathcal{B}_3} \quad G_{A_1 A_2 A_3}(z) = \frac{1}{N} \text{tr} \frac{1}{z - A_1 A_2 A_3} \quad (59)$$

namely

$$w G_{\mathcal{B}_3}(w) = z G_{A_1 A_2 A_3}(w^3 \equiv z) \quad (60)$$

This is due to the cyclic structure of the block matrix (58). Obviously, only multiplicities of the cubic powers of \mathcal{B}_3 contribute to the trace.

The relation between the eigenvalues now follows from the location of the *finite* number of poles of both functions.

We can thus safely calculate the eigenvalue density for the block matrix \mathcal{B}_3 using the diagrammatic methods and then extract the density for the product through

$$\rho_{A_1 A_2 \dots A_M}(z, \bar{z}) = \frac{1}{\pi} \partial_{\bar{z}} G_{A_1 A_2 \dots A_M} = \frac{1}{M} \frac{w \bar{w}}{z \bar{z}} \rho_{\mathcal{B}_M}(w, \bar{w}) \quad (61)$$

where $M = 3$ and $w^M = z$ and $\rho_{\mathcal{B}_M}(w, \bar{w}) = \frac{1}{\pi} \partial_{\bar{w}} G_{\mathcal{B}}(w, \bar{w})$.

To extract only the moments involving powers of the triples $A_1 A_2 A_3$, we construct an auxiliary $6N$ by $6N$ Green's function, triplicating the $A_1 A_2 A_3$ products by rewriting them as cyclic block matrices:

$$\mathcal{G}(w) = \left[\begin{pmatrix} \mathbf{w} & -\mathbf{1} & 0 & 0 & 0 & 0 \\ 0 & \mathbf{w} & -\mathbf{1} & 0 & 0 & 0 \\ -\mathbf{1} & 0 & \mathbf{w} & 0 & 0 & 0 \\ 0 & 0 & 0 & \bar{\mathbf{w}} & 0 & -\mathbf{1} \\ 0 & 0 & 0 & -\mathbf{1} & \bar{\mathbf{w}} & 0 \\ 0 & 0 & 0 & 0 & -\mathbf{1} & \bar{\mathbf{w}} \end{pmatrix} - \sqrt{\frac{\tau}{3}} \begin{pmatrix} 0 & X_1 & 0 & 0 & 0 & 0 \\ 0 & 0 & X_2 & 0 & 0 & 0 \\ X_3 & 0 & 0 & 0 & 0 & 0 \\ 0 & 0 & 0 & 0 & 0 & X_3^\dagger \\ 0 & 0 & 0 & X_1^\dagger & 0 & 0 \\ 0 & 0 & 0 & 0 & X_2^\dagger & 0 \end{pmatrix} \right]_{6N \times 6N}^{-1} \quad (62)$$

where again we separated the “deterministic” part from the “random one”. Introducing now the block-trace operation tr_{B_6} , we obtain a 6 by 6 auxiliary Green's function $g(w) = \text{tr}_{B_6} \mathcal{G}(w)$.

The generalization for arbitrary M is now straightforward. For

$$Y_M = \left\langle \left(1 + \sqrt{\frac{\tau}{M}} X_1 \right) \left(1 + \sqrt{\frac{\tau}{M}} X_2 \right) \dots \left(1 + \sqrt{\frac{\tau}{M}} X_M \right) \right\rangle_{X_1, X_2, \dots, X_M} \quad (63)$$

we define an auxiliary $2MN$ by $2MN$ Green's function of the form

$$\mathcal{G}(w) = \begin{pmatrix} \mathbf{w} & -\sqrt{\frac{\tau}{M}} \mathcal{X} \\ -\sqrt{\frac{\tau}{M}} \mathcal{X}^\dagger & \mathbf{w}^\dagger \end{pmatrix}^{-1} \quad (64)$$

where the blocks

$$\mathbf{w} = \begin{pmatrix} \mathbf{w} & -\mathbf{1} & 0 & \dots & 0 \\ 0 & \mathbf{w} & -\mathbf{1} & \dots & 0 \\ \dots & \dots & \dots & \dots & \dots \\ 0 & 0 & \dots & \mathbf{w} & -\mathbf{1} \\ -\mathbf{1} & 0 & \dots & 0 & \mathbf{w} \end{pmatrix}_{MN \times MN} \quad (65)$$

and

$$\mathcal{X} = \begin{pmatrix} 0 & X_1 & 0 & \dots & 0 \\ 0 & 0 & X_2 & \dots & 0 \\ \dots & \dots & \dots & \dots & \dots \\ 0 & 0 & \dots & 0 & X_{M-1} \\ X_M & 0 & \dots & 0 & 0 \end{pmatrix}_{MN \times MN} \quad (66)$$

are themselves NM by NM matrices, i.e. each of the listed elements in \mathcal{W} and in \mathcal{X} is itself an N by N matrix, either diagonal, denoted by a bold symbol, or a random entry X_i , otherwise an N by N block of zeroes.

We take now a block-trace operation tr_{BM} , where we trace each N by N block of the $2MN$ by $2MN$ matrix $\mathcal{G}(w)$ separately. In such a way, we obtain an $2M$ by $2M$ auxiliary Green's function

$$g(w) \equiv \begin{pmatrix} g_{11} & \dots & g_{1M} & g_{1\bar{1}} & \dots & g_{1\bar{M}} \\ \vdots & \ddots & \vdots & \vdots & \ddots & \vdots \\ g_{M1} & \dots & g_{MM} & g_{M\bar{1}} & \dots & g_{M\bar{M}} \\ g_{\bar{1}1} & \dots & g_{\bar{1}M} & g_{\bar{1}\bar{1}} & \dots & g_{\bar{1}\bar{M}} \\ \vdots & \ddots & \vdots & \vdots & \ddots & \vdots \\ g_{\bar{M}1} & \dots & g_{\bar{M}M} & g_{\bar{M}\bar{1}} & \dots & g_{\bar{M}\bar{M}} \end{pmatrix}_{2M \times 2M} = \frac{1}{N} \text{Tr}_{BM} \mathcal{G}(w) \quad (67)$$

As before we define a $2M$ by $2M$ matrix of self-energies $\tilde{\Sigma}_{ij}$

$$g(w) = \left[\begin{pmatrix} \mathcal{W} & 0 \\ 0 & \mathcal{W}^\dagger \end{pmatrix} - \tilde{\Sigma} \right]^{-1} \quad (68)$$

where \mathcal{W} is a result of block-tracing \mathcal{W} . We can now diagrammatically analyze the content of the matrix $\tilde{\Sigma}$. As previously, only “double line” propagators $\langle X_i X_i^\dagger \rangle_{X_i}$ for $i = 1, \dots, M$ are different from zero. Therefore from all of the $4M^2$ elements of the matrix $\tilde{\Sigma}$ only $2M$ are different from zero. Due to the symmetries we get

$$\begin{aligned} \Sigma_{1\bar{1}} &= \dots = \Sigma_{M\bar{M}} = \alpha g_{11} = \alpha g_{M\bar{M}} \equiv \alpha g \\ \Sigma_{\bar{1}1} &= \dots = \Sigma_{\bar{M}M} = \alpha g_{1\bar{1}} = \alpha g_{1\bar{M}} \equiv \alpha \tilde{g} \end{aligned} \quad (69)$$

where the factor $\alpha = \tau/M$ comes from the propagator in the corresponding set of Schwinger-Dyson equations as in the previous chapter.

Inserting now the matrix $\tilde{\Sigma}$ with entries (69) we arrive at a $2M$ by $2M$ matrix equation for the elements of the Green's function. First, we solve it for g and \tilde{g} . Second, using the solutions, we calculate g_{11} . Third, using (61) we get an explicit equation for the spectral density

$$\rho(x, y) = \frac{1}{\pi} \frac{1}{M} \frac{w\bar{w}}{z\bar{z}} \partial_{\bar{w}} g_{11}(w, \bar{w}) \quad (70)$$

where $z = x + iy$. For arbitrary M , the algebra is rather involved. Luckily, both the block and the cyclic structure of the main entries \mathcal{W} and $\tilde{\Sigma}$ make taking an inverse of the $2M$ by $2M$ matrix possible. The inverse of a cyclic matrix is a cyclic matrix, and its explicit form can be obtained from the solution of an associated recurrence relations, e.g. using the transfer matrix techniques which we will now proceed to do.

At this moment, it is useful to introduce the notation

$$\begin{aligned} 1 + |w|^2 - \alpha^2 b^2 &= 2|w| \cosh u \\ |w|/w &= \delta \end{aligned} \quad (71)$$

The inversion needed for the Green's function reduces to finding explicit forms of the cyclic M by M matrices \mathcal{C} , $\tilde{\mathcal{C}}$ defined as

$$\mathcal{C} = [\mathcal{W} \cdot \mathcal{W}^\dagger - \alpha^2 b^2 \mathbf{1}]^{-1} \quad \tilde{\mathcal{C}} = [\mathcal{W}^\dagger \cdot \mathcal{W} - \alpha^2 b^2 \mathbf{1}]^{-1} \quad (72)$$

where $b^2 = g\tilde{g}$. $\tilde{\mathcal{C}}$ is just the transpose, or equivalently, the complex conjugate of \mathcal{C} . The elements c_0, \dots, c_{M-1} of the first row of the cyclic matrix \mathcal{C} fulfill the recurrence relation

$$\begin{pmatrix} c_{k+1} \\ c_k \end{pmatrix} = \begin{pmatrix} 2\delta \cosh u & -\delta^2 \\ 1 & 0 \end{pmatrix} \begin{pmatrix} c_k \\ c_{k-1} \end{pmatrix} \quad (73)$$

with the 'boundary conditions'

$$\begin{pmatrix} c_1 \\ c_0 \end{pmatrix} = \begin{pmatrix} 2\delta \cosh u & -\delta^2 \\ 1 & 0 \end{pmatrix} \begin{pmatrix} c_M \\ c_{M-1} \end{pmatrix} - \frac{1}{w} \begin{pmatrix} 1 \\ 0 \end{pmatrix} \quad (74)$$

The above recurrence can be easily solved using transfer matrix techniques, i.e. by diagonalizing the 2 by 2 transfer matrix in (73) and returning at the end of the calculations to the original basis. An explicit solution for the cyclic string c_k , for $k = 0, 1, \dots, M-1$ reads

$$c_k = \frac{1}{w(\Lambda_+ - \Lambda_-)} \left(\frac{\Lambda_+^k}{\Lambda_+^M - 1} - \frac{\Lambda_-^k}{\Lambda_-^M - 1} \right) \quad (75)$$

where $\Lambda_{\pm} = \delta e^{\pm u}$ denote the eigenvalues of the transfer matrix.

We may now express our key quantities for arbitrary M in terms of (75):

$$\begin{aligned} g_{11}(w) &= [\mathcal{W}^{\dagger} \cdot \mathcal{C}]_{11} \equiv \bar{w} \cdot c_0 - c_{M-1}^* \\ g &= \alpha g[\tilde{\mathcal{C}}]_{11} \equiv \alpha g \cdot c_0^* \\ \tilde{g} &= \alpha \tilde{g}[\mathcal{C}]_{11} \equiv \alpha \tilde{g} \cdot c_0 \end{aligned} \quad (76)$$

where $*$ denotes complex conjugation. As always in the case of the complex spectra, we have two solutions: trivial (holomorphic), corresponding to $g = \tilde{g} = 0$, and the nontrivial (non-holomorphic), corresponding to the case $b^2 \equiv g\tilde{g} \neq 0$.

Inserting the nonholomorphic solution into g_{11} , redefining $G(z, \bar{z}) = g_{11}(w)$ with $w^M = z$, and using (61) yields the eigenvalue density for Y_M . Since $\partial_{\bar{w}} \bar{z} = M \bar{z} / \bar{w}$, the result for the final spectral function can be further simplified

$$\rho(x, y) = \frac{1}{\pi} \frac{w}{z} \partial_{\bar{z}} G(z, \bar{z}) \quad (77)$$

Explicit formulae for arbitrary M could be easily constructed e.g. by running any symbolic program using our solution. The shape of the boundary is given by the condition when the nonholomorphic solution meets the holomorphic one on the complex plane.

After solving the problem for arbitrary M , we can now address the original problem, i.e. the solution for a continuous product of matrices, corresponding to the limit $M \rightarrow \infty$. This means, that we have to perform a careful limiting procedure in the above formulae. Introducing $U = Mu$, expanding in M , and using the polar parametrization $z = r \exp i\phi$, we get the solution

$$G(z, \bar{z}) = \frac{1}{\tau} \log r + \frac{1}{2} - \frac{iU}{\tau} \frac{\sin \phi}{\sinh U} \quad (78)$$

where $U = \sqrt{\log^2 r - \tau^2 b^2}$ with b^2 fulfilling the equation

$$\cos \phi = \cosh U - \frac{\tau}{2U} \sinh U \quad (79)$$

The set of equations (78,79) completes the solution of the continuous product of large complex matrices with Gaussian disorder. We would like to note,

that due to the limiting procedure $M \rightarrow \infty$ differentiation of the Green's functions has to be done with care. Taking the large M limit of (77) yields

$$\rho(x, y) = \frac{1}{\pi} \frac{1}{z} \partial_{\bar{z}} G(z, \bar{z}) \quad (80)$$

As a cross-check of our calculations we verified that the spectral function obtained in this way is real.

Substituting $b^2 = 0$ in (79), we get the equation for the shape of the support of the eigenvalues for arbitrary τ . Note that the shape of the boundary depends on the variable $\log |z|$, reflecting in the spectrum the multiplicative (geometric) feature of the stochastic process induced by the multiplication of the random matrices. Explicit solution for the boundary reads

$$\frac{\tau}{2} \left(\frac{r^2 - 1}{\ln r} \right) = r^2 + 1 - 2r \cos \phi \quad (81)$$

It is rewarding to compare solution (81) to the solution of the conchoid-like boundary in the case of two complex matrices (54). In the limit of infinitely many products, the shape of the boundary acquires a new symmetry – (81) is invariant under inversion operation $r \rightarrow 1/r$. It is visible also from the general form (79), since the radial dependence for $b^2 = 0$ is a function of $|\log r|$ only. This symmetry is responsible for the appearance of a structural change of the spectrum – provided τ is sufficiently large, *two* boundaries, related by inversion in the radial variable, appear. We describe this structural change of the complex spectrum as a "topological phase transition". In Section 8, we study numerically the spectral density predicted by our formulae, in particular, the "diffusion" of the shape of the boundary caused by evolution with the "time" parameter τ . We also confirm numerically the critical behavior for certain τ_{crit} .

6 Product of Two Hermitean Matrices

In this section we will consider the spectral distribution of the product

$$Y_2 = \left\langle \left(1 + \sqrt{\frac{\tau}{2}} H_1 \right) \left(1 + \sqrt{\frac{\tau}{2}} H_2 \right) \right\rangle_{H_1, H_2} \quad (82)$$

where H_1, H_2 are *not* arbitrary complex matrices, but they are identical independent hermitean Gaussian matrices (iiGUE). Contrary to naive expectations the above problem is more subtle than the analogous problem of the

two complex Gaussian matrices. First, let us note, that the product of two hermitean matrices is *not*, in general, a hermitean matrix, so the spectrum of the strings of hermitean matrices develops complex eigenvalues.

Second, the case of only two hermitean matrices of the considered type turns out to be in some sense singular – for certain values of the evolution parameter τ , the *a priori* complex eigenvalues get localized on the real axis. This phenomenon reminds a bit of non-hermitean localization in the Hatano-Nelson model [38]. Third, the problem is algebraically more involved since there will be more nonzero propagators than in the complex case.

Since even a product of two hermitean matrices can develop *a priori* a complex spectrum, we have to use the same type of auxiliary Green's function as in the complex Gaussian case. The construction parallels exactly the scheme for two complex matrices considered previously, up to the moment when we construct the “Schwinger-Dyson” equations for the 4 by 4 self-energy matrix $\tilde{\Sigma}$. Since the matrices are hermitian, we have to take into account also the non-vanishing propagators $\langle H_1 H_1 \rangle_{H_1}$ etc. This results in new, additional entries in the matrix $\tilde{\Sigma}$

$$\tilde{\Sigma} = \alpha \begin{pmatrix} 0 & g_{12} & g_{1\bar{1}} & 0 \\ g_{21} & 0 & 0 & g_{2\bar{2}} \\ g_{\bar{1}1} & 0 & 0 & g_{\bar{1}\bar{2}} \\ 0 & g_{2\bar{2}} & g_{\bar{2}\bar{1}} & 0 \end{pmatrix} \equiv \alpha \begin{pmatrix} 0 & h & g & 0 \\ h & 0 & 0 & g \\ \tilde{g} & 0 & 0 & \tilde{h} \\ 0 & \tilde{g} & \tilde{h} & 0 \end{pmatrix} \quad (83)$$

where again the factor $\alpha = \tau/2$ comes from the propagator and we have exploited the symmetries of the problem (e.g. $g_{1\bar{1}} = g_{2\bar{2}}$ etc).

The solution of the 4 by 4 matrix equation for the 4 by 4 Green's function

$$\mathcal{G}(w) = (\mathcal{W} - \tilde{\Sigma})^{-1} \quad (84)$$

is more involved, since we have to solve it not only for the “gaps” g and \tilde{g} but also for additional gaps h and \tilde{h} . Only then we can calculate g_{11} , to recover the wanted eigenvalue distribution in the same way as in the complex case (52).

Introducing $d^2 = (1 + \alpha h)(1 + \alpha \tilde{h})$, we obtain two (modulo their tilded partners) gap equations

$$\begin{aligned} g &= -\frac{\alpha g}{\det}(\alpha^2 b^2 - |w|^2 - d^2) \\ h &= \frac{1}{\det}(\alpha^2 b^2(1 + \alpha \tilde{h}) + (1 + \alpha h)(\bar{w}^2 - (1 + \alpha \tilde{h})^2) \end{aligned} \quad (85)$$

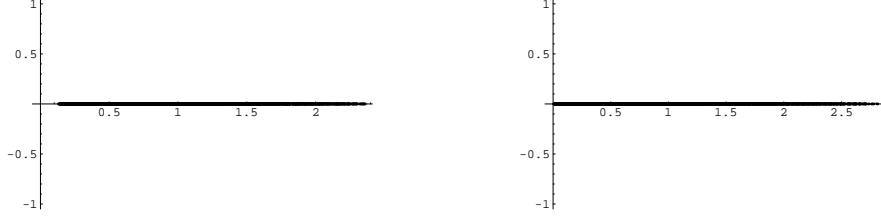


Figure 5: Complex eigenvalues of 10 products of two 200×200 hermitian matrices before and at the transition ($\sqrt{\tau/2} = 0.4$ and 0.5). The x and y axis correspond to $\Re\lambda$ and $\Im\lambda$, respectively.




Figure 6: Eigenvalues of 10 products of two 200×200 hermitian matrices after the transition ($\sqrt{\tau/2} = 0.7$ and 1.0). The axis are defined as in the previous figure.

coupled to the needed g_{11}

$$g_{11} = \frac{1}{\det}(-\alpha^2 b^2 \bar{w} + w(\bar{w}^2 - (1 + \alpha \tilde{h})^2)) \quad (86)$$

where \det is the determinant of the matrix $\mathcal{W} - \tilde{\Sigma}$ and reads explicitly

$$\det = \alpha^4 b^4 + (w^2 - (1 + \alpha h)^2)(\bar{w}^2 - (1 + \alpha \tilde{h})^2) - 2\alpha^2 b^2(d^2 + |w|^2) \quad (87)$$

Numerical simulations show that the eigenvalue distribution for the product of two matrices is concentrated on an interval on the *real* axis for $\tau < 1/2$ and only then when the edge of the interval reaches the origin, do the eigenvalues start to spread into the complex plane (see figures 5 and 6). Let us show how to find the critical value $\tau = 1/2$ from the above formulas based on the above numerical observation.

We thus have to find the point when the boundary of the two dimensional island hits the origin $w = 0$. Then the equations (85) and (87) simplify to

$$h = \frac{-1}{1 + \alpha h} \quad (88)$$

$$1 = \alpha h \tilde{h} \quad (89)$$

where we set $b^2 = g\tilde{g} = 0$. Then it is easy to verify that this set of equations is satisfied for $\alpha = 1/4$ which is equivalent to $\tau = 1/2$.

7 Products of Arbitrary Number of Hermitean Matrices

Finally, we consider an arbitrary number of matrices belonging to iiGUE.

$$Y_M = \left\langle \left(1 + \sqrt{\frac{\tau}{M}} H_1\right) \left(1 + \sqrt{\frac{\tau}{M}} H_2\right) \dots \left(1 + \sqrt{\frac{\tau}{M}} H_M\right) \right\rangle_{H_1, H_2, \dots, H_M} \quad (90)$$

As before, the construction of the auxiliary Green's function parallels the complex case, up to the point when we have to construct explicitly the matrix of self-energies $\tilde{\Sigma}$, corresponding to the set of $4M^2$ Schwinger-Dyson equations. Generalization of the results from the previous sections leads to the explicit form of the auxiliary Green's function. Introducing

$$\mathcal{G}(w) = \begin{pmatrix} \mathcal{W} & \mathcal{S} \\ \tilde{\mathcal{S}} & \mathcal{W}^\dagger \end{pmatrix}^{-1} \quad (91)$$

with blocks

$$\mathcal{W} = \begin{pmatrix} w & -1 - \alpha h & 0 & \dots & 0 \\ 0 & w & -1 - \alpha h & \dots & 0 \\ \dots & \dots & \dots & \dots & \dots \\ 0 & 0 & \dots & w & -1 - \alpha h \\ -1 - \alpha h & 0 & \dots & 0 & w \end{pmatrix}_{M \times M} \quad (92)$$

and

$$\mathcal{S} = -\alpha \begin{pmatrix} g & 0 & 0 & \dots & 0 \\ 0 & g & 0 & \dots & 0 \\ \dots & \dots & \dots & \dots & \dots \\ 0 & 0 & \dots & g & 0 \\ 0 & 0 & \dots & 0 & g \end{pmatrix}_{M \times M} \quad (93)$$

the consistent set of equations comes as

$$\begin{aligned}
g_{11} &= \mathcal{G}_{1,1} \\
h &= \mathcal{G}_{1,M} \\
\bar{h} &= \mathcal{G}_{M+1,M+2} \\
g &= \mathcal{G}_{1,M+1} \\
\bar{g} &= \mathcal{G}_{M+1,1}
\end{aligned} \tag{94}$$

i.e. requires an explicit inversion of the $2M$ by $2M$ matrix. The algebra is more complicated since, like in the case of two hermitean matrices, we have now two types of gap equations (for g and h and their tilded partners). Using the solutions, we calculate g_{11} , then, we get an explicit equation for the spectral density (61). Finally, we perform the limiting procedure. Technically, it is useful to repeat the transfer matrix technique introduced in section 6 for the complex case. The algebra is lengthy, but due to the cyclic nature of the blocks of matrix \mathcal{R} the results form a rather suprisingly simple set of equations. Returning to original variable $z = r \exp(i\phi)$ and introducing $h \equiv A + iB$ we get

$$G(z, \bar{z}) = \frac{1}{\tau} \log r + \frac{1}{2} - A - \frac{iU}{\tau} \sin \psi / \sinh U \tag{95}$$

and the gap equations read

$$h = \frac{1}{\tau} \log r - \frac{1}{2} - A - \frac{iU}{\tau} \sin \psi / \sinh U = G - 1 \tag{96}$$

and

$$\cos \psi = \cosh U - \frac{\tau}{2U} \sinh U \tag{97}$$

with $\psi = \phi - \tau B$ and $U = \sqrt{(\log r - \tau A)^2 - \tau^2 g \tilde{g}}$. The above set of equations completes the solution of the continuous product of matrices with Gaussian hermitean disorder. Spectral density follows from (80). Note, that the dependence on $\log |z|$ reflects the multiplicative character of the Brownian motion. Again, the solution has also an inversion-type symmetry, but now it is of the form $|z| \rightarrow \exp(-\tau)/|z|$. The appearance of this symmetry is responsible for the "topological phase transition" in the spectrum of the product of infinitely many matrices, similar to the one observed for product of infinitely many complex matrices.

In Section 8, we study numerically the spectral density predicted by our formulae, in particular, the “diffusion” of the shape of the boundary caused by evolution with the “time” parameter τ . We confirm the appearance of a “phase transition” for certain τ_{crit} in the hermitean case as well.

8 Numerical Tests

In this section we present the results of numerical simulations, confirming our analytical predictions. We start from the complex case. Figure 7 shows the evolution of the boundary for several sample evolution times $\tau = 0.5, 1, 1.5, 2, 3, 4, 5, 6, 8, 12$. To present the whole set of the boundaries on the same figure, each boundary is rescaled by corresponding factor $\exp(-\tau/2)$. We would like to note here that the effect of rescaling is equivalent to the non-rescaled process with drift $\mu = 1$. One can see how the original ellipse-like shape (innermost figure) evolves through a twisted-like shape to the set of double-ring structures. The inner ring is so small on the scale of the Fig. 7 that is not visible. At $\tau = 4$, corresponding to the curve with inner loop, we observe topological phase transition. The support of the spectrum is no longer simply connected, for $\tau \geq 4$ it is annulus-like, i.e. eigenvalues are expelled from the central region. For even larger times, the outside rim of the annulus approaches the circle, and the inner one shrinks to the point in the $\tau = \infty$ limit. To visualize the repulsion of the eigenvalues from the region around $z = 0$ we performed higher statistics simulations for $\tau = 4$ and $\tau = 5$, corresponding to Figs 9,10, respectively.

Figure 8 shows the comparison of the numerically generated spectra versus the analytical prediction of the shape of the support of the eigenvalues of the “evolution operator”. Again, the same rescaling by $\exp(-\tau/2)$ was applied.

Figure 11 shows the evolution of the boundary for several sample evolution times $\tau = 0.5, 1, 1.5, 2, 3, 4, 5, 6, 8, 12$ in the case of GUE. Again, to present the whole set of the boundaries on the same figure, each boundary was rescaled by corresponding factor $\exp(-\tau/2)$. One can observe how the almost real (for small times τ) long-cigar shaped spectrum evolves into a broader shape, developing again singular behavior at $\tau = 4$ at the leftmost-edge of the spectrum. Again, the spectrum develops a topological transition, although it is not as clearly visible in the figure as in the complex case. The reason is that inversion symmetry has an additional exponential suppression

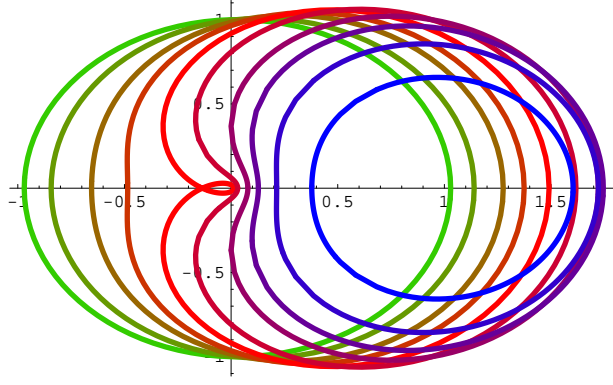


Figure 7: The evolution of the rescaled (see text) contour of non-holomorphic domain in the eigenvalue spectrum of the Ginibre-Girko multiplicative diffusion as a function of several times τ .

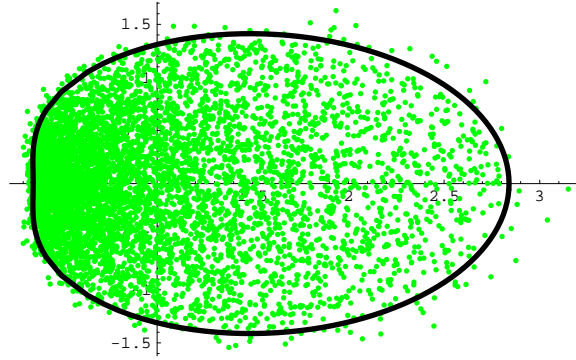


Figure 8: Comparison of the analytical contour for the eigenvalue spectrum of the Ginibre-Girko multiplicative diffusion at evolution time $\tau = 1.$, versus the numerical simulation of the spectrum. The generated ensemble consisted of 60 matrices, each for $N = M = 100$.

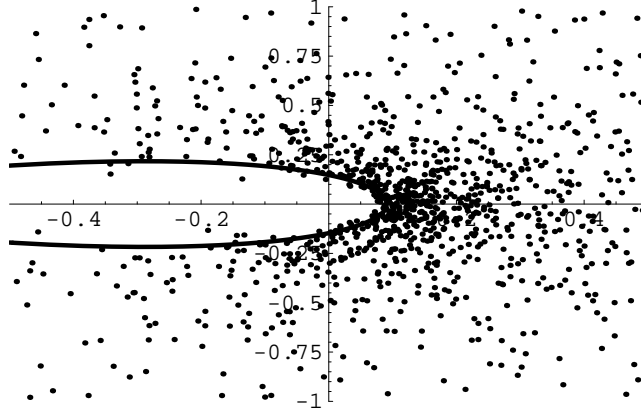


Figure 9: Comparison of the analytical contour for the eigenvalue spectrum of the Ginibre-Girko multiplicative diffusion at evolution time $\tau = 4.$, versus the high-statistics numerical simulation of the spectrum.

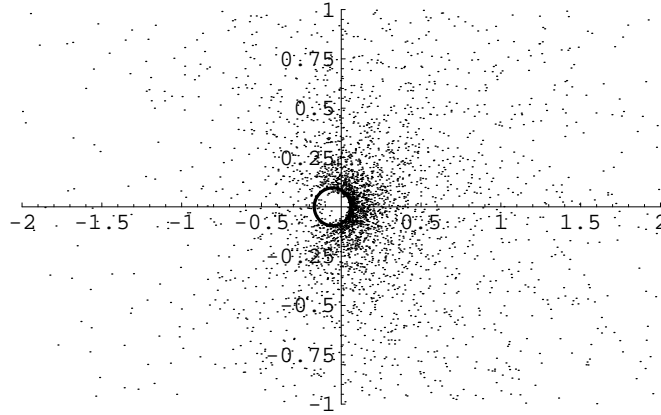


Figure 10: Comparison of the analytical contour for the eigenvalue spectrum of the Ginibre-Girko multiplicative diffusion at evolution time $\tau = 5$, versus the numerical simulation of the spectrum.

factor, i.e. $r \rightarrow e^{-\tau}/r$. For very large times, the outside rim of the spectrum approaches the circle, and the inner one shrinks to a point in the $\tau \rightarrow \infty$ limit.

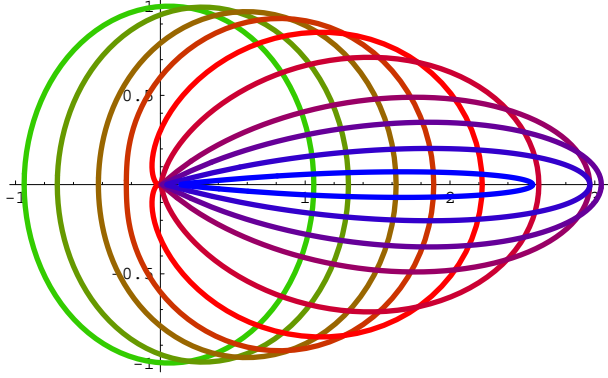


Figure 11: The evolution of the contour of non-holomorphic domain in the eigenvalue spectrum of the GUE multiplicative diffusion as a function of evolution times $\tau = 0.5, 1, 1.5, 2, 3, 4, 5, 6, 8, 12$, from inside to outside, respectively.

As in the complex case, here we also show a sample simulation (Fig. 12) versus the analytical prediction for the shape of the island.

Finally in figures 5 and 6 above, we demonstrated the "localization-delocalization" phase transition in the case of the product of two hermitian matrix models of the considered type. Below τ_{crit} , a priori complex spectra condense on the positive real axes. At $\tau = 1/2$, the eigenvalues start to diffuse onto the $x \leq 0$ half-plane. For very large times τ , eigenvalues start to appear on both sides of the $x = 0$ axis.

9 Stability and Lyapunov Exponents

In this section, we briefly discuss the relation between the spectrum of the "evolution operator" Y_M and Lyapunov spectra. In the studies of products of random matrices one of the central issues is the use of limit theorems that would provide an information about the asymptotic limit of the rates of growth and of the spectrum of the product for a sequence of matrices. In




Figure 12: Comparison of the analytical contour for the the eigenvalue spectrum of the GUE multiplicative diffusion at evolution time $\tau = 1.$, versus the numerical simulation of the spectrum. The ensemble consists of 60 matrices, each obtained as a string of $M = 100$ of N by N matrices, where $N = 100$.

particular the limit

$$\lim_{M \rightarrow \infty} \frac{1}{M} \langle \ln |Y_M| \rangle \equiv \lambda_1 \quad (98)$$

defines the maximum Lyapunov characteristic exponent. The existence of this limit is assured for an infinite product of matrices by the Furstenberg [11] theorem

$$Y_M = \prod_{i=1}^M X(i) \quad (99)$$

for independent random matrices $X(i)$ characterized by the probability distribution function $d\mu[X] = \mathcal{P}[X]d[X]$. It can be shown under very general assumptions that λ_1 is a non-random, self-averaging quantity, so that the brackets $\langle \dots \rangle$ in the above expression can be dropped in almost any realization. The best known example is the use of λ_1 in the description of the DC conductivity of a one dimensional disordered system coupled to two electron reservoirs. The conductivity κ of the system, given by the Landauer formula yields for large M

$$\kappa \approx e^{-2\lambda_1 M} \quad (100)$$

where λ_1 is the maximal Lyapunov exponent of the product Y_M . By the Borland conjecture, the inverse of λ_1 gives the localization length measuring the decay of an eigenvector of the system's Hamiltonian over the chain composed of M units.

It turns out that the formalism of generalized Green functions (Section 2 and 3) is particularly suitable for deriving an analytical formula [34, 35] for λ_1^{-1} for the one-dimensional disordered wires within the tight-binding Hamiltonian with a site diagonal disorder. Extensions to generalized Lyapunov exponents $L(q)$ [11] related to the exponential growth rates of the moments of the matrix product

$$L(q) = \lim_{M \rightarrow \infty} \frac{1}{M} \ln \langle |Y_M|^q \rangle \quad (101)$$

have been also reported for systems described by Markovian evolutionary operators [36] used in the study of DC conductance statistics of the random dimer model introduced for explaining the exceptionally high electronic transport properties of some conjugated polymer chains.

The eigenvectors of the product $Y_M^\dagger Y_M$ form an orthonormal set of vectors (Lyapunov basis) corresponding to characteristic Lyapunov exponents whose exponentials, $\exp(\lambda_i)$ are eigenvalues of the matrix $|Y_M^\dagger Y_M|^{1/2M}$ in the limit of large M (Oseledec's theorem).

The Lyapunov exponents are closely related to the linear stability analysis of the dynamic system $\dot{x} = F(x)$ for which small perturbations y around a given solution $x(t)$ evolve in time according to $y(t_2) = K(t_2, t_1)y(t_1)$. They are defined as

$$\lambda_i = \lim_{t_2 \rightarrow \infty} \frac{1}{t_2 - t_1} \log ||K(t_2, t_1)f_i(t_1)|| \quad (102)$$

and for ergodic systems their spectrum describes global properties of the system's attractor (does not depend on the initial point). In contrast to the Lyapunov spectra, the Lyapunov basis for the ergodic sequence of matrices describes local properties of the PRM system.

Here we would like to underline, that Lyapunov exponents are in general different from the spectrum of eigenvalues obtained in this paper. Since the first Lyapunov exponent is defined as a property of the *norm* of the operator Y , it is related to the spectral properties of the $Y^\dagger Y$ operator. This is why the Lyapunov exponents are always real. The spectra studied in this paper correspond to so-called stability exponents, which are directly related to the

eigenvalues of the Y operator itself. As we have demonstrated above, the eigenvalues of Y_M are in general complex numbers and so are the stability exponents:

$$\alpha_i = \lim_{M \rightarrow \infty} \frac{1}{M} \langle \ln \lambda_i \rangle \quad (103)$$

Their real parts coincide with the Lyapunov exponents $\lambda_i = \text{Re}(\alpha_i)$ only if the matrix Y_M can be written in a diagonal form.

The relation between the stability and Lyapunov exponents in a broad class of dynamical systems has been investigated by Goldhirsch *et al.* [37]. Motivated by mostly numerical results, the authors have conjectured that Lyapunov exponents equal stability ones for the ergodic dynamical systems whose spectrum is nondegenerate and the attractor is bounded. The geometrical argument behind that statement is that generically, stretching and shrinking of relative separation of “trajectories”, starting at a given initial point happen along fixed directions in the phase space. Taken from that perspective further elucidation would be required to clarify the relation between Lyapunov stability and spectral properties of the generalized stability matrix investigated in this work.

10 Summary

We have introduced a natural generalization of the concept of geometric random walk (‘geometric diffusion’) in the space of large, non-commuting matrices. In particular, we proposed a simple diagrammatic method, allowing to calculate spectral properties of the resulting evolution operators as functions of the “evolution” time τ . The construction was explicitly presented in the case of complex Gaussian ensembles and GUE ensembles.

Our method was based on an exact relation between the eigenvalues of a product matrix and the eigenvalues of a certain block matrix. The essential simplification is the fact that the random matrices appear *linearly* in the block matrix. Although we used the above identification only in the large N limit, it could a-priori be used to study the properties of the spectrum of the product matrix also in the microscopic limit, i.e. on the scale of eigenvalue spacing. But then different, non-diagrammatic, methods would have to be employed.

Despite the simplicity of the random matrix models chosen as the building blocks of the matrix-valued diffusion, the spectrum develops a surprising

feature, namely a region *without* eigenvalues appears within the spectrum, thus changing its topological properties. We can thus describe this behavior as a topological phase transition. This points at the appearance of particular *repulsion* mechanism for sufficiently large evolution times. Our results were based on the simulation based on Gaussian ensembles. We are however tempted to conjecture, that unfolding the spectrum in the vicinity of the point where the topological change occurs may unravel a possible novel *universal* spectral behavior. We would like to mention, that the critical behavior described here as a "topological phase transition" appeared only in the limit $M \rightarrow \infty$, as a consequence of the inversion symmetry, acquired in this limit, of the equation describing the boundary of the two-dimensional support of the eigenvalues.

We pointed out, in agreement with [37], that stability exponents considered in our paper carry much richer information about the properties of the system than the Lyapunov exponents.

As a by-product of our analysis, we found a previously unknown (as far as we know) critical behavior in the case of the particular product of two hermitian ensembles. The *a-priori* complex spectra of the product are nevertheless real for evolution times below a certain critical value τ_{crit} , and migrate into the complex plane only for $\tau > \tau_{crit}$. A similar in spirit localization-delocalization phase transition was recently observed for a class of non-hermitian Anderson Hamiltonians [38].

One of the motivations for this work was to propose a general formalism, which can provide a straightforward method of analyzing spectral properties of multivariate diffusion-like processes, with the idea that our method could be used in different branches of theoretical physics and interdisciplinary applications. Some particular applications will be presented elsewhere. Finally, we would like to mention, that the presented formalism allows also to establish direct link to the diffusion processes based on Free Random Variables techniques [39], in particular it can demonstrate the emergence of the complex Burgers equations governing the evolution of the spectral generating functions [22].

Acknowledgments

This work was partially supported by Polish State Committee for Scientific Research (KBN), grant 2P03B 09622 (2002-2004) and EU Center of Excellence in Information Society Technologies "COPIRA". JJ and MAN would

like to thank Niels Bohr Institute for hospitality, where some part of this work has been completed.

The authors would like to thank Angelo Vulpiani for interesting discussions.

References

- [1] see e.g. M.L. Mehta, *Random matrices* (Academic Press, New York, 1991); C.E. Porter, *Statistical Theories of Spectra: Fluctuations* (Academic Press, New York, 1969).
- [2] N. Dupuis and G. Montambaux, *Phs. Rev. B* **43** 14390 (1991).
- [3] F. Haake et al., *Zeit. Phys.* **B88** (1992) 359;
N. Lehmann, D. Saher, V.V. Sokolov and H.-J. Sommers, *Nucl. Phys.* **A582** (1995) 223.
- [4] J. Ambjørn, J. Jurkiewicz and Yu.M. Makeenko, *Phys. Lett.* **B251** (1990) 517.
- [5] J. Ambjørn, L. Chekhov, C.F. Kristjansen and Yu. Makeenko, *Nucl. Phys.* **B404** (1993) 127. E. Brézin and A. Zee, *e-print* cond-mat/9708029, and references therein.
- [6] M.S. Santhanam and P.K. Patra, *Phys. Rev. E.* **64** 016102 (2001).
- [7] A.M. Sengupta and P.P. Mitra, *Phys. Rev. E.* **60** 3389 (1999).
- [8] H. Caswell, *Matrix Population Models*, Sinauer Ass. Inc, Sunderland, MA (2001).
- [9] R. Mantegna and H. Stanley, *An Introduction in Econophysics*, Cambridge University Press, (2000).
- [10] J.P. Bouchaud and M. Potters, *Theory of Financial Risks*, Cambridge University Press, (2001).
- [11] A. Crisanti, G. Paladin and A. Vulpiani, *Products of Random Matrices in Statistical Physics*, Springer Verlag, Berlin, (1993).

- [12] C.W.J. Beenakker, in: *Transport Phenomena in Mesoscopic Systems*, Springer Series in Solid State Sciences, Vol. 109, ed. by H. Fukuyama and T. Ando, (Springer, Berlin 1992)
- [13] X.R. Wang, J. Phys. A. **29** 3053 (1996).
- [14] F.K. Diakonov, D. Pingel and P. Schmelcher, Phys. Rev. E. **62** 4413 (2000).
- [15] M.J. de Oliveira and A. Petri, Phys. Rev. E. **53** 2960 (1996).
- [16] D. Tse and O. Zeitouni, IEEE Trans. Inform. Theory **46** 172 (2000).
- [17] M.F. Barnsley, in *The Science of Fractal Images*, ed. by H.O. Peitgen and D. Saupe, Springer Verlag, Berlin (1988).
- [18] I.E. Telatar, Eur. Trans. Telecommun. **10** 585 (1999).
- [19] R.R. Müller, IEEE Trans. Inform. Theory **48** 2495 (2002).
- [20] H.M. Taylor and S. Karlin, *An introduction to stochastic modeling*, Academic Press, NY, (1998), 3rd edition.
- [21] A.D. Jackson, B. Lautrup, P. Johansen and M. Nielsen, e-print physics/0202037.
- [22] in preparation
- [23] see P. Di Francesco, P. Ginsparg and J. Zinn-Justin, Phys. Rept. **254** (1995) 1, and references therein.
- [24] T. Guhr, A. Mueller-Groeling and H.A. Weidenmueller, Phys. Rep. **299** (1998) 189.
- [25] E. Brézin and A. Zee, Phys. Rev. **E49** (1994) 2588; E. Brézin and A. Zee, Nucl. Phys. **B453** (1995) 531; E. Brézin, S. Hikami and A. Zee, *Universal correlations for deterministic plus random Hamiltonians*, e-print hep-th/9412230.
- [26] G. 't Hooft, Nucl. Phys. **B75** (1974) 464.

- [27] R.A. Janik, M.A. Nowak, G. Papp, J. Wambach and I. Zahed, *Phys. Rev.* **E55** (1997) 4100. R.A. Janik, M.A. Nowak, G. Papp and I. Zahed, *Nucl. Phys.* **B501** (1997) 603. A different, but equivalent approach was also developed by [28].
- [28] J. Feinberg and A. Zee, *Nucl. Phys.* **B501** (1997) 643;
 J. Feinberg and A. Zee, *Nucl. Phys.* **B504** (1997) 579;
 J.T. Chalker and Z. Jane Wang, *Phys. Rev. Lett.* **79** (1997) 1797;
 Y.V. Fyodorov and H.-J.Sommers, *unpublished*.
- [29] E. Wigner, *Can. Math. Congr. Proc.* p.174 (University of Toronto Press) and other papers reprinted in C.E. Porter *Statistical Theories of Spectra: Fluctuations* (Academic Press, New York, 1965);
 M.L. Mehta, *Random Matrices* (Academic Press, New York, 1991).
- [30] J. Ginibre, *J. Math. Phys.* **6** (1965) 440.
- [31] V.L. Girko, *Spectral theory of random matrices* (in Russian), Nauka, Moscow (1988) and references therein.
- [32] Y.V. Fyodorov and H.-J.Sommers, *J. Math. Phys.* **38** (1997) 1918;
 Y.V. Fyodorov, B.A. Khoruzhenko and H.-J.Sommers, *Phys. Lett.* **A226** (1997) 46;
 H.-J. Sommers, A. Crisanti, H. Sompolinsky and Y. Stein, *Phys. Rev. Lett.* **60** (1988) 1895.
- [33] R.A. Janik, W. Noerenberg, M.A. Nowak, G. Papp and I. Zahed, *Phys. Rev.* **E60** (1999) 2699.
- [34] E. Gudowska-Nowak, G. Papp and J. Brickmann, *Chem Phys.* **232** 247 (1998).
- [35] E. Gudowska-Nowak, G. Papp and J. Brickmann, *J. Phys. Chem. A* **102** 9554 (1998).
- [36] M.J. de Oliveira and A. Petri, *Phys. Rev. E.* **53** 2960 (1996).
- [37] I. Goldhirsch, P.-L. Sulem and S.A. Orszag, *Physica D* **27** 311 (1987).
- [38] N. Hatano and D.R. Nelson, *Phys. Rev. Lett.* **77** (1996) 570.

- [39] D. Voiculescu, *Invent. Math.* **104** (1991) 201; D.V. Voiculescu, K.J. Dykema and A. Nica, *Free Random Variables*, (Am. Math. Soc., Providence, RI, 1992).