

DUALITY OF ORTHOGONAL AND SYMPLECTIC MATRIX INTEGRALS AND QUATERNIONIC FEYNMAN GRAPHS

MOTOHICO MULASE¹ AND ANDREW WALDRON²

ABSTRACT. We present an asymptotic expansion for quaternionic self-adjoint matrix integrals. The Feynman diagrams appearing in the expansion are ordinary ribbon graphs and their non-orientable counterparts. The result exhibits a striking duality between quaternionic self-adjoint and real symmetric matrix integrals. The asymptotic expansions of these integrals are given in terms of summations over topologies of compact surfaces, both orientable and non-orientable, for all genera and an arbitrary positive number of marked points on them. We show that the Gaussian Orthogonal Ensemble (GOE) and Gaussian Symplectic Ensemble (GSE) have exactly the same graphical expansion term by term (when appropriately normalized), except that the contributions from non-orientable surfaces with odd Euler characteristic carry the opposite sign. As an application, we give a new topological proof of the dualities of Brézin and Hikami for correlations of characteristic polynomials. Indeed, we show that the Brézin-Hikami dualities are precisely the Poincaré duality of graphs drawn on a compact surface. Another application of our graphical expansion formula is a simple and simultaneous (re)derivation of the *Central Limit Theorem* for GOE, GUE (Gaussian Unitary Ensemble) and GSE: The three cases have exactly the same limiting formula except for an overall constant that represents the type of the ensemble.

Date: April 1, 2019.

¹Research supported by NSF Grant DMS-9971371 and the University of California, Davis.

²Research supported by the University of California, Davis.

CONTENTS

1. Introduction	2
2. Matrix Integrals	6
3. Graphical Expansion	7
4. Examples	17
5. Duality for Matrix Integrals	19
6. Brézin–Hikami Duality	20
7. The Penner Model	25
8. The Central Limit Theorem	29
9. Conclusions	30
Acknowledgments	32
Appendix A. Quaternionic Feynman Calculus	32
Appendix B. Generalized Penner Model	35
References	38

1. INTRODUCTION

The purpose of this paper is to establish an asymptotic expansion for quaternionic matrix integrals in terms of Feynman diagrams which exhibits a duality between quaternionic self-adjoint and real symmetric matrix integrals.

Recent developments in the theory of random matrices exhibit particularly rich structures. Although originally introduced by Wigner as a model for heavy nuclei, random matrices appear almost ubiquitously in mathematics and physics. Applications pertain, for example, to number theory [10], combinatorics [1], probability theory [18], algebraic geometry [11] and quantum gravity [20]. 't Hooft's discovery that quantum chromodynamics (QCD) simplifies in the limit where the number of colors N (*i.e.* gauge group $SU(N)$) is large relied on a graphical expansion in terms of “fat” or “ribbon” graphs [17]. While the three major ensembles (*Gaussian Orthogonal*, *Gaussian Unitary*, and *Gaussian Symplectic*) have important applications, simple graphical expansions in terms of ribbon graphs and their non-orientable counterparts are currently available only for the GUE and GOE models. What type of graphs should be used for the GSE models? The non-commutativity of matrix entries has defied earlier attempts to find an efficient asymptotic expansion formula. This article provides the missing graphical expansion for symplectic matrix integrals.

A $2N \times 2N$ symplectic matrix M

$$(1.1) \quad MCM^\top = C$$

($C = -C^\top = C^{-\dagger}$), may be written as¹

$$(1.2) \quad M = I_{2 \times 2} \otimes S + i\sigma_1 \otimes A_1 + i\sigma_2 \otimes A_2 + i\sigma_3 \otimes A_3,$$

where S is a symmetric and A_1, A_2, A_3 are antisymmetric $N \times N$ matrices. In turn, representing $(i\sigma_1, i\sigma_2, i\sigma_3)$ as quaternionic units (i, j, k) so that

$$(1.3) \quad M = S + iA_1 + jA_2 + kA_3,$$

the problem is to write the Feynman rules for a quaternionic matrix integral.

't Hooft's insightful fat graph notation arises from identifying each index a and b of an $N \times N$ matrix (X_{ab}) as an edge of a ribbon. The most naive approach therefore, is to append additional indices $\alpha, \beta = 1, 2$ corresponding to the 2×2 Pauli matrices in (1.3). Unfortunately this method leads only to partial results [8]. The next most obvious idea is to employ the quaternionic realization, in much the same way that an integration over hermitian matrices $X = X^\dagger$ is immensely simplified when one views the entries as complex numbers rather than $X = S + iA$ (where the real matrices S and A are symmetric and antisymmetric, respectively). The drawback is that the quaternions do not commute, so a non-commutative Feynman calculus is required. Indeed it is possible to generalize the usual Schwinger trick to quaternionic source terms, and represent a Gaussian symplectic integral as non-commutative quaternionic differentiations. The result is a sum over both orientable and non-orientable ribbon graphs, and is easily verified to agree with ours for simple graphs. This method is described in Appendix A.

Our result for the quaternionic matrix integral is

$$(1.4) \quad \log \left(\frac{\int [dX] \exp \left(-N \operatorname{tr} X^2 + \sum_j \frac{2Nt_j}{j} \operatorname{tr} X^j \right)}{\int [dX] \exp \left(-N \operatorname{tr} X^2 \right)} \right) = \sum_{\Gamma \in \mathfrak{G}} \frac{(-2N)^{\chi(S_\Gamma)}}{|\operatorname{Aut}(\Gamma)|} \prod_j t_j^{v_\Gamma^{(j)}}.$$

Exact conventions are given later, at present it suffices to indicate that the sum is over all graphs Γ drawn on compact orientable and non-orientable surfaces S_Γ , and $\chi(S_\Gamma)$ is the Euler characteristic of the surface S_Γ uniquely defined by the graph Γ . Our proof of this result is based on viewing the

¹The Pauli matrices are

$$\sigma_1 = \begin{pmatrix} 0 & 1 \\ 1 & 0 \end{pmatrix}, \quad \sigma_2 = \begin{pmatrix} 0 & -i \\ i & 0 \end{pmatrix}, \quad \sigma_3 = \begin{pmatrix} 1 & 0 \\ 0 & -1 \end{pmatrix}.$$

GOE integral over real symmetric matrices as fundamental. The crucial observation is that the contribution of any given graph Γ in the GOE, GUE and GSE is a topological invariant of the surface S_Γ with f_Γ *marked points* on it, where f_Γ denotes the number of faces of the cell-decomposition of S_Γ defined by the graph Γ . The connectivity of the space of triangulations of two dimensional surfaces then allows any graphical contribution to be calculated from a simple representative graph for any given topology.

Writing the results for all three ensembles in a uniform notation (see (5.2)) makes a new duality

$$\begin{aligned}
 (1.5) \quad & \text{GOE} \longleftrightarrow \widetilde{\text{GSE}} \\
 & \text{GUE} \longleftrightarrow \text{GUE} \\
 & \text{GSE} \longleftrightarrow \widetilde{\text{GOE}},
 \end{aligned}$$

manifest. The middle line for the GUE is a (trivial) self-duality. The tilde on the right hand side indicates that equality holds upon doubling/halving the matrix size and an overall sign change for contributions of graphs where the Euler characteristic $\chi(S_\Gamma)$ is odd.

Asides from the computational utility of this duality, as an immediate corollary, it provides a simple proof of the duality observed by Brézin and Hikami for k -fold correlations of characteristic polynomials [3, 4] of $N \times N$ matrices. For the GUE model expressed in terms of ribbon graphs, their N - k duality is precisely Poincaré duality of graphs drawn on a compact oriented surface. Similarly, their relation between GOE and GSE correlations stems from the combination of Poincaré duality, this time including non-orientable surfaces, and our new graphical expansion formula. It is interesting to note that the machinery of fermionic integrations employed in [3, 4] is equivalent to a very simple switch from a graph on a surface to its dual graph.

If we reduce our integral (1.4) to a symplectic Penner model by setting $t_1 = t_2 = 0$ and

$$t_j = -z^{\frac{j}{2}-1}, \quad j \geq 3,$$

then we can explicitly compute the asymptotic expansion in z of

$$(1.6) \quad \lim_{m \rightarrow \infty} \log \left(\frac{\int_{\mathbb{R}^N} |\Delta(k)|^{2\alpha} \prod_{i=1}^N \exp \left(- \sum_{j=2}^{2m} \frac{k_i^j}{j} \left(\frac{z}{\alpha N} \right)^{j/2-1} \right) dk_i}{\int_{\mathbb{R}^N} |\Delta(k)|^{2\alpha} \prod_{i=1}^N \exp \left(- \frac{k_i^2}{2} \right) dk_i} \right)$$

utilizing the Selberg integration formula and the asymptotic analysis technique of [12], where α is either a positive integer or its reciprocal. We demonstrate that the duality we found for GOE and GSE of (1.4) extends

to the same type of duality between an arbitrary positive integer α and $1/\alpha$ for (1.6) with the sign change for all terms with odd powers of N in the asymptotic expansion.

The orthogonal Penner model gives the orbifold Euler characteristic of the moduli spaces of smooth real algebraic curves with an arbitrary number of marked points [5]. Also, the original Penner model [14] provides the orbifold Euler characteristic of the moduli spaces of pointed algebraic curves over \mathbb{C} [6]. Therefore it is natural to ask what the symplectic Penner model gives. Our duality shows that actually the symplectic Penner model is identical to the orthogonal Penner model, except for a change of the matrix size and an overall sign for contributions from surfaces of odd Euler characteristic. This equivalence has been observed independently in [13].

Our final application, is a simple and unified (re)derivation of the *Central Limit Theorem* for Gaussian random matrix ensembles. This result follows as a direct consequence of 't Hooft's original large N limit in which planar ribbon graphs dominate: we derive a precise limiting formula for GOE, GUE and GSE matrix ensembles in terms of planar two-vertex ribbon graphs. The formula is the same for all three ensembles, except for an overall constant.

The material is organized as follows: In Section 2 we introduce the matrix integrals studied in this paper. Our conventions for the topological data of surfaces are given in Section 3 as well as our theorem and its proof for the graphical expansion of matrix integrals. Examples, including a comparison with the first few terms of the Penner model, are given in Section 4. The new duality appears in Section 5. The central formula of this paper is equation (5.3) which gives the graphical expansion for the GOE, GUE and GSE simultaneously in a manifestly duality invariant form. Its application to characteristic polynomials and the work of Brézin and Hikami is in Section 6. The extended version of our duality for Penner type models is found in Section 7 while detailed derivations of the formulæ there are presented in Appendix B. Section 8 concerns the *Central Limit Theorem* for Gaussian random matrix ensembles. In the Conclusions (Section 9) we discuss possible further generalizations. In particular, the construction of a graphical topological invariant of surfaces with marked points necessary for the proof of our main result, is rather general and may be applied to higher algebraic structures.

2. MATRIX INTEGRALS

The object of our study is the integral over self-adjoint matrices²

$$(2.1) \quad Z^{(\beta)}(t, N) = \frac{\int [dX]_{(\beta)} \exp \left(-\frac{1}{4} \operatorname{tr} X^2 + \sum_{j=1}^{\infty} \frac{t_j}{2j} \operatorname{tr} X^j \right)}{\int [dX]_{(\beta)} \exp \left(-\frac{1}{4} \operatorname{tr} X^2 \right)}$$

as a function of the “coupling constants” $t = (t_1, t_2, t_3, \dots)$ and the size N of the matrix variable X . Here

$$(2.2) \quad X = S + \sum_{i=1}^{\beta-1} e_i A_i$$

is built from real, $N \times N$, symmetric and antisymmetric matrices S and A_i , respectively. The parameter β takes values 1, 2 or 4 depending whether we study real, complex or quaternionic self-adjoint matrices and in turn Gaussian orthogonal, unitary or symplectic ensembles (GOE, GUE, GSE). The imaginary units e_i are then drawn from one of three sets

$$(2.3) \quad e_i \in \begin{cases} \emptyset, & \beta = 1, \\ \{i : i^2 = -1\}, & \beta = 2, \\ \{i, j, k : i^2 = j^2 = k^2 = ijk = -1\}, & \beta = 4. \end{cases}$$

The self-adjoint condition

$$(2.4) \quad X^\dagger \equiv \overline{X}^\top = X, \quad \overline{e_i} = -e_i,$$

is implied by antisymmetry of the matrices A_i . Finally, the measure $[dX]_{(\beta)}$ is the translation invariant Lebesgue measure of the vector space of real dimension $\frac{1}{2}N(\beta(N-1)+2)$ spanned by independent matrix elements of S and A_i . This measure is invariant, respectively, under orthogonal, unitary and symplectic transformations

$$(2.5) \quad X \mapsto U^\dagger X U,$$

where $U^\dagger U = 1$ and $U = U_0 + \sum_{i=1}^{\beta-1} e_i U_i$ for real $N \times N$ matrices U_0 and U_i .

The matrix integral (2.1) is a holomorphic function in $(t_1, t_2, \dots, t_{2m})$ if we fix $m > 0$ and restrict the coupling constants to satisfy

$$\operatorname{Re}(t_{2m}) < 0 \quad \text{and} \quad t_{2m+1} = t_{2m+2} = t_{2m+3} = \dots = 0.$$

²We employ various normalizations throughout the paper, so it is convenient to divide through by the free matrix integral.

Under this restriction, $Z^\beta(t, N)$ has a unique Taylor expansion in $(t_1, t_2, \dots, t_{2m-1})$ and an *asymptotic* expansion in t_{2m} as $t_{2m} \rightarrow 0$ while keeping $\operatorname{Re}(t_{2m}) < 0$. Let us introduce a weighted degree of the coupling constants by $\deg(t_n) = n$. Then the asymptotic expansion of the truncated integral $Z^\beta(t, N)$ has a well-defined limit as $m \rightarrow \infty$ in the ring

$$(\mathbb{Q}[N])[[t_1, t_2, t_3, \dots]]$$

of formal power series in infinitely many variables with coefficients in the polynomial ring of N with rational coefficients [12]. The subject of our study in what follows is this asymptotic expansion of $Z^\beta(t, N)$ as a function in infinitely many variables.

3. GRAPHICAL EXPANSION

The graphs appearing in our asymptotic expansion of the matrix integrals (2.1) are those drawn on orientable as well as *non-orientable* surfaces. To avoid confusion with an already well-established convention that ribbon graphs are drawn on orientable surfaces, we propose the terminology *Möbius graphs*. Let us recall that a ribbon graph Γ is a graph with a cyclic order chosen at each vertex for half-edges adjacent to it. Equivalently, it is a graph drawn on a compact oriented surface S giving a cell-decomposition of it. The complement $S \setminus \Gamma$ of the graph Γ on S is the disjoint union of f_Γ open disks (or faces) of the surface. Since a ribbon graph Γ defines a unique oriented surface on which it is drawn as the 1-skeleton of a cell-decomposition, we denote the surface by S_Γ .

Similarly, a Möbius graph is drawn on a compact surface, orientable or non-orientable, giving a cell-decomposition of the surface. It can be viewed as a ribbon graph with twisted edges. A Möbius graph Γ also uniquely defines the surface S_Γ in which it is embedded.

Let \mathfrak{G} be the set of connected Möbius graphs. A graph $\Gamma \in \mathfrak{G}$ consists of a finite number of vertices and edges. Let $v_\Gamma^{(j)}$ denote the number of j -valent vertices of Γ . Then the number of vertices and edges are given by

$$(3.1) \quad v_\Gamma = \sum_j v_\Gamma^{(j)} \quad \text{and} \quad e_\Gamma = \frac{1}{2} \sum_j j v_\Gamma^{(j)}.$$

The unique compact surface S_Γ has f_Γ faces and its Euler characteristic is

$$(3.2) \quad \chi(S_\Gamma) = v_\Gamma - e_\Gamma + f_\Gamma.$$

We will also need the number of faces with a given number of edges, so denote the number of j -gons in the cell-decomposition of S_Γ by $f_\Gamma^{(j)}$ whereby

the Poincaré dual formulæ to the equations (3.1) are

$$(3.3) \quad f_\Gamma = \sum_j f_\Gamma^{(j)} \quad \text{and} \quad e_\Gamma = \frac{1}{2} \sum_j j f_\Gamma^{(j)}.$$

A Möbius graph Γ also determines the orientability of S_Γ and we define

$$(3.4) \quad \natural_\Gamma = \begin{cases} 1 & S_\Gamma \text{ orientable}, \\ -1 & S_\Gamma \text{ non-orientable}. \end{cases}$$

By *genus* of S_Γ we mean

$$(3.5) \quad g(S_\Gamma) = 1 - 2^{-\frac{1+\natural_\Gamma}{2}} \chi(S_\Gamma).$$

Thus $\chi(S_\Gamma) = 2 - 2g(S_\Gamma)$ for an orientable surface and $\chi(S_\Gamma) = 1 - g(S_\Gamma)$ if it is non-orientable. We also define the parity of $\chi(S_\Gamma)$ by

$$(3.6) \quad \sharp_\Gamma = (-1)^{\chi(S_\Gamma)},$$

while many results can be written compactly in terms of

$$(3.7) \quad \Sigma_\Gamma = \frac{1}{2} (1 + \sharp_\Gamma) - \natural_\Gamma = \begin{cases} 0 & \Gamma \text{ orientable}, \\ 1 & \Gamma \text{ non-orientable, } \chi(S_\Gamma) \text{ odd}, \\ 2 & \Gamma \text{ non-orientable, } \chi(S_\Gamma) \text{ even}. \end{cases}$$

Our main result is:

Theorem 3.1. *The logarithm of the asymptotic expansion of the matrix integral $Z^{(\beta)}(t, N)$ is expressed as a sum over connected Möbius graphs:*

$$(3.8) \quad \log \left(Z^{(\beta)}(t, N) \right) = \sum_{\Gamma \in \mathfrak{G}} \frac{(-4 + 6\beta - \beta^2)^{1 - \frac{1}{2}\Sigma_\Gamma - \frac{1}{2}\chi(S_\Gamma)} (2 - \beta)^{\Sigma_\Gamma} \beta^{f_\Gamma - 1} N^{f_\Gamma}}{|\text{Aut}(\Gamma)|} \prod_j t_j^{v_\Gamma^{(j)}} \in (\mathbb{Q}[N])[[t_1, t_2, t_3, \dots]].$$

Remark:

1. We define $(2 - \beta)^{\Sigma_\Gamma} = 1$ when $\beta = 2$ and $\Sigma_\Gamma = 0$.
2. For every connected Möbius graph Γ , the monomial $\prod_j t_j^{v_\Gamma^{(j)}}$ is a finite product of total degree $2e_\Gamma$.
3. The only reason to consider $\log Z^\beta(t, N)$ is because it yields a compact formula (3.8): $Z^\beta(t, N)$ itself has an expansion in terms of graphs although a given summand may have a mixture of orientable and non-orientable connected components.

The automorphism group $\text{Aut}(\Gamma)$ of a Möbius graph Γ is a group of automorphisms of the cellular complex S_Γ consisting of v_Γ vertices, e_Γ edges and f_Γ faces. When S_Γ is orientable, the group $\text{Aut}(\Gamma)$ may contain orientation-reversing automorphisms as well. We note that a cyclic rotation of half-edges around a vertex corresponds to the invariance of the trace under a cyclic permutation

$$(3.9) \quad \text{tr} (M_1 M_2 M_3 \cdots M_n) = \text{tr} (M_n M_1 M_2 \cdots M_{n-1}),$$

and an orientation-reversing flip of vertex with adjacent half-edges corresponds to the invariance the trace of symmetric matrices

$$(3.10) \quad \text{tr} (S_1 S_2 S_3 \cdots S_n) = \text{tr} (S_n S_{n-1} S_{n-2} \cdots S_1)$$

under reversing the order of multiplication.

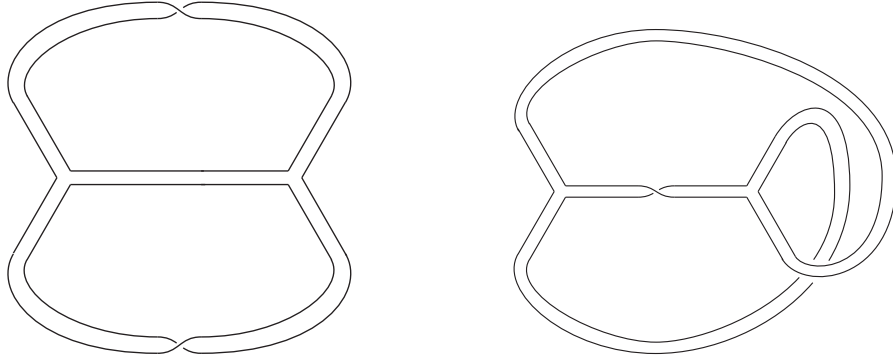


FIGURE 3.1. Two equivalent Möbius graphs consisting of two vertices, three edges, and one face. The graphs are interchanged by a *vertex flip*.

The proof of the theorem involves two main ingredients. The first is to view GUE and GSE matrix integrals as the coupling of a singlet or triplet of skew-symmetric matrix integrals to the fundamental GOE integral. When $\beta = 1$, equation (3.8) is the Möbius graphical expansion of a symmetric matrix integral [5, 19, 16, 9]:

$$(3.11) \quad \log \left(Z^{(\beta=1)}(t, N) \right) = \sum_{\Gamma \in \mathfrak{G}} \frac{N^{f_\Gamma}}{|\text{Aut}(\Gamma)|} \prod_j t_j^{v_\Gamma^{(j)}}.$$

This formula follows immediately from the fact that the Wick contraction of any pair of symmetric matrices $S = (S_{ab})$ obeys

$$(3.12) \quad \langle S_{ab} S_{cd} \rangle = \delta_{ac} \delta_{bd} + \delta_{ad} \delta_{bc},$$

which is denoted graphically as an edge of a Möbius graph (see Figure 3.2). These edges connect vertices of the type

$$(3.13) \quad \frac{t_j}{2j} \operatorname{tr} S^j = \frac{t_j}{2j} \sum_{a_1, \dots, a_j=1}^N S_{a_1 a_2} S_{a_2 a_3} \cdots S_{a_j a_1}.$$

as depicted in Figure 3.3. The factor $(2j)^{-1}$ in (3.13) is precisely the one required to cancel the over-counting implied by the identities (3.9) and (3.10). Therefore the overall weight of any given graph is as quoted in (3.11).

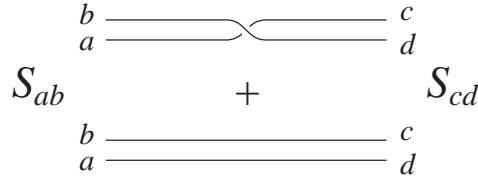


FIGURE 3.2. Propagator for symmetric matrices.

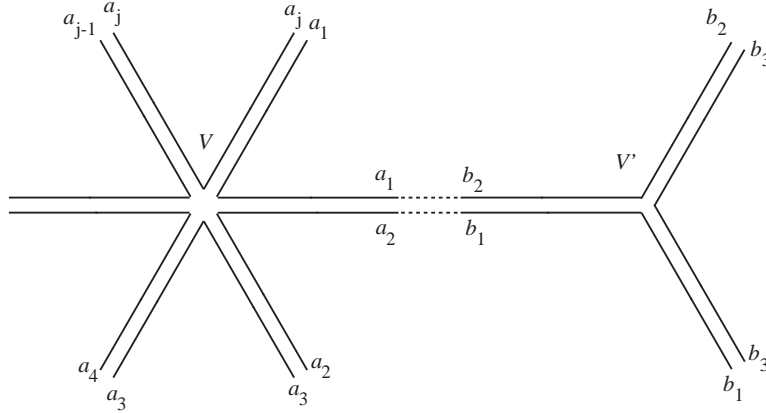


FIGURE 3.3. Two vertices connected at the half edge labeled by $a_1 a_2$ to the half edge labeled by $b_2 b_1$. For the GOE a second graph with a twisted edge connecting $a_1 a_2$ to $b_1 b_2$ is also present since the ribbon edges are not directed.

In contrast, for a pair of antisymmetric matrices $A = (A_{ab})$ the Wick contraction yields

$$(3.14) \quad \langle A_{ab} A_{cd} \rangle = \delta_{ac} \delta_{bd} - \delta_{ad} \delta_{bc}.$$

This is depicted in Figure 3.4.

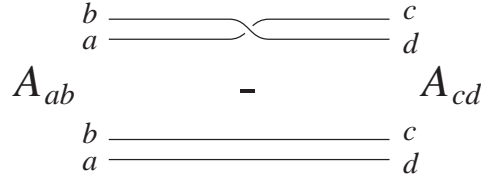


FIGURE 3.4. Propagator for antisymmetric matrices

The minus sign for untwisted edges will play a crucial rôle in what follows. Notice that since the exponent of the Gaussian part of (2.1) is

$$(3.15) \quad -\frac{1}{4} \sum_{a=1}^N S_{aa}^2 - \frac{1}{2} \sum_{1 \leq a < b \leq N} \left(S_{ab}^2 + \sum_{i=1}^{\beta-1} A_{iab}^2 \right),$$

there are no non-vanishing Wick contractions between symmetric and antisymmetric matrices. Therefore the model (2.1) is a sum over graphs with edges of either of the two types (3.12) or (3.14). Furthermore $\langle A_i A_j \rangle$ is only non-vanishing when $i = j$ so edges “emitted” at vertices are only connected when they carry the same imaginary units e_i .

If we call $e_0 = 1$ and $A_0 = S$, a j -valent vertex now looks like

$$(3.16) \quad \frac{1}{2j} \operatorname{tr} X^j = \frac{1}{2j} \operatorname{tr} \sum_{\alpha=0}^{\beta-1} e_{\alpha} A_{\alpha} = \sum_{\{(\alpha_1, \dots, \alpha_j)\} / \sim} \frac{\rho(\alpha_1, \dots, \alpha_j)}{2j} \operatorname{tr} \prod_{k=1}^j A_{\alpha_k} e_{\alpha_k}.$$

The last sum runs over all j -tuples of integers $0, 1, \dots, \beta - 1$ modulo the equivalence relation

$$(3.17) \quad (\alpha_1, \dots, \alpha_j) \sim (\beta_1, \dots, \beta_j) \quad \text{iff} \quad \operatorname{tr} (A_{\alpha_1} \cdots A_{\alpha_j}) = \operatorname{tr} (A_{\beta_1} \cdots A_{\beta_j}).$$

The multiplicities $\rho(\alpha_1, \dots, \alpha_j)$ are non-zero *only* when the product

$$(3.18) \quad e_{\alpha_1} \cdots e_{\alpha_j} = \pm 1.$$

In other words, the vertex (3.16) is real. Observe that the numbers

$$(3.19) \quad \frac{2j}{\rho(\alpha_1, \dots, \alpha_j)}$$

count the number of automorphisms of a vertex with a given configuration of units e_{α} sprinkled at every edge, with respect to rotations and vertex flips. For example, for $\beta = 4$ and $j = 3$

$$\frac{1}{6} \operatorname{tr} X^3 = \frac{1}{6} \operatorname{tr} (1.S)^3$$

$$\begin{aligned}
& + \frac{1}{2} \operatorname{tr} \left(1.S \ i.A_1 \ i.A_1 + 1.S \ j.A_2 \ j.A_2 + 1.S \ k.A_3 \ k.A_3 \right) \\
(3.20) \quad & + \frac{1}{1} \operatorname{tr} \left(i.A_1 \ j.A_2 \ k.A_3 \right).
\end{aligned}$$

On the first line, the trace of three identical symmetric matrices can be cycled and reversed, so $2j = 6$ is the correct automorphism factor. On the second line the terms with a single symmetric and a pair of antisymmetric matrices can only be flipped yielding two automorphisms. The term on the third line has no automorphisms. We will keep track of the matrix type by “sprinkling” units $\{1, e_i\}$ over the set of Möbius graphs (see Figure 3.5).

Orchestrating the above observations yields the following:

Lemma 3.2. *The matrix integral $\log \left(Z^{(\beta)}(t, N) \right)$ may be computed as a sum over Möbius graphs Γ with weight*

$$(3.21) \quad \frac{\mu_\Gamma N^{f_\Gamma}}{|\operatorname{Aut}(\Gamma)|}$$

multiplied by a single power of t_j for each j -valent vertex in Γ . The factor μ_Γ is calculated by

1. *Writing down all possible configurations of units $e_\alpha \in \{1, e_1, \dots, e_{\beta-1}\}$ at each vertex such that their product is ± 1 .*
2. *Counting these signed configurations with an additional minus sign for every twisted edge with imaginary units e_i at each end.*

The proof of this lemma follows from our previous remarks and by noting that including e_α from the vertices, the Wick contractions become (no sum on i)

$$(3.22) \quad \langle 1.S_{ab} \ 1.S_{cd} \rangle = \delta_{ac}\delta_{bd} + \delta_{ad}\delta_{bc},$$

$$(3.23) \quad \langle e_i.A_{iab} \ e_i.A_{icd} \rangle = -\delta_{ac}\delta_{bd} + \delta_{ad}\delta_{bc}.$$

A sample computation of μ_Γ is given in Figure 3.5.

Our proof is completed by computing the numbers μ_Γ , which requires a second major ingredient:

Lemma 3.3. *The quantity μ_Γ is a topological invariant of the n -punctured surface $S_\Gamma \setminus \{p_1, p_2, \dots, p_n\}$, where the removed points are all distinct and $n = f_\Gamma$ is the number of faces of the cell decomposition defined by Γ .*

The proof of this crucial Lemma is almost a triviality. Graphs are identified if they are equivalent under rotations and flips of their vertices (Figure 3.1), so it suffices to show that μ_Γ is invariant under contraction of an untwisted edge. This operation is depicted in Figure 3.6

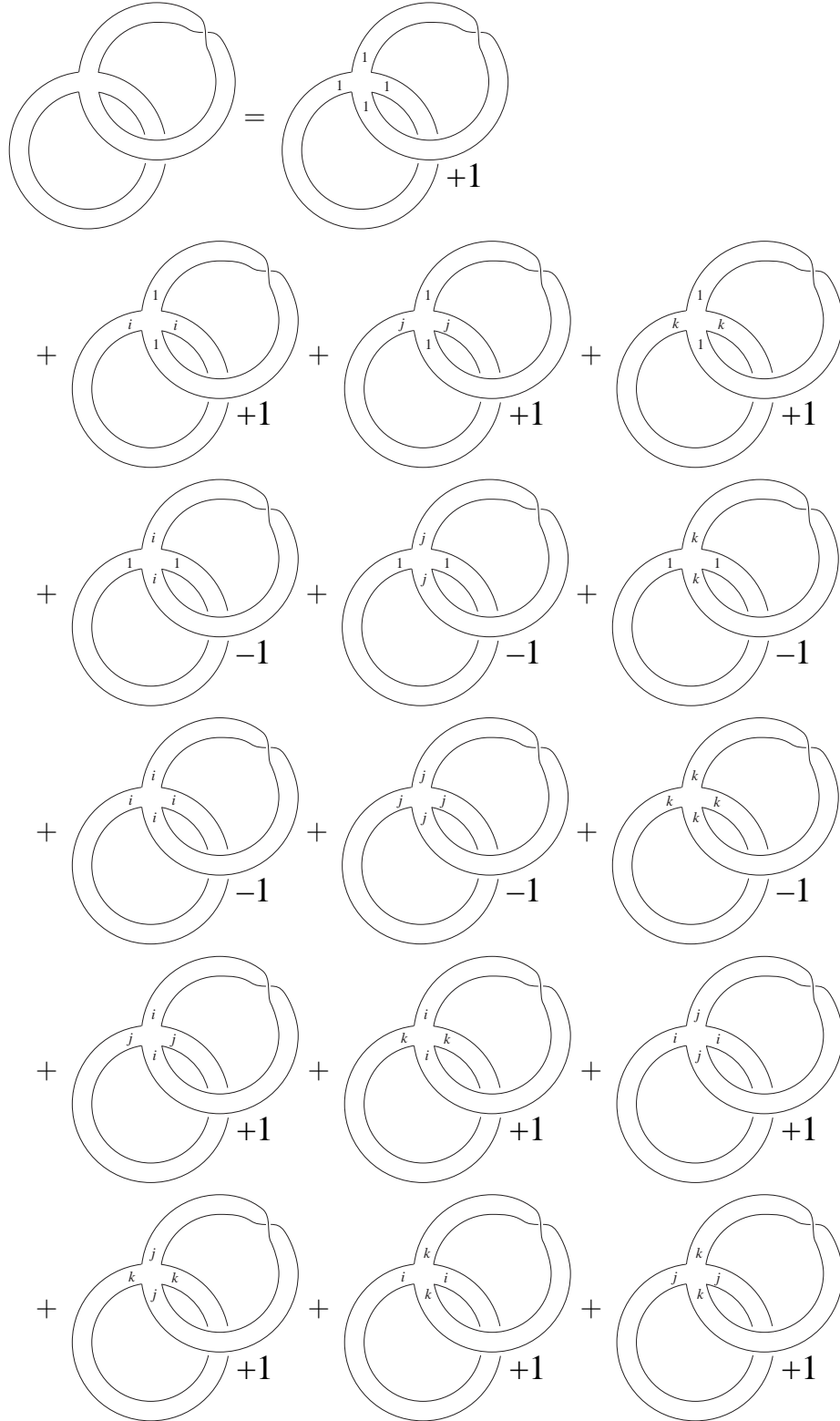


FIGURE 3.5. Computation of μ_Γ for a non-orientable Möbius graph Γ . Here $\chi(S_\Gamma) = 0$. The surface S_Γ is a Klein bottle. The contributions ± 1 add to yield $\mu_\Gamma = 4 = (2 - \beta)^2$ (for $\beta = 4$).

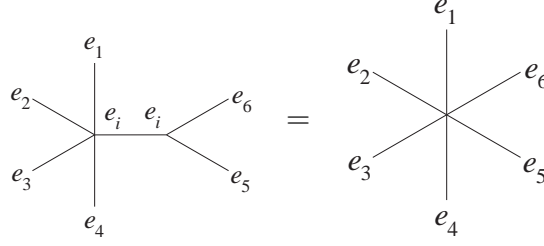


FIGURE 3.6. Edge contraction

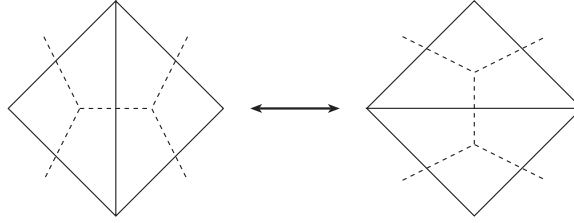


FIGURE 3.7. The diagonal flip operation for a triangulation.

This relation is obvious since the products of units at either vertex must be real and the Wick contraction corresponding to an untwisted edge with units e_α at either end comes with an overall factor $+1$. We remark that an analogous relation involving a vertex flip for the contraction of a twisted edge follows.

We now compute the invariant μ_Γ for a graph of arbitrary topology. Since μ_Γ is topological, we may employ a standard graph for each distinct topology labeled by the orientability \mathfrak{h}_Γ , number of faces f_Γ and genus $g(S_\Gamma)$. The key theorem from topology we need here is the connectivity of the space of all triangulations of a compact surface with a fixed number of vertices under the action of a *diagonal flip* [7] (see Figure 3.7). A diagonal flip of a triangulation is exactly the *fusion move* of the dual Möbius graph. For orientable surfaces, the connectivity in concern implies the path connectivity of the moduli space $\mathfrak{M}_{g,n}$ of smooth complete algebraic curves defined over \mathbb{C} with n marked points. The connectivity of triangulations of non-orientable surfaces has been also established.

Now note that because of the invariance of μ_Γ under edge contraction, we can expand all vertices of valence greater than 3 and contract all vertices of valence 1 and 2 to create a trivalent graph. Since the dual of a trivalent graph is a triangulation of the surface and the number of vertices of the triangulation is the number $n = f_\Gamma$ of faces of the Möbius graph Γ , the connectivity of the space of triangulations implies that our invariant μ_Γ is a constant for each topology of a given n -punctured surface. In the actual

computation, it is convenient to use the following representatives for each of the three topological classes:

1. Orientable ($\natural = 1$); a standard graph is given in Figure 3.8.




FIGURE 3.8. A standard Möbius graph that represents an orientable surface of genus g with n marked points. It consists of $n - 1$ tadpoles on the left and g bi-petal flowers on the right.

2. Non-orientable ($\natural = -1$), odd genus; with standard graph given in Figure 3.9.





FIGURE 3.9. A standard Möbius graph drawn on a non-orientable surface of genus $g = 2k + 1$ with n marked points. In addition to $n - 1$ tadpoles on the left it has k orientable bi-petal flowers on the right and a non-orientable one added at the top.

3. Non-orientable ($\natural = -1$), even genus; a standard graph is in Figure 3.10.

Finally, it is easy to calculate μ_Γ for each one particle irreducible components (subgraphs which remain connected after cutting a single edge):



(3.24)

$$\text{---} \bigcirc = \beta,$$

(3.25)

$$\text{Diagram} = 1 + 3(\beta - 1) - (\beta - 1)(\beta - 2),$$

(3.26)

$$\text{Diagram} = 2 - \beta,$$

(3.27)

$$\text{Diagram} = (2 - \beta)^2.$$

Each of the above calculations is rather similar: A single line emitted from a tadpole subgraph can only ever carry the unit $e_0 = 1$. As an example, (3.25) arises from (i) placing all 1's on remaining four lines (ii) 1's on one loop

and imaginary units e_i on the other which can be done in $2(\beta - 1)$ ways, (iii) the same imaginary unit on both loops giving $\beta - 1$ possibilities, (iv) different imaginary units which can only be achieved for the quaternions and in $6 = (\beta - 1)(\beta - 2)$ different ways incurring a minus sign since $-1 = ijij$ (say).

Therefore we find

$$(3.28) \quad \mu_\Gamma = (-4 + 6\beta - \beta^2)^{1 - \frac{1}{2}\Sigma_\Gamma - \frac{1}{2}\chi(S_\Gamma)} (2 - \beta)^{\Sigma_\Gamma} \beta^{f_\Gamma - 1}.$$

This result combined with the first Lemma above completes the proof of our main theorem.

4. EXAMPLES

A simple consistency check is the case $\beta = 2$. Clearly, non-orientable graphs give a vanishing contribution as required for hermitian matrix integrals. To obtain a more conventional normalization, we rescale $X \rightarrow \beta^{1/2} X$ in (2.1) and absorb all but one power of β in the couplings t , so that

$$(4.1) \quad \log \left(\frac{\int [dX]_{(\beta)} \exp \left(-\frac{\beta}{4} \text{tr} X^2 + \sum_{j=1}^{\infty} \frac{\beta t_j}{2j} \text{tr} X^j \right)}{\int [dX]_{(\beta)} \exp \left(-\frac{\beta}{4} \text{tr} X^2 \right)} \right) \\ = \sum_{\Gamma \in \mathfrak{G}} \frac{(-4 + 6\beta - \beta^2)^{1 - \frac{1}{2}\Sigma_\Gamma - \frac{1}{2}\chi(S_\Gamma)} (2 - \beta)^{\Sigma_\Gamma} \beta^{\chi(S_\Gamma) - 1} N^{f_\Gamma}}{|\text{Aut}(\Gamma)|} \prod_j t_j^{v_\Gamma^{(j)}}.$$

Hence when $\beta = 2$

$$(4.2) \quad \log \left(\frac{\int [dX]_{(2)} \exp \left(-\frac{1}{2} \text{tr} X^2 + \sum_{j=1}^{\infty} \frac{t_j}{j} \text{tr} X^j \right)}{\int [dX]_{(2)} \exp \left(-\frac{1}{2} \text{tr} X^2 \right)} \right) = \sum_{\Gamma \in \mathfrak{G}} \frac{2N^{f_\Gamma}}{|\text{Aut}(\Gamma)|} \prod_j t_j^{v_\Gamma^{(j)}}.$$

We note that

$$(4.3) \quad \sum_{\Gamma \in \mathfrak{G}} \frac{2N^{f_\Gamma}}{|\text{Aut}(\Gamma)|} \prod_j t_j^{v_\Gamma^{(j)}} = \sum_{\Gamma \in \mathfrak{R}} \frac{N^{f_\Gamma}}{|\text{Aut}_{\mathfrak{R}}(\Gamma)|} \prod_j t_j^{v_\Gamma^{(j)}},$$

where \mathfrak{R} denotes the set of all connected ribbon graphs and $\text{Aut}_{\mathfrak{R}}(\Gamma)$ the automorphism group of a ribbon graph disallowing orientation-reversing automorphisms. To see (4.3), let Γ be an oriented ribbon graph. Then either (a) Γ and its flip $\check{\Gamma}$ are isomorphic as a ribbon graph; or (b) they are different ribbon graphs. In case (a), we have $|\text{Aut}(\Gamma)| = 2|\text{Aut}_{\mathfrak{R}}(\Gamma)|$. If (b) is the case, then $\text{Aut}(\Gamma) \cong \text{Aut}_{\mathfrak{R}}(\Gamma)$, but Γ and $\check{\Gamma}$ appear as different graphs on the right hand side while they are the same as a Möbius graph in \mathfrak{G} .

Together, equations (4.3) and (4.2) constitute the well-known result for the hermitian matrix integral [2].

A less trivial test of our new result for the $\beta = 4$, GSE model is a comparison with the Penner model. To begin with we re-express (3.8) in yet another normalization, together with a specialization $t_1 = t_2 = 0$:

$$(4.4) \quad \log \left(\frac{\int [dX]_{(4)} \exp \left(-\frac{1}{2} \operatorname{tr} X^2 + \sum_{j=3}^{\infty} \frac{t_j}{j} \operatorname{tr} X^j \right)}{\int [dX]_{(4)} \exp \left(-\frac{1}{2} \operatorname{tr} X^2 \right)} \right) \\ = \sum_{\Gamma \in \mathfrak{G}} \frac{(-1)^{\chi(S_\Gamma)}}{|\operatorname{Aut}(\Gamma)|} (2N)^{f_\Gamma} \prod_{j \geq 3} t_j^{v_\Gamma^{(j)}}.$$

Here we have employed the useful identity

$$(4.5) \quad (-1)^{\Sigma_\Gamma} = (-1)^{\chi(S_\Gamma)}.$$

The Penner substitution

$$(4.6) \quad t_j \longrightarrow -z^{j/2-1}, \quad j \geq 3$$

yields the graphical expansion

$$(4.7) \quad \lim_{m \rightarrow \infty} \log \left(\frac{\int [dX]_{(4)} \exp \left(-\sum_{j=2}^{2m} \frac{z^{j/2-1}}{j} \operatorname{tr} X^j \right)}{\int [dX]_{(4)} \exp \left(-\frac{1}{2} \operatorname{tr} X^2 \right)} \right) \\ = \sum_{\Gamma \in \mathfrak{G}} \frac{(-1)^{e_\Gamma}}{|\operatorname{Aut}(\Gamma)|} (2N)^{f_\Gamma} (-1)^{\chi(S_\Gamma)} (-z)^{e_\Gamma - v_\Gamma}.$$

Equation (4.7) is valid as an asymptotic expansion of the integral for $z \rightarrow 0$ while keeping $z > 0$, as an element of a formal power series ring $(\mathbb{Q}[N])[[z]]$.

The integral on the left hand side can be evaluated explicitly (see (7.2) and (7.3) of Section 7). The leading terms as an expansion in z are

$$(4.8) \quad \lim_{m \rightarrow \infty} \log \left(\frac{\int [dX]_{(4)} \exp \left(-\sum_{j=2}^{2m} \frac{z^{j/2-1}}{j} \operatorname{tr} X^j \right)}{\int [dX]_{(4)} \exp \left(-\frac{1}{2} \operatorname{tr} X^2 \right)} \right) \\ = \left(-\frac{1}{12}N - \frac{1}{2}N^2 + \frac{2}{3}N^3 \right) z + \mathcal{O}(z^2).$$

On the other hand, our graphical expansion yields

$$\begin{aligned}
(4.9) \quad & \sum_{\Gamma \in \mathfrak{G}} \frac{(-)^{e_\Gamma} (-2N)^{b_\Gamma} z^{e_\Gamma - v_\Gamma}}{|\text{Aut}(\Gamma)|} \\
&= (-2N)^3 z \left\{ \frac{(-1)^2}{4} \text{Diagram 1} + \frac{(-1)^3}{4} \text{Diagram 2} + \frac{(-1)^3}{12} \text{Diagram 3} \right\} \\
&+ (-2N)^2 z \left\{ \frac{(-1)^2}{2} \text{Diagram 4} + \frac{(-1)^3}{2} \text{Diagram 5} + \frac{(-1)^3}{4} \text{Diagram 6} \right. \\
&\quad \left. + \frac{(-1)^2}{8} \text{Diagram 7} \right\} \\
&+ (-2N) z \left\{ \frac{(-1)^2}{4} \text{Diagram 8} + \frac{(-1)^3}{4} \text{Diagram 9} + \frac{(-1)^3}{4} \text{Diagram 10} \right. \\
&\quad + \frac{(-1)^2}{4} \text{Diagram 11} + \frac{(-1)^3}{12} \text{Diagram 12} \\
&\quad \left. + \frac{(-1)^2}{8} \text{Diagram 13} \right\} + \mathcal{O}(z^2) \\
&= \left(-\frac{1}{12}N - \frac{1}{2}N^2 + \frac{2}{3}N^3 \right) z + \mathcal{O}(z^2).
\end{aligned}$$

Needless to say agreement is perfect. In fact, as we shall show in Section 7, agreement to all orders amounts to known results for the orbifold Euler characteristic of the moduli space of real algebraic curves.

5. DUALITY FOR MATRIX INTEGRALS

An additional change of variables $X \rightarrow N^{1/2}X$ in (4.1), absorption of all but a single N in the couplings t as well as the substitution

$$(5.1) \quad \beta = 2\alpha,$$

yields

$$\begin{aligned}
(5.2) \quad & \log \left(\frac{\int [dX]_{(2\alpha)} \exp \left(-\frac{N\alpha}{2} \text{tr} X^2 + \sum_{j=1}^{\infty} \frac{N\alpha t_j}{j} \text{tr} X^j \right)}{\int [dX]_{(2\alpha)} \exp \left(-\frac{N\alpha}{2} \text{tr} X^2 \right)} \right) \\
&= \sum_{\Gamma \in \mathfrak{G}} 2 (\alpha^{1/2} N)^{\chi(S_\Gamma)} \frac{(3 - \alpha^{-1} - \alpha)^{1 - \frac{1}{2}\Sigma_\Gamma - \frac{1}{2}\chi(S_\Gamma)} (\alpha^{-1/2} - \alpha^{1/2})^{\Sigma_\Gamma}}{|\text{Aut}(\Gamma)|} \prod_j t_j^{v_\Gamma^{(j)}}.
\end{aligned}$$

This formula is invariant under

$$(5.3) \quad \alpha \longrightarrow \alpha^{-1} \quad \text{and} \quad N \longrightarrow -\alpha N.$$

Remark.

1. The duality holds graph by graph³.
2. The $\alpha = 1$ GUE model is self-dual since $\chi(S_\Gamma)$ is even for orientable graphs.
3. The graphical expansion of the $\alpha = 2$, $N \times N$ GSE model is identical to that of the $\alpha = 1/2$ GOE model if the size of the matrices are doubled and the contribution of every Möbius graph embedded in a non-orientable surface of odd Euler characteristic is multiplied by -1 .

One might wonder whether matrix integrals exist whose graphical expansion coincides exactly with the image of (5.2) under the duality (5.3). Although we have no definite answer to this question at this point, in the next Section we show that the combination of Poincaré duality and the one discovered here underly the dualities of Brézin and Hikami for correlations of characteristic polynomials [3, 4].

6. BRÉZIN–HIKAMI DUALITY

The average of products of characteristic polynomials obey dualities between GOE and GSE models [4]:

$$(6.1) \quad \frac{\int [dS]_{(1)}^{N \times N} \exp\left(-\frac{N}{2} \operatorname{tr} S^2\right) \prod_{\ell=1}^k \det_{N \times N}(\lambda_\ell - S)}{\int [dS]_{(1)}^{N \times N} \exp\left(-\frac{N}{2} \operatorname{tr} S^2\right)} = \frac{\int [dX]_{(4)}^{k \times k} \exp(-N \operatorname{tr} X^2) \mathbb{H} \det_{k \times k}^N(\Lambda - \sqrt{-1} X)}{\int [dX]_{(4)}^{k \times k} \exp(-N \operatorname{tr} X^2)},$$

as well as a self duality for the GUE case⁴ [3]:

$$(6.2) \quad \frac{\int [dX]_{(2)}^{N \times N} \exp\left(-\frac{N}{2} \operatorname{tr} X^2\right) \prod_{\ell=1}^k \det_{N \times N}(\lambda_\ell - X)}{\int [dX]_{(2)}^{N \times N} \exp\left(-\frac{N}{2} \operatorname{tr} X^2\right)} = \frac{\int [dY]_{(2)}^{k \times k} \exp\left(-\frac{N}{2} \operatorname{tr} Y^2\right) \det_{k \times k}^N(\Lambda - \sqrt{-1} Y)}{\int [dY]_{(2)}^{k \times k} \exp\left(-\frac{N}{2} \operatorname{tr} Y^2\right)}.$$

³Physicists would call this a T -duality – valid order by order in perturbation theory.

⁴One might question the reality of the integrals on the right hand sides of (6.2) and (6.1) since an explicit $\sqrt{-1}$ appears in the determinants. It is clear, however, from both the graphical expansions below and the original derivation in [3, 4] that both integrals are real.

The duality relates expectations of k -fold products of distinct characteristic polynomials of $N \times N$ matrices to averages over the N th power of determinants of certain $k \times k$ matrices. Here, $\Lambda = \text{diag}(\lambda_1, \dots, \lambda_k)$ is a diagonal $k \times k$ matrix of real entries. The quaternionic determinant $\mathbb{H}\det$ in (6.1) is defined by

$$(6.3) \quad \mathbb{H}\det_{k \times k} M = \det_{2k \times 2k}^{1/2} C(M),$$

where the $2k \times 2k$ matrix $C(M)$ is obtained from the $k \times k$ quaternion valued matrix M by replacing the quaternionic units by their representation in terms of Pauli matrices $1 \rightarrow I_{2 \times 2}$, $e_i \rightarrow i\sigma_i$ ($i = 1, 2, 3$).

To begin with, we demonstrate that the N - k duality for GUE models of Brézin-Hikami follows from the usual ribbon graph expansion along with Poincaré duality of graphs on a compact oriented surface. The first step is to represent the determinants as vertices of the graphical expansion. Let us assume that the parameter λ_ℓ satisfies $\lambda_\ell > \lambda > 0$ for every ℓ and some positive λ , and let Ω_λ denote the set of all $N \times N$ hermitian matrices whose eigenvalues are contained in the bounded interval $[-\lambda, \lambda]$. Then for every $X \in \Omega_\lambda$, we have a convergent power series expansion in λ_ℓ^{-1} :

$$\det \left(I - \frac{X}{\lambda_\ell} \right) = \exp \left(\text{tr} \log \left(I - \frac{X}{\lambda_\ell} \right) \right) = \exp \left(- \sum_{j=1}^{\infty} \frac{1}{j} \lambda_\ell^{-j} \text{tr} X^j \right).$$

Therefore,

$$(6.4) \quad \int [dX]_{(2)}^{N \times N} e^{-\frac{N}{2} \text{tr} X^2} \prod_{\ell=1}^k \det_{N \times N} \left(I - \frac{X}{\lambda_\ell} \right) \\ = \int_{\Omega_\lambda} [dX]_{(2)}^{N \times N} e^{-\frac{N}{2} \text{tr} X^2} \exp \left(- \sum_{j=1}^{\infty} \frac{1}{j} \text{tr}_{k \times k} \Lambda^{-j} \text{tr}_{N \times N} X^j \right) \\ + \int_{\Omega_\lambda^c} [dX]_{(2)}^{N \times N} e^{-\frac{N}{2} \text{tr} X^2} \prod_{\ell=1}^k \det_{N \times N} \left(I - \frac{X}{\lambda_\ell} \right),$$

where Ω_λ^c is the complement of Ω_λ in the space of all $N \times N$ hermitian matrices. Since Ω_λ is a compact space, the first integral on the right hand side of (6.4) is a convergent power series in $\lambda_1^{-1}, \lambda_2^{-1}, \dots, \lambda_k^{-1}$. Set $t_j = -\text{tr} \Lambda^{-j}$. Then $\text{Re}(t_j) < 0$, and as $\lambda \rightarrow +\infty$, $t_j \rightarrow 0$. Thus the ribbon graph expansion provides each coefficient of the power series expansion of this integral in t_j as $\lambda \rightarrow +\infty$. The second integral on the right hand side of (6.4) is a polynomial in λ_ℓ^{-1} whose coefficients converge to 0 as λ goes to infinity since Ω_λ^c approaches the empty set and the integrand is bounded. Therefore, we obtain an asymptotic expansion formula

$$\begin{aligned}
(6.5) \quad & \log \left(\frac{\int [dX]_{(2)}^{N \times N} \exp \left(-\frac{N}{2} \operatorname{tr} X^2 \right) \prod_{\ell=1}^k \det_{N \times N} \left(I - \frac{X}{\lambda_\ell} \right)}{\int [dX]_{(2)}^{N \times N} \exp \left(-\frac{N}{2} \operatorname{tr} X^2 \right)} \right) \\
&= \sum_{\Gamma \in \mathfrak{R}} \frac{1}{|\operatorname{Aut}_{\mathfrak{R}}(\Gamma)|} (-1)^{v_\Gamma} N^{f_\Gamma - e_\Gamma} \prod_j (\operatorname{tr} \Lambda^{-j})^{v_\Gamma^{(j)}} \\
&\quad \in (\mathbb{Q}[N])[[\lambda_1^{-1}, \dots, \lambda_k^{-1}]].
\end{aligned}$$

The computation of

$$(6.6) \quad \log \left(\frac{\int [dY]_{(2)}^{k \times k} \exp \left(-\frac{N}{2} \operatorname{tr} Y^2 \right) \det^N (I - \sqrt{-1} Y \Lambda^{-1})}{\int [dY]_{(2)}^{k \times k} \exp \left(-\frac{N}{2} \operatorname{tr} Y^2 \right)} \right)$$

can be performed similarly: First we decompose the space of all $k \times k$ hermitian matrices into two pieces, one consisting of matrices with eigenvalues in $[-\lambda, \lambda]$, and the other its complement. If $\lambda_\ell > \lambda$ for every ℓ , then $\det^N(I - \sqrt{-1} Y \Lambda^{-1})$ can be expanded as before. Asymptotically as an element of $(\mathbb{Q}[N])[[\lambda_1^{-1}, \dots, \lambda_k^{-1}]]$, we have

$$\begin{aligned}
(6.7) \quad & \int [dY]_{(2)}^{k \times k} \exp \left(-\frac{N}{2} \operatorname{tr} Y^2 \right) \det(I - \sqrt{-1} Y \Lambda^{-1})^N \\
&= \int [dY]_{(2)}^{k \times k} \exp \left(-\frac{N}{2} \operatorname{tr} Y^2 \right) \exp \left(-N \sum_j \frac{(\sqrt{-1})^j}{j} \operatorname{tr} (Y \Lambda^{-1})^j \right).
\end{aligned}$$

The appearance of the term $\operatorname{tr} (Y \Lambda^{-1})^m$ instead of $\operatorname{tr} Y^m$ occurring in (6.7) replaces products of traces over identity matrices

$$(6.8) \quad N^{f_\Gamma} = \prod_j (\operatorname{tr} I^j)^{f_\Gamma^{(j)}}$$

incurred in (3.8) as one travels around each face of the graph Γ , by

$$(6.9) \quad \prod_j (\operatorname{tr} \Lambda^{-j})^{f_\Gamma^{(j)}}.$$

(Recall that $f_\Gamma^{(j)}$ denotes the number of j -gons in the cell-decomposition of S_Γ defined by the graph Γ .) Therefore,

(6.10)

$$\begin{aligned}
& \log \left(\frac{\int [dY]_{(2)}^{k \times k} \exp \left(-\frac{N}{2} \operatorname{tr} Y^2 \right) \det^N (I - \sqrt{-1} Y \Lambda^{-1})}{\int [dY]_{(2)}^{k \times k} \exp \left(-\frac{N}{2} \operatorname{tr} Y^2 \right)} \right) \\
&= \log \left(\frac{\int [dY]_{(2)}^{k \times k} \exp \left(-\frac{N}{2} \operatorname{tr} Y^2 \right) \exp \left(-N \sum_j \frac{(\sqrt{-1})^j}{j} \operatorname{tr} (Y \Lambda^{-1})^j \right)}{\int [dY]_{(2)}^{k \times k} \exp \left(-\frac{N}{2} \operatorname{tr} Y^2 \right)} \right) \\
&= \sum_{\Gamma \in \mathfrak{R}} \frac{1}{|\operatorname{Aut}_{\mathfrak{R}}(\Gamma)|} (-1)^{v_\Gamma} N^{v_\Gamma - e_\Gamma} (\sqrt{-1})^{2e_\Gamma} \prod_j (\operatorname{tr} \Lambda^{-j})^{f_\Gamma^{(j)}} \\
&= \sum_{\Gamma \in \mathfrak{R}} \frac{1}{|\operatorname{Aut}_{\mathfrak{R}}(\Gamma)|} (-1)^{f_\Gamma} N^{v_\Gamma - e_\Gamma} \prod_j (\operatorname{tr} \Lambda^{-j})^{f_\Gamma^{(j)}},
\end{aligned}$$

where we used

$$(-1)^{v_\Gamma - e_\Gamma} = (-1)^{\chi(S_\Gamma) - f_\Gamma} = (-1)^{f_\Gamma}.$$

Let us denote by Γ^* the dual graph of a ribbon graph Γ drawn on a compact oriented surface S_Γ . We note that $\operatorname{Aut}_{\mathfrak{R}}(\Gamma) \cong \operatorname{Aut}_{\mathfrak{R}}(\Gamma^*)$ and

$$(6.11) \quad \begin{cases} v_\Gamma^{(j)} = f_{\Gamma^*}^{(j)}, \\ e_\Gamma = e_{\Gamma^*}, \\ f_\Gamma^{(j)} = v_{\Gamma^*}^{(j)}. \end{cases}$$

Since one and two valent vertices are included in the set of ribbon graphs \mathfrak{R} , the map

$$* : \mathfrak{R} \longrightarrow \mathfrak{R}$$

is a bijection. [Contrast this situation to the Penner model in Section 4, where the couplings $t_1 = t_2 = 0$ and Poincaré duality does not apply.] Therefore,

$$\begin{aligned}
& \sum_{\Gamma \in \mathfrak{R}} \frac{1}{|\operatorname{Aut}_{\mathfrak{R}}(\Gamma)|} (-1)^{v_\Gamma} N^{f_\Gamma - e_\Gamma} \prod_j (\operatorname{tr} \Lambda^{-j})^{v_\Gamma^{(j)}} \\
(6.12) \quad &= \sum_{\Gamma \in \mathfrak{R}} \frac{1}{|\operatorname{Aut}_{\mathfrak{R}}(\Gamma^*)|} (-1)^{v_{\Gamma^*}} N^{f_{\Gamma^*} - e_{\Gamma^*}} \prod_j (\operatorname{tr} \Lambda^{-j})^{v_{\Gamma^*}^{(j)}} \\
&= \sum_{\Gamma \in \mathfrak{R}} \frac{1}{|\operatorname{Aut}_{\mathfrak{R}}(\Gamma)|} (-1)^{f_\Gamma} N^{v_\Gamma - e_\Gamma} \prod_j (\operatorname{tr} \Lambda^{-j})^{f_\Gamma^{(j)}}.
\end{aligned}$$

This implies that the matrix integrals (6.5) and (6.6) have the same asymptotic expansion.

The N - k duality of Brézin-Hikami in equation (6.2) is a polynomial identity of degree Nk in $(\mathbb{Q}[N])[\lambda_1, \lambda_2, \dots, \lambda_k]$, where we define $\deg(\lambda_\ell) = 1$. We must now consider also disconnected graphs, since there is no logarithm. The coefficient of the degree $Nk - d$ term of (6.2) is therefore determined by a partition $d = 2(e_1 + e_2 + \dots + e_m)$ corresponding to the product of m connected graphs consisting of e_i edges. The contributions of connected graphs are computed in (6.5) and (6.6). We note that the duality (6.12) holds for every surface even when the number of edges is fixed. Therefore, the asymptotic equality we have derived implies the polynomial identity (6.2). In other words, the N - k duality of [3] is a simple consequence of the Poincaré duality of graphs on a compact oriented surface.

Our derivation of the Brézin-Hikami duality between the GOE and GSE characteristic polynomial models goes quite similarly. Here again we see that the duality is a consequence of our graphical expansion formula (3.8) and Poincaré duality:

Using the same trick for characteristic polynomials as in the GUE case, from our expansion formula (3.8) we obtain an asymptotic expansion formula for the GOE side of the duality

$$\begin{aligned}
 (6.13) \quad & \log \left(\frac{\int [dS]_{(1)}^{N \times N} \exp \left(-\frac{2N}{4} \operatorname{tr} S^2 \right) \prod_{\ell=1}^k \det \left(I - \frac{S}{\lambda_\ell} \right)}{\int [dS]_{(1)}^{N \times N} \exp \left(-\frac{N}{4} \operatorname{tr} S^2 \right)} \right) \\
 &= \log \left(\frac{\int [dS]_{(1)}^{N \times N} \exp \left(-\frac{2N}{4} \operatorname{tr} S^2 \right) \exp \left(-\sum_{j=1}^{\infty} \frac{2 \operatorname{tr} \Lambda^{-j}}{2j} \operatorname{tr} S^j \right)}{\int [dS]_{(1)}^{N \times N} \exp \left(-\frac{2N}{4} \operatorname{tr} S^2 \right)} \right) \\
 &= \sum_{\Gamma \in \mathfrak{G}} \frac{1}{|\operatorname{Aut}(\Gamma)|} (-1)^{v_\Gamma} 2^{v_\Gamma - e_\Gamma} N^{f_\Gamma - e_\Gamma} \prod_j (\operatorname{tr} \Lambda^{-j})^{v_\Gamma^{(j)}}.
 \end{aligned}$$

(Note the non-standard normalization of the Gaussian exponent yields the factor 2^{-e_Γ} .) Its GSE counterpart requires some care: The characteristic polynomial of a $k \times k$ quaternionic matrix X is defined by

$$\mathbb{H} \det(\Lambda - X) = \det^{1/2}(\Lambda I_{2k \times 2k} - C(X))$$

and

$$\operatorname{tr} X^j = \frac{1}{2} \operatorname{tr} C(X)^j.$$

Thus if all eigenvalues of X are in $[-\lambda, \lambda]$ and $\lambda_\ell > \lambda > 0$, then

$$\mathbb{H} \det(I - X \Lambda^{-1}) = \exp \left(-\frac{1}{2} \sum_{j=1}^{\infty} \frac{2}{j} \operatorname{tr} (X \Lambda^{-1})^j \right).$$

Therefore, we have an asymptotic expansion

$$\begin{aligned}
(6.14) \quad & \log \left(\frac{\int [dX]_{(4)}^{k \times k} \exp(-N \operatorname{tr} X^2) \operatorname{Hdet}_{k \times k}^N(I - \sqrt{-1} X \Lambda^{-1})}{\int [dX]_{(4)}^{k \times k} \exp(-N \operatorname{tr} X^2)} \right) \\
&= \log \left(\frac{\int [dX]_{(4)}^{k \times k} \exp\left(-\frac{Nk}{k} \operatorname{tr} X^2\right) \exp\left(-N \sum_{j=1}^{\infty} \frac{2(\sqrt{-1})^j}{2j} \operatorname{tr}(X \Lambda^{-1})^{-j}\right)}{\int [dX]_{(4)}^{k \times k} \exp\left(-\frac{Nk}{k} \operatorname{tr} X^2\right)} \right) \\
&= \sum_{\Gamma \in \mathfrak{G}} \frac{1}{|\operatorname{Aut}(\Gamma)|} (-1)^{\Sigma_{\Gamma} + e_{\Gamma} + v_{\Gamma}} 2^{f_{\Gamma} - e_{\Gamma}} N^{v_{\Gamma} - e_{\Gamma}} \prod_j (\operatorname{tr} \Lambda^{-j})^{f_{\Gamma}^{(j)}} \\
&= \sum_{\Gamma \in \mathfrak{G}} \frac{1}{|\operatorname{Aut}(\Gamma)|} (-1)^{f_{\Gamma}} 2^{f_{\Gamma} - e_{\Gamma}} N^{v_{\Gamma} - e_{\Gamma}} \prod_j (\operatorname{tr} \Lambda^{-j})^{f_{\Gamma}^{(j)}},
\end{aligned}$$

where we have used the fact that

$$(-1)^{\Sigma_{\Gamma} + e_{\Gamma} + v_{\Gamma}} = (-1)^{f_{\Gamma}}$$

that follows from (4.5). (In addition the non-standard Gaussian exponent normalization now accounts for the absence of explicit factors k in the graphical expansion.) We now see that (6.13) and (6.14) are equal again through the dual construction of a Möbius graph.

The polynomial identity (6.1) follows from the equality of the asymptotic expansions. This time each term of (6.1) may have contributions from both orientable and non-orientable graphs, but since the dual graph construction works for each surface, the equality holds.

7. THE PENNER MODEL

The Penner model for the hermitian matrix integral provides an effective tool to compute the orbifold Euler characteristic of the moduli space of smooth algebraic curves defined over \mathbb{C} with an arbitrary number of marked points [14], [6]. It was discovered in [5] that the Penner model of the real symmetric (or GOE) matrix integral yields the orbifold Euler characteristic of the moduli spaces of real algebraic curves. Therefore, it is natural to ask what topological information is contained in the corresponding Penner type model for the quaternionic self-adjoint matrix integral?

In this Section, we show via our duality (5.3), that the symplectic Penner model is identical to the GOE case, except for the matrix size and an overall sign for contributions of non-orientable surfaces. The answer to the above question is in the negative, the symplectic Penner model offers no new topological insight. As we shall see, of the three main classes of Möbius graphs –oriented, non-orientable odd $\chi(S_{\Gamma})$ and non-orientable

even $\chi(S_\Gamma)$ – only the first two survive the Penner substitution for the couplings, or in other words, the orbifold Euler characteristic vanishes when $\chi(S_\Gamma)$ is even. Therefore the third symplectic Penner type model is not an independent topological quantity.

We also show that the generalized Penner model expressed in terms of Vandermonde determinants to powers in $2(\mathbb{N} \cup 1/\mathbb{N})$ exhibits an extended duality that agrees with (5.3) when the power of the Vandermonde is restricted to 1, 2 or 4. Many explicit formulæ and derivations are reserved for Appendix B.

The symplectic Penner model introduced in Section 4 reads

$$(7.1) \quad \lim_{m \rightarrow \infty} \log \left(\frac{\int [dX]_{(4)} \exp \left(- \sum_{j=2}^{2m} \frac{z^{j/2-1}}{j} \operatorname{tr} X^j \right)}{\int [dX]_{(4)} \exp \left(- \frac{1}{2} \operatorname{tr} X^2 \right)} \right) \\ = \sum_{\Gamma \in \mathfrak{G}} \frac{(-1)^{e_\Gamma}}{|\operatorname{Aut}(\Gamma)|} (2N)^{f_\Gamma} (-1)^{\chi(S_\Gamma)} (-z)^{e_\Gamma - v_\Gamma},$$

to be viewed as an element of the formal power series ring $(\mathbb{Q}[N])[[z]]$. This integral is indeed explicitly computable. Symplectic invariance of the measure and integrand allows us to diagonalize the matrix variable $X \rightarrow \operatorname{diag}(k_1, k_2, \dots, k_N)$ so that:

$$(7.2) \quad \lim_{m \rightarrow \infty} \log \left(\frac{\int [dX]_{(4)} \exp \left(- \sum_{j=2}^{2m} \frac{z^{j/2-1}}{j} \operatorname{tr} X^j \right)}{\int [dX]_{(4)} \exp \left(- \frac{1}{2} \operatorname{tr} X^2 \right)} \right) \\ = \lim_{m \rightarrow \infty} \log \left(\frac{\int_{\mathbb{R}^N} \Delta^4(k) \prod_{i=1}^N \exp \left(- \sum_{j=2}^{2m} \frac{z^{j/2-1}}{j} k_i^j \right) dk_i}{\int_{\mathbb{R}^N} \Delta^4(k) \prod_{i=1}^N \exp \left(- \frac{k_i^2}{2} \right) dk_i} \right),$$

where

$$\Delta(k) = \prod_{i < j} (k_i - k_j)$$

is the Vandermonde determinant. Using the asymptotic expansion technique established in [12], the Selberg integral formula and the Stirling formula an explicit asymptotic expansion, even valid for every $\alpha \in \mathbb{N}$, can be computed for the integral

$$(7.3) \quad K(z, N, \alpha) = \lim_{m \rightarrow \infty} \log \left(\frac{\int_{\mathbb{R}^N} \Delta^{2\alpha}(k) \prod_{i=1}^N \exp \left(- \sum_{j=2}^{2m} \frac{z^{j/2-1}}{j} k_i^j \right) dk_i}{\int_{\mathbb{R}^N} \Delta^{2\alpha}(k) \prod_{i=1}^N \exp \left(- \frac{k_i^2}{2} \right) dk_i} \right).$$

(In what follows $K(z, N, \alpha)$ should be regarded as the asymptotic expansion, not the underlying integral; an explicit expression is given in Appendix B.) Specializing to the $\alpha = 1$ hermitian case yields a very compact result corresponding to the original formula of Penner [14]:

$$\begin{aligned}
 (7.4) \quad K(z, N, 1) &= \sum_{\substack{g \geq 0, n > 0 \\ 2-2g-n < 0}} \frac{(2g+n-3)!(2g-1)}{(2g)!n!} b_{2g} N^n (-z)^{2g+n-2} \\
 &= \sum_{\Gamma \in \mathfrak{R}} \frac{(-1)^{e_\Gamma}}{|\text{Aut}_{\mathfrak{R}}(\Gamma)|} N^{f_\Gamma} (-z)^{e_\Gamma - v_\Gamma}.
 \end{aligned}$$

Identifying n with f_Γ and g as the genus, yields the well known generating function of the Euler characteristic $\chi(\mathfrak{M}_{g,n})$ of the moduli of complex algebraic curves of genus g and n marked points.

For the $\alpha = 2$ symplectic case a similar simplification occurs and (7.3) can be written in terms of the $\alpha = 1$ hermitian result plus additional terms corresponding to non-orientable surfaces of even genus $g = 2q$ with $m + 1 - 2q$ marked points

$$\begin{aligned}
 (7.5) \quad K(z, N, 2) &= \frac{1}{2} K(z, 2N, 1) \\
 &\quad - \frac{1}{2} \sum_{\substack{q \geq 0, n > 0 \\ 1-2q-n < 0}} \frac{(2q+n-2)!(2^{2q-1}-1)}{(2q)!n!} b_{2q} (2N)^n (-z)^{2q+n-1}.
 \end{aligned}$$

Comparing (7.5) with (7.1), we obtain

$$(7.6) \quad \sum_{\Gamma: f_\Gamma=n, g(S_\Gamma)=2q} \frac{(-1)^{e_\Gamma}}{|\text{Aut}(\Gamma)|} = \frac{1}{2} \frac{(2q+n-2)!(2^{2q-1}-1)}{(2q)!n!} b_{2q},$$

where the summation is over all connected non-orientable Möbius graphs with $n > 0$ faces that are drawn on a non-orientable surface of genus $2q$ satisfying a hyperbolicity condition $1 - 2q - n < 0$. The formula (7.6) is in exact agreement with the formula for the orbifold Euler characteristic of the moduli space of smooth *real* algebraic curves of genus $2q$ with n marked points that can be found in [5] and [13].

To study the GOE-GSE duality for the Penner model, we need the expansion of the analog of formula (7.3) valid for the single power of the Vandermonde determinant relevant to the GOE model. Indeed an integral

formula for

(7.7)

$$J(z, N, \gamma) = \lim_{m \rightarrow \infty} \log \left(\frac{\int_{\mathbb{R}^N} |\Delta(k)|^{2/\gamma} \prod_{i=1}^N \exp \left(- \sum_{j=2}^{2m} \frac{z^{j/2-1}}{j} k_i^j \right) dk_i}{\int_{\mathbb{R}^N} |\Delta(k)|^{2/\gamma} \prod_{i=1}^N \exp \left(- \frac{k_i^2}{2} \right) dk_i} \right),$$

valid for every positive integer $\gamma \in \mathbb{N}$ (*i.e.* for all powers $2/\mathbb{N}$ of the Vandermonde) was derived in [5] in order to compute (7.6). (See Appendix B.)

The matrix integrals $K(z, N, \alpha)$ and $J(z, N, \gamma)$ are closely related: Obviously

(7.8)

$$J(z, N, 1) = K(z, N, 1).$$

The identity

(7.9)

$$\begin{aligned} J(2z, 2N, 2) &= \frac{1}{2} J(z, 2N, 1) - \left(K(z, N, 2) - \frac{1}{2} K(z, 2N, 1) \right) \\ &= \frac{1}{2} J(z, 2N, 1) \\ &\quad + \frac{1}{2} \sum_{\substack{q \geq 0, n > 0 \\ 1-2q-n < 0}} \frac{(2q+n-2)!(2^{2q-1}-1)}{(2q)! n!} b_{2q} (2N)^n (-z)^{2q+n-1}, \end{aligned}$$

expresses the $\gamma = 2$ GOE case in terms of the $\gamma = 1$ oriented hermitian result and a sum over non-orientable contributions with odd Euler characteristic. Notice, as claimed above, in the graphical expansions of the orthogonal Penner model $J(2z, 2N, 2)$ and the symplectic Penner model $K(z, N, 2)$, non-orientable surfaces of odd genera do not contribute. This corresponds to the fact that the orbifold Euler characteristic of the moduli space of smooth real algebraic curves of odd genus $2q + 1$ with n marked points is 0 for any value of $q \geq 0$ and $n > 0$.

More importantly, observe that the GSE and GOE formulæ (7.5) and (7.9) almost coincide except that the GOE formula is for matrix size $2N$ and the non-orientable odd Euler characteristic terms differ by an overall sign. (The appearance of $2z$ rather than z will be cured by the appropriate normalization given below and in the master formula (5.2).) This is precisely our duality (5.3).

Finally, we show that the duality between GOE and GSE extends to arbitrary positive integers for the two types of Penner integrals introduced in this Section. Let $r \in \mathbb{N} \cup 1/\mathbb{N}$ and set

$$(7.10) \quad I(z, N, r)$$

$$= \lim_{m \rightarrow \infty} \log \left(\frac{\int_{\mathbb{R}^N} |\Delta(k)|^{2r} \prod_{i=1}^N \exp \left(- \sum_{j=2}^{2m} \frac{k_i^j}{j} \left(\frac{z}{rN} \right)^{j/2-1} \right) dk_i}{\int_{\mathbb{R}^N} |\Delta(k)|^{2r} \prod_{i=1}^N \exp \left(- \frac{k_i^2}{2} \right) dk_i} \right) \in (\mathbb{Q}[N, N^{-1}, r, r^{-1}])[[z]].$$

Then we have

$$(7.11) \quad I(z, N, r) = \begin{cases} K\left(\frac{z}{\alpha N}, N, \alpha\right) & , \quad r = \alpha \in \mathbb{N}, \\ J\left(\frac{z}{N}, N, \gamma\right) & , \quad r = \gamma^{-1} \in 1/\mathbb{N}. \end{cases}$$

From inspection of the explicit asymptotic expansion formulæ of (B.1) and (B.9) presented in Appendix B, we obtain an extended duality

$$(7.12) \quad I(z, N, r) = I(z, -rN, r^{-1})$$

for an arbitrary positive integer r . This is in agreement with our duality (5.3) for $r = 1, 2$.

8. THE CENTRAL LIMIT THEOREM

To prove a central limit theorem for large matrix size N , we need to show that the leading dependence is Gaussian in the coupling constants t_j . More precisely, define the Gaussian expectation value of $f(X)$ for GOE ($\alpha = 1/2$), GUE ($\alpha = 1$), and GSE ($\alpha = 2$) as

$$(8.1) \quad \langle f(X) \rangle_{(N, \alpha)} = \frac{\int [dX]_{(2\alpha)} \exp \left(- \frac{N\alpha}{2} \text{tr} X^2 \right) f(X)}{\int [dX]_{(2\alpha)} \exp \left(- \frac{N\alpha}{2} \text{tr} X^2 \right)},$$

and consider

$$(8.2) \quad V(t, N, \alpha) = \frac{\left\langle \exp \left(\sum_j \frac{\alpha t_j}{j} \text{tr} X^j \right) \right\rangle_{(N, \alpha)}}{\exp \left(\sum_j \frac{\alpha t_j}{j} \left\langle \text{tr} X^j \right\rangle_{(N, \alpha)} \right)}.$$

The expansion formula (5.2) shows that the contribution of a connected Möbius graph $\Gamma \in \mathfrak{G}$ to $\log \left\langle \exp \left(\sum_j \frac{\alpha t_j}{j} \text{tr} X^j \right) \right\rangle_{(N, \alpha)}$ is

$$(8.3) \quad 2\alpha^{\frac{1}{2}\chi(S_\Gamma)} N^{\chi(S_\Gamma) - v_\Gamma} \frac{(3 - \alpha^{-1} - \alpha)^{1 - \frac{1}{2}\Sigma_\Gamma - \frac{1}{2}\chi(S_\Gamma)} (\alpha^{-1/2} - \alpha^{1/2})^{\Sigma_\Gamma}}{|\text{Aut}(\Gamma)|} \prod_j t_j^{v_\Gamma^{(j)}}.$$

Since

$$\sum_j \frac{\alpha t_j}{j} \left\langle \text{tr} X^j \right\rangle_{(N, \alpha)}$$

is the sum of all contributions from 1-vertex Möbius graphs, we see that $\log V(t, N, \alpha)$ has no terms coming from 1-vertex graphs. In particular, it has no terms with a positive power of N . Indeed, the power of N in (8.3) is strictly positive only when $\chi(S_\Gamma) = 2$ and $v_\Gamma = 1$, *i.e.* Γ is an orientable planar graph with one vertex. Therefore, $\lim_{N \rightarrow \infty} \log V(t, N, \alpha)$ consists of contributions from graphs that have two or more vertices and $\chi(S_\Gamma) - v_\Gamma = 0$. But this is possible only when $\chi(S_\Gamma) = v_\Gamma = 2$. In other words, Γ is an orientable planar graph with exactly two vertices contributing (see (8.3))

$$\frac{2\alpha}{|\text{Aut}(\Gamma)|} t_{j_1} t_{j_2},$$

where j_1 and j_2 are the valences of the two vertices of Γ . Altogether, we have established the following

Theorem 8.1. *The Central Limit Theorem for GOE ($\alpha = 1/2$), GUE ($\alpha = 1$) and GSE ($\alpha = 2$) ensembles is*

$$(8.4) \quad \lim_{N \rightarrow \infty} \log \left(\frac{\left\langle \exp \left(\sum_j \frac{\alpha t_j}{j} \text{tr } X^j \right) \right\rangle_{(N, \alpha)}}{\exp \left(\sum_j \frac{\alpha t_j}{j} \left\langle \text{tr } X^j \right\rangle_{(N, \alpha)} \right)} \right) \\ = \sum_{\substack{\Gamma \text{ connected, oriented, planar} \\ \text{2-vertex ribbon graph}}} \frac{\alpha}{|\text{Aut}_{\mathfrak{R}}(\Gamma)|} t_{j_1} t_{j_2},$$

where j_1 and j_2 are the valences of the two vertices of the ribbon graph Γ .

We notice that the formula is the same for all three ensembles except for the overall factor of α . In particular, only oriented planar ribbon graphs contribute in the large N limit. This mechanism was observed long ago by 't Hooft in the hope that large N quantum chromodynamics could be solved exactly [17].

9. CONCLUSIONS

Let us tabulate the patina of results gathered here:

- The asymptotic expansion of the three Gaussian random matrix ensembles is expressed as a sum over Möbius graphs.
- These expansions are related by a duality

$$(9.1) \quad \alpha \longrightarrow \alpha^{-1} \text{ and } N \longrightarrow -\alpha N$$

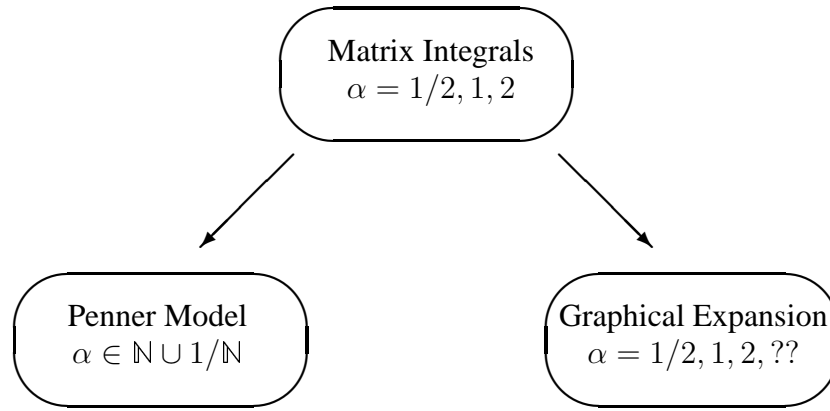
The $\alpha = 1$ GUE model is self-dual and sums over only ribbon graphs. The duality between $\alpha = 1/2$ GOE and $\alpha = 2$ GSE models amounts to an equality of graphical expansions up to a factor

$$(-1)^{\chi(S_\Gamma)}$$

for any graph Γ .

- When specialized to Penner model couplings, the Selberg integral representation yields an asymptotic expansion for all $\alpha \in \mathbb{N} \cup 1/\mathbb{N}$ and the duality (9.1) holds for this extended set of α 's.

Therefore, the first and probably most interesting question one might pose, is whether our graphical expansion formulæ can also be generalized to the extended set of $\alpha \in \mathbb{N} \cup 1/\mathbb{N}$. *I.e.*;



Let us briefly postpone a discussion of this issue while enumerating several other questions for which we have no immediate answers:

1. Do there exist matrix models where the duality holds exactly, without a factor $(-1)^{\chi(S_\Gamma)}$?
2. What is the significance of the minus sign in the transformation

$$N \rightarrow -\alpha N ?$$

Is there an interpretation where traces over $N \times N$ matrices are replaced by a supertrace and in turn bosonic matrix integrals by fermionic ones?

3. Why the factor α in the transformation

$$N \rightarrow -\alpha N ?$$

Is there a generalization of the GSE dual to the GOE at odd values of N ?

After this disquisitive interlude, we return to the postponed question. Let us examine the generality of Lemma 3.3 which claimed that a topological invariant of a punctured surface S_Γ was obtained by counting signed configurations of units $\{1, e_1, \dots, e_{2\alpha-1}\}$ on the associated graph Γ . Its

proof relied on the following: (i) The units all square to ± 1 and $\{\pm 1, \pm e_i\}$ is a group. (ii) At any vertex, their product was ± 1 and therefore real. (iii) Units whose square was (-1) were joined by Wick contractions of (anti)symmetric matrices.

Therefore generalized matrix models whose graphical expansion is completely determined via our methods can be written down based on a larger group of “imaginary” units $\{\pm 1, \pm f_a; \pm e_i : f_a^2 = 1, e_i^2 = -1\}$. Simple examples are generated by considering elements drawn from Clifford algebras. *I.e.*, the Pauli matrix representation of the quaternions can be generalized to larger sets of higher dimensional Dirac matrices. Although these Clifford type models seem not to generate theories with the new values of α exhibited in the Penner model, it would be interesting to investigate whether new matrix models of this type can indeed be constructed.

ACKNOWLEDGMENTS

The authors thank G. Kuperberg, M. Penkava, A. Schilling, A. Schwarz, A. Soshnikov, W. Thurston and J. Yu for both stimulating and useful discussions.

APPENDIX A. QUATERNIONIC FEYNMAN CALCULUS

Since the quaternions are the last real associative division algebra, it is natural to develop a manifestly quaternionic Feynman calculus. Again, let us consider GOE, GUE and GSE models all at once via the unified notation

$$(A.1) \quad X = S + \sum_{i=1}^{\beta-1} e_i A_i$$

where the $N \times N$ matrices X are real, complex or quaternionic self-adjoint

$$(A.2) \quad X^\dagger \equiv \overline{X}^\top = X, \quad \overline{e_i} \equiv -e_i,$$

depending on the value of $\beta = 1, 2$ or 4 , respectively.

To begin, we need a shift identity

$$(A.3) \quad \exp\left(\frac{1}{2} \text{tr}\left(Q^\top X + X Q^\top\right)\right) f(Q) = f(X + Q),$$

where the “quantum variable”

$$(A.4) \quad Q \equiv \widehat{S} + \sum_i e_i \widehat{A}_i = Q^\dagger$$

and the $N \times N$ matrix of derivatives ∂ is given by

$$(A.5) \quad \partial_{ab} = \begin{cases} \frac{1}{2} \left(\frac{\partial}{\partial \bar{S}^{ab}} - \sum_i e_i \frac{\partial}{\partial \bar{A}_i^{ab}} \right), & a \neq b, \\ \frac{\partial}{\partial \bar{S}^{aa}}, & a = b. \end{cases}$$

The identity (A.3) holds thanks to the commutation relations

$$(A.6) \quad \left[\frac{1}{2} \text{tr} \left(\partial^\top X + X \partial^\top \right), Q \right] = X.$$

Note also that

$$(A.7) \quad \left[\partial, \frac{1}{2} \text{tr} \left(Q^\top X + X Q^\top \right) \right] = Q,$$

although $[\partial, Q] = I$ only for the real and complex cases $\beta = 1, 2$.

We may now rewrite matrix integration as differentiation⁵

$$(A.8) \quad \begin{aligned} & \int [dX]_{(4)} \exp \left(-\frac{1}{2} \text{tr} X^2 + \sum_{j=1}^{\infty} \frac{t_j}{j} \text{tr} X^j \right) \\ &= \int [dX]_{(4)} \exp \left(-\frac{1}{2} \text{tr} X^2 + \sum_{j=1}^{\infty} \frac{t_j}{j} \text{tr} (X + Q)^j \right) \Big|_{Q=0} \\ &= \int [dX]_{(4)} \exp \left(-\frac{1}{2} \text{tr} \left(X - \partial^\top \right)^2 + \frac{1}{2} \text{tr} \partial^{\top 2} \right) \exp \left(\sum_{j=1}^{\infty} \frac{t_j}{j} \text{tr} Q^j \right) \Big|_{Q=0} \\ &= \left(\int [dX]_{(4)} \exp \left(-\frac{1}{2} \text{tr} X^2 \right) \right) \exp \left(\frac{1}{2} \text{tr} \partial^2 \right) \exp \left(\sum_{j=1}^{\infty} \frac{t_j}{j} \text{tr} Q^j \right) \Big|_{Q=0}. \end{aligned}$$

The first factor on the last line is just an overall normalization while the two exponentials can be expanded in terms of Feynman diagrams: the n -th order term in the expansion of each exponential is interpreted as either n edges or n vertices, respectively.

Let us give some details: The operator $\frac{1}{2} \text{tr} \partial^2$ acting on a quantum variable, yields

$$(A.9) \quad \left[\frac{1}{2} \text{tr} \partial^2, Q \right] = \partial^\top,$$

which is represented graphically as attaching a ribbon edge to a vertex since the operator $\frac{1}{2} \text{tr} \partial^2$ is to be viewed as an edge. Note that by this rule, a

⁵The result is equivalent to the one obtained using a Schwinger source term. The reformulation presented here is often called the background field formalism, a simple account may be found in the on-line textbook [15].

vertex emitting a Q_{ab} is replaced with one emitting ∂_{ba} which amounts to a twist. Attaching the other end to an adjacent vertex yields

$$(A.10) \quad \left(\partial_{ab} Q_{cd} \right) = \frac{1}{2} \beta \delta_{ac} \delta_{bd} + \frac{1}{2} (2 - \beta) \delta_{ad} \delta_{bc}.$$

Note that the brackets on the left hand sides above indicate that we are computing the derivative rather allowing it to continue acting to the right as an operator. In particular, observe that for the GUE case, $\beta = 2$ so no twisted ribbon graphs can appear.

For the GOE and GUE models we are done, one simply attaches all possible edges to vertices using the above rules and finds the usual known results. The symplectic case is more subtle however, thanks to the quaternionic non-commutativity of ∂ and Q . In particular

$$(A.11) \quad \left(\partial_{ab} f(Q) Q_{cd} \right) \neq \left(\partial_{ab} f(Q) \right) Q_{cd} + f(Q) \left(\partial_{ab} Q_{cd} \right).$$

for some function f of the quaternionic matrix Q . *I.e.*, the quaternion valued operator ∂ does not satisfy the Leibniz rule. However, a generalized Leibniz rule does apply: First note that for any

$$(A.12) \quad Q = \mathcal{S} + \sum_{\alpha} e_{\alpha} \mathcal{A}_{\alpha}$$

where the real matrices \mathcal{S} and \mathcal{A}_{α} need not have any definite symmetry properties (so that Q is not necessarily self adjoint) we have⁶

$$(A.13) \quad \sum_{\alpha} e_{\alpha} Q e_{\alpha} = -Q + (2 - \beta) \overline{Q}.$$

Therefore we have the generalized Leibniz rule

$$(A.14) \quad \partial_{ab} \left(Q Q_{cd} \right) - \left(\partial_{ab} Q \right) Q_{cd} = \delta_{ac} \delta_{bd} Q - \frac{1}{2} (2 - \beta) (\delta_{ac} \delta_{bd} - \delta_{ad} \delta_{bc}) \overline{Q}.$$

Note that for $\beta = 1, 2$ the right hand side is equal to $Q \left(\partial_{ab} Q_{cd} \right)$, expressing the commutativity of real and complex numbers. This relation is the central graphical rule for our quaternionic Feynman calculus and is depicted in Figure A.1. Note that it reverts to the rule (A.10) when $Q = 1$.

It is now possible to compute any term in the expansion of (A.8) in terms of graphs. However, for quaternionic matrices, when connecting vertices with ribbon edges, intermediate vertices and unconnected edges may be twisted and/or flipped according to (A.1). It is easy, but tedious to verify that the results for simple graphs coincide with our general formula (5.2).

⁶When $\beta = 1$, the sum on the left hand side is empty and equal to zero, while the right hand side vanishes for real Q .

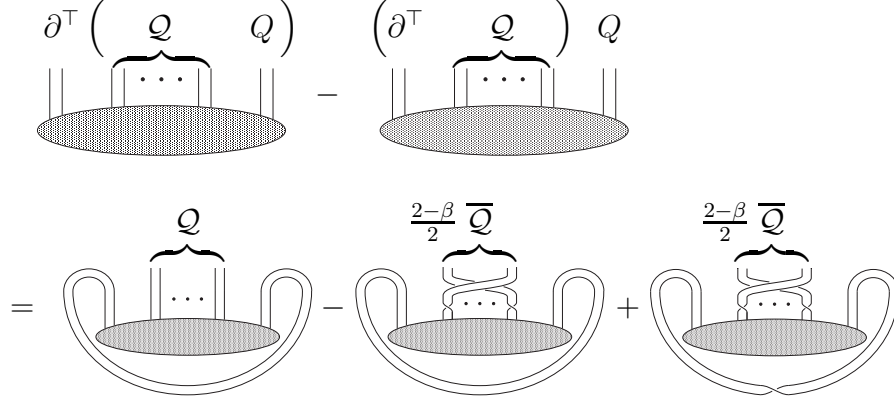


FIGURE A.1. Quaternionic Feynman rule. Observe how connecting vertices with edges changes vertices yet to be connected.

APPENDIX B. GENERALIZED PENNER MODEL

In this Appendix, we derive the asymptotic expansion formula

(B.1)

$$\begin{aligned}
 K(z, N, \alpha) &= \lim_{m \rightarrow \infty} \log \left(\frac{\int_{\mathbb{R}^N} \Delta^{2\alpha}(k) \prod_{i=1}^N \exp \left(- \sum_{j=2}^{2m} \frac{z^{j/2-1}}{j} k_i^j \right) dk_i}{\int_{\mathbb{R}^N} \Delta^{2\alpha}(k) \prod_{i=1}^N \exp \left(- \frac{k_i^2}{2} \right) dk_i} \right) \\
 &= \sum_{m=1}^{\infty} \frac{b_{2m}}{2m(2m-1)} N z^{2m-1} + \sum_{m=1}^{\infty} \frac{1}{4m} (-1)^m \alpha^m N^m z^m \\
 &+ \frac{1}{2} \sum_{m=1}^{\infty} \sum_{q=0}^{\lfloor \frac{m}{2} \rfloor} \frac{(-1)^m (m-1)! b_{2q}}{(2q)!(m+1-2q)!} \alpha^m (\alpha^{1-2q} - 1) N^{m+1-2q} z^m \\
 &- \sum_{m=1}^{\infty} \sum_{q=0}^{\lfloor \frac{m}{2} \rfloor} \sum_{s=0}^{\lfloor \frac{m+1}{2} \rfloor - q} \frac{(-1)^m (m-1)! b_{2q} b_{2s}}{(2q)!(2s)!(m+2-2q-2s)!} \alpha^{m+1-2q} N^{m+2-2q-2s} z^m,
 \end{aligned}$$

which is valid for every positive integer α . Here the b_n 's are the Bernoulli numbers defined by

$$\sum_{n=0}^{\infty} b_n \frac{t^n}{n!} = \frac{t}{e^t - 1}.$$

The key techniques are the Selberg integration formula, Stirling's formula for $\Gamma(1/z)$ and the asymptotic analysis of [12]. First we note that as an asymptotic series in z when $z \rightarrow 0$ while keeping $z > 0$, we have

$$(B.2) \quad \begin{aligned} & \lim_{m \rightarrow \infty} \log \left(\int_{\mathbb{R}^N} \Delta^{2\alpha}(k) \prod_{i=1}^N \exp \left(- \sum_{j=2}^{2m} \frac{z^{j/2-1}}{j} k_i^j \right) dk_i \right) \\ &= \log \left(\left(z^{\frac{1}{2}} e^{\frac{1}{z}} z^{\frac{1}{z}} \right)^n z^{\frac{\alpha N(N-1)}{2}} \int_{[0, \infty)^N} \Delta^{2\alpha}(k) \prod_{i=1}^N e^{k_i} k_i^{\frac{1}{z}} dk_i \right). \end{aligned}$$

(For the mechanism changing the integration from \mathbb{R}^N to $[0, \infty)^N$, we refer to [12].) This integral can be calculated by the Selberg integration formula:

$$\int_{[0, \infty)^N} \Delta^{2\alpha}(k) \prod_{i=1}^N e^{k_i} k_i^{\frac{1}{z}} dk_i = \prod_{j=0}^{N-1} \frac{\Gamma(1 + \alpha + j\alpha) \Gamma(1 + \frac{1}{z} + j\alpha)}{\Gamma(1 + \alpha)}.$$

Therefore, we have

$$(B.3) \quad \begin{aligned} & \lim_{m \rightarrow \infty} \log \left(\int_{\mathbb{R}^N} \Delta^{2\alpha}(k) \prod_{i=1}^N \exp \left(- \sum_{j=2}^{2m} \frac{z^{j/2-1}}{j} k_i^j \right) dk_i \right) \\ &= c + \frac{N}{2} \log z + \frac{N}{z} + \frac{N}{z} \log z + \frac{\alpha N(N-1)}{2} \log z \\ & \quad + \log \prod_{j=0}^{N-1} \Gamma \left(1 + \frac{1}{z} + j\alpha \right), \end{aligned}$$

where c is the constant term independent of z . Since (B.1) does not have any constant term relative to z , here and below we ignore all constant terms independent of z (but possibly N dependent). The product of Γ -functions can be calculated by the recursion formula, noticing that α is an integer:

$$(B.4) \quad \begin{aligned} & \prod_{j=0}^{N-1} \Gamma \left(1 + \frac{1}{z} + j\alpha \right) \\ &= \Gamma(1/z)^N \prod_{i=0}^{N-1} \prod_{j=0}^{i\alpha} \left(\frac{1}{z} + i\alpha - j \right) \\ &= \Gamma(1/z)^N \left(\frac{1}{z} \right)^N \prod_{i=0}^{N-1} \prod_{j=1}^{i\alpha} \left(\frac{1}{z} + i\alpha + j \right)^{N-i-1} \\ &= \Gamma(1/z)^N \left(\frac{1}{z} \right)^N \prod_{i=1}^{N-1} \prod_{j=0}^{i\alpha-1} \left(\frac{1 + z(1 + (i-1)\alpha + j)}{z} \right)^{N-i}. \end{aligned}$$

We now apply Stirling's formula for $\log \Gamma(1/z)$ to obtain, up to a constant term:

$$\begin{aligned}
 & \log \prod_{j=0}^{N-1} \Gamma \left(1 + \frac{1}{z} + j\alpha \right) \\
 &= -\frac{N}{z} \log z - \frac{N}{z} + \frac{N}{2} \log z + \sum_{m=1}^{\infty} \frac{b_{2m}}{2m(2m-1)} N z^{2m-1} \\
 & - N \log z - \frac{\alpha N(N-1)}{2} \log z \\
 & + \sum_{m=1}^{\infty} \sum_{i=1}^{N-1} \sum_{j=0}^{\alpha-1} \frac{1}{m} (-1)^{m-1} (N-i)(1+(i-1)\alpha+j)^m z^m.
 \end{aligned}
 \tag{B.5}$$

We note that all negative powers of z and $\log z$ related terms in (B.3) cancel out using (B.5). Finally, we obtain

$$\begin{aligned}
 (B.6) \quad K(z, N, \alpha) &= \sum_{m=1}^{\infty} \frac{b_{2m}}{2m(2m-1)} N z^{2m-1} \\
 &+ \sum_{m=1}^{\infty} \sum_{i=0}^{N-1} \sum_{j=1}^{\alpha} \frac{1}{m} (-1)^{m-1} (N-1-i)(i\alpha+j)^m z^m.
 \end{aligned}$$

This last sum of powers can be calculated using Bernoulli polynomials, from which (B.1) follows.

Using a formula for Bernoulli numbers

$$(1-2n)b_{2n} = \sum_{q=0}^n \binom{2n}{2q} b_{2q} b_{2n-2q} = \sum_{q=0}^n \binom{2n}{2q} b_{2q} b_{2n-2q} 2^{2q}, \quad n \neq 1,$$

and noting that $b_2 = 1/6$, we recover the original formula of Penner for $\alpha = 1$ [14]:

$$\begin{aligned}
 (B.7) \quad K(z, N, 1) &= - \sum_{m=1}^{\infty} \frac{b_{2m}}{2m} N z^{2m-1} \\
 &+ \sum_{m=1}^{\infty} \sum_{q=0}^{\lfloor \frac{m}{2} \rfloor} \frac{(m-1)!(2q-1)}{(2q)!(m+2-2q)!} b_{2q} N^{m+2-2q} (-z)^m \\
 &= \sum_{\substack{g \geq 0, n > 0 \\ 2-2g-n < 0}} \frac{(2g+n-3)!(2g-1)}{(2g)!n!} b_{2g} N^n (-z)^{2g+n-2} \\
 &= \sum_{\Gamma \in \mathfrak{R}} \frac{(-1)^{e_{\Gamma}}}{|\text{Aut}_{\mathfrak{R}}(\Gamma)|} N^{f_{\Gamma}} (-z)^{e_{\Gamma}-v_{\Gamma}}.
 \end{aligned}$$

For $\alpha = 2$, (B.1) simplifies again:

(B.8)

$$\begin{aligned} K(z, N, 2) &= - \sum_{m=1}^{\infty} \frac{b_{2m}}{2m} N z^{2m-1} \\ &\quad + \frac{1}{2} \sum_{m=1}^{\infty} \sum_{q=0}^{\lfloor \frac{m}{2} \rfloor} \frac{(m-1)!(2q-1)}{(2q)!(m+2-2q)!} b_{2q} 2^{m+2-2q} N^{m+2-2q} (-z)^m \\ &\quad - \frac{1}{2} \sum_{m=1}^{\infty} \sum_{q=0}^{\lfloor \frac{m}{2} \rfloor} \frac{(m-1)!(2^{2q-1}-1)}{(2q)!(m+1-2q)!} b_{2q} 2^{m+1-2q} N^{m+1-2q} (-z)^m. \end{aligned}$$

Note that the first two lines of (B.8) are identical to the Penner model $\frac{1}{2}K(z, 2N, 1)$.

The following integral formula, again valid for every positive integer $\gamma \in \mathbb{N}$, has been established in [5]:

(B.9)

$$\begin{aligned} J(z, N, \gamma) &= \lim_{m \rightarrow \infty} \log \left(\frac{\int_{\mathbb{R}^N} |\Delta(k)|^{2/\gamma} \prod_{i=1}^N \exp \left(- \sum_{j=2}^{2m} \frac{z^{j/2-1}}{j} k_i^j \right) dk_i}{\int_{\mathbb{R}^N} |\Delta(k)|^{2/\gamma} \prod_{i=1}^N \exp \left(- \frac{k_i^2}{2} \right) dk_i} \right) \\ &= \sum_{m=1}^{\infty} \frac{b_{2m}}{2m(2m-1)} \frac{N}{\gamma} \left(\frac{z}{\gamma} \right)^{2m-1} + \sum_{m=1}^{\infty} \frac{1}{4m} (-1)^m N^m \left(\frac{z}{\gamma} \right)^m \\ &\quad - \frac{1}{2} \sum_{m=1}^{\infty} \sum_{q=0}^{\lfloor \frac{m}{2} \rfloor} \frac{(-1)^m (m-1)! b_{2q}}{(2q)!(m+1-2q)!} \left(1 - \frac{1}{\gamma^{1-2q}} \right) N^{m+1-2q} \left(\frac{z}{\gamma} \right)^m \\ &\quad - \sum_{m=1}^{\infty} \sum_{q=0}^{\lfloor \frac{m}{2} \rfloor} \sum_{s=0}^{\lfloor \frac{m+1}{2} \rfloor - q} \frac{(-1)^m (m-1)! b_{2q} b_{2s}}{(2q)!(2s)!(m+2-2q-2s)!} \cdot \frac{1}{\gamma^{1-2s}} N^{m+2-2q-2s} \left(\frac{z}{\gamma} \right)^m. \end{aligned}$$

Our duality (7.12) for the generalized Penner model follows from comparing (B.1) with (B.9).

REFERENCES

1. J. Baik, P. Deift, and K. Johansson, *On the distribution of the length of the longest increasing subsequence of random permutations*, J. Amer. Math. Soc. **12** (1999), no. 4, 1119–1178.
2. D. Bessis, C. Itzykson, and J.B. Zuber, *Quantum field theory techniques in graphical enumeration*, Advances in Applied Mathematics **1** (1980), 109–157.
3. E. Brézin and S. Hikami, *Characteristic polynomials of random matrices*, Comm. Math. Phys. **214** (2000), no. 1, 111–135.
4. ———, *Characteristic polynomials of real symmetric random matrices*, Comm. Math. Phys. **223** (2001), no. 2, 363–382.

5. I.P. Goulden, J.L. Harer, and D.M. Jackson, *A geometric parametrization for the virtual Euler characteristics of the moduli spaces of real and complex algebraic curves*, Trans. Amer. Math. Soc. **353** (2001), no. 11, 4405–4427 (electronic). MR 1 851 176
6. J. L. Harer and D. Zagier, *The Euler characteristic of the moduli space of curves*, Inventiones Mathematicae **85** (1986), 457–485.
7. P. Hatcher, *On triangulations of surfaces*, Topology and its Applications **40** (1991), 189–194.
8. C. Itoi and Y. Sakamoto, *Diagrammatic method for wide correlators in gaussian orthogonal and symplectic random matrix ensembles*, cond-mat/9702156.
9. R. A. Janik, M. A. Nowak, G. Papp, and Z. Ismail, *Green's functions in non-hermitian random matrix models*, cond-mat/9909085.
10. N.M. Katz and P. Sarnak, *Zeroes of zeta functions and symmetry*, Bull. Amer. Math. Soc. **36** (1999), 1–26.
11. M. Kontsevich, *Intersection theory on the moduli space of curves and the matrix Airy function*, Comm. Math. Phys. **147** (1992), no. 1, 1–23.
12. M. Mulase, *Asymptotic analysis of a hermitian matrix integral*, International Journal of Mathematics **6** (1995), 881–892.
13. H. Ooguri and C. Vafa, *Worldsheet derivation of a large n duality*, (2002).
14. R. C. Penner, *Perturbation series and the moduli space of Riemann surfaces*, Journal of Differential Geometry **27** (1988), 35–53.
15. W. Siegel, *Fields*, hep-th/9912205.
16. P.G. Silvestrov, *Summing graphs for random band matrices*, Phys. Rev. **E55** (1997), 6419.
17. G. 't Hooft, *A planar diagram theory for strong interactions*, Nucl. Phys. **B72** (1974), 461.
18. C.A. Tracy and H. Widom, *Level-spacing distributions and the Airy kernel*, Comm. Math. Phys. **159** (1994), no. 1, 151–174.
19. J. J. M. Verbaarschot, H. A. Weidenmuller, and M. R. Zirnbauer, *Grassmann integration in stochastic quantum physics: The case of compound nucleus scattering*, Phys. Rept. **129** (1985), 367–438.
20. E. Witten, *Two-dimensional gravity and intersection theory on moduli space*, Surveys Diff. Geom. **1** (1991), 243–310.

DEPARTMENT OF MATHEMATICS, ONE SHIELDS AVENUE, UNIVERSITY OF CALIFORNIA, DAVIS, CA 95616–8633

E-mail address: mulase@math.ucdavis.edu

DEPARTMENT OF MATHEMATICS, ONE SHIELDS AVENUE, UNIVERSITY OF CALIFORNIA, DAVIS, CA 95616–8633

E-mail address: wally@math.ucdavis.edu