

CERN-TH/2000-179
 CPT-2000/P.4077
 math-ph/0011006

NOTES ON THE QUANTUM TETRAHEDRON

R. Coquereaux*⁾

Theoretical Physics Division, CERN
 CH - 1211 Geneva 23
 and

Centre de Physique Théorique, CNRS, Luminy, Case 907
 F-13288 Marseille Cedex 9, France

ABSTRACT

This is a set of notes describing several aspects of the space of paths on ADE Dynkin diagrams, with a particular attention paid to the graph E_6 . Many results originally due to A. Ocneanu are here described in a very elementary way (manipulation of square or rectangular matrices). We define the concept of essential matrices for a graph and describe their module properties with respect to right and left actions of fusion algebras. In the case of the graph E_6 , essential matrices build up a right module with respect to its fusion algebra but a left module with respect to the fusion algebra of A_{11} . We present two original results: 1) We show how to recover the Ocneanu graph of quantum symmetries of the Dynkin diagram E_6 from the natural multiplication defined in the tensor square of its fusion algebra (the tensor product should be taken over a particular subalgebra); this is the Cayley graph for the two generators of the twelve dimensional algebra $E_6 \otimes_{A_3} E_6$ (here A_3 and E_6 refer to the commutative fusion algebras of the corresponding graphs). 2) One already knows how to associate, with every point of the graph of quantum symmetries, a particular matrix describing the “torus structure” of the chosen Dynkin diagram (Ocneanu construction). In the case of E_6 , one obtains in this way twelve such matrices of dimension 11×11 ; one of them is a modular invariant and encodes the partition function of the corresponding conformal field theory. We introduce a very simple algorithm that allows one to compute these matrices.

Keywords: ADE, conformal field theory, Platonic bodies, path algebras, subfactors, modular invariance, quantum groups, Racah-Wigner bigebra.

CERN-TH/2000-179
 June 2000

1 Introduction

The classification of conformal field theories of $SU(2)$ type was performed by A.Cappelli, C.Itzykson and B. Zuber in [3]. The correspondance between these conformal field theories and the ADE Dynkin diagrams (used in the classification of simple Lie algebras) was first established by V. Pasquier in [24]. Later, a generalization of these models to the case of $SU(n)$ was studied in [27] and a classification of conformal theories of $SU(3)$ type was obtained by P. Di Francesco and J.B. Zuber in [11] (see also [30] and reference therein) who also related this classification to new types of graphs generalizing the ADE Dynkin diagrams. Several years ago, in order to study Von Neumann algebras, a theory of “paragroups” was invented by A. Ocneanu [19]. Roughly speaking these paragroups characterize embeddings of operator algebras but we shall not need to make an explicit use of this theory in the sequel. What is actually relevant is that the combinatorial data provided by Dynkin diagrams (and corresponding affine Dynkin diagrams) provides a natural example for this theory; most details have been worked out by A. Ocneanu himself who gave several talks on the subject (for instance [20]) but this work has not been made available in written form, with the exception of a recent set of notes [21]. At a later stage, A. Ocneanu discovered how to recover the classification of modular invariant partition functions (the ADE classification previously mentionned) from his theory of “Quantum Symmetries” on graphs and, more recently [22], how to generalize his method to conformal theories of type $SU(3)$ and $SU(4)$.

One purpose of the present paper is to present a simple construction for the “Ocneanu graph” describing the quantum symmetries of the Dynkin diagram E_6 ; we also give a simple method allowing one to compute, for each point of this Ocneanu diagram, a particular “toric matrix”. One of these matrices, associated with the origin of the graph, is a modular invariant. The results themselves are not new for the experts (although the toric matrices do not seem to have been made available in printed form), but we believe that our techniques may bring some simplification to the calculations themselves, or even to the understanding of the inter-related structures appearing in this subject. We choose to follow the example of E_6 because it exhibits quite generic features. The examples provided by A_N and E_8 Dynkin diagrams are very similar to the E_6 case, but A_N is a bit too simple. The cases of E_7 and D_{odd} are special and, for other reasons, the case of D_{even} is also special; in order to study these cases, the techniques that we explain here should be slightly modified.

We do not intend here to provide a detailed introduction to the rich theory of A. Ocneanu (although this would be certainly useful!) but, rather, we want to show how one can recover several important results, bypassing many of the steps described in reference [21]. In this sense, the reading of the present paper does not require any particular knowledge of operator algebra (and does not require any particular knowledge of conformal field theory either). The mathematical background needed here (forgetting the appendices or the side remarks) usually does not involve more than multiplication of rectangular matrices.

The structure of the paper is the following: In the first part we show how

to construct a particular finite dimensionnal commutative algebra (technically an hypergroup) from the combinatorial data provided by the graph E_6 ; this algebra can be realized in terms of a 6×6 commuting matrices that will be called “fusion matrices” (we shall recover, in the corresponding subsection, several results that are more or less well known, since they can be found in the book [9]). These matrices can be used to study paths on the E_6 graph. In the second part we use the concept of essential paths (due to Ocneanu) to define what we call “essential matrices” (E_i): These are rectangular 11×6 matrices that generate a bimodule with respect to the fusion algebra of the E_6 graph (from one side) and with respect to the fusion algebra of the A_{11} graph (from the other side). In the third part we build the commutative algebra $E_6 \otimes_{A_3} E_6$ where E_6 refers to the fusion algebra of the E_6 graph and A_3 refers to a particular subalgebra (isomorphic with the fusion algebra of the A_3 graph); the tensor product is taken above A_3 so that this algebra has dimension $6 \times 6/3 = 12$. Its multiplicative structure is described by a graph with 12 points describing the quantum symmetries of the E_6 graph; this graph was originally obtained by A. Ocneanu after diagonalization of the convolution product in the bigebra of endomorphisms of essential paths (a kind of generalized finite dimensional Racah-Wigner bigebra of dimension 2512). Our approach based on the study of the finite dimensional commutative algebra $E_6 \otimes_{A_3} E_6$ allows one to obtain directly the Ocneanu graph, therefore bypassing the rather complicated study of the Racah-Wigner bigebra (one of the multiplications of the later involves generalized $6j$ symbols containing 24-th roots of unity). We also comment about the interpretation of the square matrices (respectively of size $(11, 11)$ or $(6, 6)$) that one obtains by calculating products $E_i \cdot \tilde{E}_j$ and $\tilde{E}_i \cdot E_j$. In the fourth part we define “reduced essential matrices” by removing from the essential matrices of E_6 the columns associated to the supplement of its A_3 subalgebra and use them to construct twelve “toric matrices” 11×11 (one for each point of the Ocneanu graph). One of these matrices is a modular invariant, in the sense that it commutes with the generators S and T of $PSL(2, \mathbb{Z})$, in the 11-dimensional representation of Hurwitz-Verlinde. This particular matrix is associated with the unit of the $E_6 \otimes_{A_3} E_6$ algebra and defines a modular invariant sesquilinear form which is nothing else than the partition function of Cappelli, Itzykson, Zuber. The other toric matrices (associated to the other points of the Ocneanu graph) are also very interesting, but are not invariant under $SL(2, \mathbb{Z})$. In the last section (Comments), we gather miscellaneous comments about the relation between our approach and the one based on the study of the generalized Racah-Wigner bigebra (one should probably call “Ocneanu bigebra” this generalization) and we conclude with several open questions concerning an interpretation in terms of non semi-simple (but finite dimensionnal) quantum groups: such an interpretation is ready for the case of fusion graphs associated to the A_n Dynkin diagrams (and the D_n , to some extent) but some work remains to be done for the exceptionnal cases.

The reader should be aware of the fact that the seven points of the affine graph $E_6^{(1)}$ are in one to one correspondance (McKay correspondance [17]) with

the irreducible representations of the binary tetrahedral group (the two-fold covering of the tetrahedral group), and that the corresponding fusion algebra specified by this affine Dynkin diagram encodes the structure of the Grothendieck ring of representations of this finite group (of order 24). All the constructions mentioned previously can be interpreted in terms of conventional finite group theory when the graph E_6 is replaced by the graph $E_6^{(1)}$. The binary tetrahedral group is a rather classical (well-known) object, even if its treatment based on the structure of the affine $E_6^{(1)}$ graph is not so well known; the interested reader can refer to [6] for a “non standard” discussion of the properties of this finite group, along these lines. Removing one node from this affine graph (hence getting E_6 itself) leads to entirely new results and to what constitutes the subject of the present article. It would be certainly useful to carry out the analysis in parallel, for both affine and non affine Dynkin diagrams but this would dangerously increase the size of this paper . . . We shall nevertheless make several remarks about the group case situation, all along the text, that should help the reader to perform fruitful analogies and develop some intuition. The above remark partly justifies our title for the present paper.

Actually, an Ocneanu graph encoding quantum symmetries usually involves “connections” between a pair of diagrams (for instance, in the case $E_6 \otimes_{A_3} E_6$, it involves twice the graph E_6 itself). These two graphs should have same Coxeter number: for instance we have separated theories for the pairs $A_{11} - A_{11}$, $A_{11} - E_6$, $D_5 - D_5$, $A_{11} - D_5$, $D_5 - E_6$ and $E_6 - E_6$. Here we only describe part of the results relative to the $A_{11} - A_{11}$, $A_{11} - E_6$ and $E_6 - E_6$ situations (and especially the last one). The reader probably wants to know why we restrict our study to these cases and do not present a full description of the situation in all *ADE* cases. One reason is somehow pedagogical: we believe that it is useful to grasp the main ideas by studying a particular case that exhibits generic features. Another reason is size: corresponding calculations, or even presentation of results, can be rather long. A last reason is anteriority: it is almost certain that all the results concerning the *ADE* (or affine *ADE*), have been fully worked out by A. Ocneanu himself (certainly using other techniques) and will probably appear some day. Our modest contribution should allow the dedicated reader to recover many results in a simple way. The study of the E_8 case is very similar to the E_6 case: for E_8 , the Ocneanu graph possesses $32 = 8 \times 8/2$ points, one for each generator of $E_8 \otimes_{A_2} E_8$. The cases of E_7 and D_{odd} are special since their fusion algebra is not an hypergroup (this was first noticed long ago, using another terminology by [24]) but only a module over an hypergroup. Details about such other $SU(2)$ -type cases or their $SU(n)$ generalizations, following the methods explained in the present paper, should appear in [29].

One interesting direction of research is to generalize the simple algorithms developed here to recover and generalize the results relative to conformal field theories with chiral algebra $SU(3)$, $SU(4)$, . . . (see [11], [22]) and to relate this to CFT in presence of a boundary (see lectures of J.B. Zuber at Bariloche [30] and references therein, [31]).

2 The graph E_6 and its fusion algebra

2.1 The graph

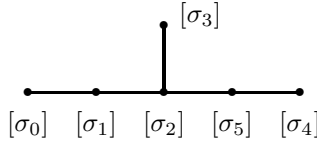


Figure 1: The graph of E_6

The labelling of the vertices σ_i of the graph (Fig. 1): follows the convention $(0, 1, 2, 5, 4; 3)$. The reader should distinguish this labelling from the order itself that we have chosen to enumerate the vertices (i.e., , for instance, the fourth vertex in the list is called σ_5). To each vertex σ_i we associate a basis (column) vector V_i in a six dimensional vector space; for instance $V_0 = \text{transpose}(1, 0, 0, 0, 0, 0)$, \dots , $V_5 = \text{transpose}(0, 0, 0, 1, 0, 0)$, \dots

The adjacency matrix of this graph (we use the above order for labelling the vertices) is:

$$G = \begin{pmatrix} 0 & 1 & 0 & 0 & 0 & 0 \\ 1 & 0 & 1 & 0 & 0 & 0 \\ 0 & 1 & 0 & 1 & 0 & 1 \\ 0 & 0 & 1 & 0 & 1 & 0 \\ 0 & 0 & 0 & 1 & 0 & 0 \\ 0 & 0 & 1 & 0 & 0 & 0 \end{pmatrix}$$

2.2 Norm of the graph and Perron Frobenius eigenvector

The norm of this graph is, by definition, the largest eigenvalue of its adjacency matrix. It is

$$\beta = \frac{\sqrt{3} + 1}{\sqrt{2}}$$

For a given Dynkin diagram, it is convenient to set $\beta = \check{q} + 1/\check{q}$, with $\check{q} = e^{\check{h}}$ and $\check{h} = i\pi/N$. Then $\beta = 2 \cos(\pi/N)$ and \check{q} is a root of unity. In the present case (graph E_6), $N = 12$, indeed

$$2 \cos(\pi/12) = \frac{\sqrt{3} + 1}{\sqrt{2}}$$

Notice that $N = 12$ is the dual Coxeter number of E_6 (notice that we do not need to use any knowledge coming from the theory of Lie algebras). In all cases (other Dynkin diagrams), β is equal to the “ q ” number $[2]_{\check{q}}$ (where $[n]_{\check{q}} \doteq \frac{\check{q}^n - \check{q}^{-n}}{\check{q} - \check{q}^{-1}}$).

Warning: we set $h = 2\check{h}$ and $q = \check{q}^2$, so that $q = e^{2i\pi/N}$ whereas $\check{q} = e^{i\pi/N}$. In the case of affine Dynkin diagrams (for instance $E_6^{(1)}$), β is always equal to 2.

The Perron Frobenius eigenvector D is, by definition the corresponding normalized eigenvector (the normalization consists in setting $D_0 = 1$). One finds

$$D = \{1, \frac{\sqrt{3}+1}{\sqrt{2}}, 1+\sqrt{3}, \frac{\sqrt{3}+1}{\sqrt{2}}, 1, \sqrt{2}\}$$

It is nice to write it in terms of q -numbers (with $N = 12$), one finds¹

$$D = \{[1], [2], [3], [2], [1], [3]/[2]\}$$

The component of D associated with the origin σ_0 of the graph is minimal.

In the case of $E_6^{(1)}$, the seven entries of D are the (usual) integers 1, 2, 3, 2, 1, 2, 1; these numbers coincide with the dimensions of the seven irreducible representations (“irreps”) of the binary tetrahedral group. For this reason, the six entries of D , in the E_6 case, should be thought of as quantum dimensions for the irreps of a quantum analogue of this finite group.

Returning to the E_6 case, we notice that the eigenvalues of the adjacency matrix G read $2\cos\pi\frac{m}{N}$, with $N = 12$ and $m = 1, 4, 5, 7, 8, 11$. The value obtained with $m = 1$ gives the norm of the graph. These integers are also the Coxeter exponents of the Lie group E_6 .

2.3 Hypergroup structure

In the classical case (i.e., the group case), irreducible representations can be tensorially multiplied and decomposed into sum of irreps; by considering sums and difference, they actually generate a commutative ring (or a commutative algebra): the Grothendieck ring of virtual characters. By analogy, we build a finite dimensional associative and commutative algebra with the above combinatorial data. This was first done, to our knowledge, by V. Pasquier ([24]) who also noticed that this construction is not always possible: it works for all affine Dynkin diagrams (in which case one recovers the multiplication of characters of the binary groups of Platonic bodies) and for Dynkin diagrams of type A_n , D_{2n} , E_6 and E_8 ; it does not work for E_7 and D_{odd} . We restrict ourselves to the E_6 case and build this algebra as follows (we shall call it the fusion algebra associated with the graph E_6):

- The algebra is linearly generated by the six elements $\sigma_0, \dots, \sigma_5$.
- σ_0 is the unit.
- σ_1 is the algebraic generator: multiplication by σ_1 is given by the adjacency matrix (this is nothing else than the eigenvalue equation for G).
More precisely: $\sigma_1\sigma_0 = \sigma_1$, $\sigma_1\sigma_1 = \sigma_0 + \sigma_2$, $\sigma_1\sigma_2 = \sigma_1 + \sigma_3 + \sigma_5$, $\sigma_1\sigma_5 =$

¹We have suppressed the sub-index \check{q} from the brackets

$\sigma_2 + \sigma_4$, $\sigma_1\sigma_4 = \sigma_5$, $\sigma_1\sigma_3 = \sigma_2$. The reader will notice that this is nothing else than a quantum analogue of multiplication of spins (in the case of $SU(2)$, the corresponding graph is the infinite graph $A_\infty = \tau_0, \tau_1, \dots$ where the point τ_{2j} refers to the irrep of spin j (of dimension $2j+1$), and where $\tau_1\tau_q = \tau_{q-1} + \tau_{q+1}$ (composition of an arbitrary spin with a spin $1/2$).

- Once multiplication by the generator σ_1 is known, one may multiply arbitrary σ_p 's by imposing associativity and commutativity of the algebra. For instance:

$$\begin{aligned}\sigma_2\sigma_2 &= (\sigma_1\sigma_1 - \sigma_0)\sigma_2 = \sigma_1\sigma_1\sigma_2 - \sigma_2 = \sigma_1(\sigma_1 + \sigma_3 + \sigma_5) - \sigma_2 \\ &= \sigma_0 + \sigma_2 + \sigma_2 + \sigma_2 + \sigma_4 - \sigma_2 = \sigma_0 + 2\sigma_2 + \sigma_4\end{aligned}$$

The fusion algebra is a particular example of what is called a commutative integral hypergroup (see general definitions in the collection of papers [13]); prototype of commutative hypergroups are the class hypergroup and the representation hypergroup of a group (which is also the Grothendieck ring of its virtual characters).

2.4 The $E_6 \times E_6 \mapsto E_6$ multiplication table

In this way, one can construct the following multiplication table (we write i rather than σ_i), that we call the fusion table for E_6 :

E_6	0	3	4	1	2	5
0	0	3	4	1	2	5
3	3	04	3	2	15	2
4	4	3	0	5	2	1
1	1	2	5	02	135	24
2	2	15	2	135	0224	135
5	5	2	1	24	135	02

Notice that all entries are positive integers. This is not trivial (and fails to be true for graphs of type E_7 or D_{odd}). The structure constants of the fusion algebra are the integers C_{ijk} that appear in the previous multiplication table ($\sigma_i\sigma_j = C_{ijk}\sigma_k$); we have for instance $\sigma_2\sigma_2 = \sigma_0 + 2\sigma_2 + \sigma_4$, therefore $C_{220} = 1$, $C_{222} = 2$, $C_{224} = 1$ and the other C_{22k} are equal to zero.

Notice also that we have chosen the order $\{034125\}$ to display this multiplication table; the reason is that it shows clearly that $\{034\}$ generate a subalgebra with particular properties; we shall come back to this later.

From the above table, we can check that

$$\begin{aligned}
\sigma_0 &= 1 \\
\sigma_1 &= \sigma_1 \\
\sigma_2 &= \sigma_1 \cdot \sigma_1 - \sigma_0 \\
\sigma_4 &= \sigma_1 \cdot \sigma_1 \cdot \sigma_1 \cdot \sigma_1 - 4\sigma_1 \cdot \sigma_1 + 2\sigma_0 \\
\sigma_5 &= \sigma_1 \cdot \sigma_4 \\
\sigma_3 &= -\sigma_1 \cdot (\sigma_4 - \sigma_1 \cdot \sigma_1 + 2\sigma_0)
\end{aligned}$$

2.5 Fusion matrices and paths on the graph E_6

What actually turn out to be useful are the (non necessarily symmetric) integral matrices N_k ,

$$(N_i)_{jk} = C_{ijk}$$

Because of the algebraic relations satisfied by the generators σ_i , the simplest way to obtain the six 6×6 matrices N_i is to set:

$$\begin{aligned}
N_0 &= Id_6(\text{the identity matrix}) \\
N_1 &= G \\
N_2 &= G \cdot G - N_0 \\
N_4 &= G \cdot G \cdot G \cdot G - 4G \cdot G + 2N_0 \\
N_5 &= G \cdot N_4 \\
N_3 &= -G \cdot (N_4 - G \cdot G + 2N_0)
\end{aligned}$$

Again one should notice that N_0, N_3 and N_4 form a subalgebra (graph A_3):

$$\begin{aligned}
N_3 \cdot N_3 &= N_0 + N_4 \\
N_4 \cdot N_3 &= N_3 \\
N_4 \cdot N_4 &= N_0
\end{aligned}$$

Using the ordered basis (012543), we have

$$\begin{aligned}
N_0 &= \begin{pmatrix} 1 & 0 & 0 & 0 & 0 & 0 \\ 0 & 1 & 0 & 0 & 0 & 0 \\ 0 & 0 & 1 & 0 & 0 & 0 \\ 0 & 0 & 0 & 1 & 0 & 0 \\ 0 & 0 & 0 & 0 & 1 & 0 \\ 0 & 0 & 0 & 0 & 0 & 1 \end{pmatrix} & N_1 &= \begin{pmatrix} 0 & 1 & 0 & 0 & 0 & 0 \\ 1 & 0 & 1 & 0 & 0 & 0 \\ 0 & 1 & 0 & 1 & 0 & 1 \\ 0 & 0 & 1 & 0 & 1 & 0 \\ 0 & 0 & 0 & 1 & 0 & 0 \\ 0 & 0 & 1 & 0 & 0 & 0 \end{pmatrix} & N_2 &= \begin{pmatrix} 0 & 0 & 1 & 0 & 0 & 0 \\ 0 & 1 & 0 & 1 & 0 & 1 \\ 1 & 0 & 2 & 0 & 1 & 0 \\ 0 & 1 & 0 & 1 & 0 & 1 \\ 0 & 0 & 1 & 0 & 0 & 0 \\ 0 & 1 & 0 & 1 & 0 & 0 \end{pmatrix} \\
N_5 &= \begin{pmatrix} 0 & 0 & 0 & 1 & 0 & 0 \\ 0 & 0 & 1 & 0 & 1 & 0 \\ 0 & 1 & 0 & 1 & 0 & 1 \\ 1 & 0 & 1 & 0 & 0 & 0 \\ 0 & 1 & 0 & 0 & 0 & 0 \\ 0 & 0 & 1 & 0 & 0 & 0 \end{pmatrix} & N_4 &= \begin{pmatrix} 0 & 0 & 0 & 0 & 1 & 0 \\ 0 & 0 & 0 & 1 & 0 & 0 \\ 0 & 0 & 1 & 0 & 0 & 0 \\ 0 & 1 & 0 & 0 & 0 & 0 \\ 1 & 0 & 0 & 0 & 0 & 0 \\ 0 & 0 & 0 & 0 & 0 & 1 \end{pmatrix} & N_3 &= \begin{pmatrix} 0 & 0 & 0 & 0 & 0 & 1 \\ 0 & 0 & 1 & 0 & 0 & 0 \\ 0 & 1 & 0 & 1 & 0 & 0 \\ 0 & 0 & 1 & 0 & 0 & 0 \\ 0 & 0 & 0 & 0 & 0 & 1 \\ 1 & 0 & 0 & 0 & 1 & 0 \end{pmatrix}
\end{aligned}$$

The ring generated by matrices N_i provides a faithful matrix realization of the fusion algebra. In particular, the Dynkin diagram of E_6 , considered as the graph of multiplication by σ_1 is also the graph of multiplication by the matrix N_1 (indeed, $N_1.N_1 = N_0 + N_2$, etc).

Warning: In this paper, the notation E_6 will denote the Dynkin diagram E_6 , its fusion algebra (the commutative algebra generated by the σ_i) or even the matrix algebra generated by the N_i matrices. The context should be clear enough to avoid ambiguities.

Since all these N_i matrices commute with one another, they can be simultaneously diagonalized. If we were working with the graph $E_6^{(1)}$ rather than with E_6 , i.e., in the finite group case (the binary tetrahedral group), the simultaneous diagonalization $S^{-1}.N_i.S$ of the N_i matrices would be done thanks to a matrix S , which is nothing else than the character table (this is precisely the method used to recover a character table from the structure constants of the Grothendieck ring when the multiplication of the group itself is not known). In the present case (graph of E_6), the 6×6 matrix S is a kind of “non commutative” character table (or Fourier transform); this matrix is clearly an interesting object but we shall not make an explicit use of it in the sequel. The matrix S associated with the graph A_{11} will appear in section 3.3.4 and play an important role later on (Verlinde representation of the modular group).

A last comment about the fusion algebra of the graph E_6 : it is isomorphic with the algebra $\mathbb{C}[X]/P[X]$ of complex polynomials modulo $P[X]$ where $P[X] = (X^2 - 1)(X^4 - 4X^2 + 1)$ is the characteristic polynomial of the matrix G ; this property (already mentionned in [9]) is a direct consequence of the Cayley Hamilton theorem.

2.6 The A_3 subalgebra

We already noticed that the algebra generated by the vertices σ_0, σ_3 and σ_4 is a subalgebra of the fusion algebra of the E_6 graph. This algebra is actually isomorphic to the fusion algebra of the Dynkin graph A_3 . This is almost obvious: let us consider the picture (Fig. 2):

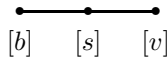


Figure 2: The graph of A_3

The corresponding fusion algebra is therefore defined by the relations $bs = s$, $s^2 = b + v$, $sv = s$. This implies $vv = (ss - b)v = ss - v = b$. The corresponding

multiplication table is the same as the one obtained by restriction of the E_6 table to the vertices 0, 3, 4, under the identification $b \rightarrow \sigma_0$, $s \rightarrow \sigma_3$, $v \rightarrow \sigma_4$.

The fusion subalgebra A_3 of the fusion algebra of the graph E_6 has also the following remarkable property: call \mathcal{P} the vector space linearly generated by $\{\sigma_1, \sigma_2, \sigma_5\}$. From the table of multiplication, we see that

$$\begin{aligned} E_6 &= A_3 \oplus \mathcal{P} \\ A_3 \cdot A_3 &= A_3 \\ A_3 \cdot \mathcal{P} &= \mathcal{P} \cdot A_3 = \mathcal{P} \end{aligned}$$

Such properties have been already described in various places (see [1] or [10]). The situation is similar to what happens for homogeneous spaces and reductive pairs of Lie algebras, but in the present case we are in an associative (and commutative) algebra. A better analogy comes immediately to mind when we compare the representations of $SO(3)$ and of $SU(2)$: All representations of the former are representations of the later, the set of irreps of $SO(3)$ is closed under tensor products, and the coupling of an integer spin with a half (odd)-integer spin can be decomposed on half-integer spins. In the same way that $SO(3) = SU(2)/\mathbb{Z}_2$, we could say that the ‘quantum space’ dual to the fusion algebra of the graph A_3 is a quotient of the ‘quantum space’ dual to the fusion algebra of the graph E_6 .

2.7 Paths on the E_6 graph

An elementary path on a graph is a path, in the usual sense, starting at some vertex and ending at some other (or at the same) vertex. Its length is counted by the number of edges entering in the definition of the path. Of course, paths can backtrack. A (general) path is, by definition, a linear combination of elementary paths. The vector space of paths of length n originating from σ_i , ending on σ_j will be called $Path_{ij}^n$.

The fusion graph of the group $SU(2)$ is an infinite half line A_∞ , with vertices labelled by representations $\sigma_0 = [1], \sigma_1 = [2], \dots, \sigma_{2s} = [2s+1], \dots$, where the integers $1, 2, 3, \dots, d_s = 2s+1$ are the dimensions of the irreducible representations of spin s . Tensor multiplication by the (two dimensional) fundamental representation is indeed such that $[d_s] \otimes [2] = [d_s - 1] \oplus [d_s + 1]$. An elementary path of length n starting at the origin (the trivial representation) and ending on some d_s can be put in one-to-one correspondance with a projector that projects the representation $[2]^n$ on the irreducible representation $[d_s]$. The same comment can be made for discrete subgroups of $SU(2)$, for instance any binary polyhedral group, in which case the graph of fusion is given by the affine Dynkin diagrams $E_6^{(1)}, E_7^{(1)}, E_8^{(1)}$. In the case of ‘genuine’ Dynkin diagrams (not affine), we do not have a group theoretical interpretation but the situation is similar.

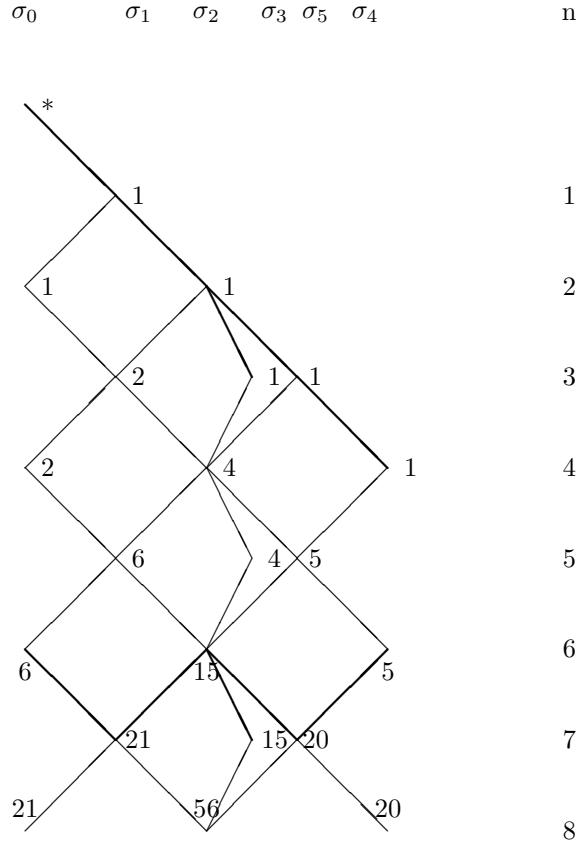
Call $P_n = G \cdot P_{n-1}$, where $G = N_1$ is, as usual, the adjacency matrix of the graph, and where $P_0 = Transpose(1, 0, 0, 0, 0, 0)$ (in the case of E_6). Clearly, the various components of the vector P_n give the number of paths of length n ,

starting at the origin (σ_0) and ending on the vertex corresponding to the chosen component.

The following picture, a kind of truncated Pascal triangle, can therefore be generated very simply by considering successive powers of the matrix N_1 acting on the (transpose) of the vector $(1, 0, 0, 0, 0, 0)$.

Warning: in this picture, we have chosen the vertex order 012354 rather than 012543 for aesthetical reasons; for instance, one finds $P_7 = (0, 21, 0, 20, 0; 15)$ but it is displayed as $(0, 21, 0, 15, 20, 0)$. We have therefore $21 + 15 + 20 = 56$ paths of length 7 starting at the leftmost vertex on the graph E_6 , 21 of them end on the vertex σ_1 , 15 end on σ_3 and 20 end on σ_5 .

Notice that the picture stabilizes after a few steps: the whole tower of algebras appearing below can be graphically generated from the folded E_6 graph appearing at steps $n = 4$ and 5 (the Bratteli diagram) by reflection and repetition down to infinity.



The tower construction for the E_6 graph

In the group case $SU(2)$ for example, the vector P_n has infinitely many components (almost all are zero) and the value of the component $P_n(d_s)$ gives the multiplicity of the representation $[d_s]$ in the n -th tensor power of the fundamental. In that case, the semi-simple matrix algebra $TL(n)$ defined as a sum of simple blocks of dimensions $P_n(d_s)$ is nothing else than the centralizer algebra for the group $SU(2)$, often called “Schur algebra” or “Temperley-Lieb-Jones algebra” (for the index $1/4$), and is a well known quotient of the group algebra of the permutation group S_n ; the dimension of $TL(n)$, in that case, is given by the Catalan numbers $1, 2, 5, 14, \dots$. When the graph is E_6 , rather than A_∞ , there is no group theoretical interpretation but the construction of the commutant is the same (it is a particular case of the Jones tower construction) and what we are describing here is the path model for (the analogue) of a centralizer algebra. Still in the case of the graph E_6 , we see on the previous picture that, for example, the algebra $TL(7)$ is isomorphic with $M(21, \mathbb{C}) \oplus M(15, \mathbb{C}) \oplus M(20, \mathbb{C})$ and is of dimension $21^2 + 15^2 + 20^2$.

3 Essential paths and essential matrices

3.1 Essential paths

Let us start with the case of $SU(2)$. The consecutive n -th tensor powers of the fundamental representation $[2]$ can be decomposed into irreducible representations ($[2]^2 = [1] + [3]$, $[2]^3 = 2[2] + [4]$, $[2]^4 = 2[1] + 3[3] + [5]$, \dots). A given irreducible representation of dimension d appears for the first time in the decomposition of $[2]^{d-1}$ and corresponds to a particular projector in the vector space $(\mathbb{C}^2)^{\otimes d-1}$ which is totally symmetric and therefore projects on the space of symmetric tensors. These symmetric tensors provide a basis of this particular representation space and are, of course, in one to one correspondance with symmetric polynomials in two complex variables u, v (representations of given degree). From the point of view of paths, these representations (projectors) correspond to non-backtracking paths of length $d-1$ starting at the origin (walking to the right on the graph A_∞). However, irreducible representations of dimension d appear not only in the reduction of $[2]^{d-1}$ but also in the reduction of $[2]^f$, when $f = d+1, d+3, \dots$. These representations are equivalent with the symmetric representations already described but they are nevertheless distinct, as explicit given representations; the associated projectors are not symmetric and correspond to paths on A_∞ that can backtrack. The notion of “essential path”, due to A. Ocneanu formalizes and generalizes the above remarks. In the case of $SU(2)$, essential paths are just non-backtracking-right-moving paths starting from the origin ($\tau_0 = [1]$) of A_∞ . There is a one-to-one correspondance between such paths and irreducible symmetric representations. Clearly, “essentiality” is a meaningful property for a path, a projector or an *explicit* representation, but a given irreducible and essential representation may very well be equivalent to another representation which is still irreducible (of course, by definition of equivalence), but which is not associated with an essential path. For instance

the representation [3] that appears in the reduction of $[2]^2$ corresponds to an essential path, but the three equivalent representations [3] that appear in the reduction of $[2]^4$ do not correspond to essential paths.

When we move from the case of $SU(2)$ to the case of finite subgroups of $SU(2)$, in particular the binary polyhedral groups whose representation theory is described by the affine Dynkin diagrams $E_6^{(1)}$, $E_7^{(1)}$ and $E_8^{(1)}$, the notion of essential paths can be obtained very simply by declaring that a path on the corresponding diagram is essential if it describes an irreducible representation that appears in the branching of an essential representation of $SU(2)$ with respect to the chosen finite subgroup. A novel feature of these essential paths is that they can backtrack (in general, such paths will be a linear combination of elementary paths). Essential paths for the finite subgroups of $SU(2)$ can be of arbitrary length since symmetric representations of $SU(2)$ can be of arbitrary degree (horizontal Young diagrams with an arbitrary number of boxes).

When we move from the case of graphs associated with groups to more general situations (like *ADE* cases, and in particular the E_6 case which is the example that we are following in this paper), we need a more general definition that encompasses all the previous cases and provides a meaningful generalization. This definition was given by A. Ocneanu (several seminars in 1995) and published in [21].

Take a graph Γ described by an adjacency matrix G . In this paper, edges of the graph are not oriented (as for the *ADE*); we may replace every unoriented edge by a pair of edges with the same endpoints but carrying to opposite orientations. The notion of essential paths makes sense for more general graphs – for example those encoding the fusion by the two inequivalent fundamental representations of $SU(3)$ and its subgroups – but we shall not be concerned with them in the present paper.

Call β the norm of Γ (the biggest eigenvalue of G) and D_i the components of the Perron Frobenius eigenvector (normalized). Call v_i the vertices and, if j is a neighbour of i , call ξ_{ij} the oriented vertex from i to j .

The creation operator C_i^\dagger acting on paths of length 0, i.e., on vertices, is defined by

$$C_i^\dagger(v_i) = \sum_{d(i,j)=1} \sqrt{\frac{D_j}{D_i}} \xi_{ij} \xi_{ji}$$

whereas $C_i^\dagger(v_k) = 0$ if $i \neq k$. Intuitively, C^\dagger adds one (or several) round trip(s) of length one to a given vertex.

The annihilation operator C_i is defined on paths of length two is defined by $C_i(\xi_{ij} \xi_{jk}) = 0$ if $i \neq k$ and

$$C_i(\xi_{ij} \xi_{ji}) = \sqrt{\frac{D_j}{D_i}} v_i$$

Intuitively, C chops the round trips emanating from a given vertex.

The definition of C_i^\dagger and C_i are then extended to the whole vector space of paths (notice that it is a kind of Fock space) *Path* in a natural way. For

instance,

$$C_k(\xi(1)\xi(2)\dots\xi(k)\xi(k+1)\dots) = \sqrt{\frac{D_{r(\xi(k))}}{D_{s(\xi(k))}}} \delta_{\xi(k), \xi(k+1)^{-1}}(\xi(1)\xi(2)\dots\hat{\xi}(k)\hat{\xi}(k+1)\dots)$$

Here, the $\xi(k)$ are edges ξ_{ij} . The notation $r(\xi(k))$ denotes the range of $\xi(k)$, i.e., $r(\xi_{ij}) = v_j$ and $s(\xi(k))$ denotes the source of $\xi(k)$, i.e., $s(\xi_{ij}) = v_i$. Moreover “hat” ($\hat{\xi}$) denotes omission. Intuitively, this operator chops the appendage going back and forth at position k if such an appendage exists.

We already mentioned the fact that the Temperley-Lieb-Jones algebra $TL(n)$ could be constructed as endomorphism algebra of the vector space of paths of length n (path model). The Jones’ projectors e_k are defined (as endomorphisms of $Path^n$) by

$$e_k \doteq \frac{1}{\beta} C_k^\dagger C_k$$

The reader can indeed check that all Jones-Temperley-Lieb relations between the e_i are verified. We remind the reader that $TL(n)$ is usually defined as the C^* algebra generated by $\{1, e_1, e_2, \dots, e_{n-1}\}$ with relations

$$\begin{aligned} e_i e_{i\pm 1} e_i &= \tau e_i \\ e_i e_j &= e_j e_i \text{ whenever } |i - j| \geq 2 \\ e_i^2 &= e_i \end{aligned}$$

with

$$\tau \doteq 1/\beta^2$$

We can now define what are “essential paths” for a general graph: A path is called essential if it belongs to the intersection of the kernels of all the Jones projectors e_i ’s. Equivalent definition: A path is called essential if it belongs to the intersection of the kernels of all the annihilators C_i ’s. The dedicated reader will show that this definition indeed generalizes the naive definition given previously in the case of graphs associated with $SU(2)$ and its subgroups.

The Wenzl projector p_n is, by definition, the projector that take arbitrary paths of length n and project them on the vector subspace of essential paths (call $EssPath^n$ this vector subspace). The original definition of these projectors did not use the path model, but this equivalent definition will be enough for our purpose. In the case of $SU(2)$, Wenzl projectors are elements of the Jones’ algebra corresponding to projectors on the symmetric representations, and each Wenzl projector is associated with an essential path (and conversely). In that case, there is only one symmetric representation in any dimension : the space of essential paths of length n starting at the origin of the graph (identity representation) is one-dimensional and the map projecting the whole space of paths $Path^n$ on this one-dimensional space is the Wenzl projector p_n . It is of rank one. In the case of finite subgroups of $SU(2)$ or in the “quantum” cases corresponding to graphs ADE , this is not so : the space $EssPath^n$ is generally not of dimension 1; for instance the 4-dimensional irreducible representation of

$SU(2)$ (it appears for the first time in $[2]^3$, so it is associated with a single essential path of length 3 starting at the identity representation) decomposes into two irreps $[2'] + [2'']$ of the binary tetrahedral subgroup; the Wenzl projector is of dimension 2.

3.2 Dimension of $EssPath$. Essential matrices

The only motivation for the previous discussion was to put what follows in its proper context. Indeed, we shall not need, in this paper, to manipulate explicitly essential paths themselves (the interested reader can do it, by using the previous general definitions). What we want to do here is only to give a simple method to count them; the method will be explicitly illustrated for the E_6 graph.

The main observation is that the dimension of the space of essential paths of length $n + 1$ starting at i and ending at j is given by

$$\dim EssPath_{i,j}^{(n+1)} = \dim(H_{n+1}) - \dim EssPath_{i,j}^{(n-1)}$$

where H_{n+1} is the space of linear combinations of paths of length $n + 1$ which are essential on their first n segments. This result was obtained by A. Ocneanu (see also the lectures by J.B. Zuber [30]). The novel feature that we describe in the present section is the encoding of this result by a set of rectangular matrices; this is a trivial but nevertheless useful improvement.

Once an (arbitrary) ordering of the vertices of the graph has been chosen – so that we know how to associate a positive integer (say i) to any chosen vertex (say σ_k) – it is easy to show that the number of essential paths of length n starting at some vertex i and ending on the vertex j is given by j -th component of the line vector $E_n(i)$ defined as follows:

- $E_i(0)$ is the (line) vector characterizing the chosen initial vertex,
- $E_i(1) = E_i(0).G$
- $E_i(n) = E_i(n-1).G - E_i(n-2)$

This is a kind of moderated Pascal rule: the number of essential paths (with fixed origin) of length n reaching a particular vertex is obtained from the sum of number the paths of length $n - 1$ reaching the neighbouring points (as in Pascal rule) by substratcting the number of paths of length $n - 2$ reaching the chosen vertex.

In the case of E_6 , we order the six vertices $\sigma_0, \sigma_1, \sigma_2, \sigma_5, \sigma_4, \sigma_3$ as before, so that $E_0(0) = (1, 0, 0, 0, 0, 0)$, $E_1(0) = (0, 1, 0, 0, 0, 0)$, $E_2(0) = (0, 0, 1, 0, 0, 0)$, $E_5(0) = (0, 0, 0, 1, 0, 0)$, $E_4(0) = (0, 0, 0, 0, 1, 0)$, $E_3(0) = (0, 0, 0, 0, 0, 1)$.

Starting from $E_i(0)$, one obtains in this way six rectangular matrices E_i with infinitely many rows (labelled by n) and six columns (labelled by j). The reader can check that all $E_i(n)$ are positive integers *provided* $0 \leq n \leq 10$, but this ceases to be true, as soon as $n > 10$: $E_0(11) = (0, 0, 0, 0, 0, 0)$, $E_0(12) = (0, 0, 0, 0, -1, 0) \dots$

We shall call “essential matrices” the six rectangular 11×6 matrices obtained by keeping only the first 11 lines of the $E_i(\cdot)$'s. These finite dimensional rectangular matrices will still be denoted by E_i . For all ADE graphs, the number of lines is always given by the (dual) Coxeter number of the graph minus one. In the case of E_6 this number is indeed $12 - 1 = 11$. The components of the rectangular matrix E_i are denoted by $E_i[n, j]$.

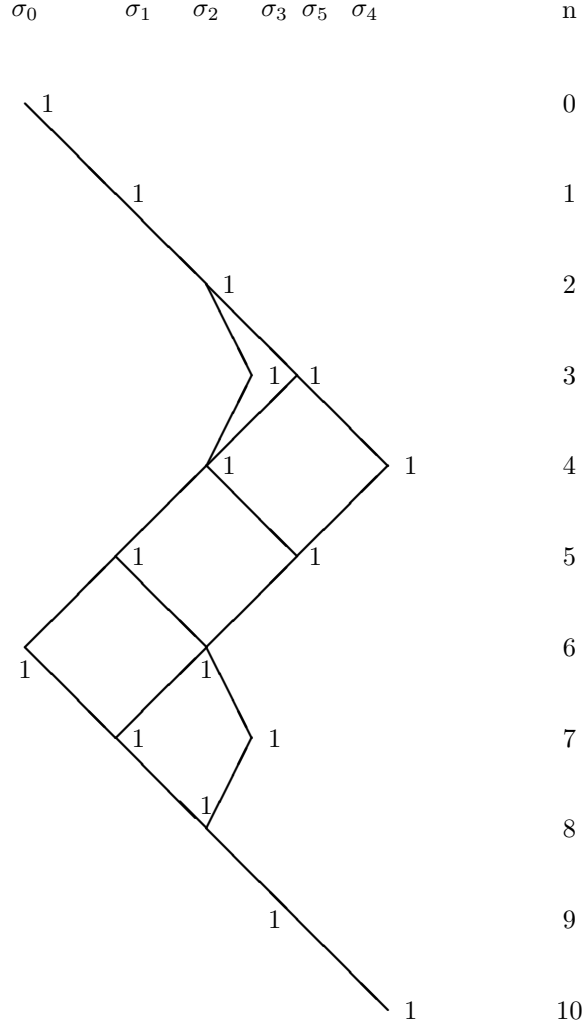
The calculations are straightforward. Here are the results.

3.2.1 Essential matrices for E_6

$$\begin{aligned}
E_0 &= \begin{pmatrix} 1 & . & . & . & . & . \\ . & 1 & . & . & . & . \\ . & . & 1 & . & . & . \\ . & . & . & 1 & . & 1 \\ . & . & 1 & . & 1 & . \\ . & 1 & . & 1 & . & . \\ 1 & . & 1 & . & . & . \\ . & 1 & . & . & . & 1 \\ . & . & 1 & . & . & . \\ . & . & . & 1 & . & . \\ . & . & . & . & 1 & . \end{pmatrix} & E_1 &= \begin{pmatrix} . & 1 & . & . & . & . \\ 1 & . & 1 & . & . & . \\ . & 1 & . & 1 & . & 1 \\ . & . & 2 & . & 1 & . \\ . & 1 & . & 2 & . & 1 \\ 1 & . & 2 & . & 1 & . \\ . & 2 & . & 1 & . & 1 \\ 1 & . & 2 & . & . & . \\ . & 1 & . & 1 & . & 1 \\ . & . & 1 & . & 1 & . \\ . & . & . & 1 & . & . \end{pmatrix} & E_2 &= \begin{pmatrix} . & . & 1 & . & . & . \\ . & 1 & . & 1 & . & 1 \\ 1 & . & 2 & . & 1 & . \\ . & 2 & . & 2 & . & 1 \\ 1 & . & 3 & . & 1 & . \\ . & 2 & . & 2 & . & 2 \\ 1 & . & 3 & . & 1 & . \\ . & 2 & . & 2 & . & 1 \\ 1 & . & 2 & . & 1 & . \\ . & 1 & . & 1 & . & 1 \\ . & . & 1 & . & . & . \end{pmatrix} \\
E_5 &= \begin{pmatrix} . & . & . & 1 & . & . \\ . & . & 1 & . & 1 & . \\ . & 1 & . & 1 & . & 1 \\ 1 & . & 2 & . & . & . \\ . & 2 & . & 1 & . & 1 \\ 1 & . & 2 & . & 1 & . \\ . & 1 & . & 2 & . & 1 \\ . & . & 2 & . & 1 & . \\ . & 1 & . & 1 & . & 1 \\ 1 & . & 1 & . & . & . \\ . & 1 & . & . & . & . \end{pmatrix} & E_4 &= \begin{pmatrix} . & . & . & . & 1 & . \\ . & . & . & 1 & . & . \\ . & . & 1 & . & . & . \\ . & 1 & . & . & . & 1 \\ 1 & . & 1 & . & . & . \\ . & 1 & . & 1 & . & . \\ . & . & 1 & . & 1 & . \\ . & . & . & 1 & . & 1 \\ . & . & 1 & . & . & . \\ . & 1 & . & . & . & . \\ 1 & . & . & . & . & . \end{pmatrix} & E_3 &= \begin{pmatrix} . & . & . & . & . & 1 \\ . & . & 1 & . & . & . \\ . & 1 & . & 1 & . & . \\ 1 & . & 1 & . & 1 & . \\ . & 1 & . & 1 & . & 1 \\ . & . & 2 & . & . & . \\ . & 1 & . & 1 & . & 1 \\ 1 & . & 1 & . & 1 & . \\ . & 1 & . & 1 & . & . \\ . & . & 1 & . & . & . \\ . & . & . & . & . & 1 \end{pmatrix}
\end{aligned}$$

It is clear that non zero entries of the matrix E_i encode also *graphically* the structure of essential paths starting from i . For instance, we can “read”, from the E_0 matrix, the graph (Fig. 3.2.2) giving all the essential paths leaving σ_0 ; this particular figure appears explicitly in [21]. In this picture, for aesthetical reasons, the order of vertices was chosen as $\sigma_0, \sigma_1, \sigma_2, \sigma_3, \sigma_5, \sigma_4$, whereas the vertex order chosen for essential matrices was $\sigma_0, \sigma_1, \sigma_2, \sigma_5, \sigma_4, \sigma_3$.

3.2.2 Essential paths for E_6



Essential paths for E_6 starting from σ_0

3.2.3 Essential paths and matrices for A_{11}

The space of paths and space essential paths can be defined for arbitrary ADE Dynkin diagrams (extended or not); it is therefore natural to denote by E_i^X the essential matrices relative to the choice of the graph X . Our previous results (called E_i in the case of the graph E_6) should therefore be denoted by $E_i^{E_6}$.

We shall not only need the essential matrices for the graph E_6 but also those

for the graph A_{11} . The technique is exactly the same: first we call $\tau_0, \tau_1, \dots, \tau_{10}$, from left to right, the vertices of A_{11} and order them in a natural way; then we build the incidence matrix for A_{11} that we may call again G (but this should be understood now as $G^{A_{11}}$ since we want to refer to this particular Dynkin diagram).

We then build the associated fusion algebra and its matrix representation: we obtain in this way 11 square matrices $N_n^{A_{11}}$ of size 11×11 . $N_0^{A_{11}}$ is the unit matrix, $N_1^{A_{11}} = G^{A_{11}}$ is the generator, and the other fusion matrices are determined by the graph A_{11} : for $m+1 \leq 10$, we observe that $N_{m+1}^{A_{11}} = N_m^{A_{11}} \cdot N_1^{A_{11}} - N_{m-1}^{A_{11}}$; we have also $N_9^{A_{11}} = N_1^{A_{11}} \cdot N_{10}^{A_{11}}$. The immediate consequence is that, for A_{11} , and actually for all A_N Dynkin diagrams, there will be no difference between the fusion matrices and the essential matrices, since essential matrices in general (for any ADE graph) are precisely defined by the recurrence formula that characterizes the fusion matrices of the A_n . In other words:

$$N_m^{A_{11}}[i, j] = E_m^{A_{11}}[i, j]$$

In the case of A_{11} , we obtain therefore eleven square 11×11 matrices of essential paths; this is to be contrasted with the case of E_6 where the six fusion matrices $N_i^{E_6}(j_1, j_2)$ are square (6×6) but where the six essential matrices $E_i^{E_6}(n, j)$ are rectangular (11×6).

It is easy to show that the dimension of the space of essential paths of length n , for A_N Dynkin diagrams, $n \leq 10$, is $(N-2)(n+1)$. In the case of A_{11} , this dimension d_n is

$$\begin{pmatrix} n : & 0 & 1 & 2 & 3 & 4 & 5 & 6 & 7 & 8 & 9 & 10 \\ d_n : & 11 & 20 & 27 & 32 & 35 & 36 & 35 & 32 & 27 & 20 & 11 \end{pmatrix}$$

Notice that

$$\sum_n d_n = 536 \quad \sum_n (d_n)^2 = 8294$$

From the above data, the reader may easily write down the multiplication table for its fusion algebra and the eleven square matrices (11×11) associated with A_{11} ; we shall not write them explicitly.

3.3 Relations between E_6 and A_{11}

Rather than gathering all the information concerning essential paths on the diagram E_6 into a set of six rectangular matrices 11×6 (our essential matrices $E_i^{E_6}$'s), one can also define a set of eleven *square* matrices 6×6 $F_n^{E_6}[i, j] \doteq E_i^{E_6}[n, j]$. The non trivial observation is that these last matrices build up a representation of the fusion algebra of the graph A_{11} . The following discussion could also be carried out in terms of the F_n matrices.

3.3.1 A_{11} labellings of the E_6 graph

The six essential matrices E_i , or, equivalently, the eleven matrices F_n , or the six graphs of essential paths, encode a good deal of information. Let us consider

for instance E_0 ; we see that, going from top to bottom, and following essential paths starting from σ_0 , after 0-step, we are at σ_0 , after 1 step, we reach σ_1 , after 2 steps, we reach σ_2 , after 3 steps, we reach either σ_3 or σ_5 , etc. Let us take another example, E_2 ; we see that, starting from the vertex σ_2 , and following essential paths, after 6 steps (line 7 = 6+1), we may reach the vertex σ_0 (column 1), the vertex σ_2 (column 3) or the vertex σ_4 ; notice that there are 3 different ways to reach σ_2 (three linearly independent path of this type).

All these results just restate the fact that $E_{i,j}^{(n)} \doteq E_i[n, j]$ is the number of linearly independent essential paths of length n starting from i and reaching j .

A particularly instructive way of illustrating these results is to give, for each chosen vertex chosen as initial point (marked with a star on the picture), a graph of E_6 with the length of all possible essential paths indicated under the diagram. In this way, we get immediately:

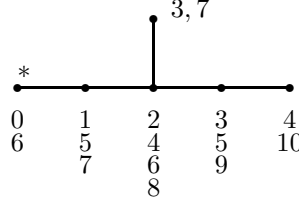


Figure 3: Essential Paths from 0

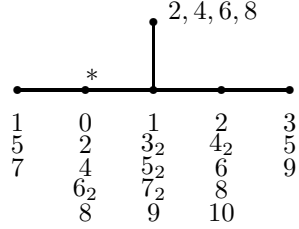


Figure 4: Essential Paths from 1

etc.

We may look differently at the above correspondance(s) established between A_{11} and E_6 by displaying the results as figure 5.

Every graph of the previous kind (choice of the origin for the space of essential paths on E_6) gives rise to a new graph, where the bottom line refers to σ_i (the points of E_6), the top line to τ_j (the points of A_{11}) and there is a connecting line between the two, whenever τ_j (actually the index j) appears below the vertex σ_i in the figure describing essential paths from a chosen vertex (figure 3, 4, ...). For instance, if we choose the origin at σ_0 (essential paths

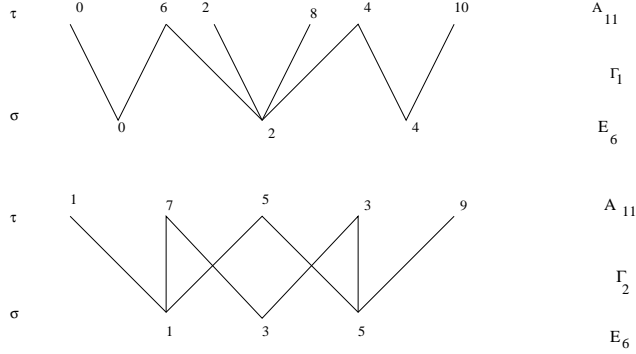


Figure 5: Graphs relating A_{11} and E_6

from 0), we see that 6 (denoting τ_6) should be linked both to σ_0 (leftmost point) and σ_2 (middle point). The graph gotten in this way may be disconnected; this is the case when we consider essential paths starting from σ_0 since we obtain a graph with two connected components Γ_1 and Γ_2 , namely figure 5.

Although we do not need this information here, it can be seen (cf. the last section) that the eleven points $0, \dots, 10$ of A_{11} correspond to representations of a finite dimensional quantum group (a quotient of $SU(2)_q$ when $q^{12} = \check{q}^{24} = 1$).

The two graphs Γ_1 and Γ_2 can also be used to describe the conformal embedding of the affine loop groups $LSU(2)_{10} \subset LSO(5)_1$, but we shall not elaborate about this ([18]). Let us mention nevertheless that the basic b , vector v and spinor s representations of $LSO(5)$ obey the (Ising) fusion rules of the graph A_3 ; we know that (b, s, v) have the same fusion rule as the A_3 fusion subalgebra of E_6 generated by $(\sigma_0, \sigma_3, \sigma_4)$. For this reason we can also write $b \simeq \sigma_0 \rightarrow \tau_0 + \tau_6$, $s \simeq \sigma_3 \rightarrow \tau_3 + \tau_7$ and $v \simeq \sigma_4 \rightarrow \tau_4 + \tau_{10}$. As it is well known, the same A_3 graph labels the three blocks of the modular invariant partition function relative to the conformal field theory (E_6 case), a result that we shall recover later when we deal with the toric matrices associated with the E_6 Dynkin diagram.

See [7] for details about the theory of induction-restriction of sectors, applied to conformal field theory.

3.3.2 The $E_6 \times E_6 \mapsto A_{11}$ table

The previous information can be also gathered in the following table which can be directly read from the essential matrices (for instance the fourth column of E_1 (referring to vertex σ_5 of the graph E_6) has entries $0, 0, 1, 0, 2, 0, 1, 0, 1, 0, 1$

referring to vertices $\tau_2, \tau_4, \tau_6, \tau_8, \tau_{10}$ of the graph A_{11} .

$E_i \times \tilde{E}_j$	0	3	4	1	2	5
0	06	37	4, 10	157	2468	359
3	37	046, 10	37	2468	1357 ₂ 9	2468
4	4, 10	37	06	359	2468	157
1	157	2468	359	0246 ₂ 8	13 ₂ 5 ₂ 7 ₂ 9	24 ₂ 68, 10
2	2468	135 ₂ 79	2468	13 ₂ 5 ₂ 7 ₂ 9	02 ₂ 4 ₃ 6 ₃ 8 ₂ , 10	13 ₂ 5 ₂ 7 ₂ 9
5	359	2468	157	24 ₂ 68, 10	13 ₂ 5 ₂ 7 ₂ 9	0246 ₂ 8

Multiplying a matrix E_i (of dimension $(11, 6)$) by the transpose of a matrix E_j (of dimension $(6, 11)$) gives a matrix $(11, 11)$ and it can be checked that the above table gives the decomposition of a product $E_i^{E_6} \cdot \tilde{E}_j^{E_6}$ in terms of the essential matrices $E_n^{A_{11}}$ of the graph A_{11} . For instance

$$E_1^{E_6} \cdot \tilde{E}_5^{E_6} = E_2^{A_{11}} + 2E_4^{A_{11}} + E_6^{A_{11}} + E_8^{A_{11}} + E_{10}^{A_{11}}$$

3.3.3 Invariants and para-invariants

Following the terminology due to A.Ocneanu, a para-invariant of degree n , relative to the vertex x , and denoted $E_{x,x}^{(n)}$, is an essential path of length n starting at x and coming back at x . When $x = 0$ we get an invariant in the usual sense. Notice that the index n can be thought of a particular kind of Young diagram made of a single horizontal line with s boxes.

$$\left(\begin{array}{c} n : \\ E_{0,0}^{(n)} : \\ E_{1,1}^{(n)} : \\ E_{2,2}^{(n)} : \\ E_{5,5}^{(n)} : \\ E_{4,4}^{(n)} : \\ E_{3,3}^{(n)} : \\ I^{(n)} : \end{array} \begin{array}{cccccccccccc} 0 & 1 & 2 & 3 & 4 & 5 & 6 & 7 & 8 & 9 & 10 \\ 1 & 0 & 0 & 0 & 0 & 0 & 1 & 0 & 0 & 0 & 0 \\ 1 & 0 & 1 & 0 & 1 & 0 & 2 & 0 & 1 & 0 & 0 \\ 1 & 0 & 2 & 0 & 3 & 0 & 3 & 0 & 2 & 0 & 1 \\ 1 & 0 & 1 & 0 & 1 & 0 & 2 & 0 & 1 & 0 & 0 \\ 1 & 0 & 0 & 0 & 0 & 0 & 1 & 0 & 0 & 0 & 0 \\ 1 & 0 & 0 & 0 & 1 & 0 & 1 & 0 & 0 & 0 & 1 \\ 6 & 0 & 4 & 0 & 6 & 0 & 10 & 0 & 4 & 0 & 2 \end{array} \right)$$

Here we call I_n the total number of para-invariants of degree n .

An invariant of degree n is an essential path of length n ; starting at σ_0 (origin) and coming back to σ_0 (extremity). Their number is $E_{0,0}^{(n)}$.

$$\left(\begin{array}{c} n : \\ E_{0,0}^{(n)} : \end{array} \begin{array}{cccccccccccc} 0 & 1 & 2 & 3 & 4 & 5 & 6 & 7 & 8 & 9 & 10 \\ 1 & 0 & 0 & 0 & 0 & 0 & 1 & 0 & 0 & 0 & 0 \end{array} \right)$$

These invariants (in the case of E_6 we have only one, in degree 6) are quantum analogue of the famous Klein invariants for polyhedra. Let us explain this: Take

a classical polyhedron, put its vertices on the sphere, make a stereographical projection, build a polynomial that vanishes precisely at the location of the projected vertices (or center of faces, or mid-edges): you get a polynomial which, by construction, is invariant under the symmetry group of the polyhedron (at least projectively) since group elements only permute the roots. This is the historical method – see in particular the famous little book [15]. In the case of the tetrahedron, for instance, you get the three polynomials (in homogeneous coordinates): $V = u^4 + 2i\sqrt{3}u^2v^2 + v^4$, $E = uv(u^4 - v^4)$ and $F = u^4 - 2i\sqrt{3}u^2v^2 + v^4$. Actually V and F are only projectively invariant, but $X = 108^{1/4}E$, $Y = -VF = -(u^8 + v^8 + 14u^4v^4)$ and $Z = V^3 - iX^2 = (u^{12} + v^{12}) - 33(u^8v^4 + u^4v^8)$ are (absolute) invariants, of degrees 6, 8, 12. Together with the relation $X^4 + Y^3 + Z^2 = 0$, they generate the whole set of invariants. Alternatively you can build the p -th power of the fundamental representation (it is 2-dimensionnal) of the symmetry group of the chosen binary polyhedral group, and choose p such that there exists one essential path of length p starting at the origin of the graph of tensorisation by the fundamental representation (therefore one of the affine ADE graphs) that returns to the origin. Therefore you get a symmetric tensor (since the path is essential), hence a homogeneous polynomial of degree p ; moreover this polynomial is invariant since the path goes back to the origin (the identity representation). By calculating explicitly the projectors corresponding to the (unique) essential path of $[2]^6$, $[2]^8$ and $[2]^{12}$ on the affine $E_6^{(1)}$ graph, one can recover the polynomials X, Y, Z . The reader may refer to the set of notes [6] where this (tedious) calculation can be found.

Returning to the quantum tetrahedron case (the E_6 Dynkin diagram), we do not have a polyhedron to start with ... Nevertheless, we still have essential paths, so the above notion of invariants (defined as essential paths starting at the origin and returning at the origin) makes sense. Notice that it would be nice to be able to exhibit a polynomial with non commuting variables u and v manifesting some invariance with respect to an appropriate quantum group action. This was not obtained, so far.

3.3.4 Diagonalisation of the fusion algebra of A_{11}

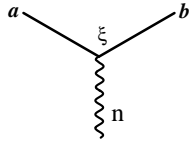
The eleven 11×11 square matrices $N_n^{A_{11}}$ that we just introduced commute with one another, therefore, they can be simultaneously diagonalized: one can find a matrix S which is such that all the $S^{-1}.N_n^{A_{11}}.S$ are diagonal. This matrix, which is itself 11×11 , can be considered as the “non commutative character table” of A_{11} (see the remark made at the end of section 2.5); it will be explicitly given in section 5.1.

3.4 The algebra \mathcal{A} of endomorphisms of essential paths

The dimension of the vector space of essential paths of length n (with arbitrary origin and extremity) is $d_n \doteq \sum_{i,j} E_{i,j}^{(n)}$: we take the sum of all matrix elements of the line $n+1$ of each matrix E_i (since length 0 corresponds to the first line of the essential matrices), and then sum over i .

$$\begin{pmatrix} n : & 0 & 1 & 2 & 3 & 4 & 5 & 6 & 7 & 8 & 9 & 10 \\ d_n : & 6 & 10 & 14 & 18 & 20 & 20 & 20 & 18 & 14 & 10 & 6 \end{pmatrix}$$

One may interpret n as a length, or as a particular vertex (τ_n) of the A_{11} graph. An essential path ξ of length n from a to b can be denoted by $\xi_{a,b}^n$ and pictured as follows:



We introduce one such vertex $\xi_{a,b}^n$ whenever n appears, in the previous $E_i \times \tilde{E}_j$ table, at the intersection of lines and columns a and b (in case of multiplicity, one has to introduce different labels $\xi_{a,b}^n, \zeta_{a,b}^n, \dots$)

Therefore, we have 6 vertices of type $\xi_{..}^0$, 10 vertices of type $\xi_{..}^1$, 14 of type $\xi_{..}^2$, etc.

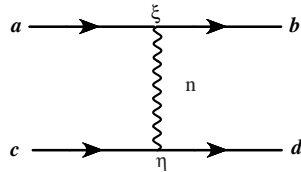
The dimension of $EssPath$ is

$$\sum_n d_{(n)} = 156$$

The vector space of essential paths is graded by the length; $EssPath = \bigoplus_n EssPath^n$. Let us consider $\mathcal{A}^n \doteq End\,EssPath^n \simeq EssPath^n \otimes EssPath^n$, the algebra of endomorphisms of this particular vector subspace. Notice that \mathcal{A}^n is isomorphic with an algebra of square matrices of dimension d_n^2 where $d_n = dim\,EssPath^n$. Let us also consider the graded algebra $\mathcal{A} \doteq \bigoplus_n End\,EssPath^n$ and call it “the algebra of endomorphisms of essential paths”. \mathcal{A} is a direct sum of matrix algebras. Its dimension is $\sum_n d_n^2$:

$$dim(\mathcal{A}) = 6^2 + 10^2 + 14^2 + 18^2 + 20^2 + 20^2 + 20^2 + 18^2 + 14^2 + 10^2 + 6^2 = 2512$$

A first basis for the subalgebra \mathcal{A}^n is given by the tensor products $\xi \otimes \eta$ where ξ and η run in a basis of $EssPath^n$. Such tensor products can be described by the following picture that looks like a diffusion graph in particle physics (dually,



this is a double triangle).

The dimension of \mathcal{A} can be recovered by a simple combinatorics exercise: the counting of all possible labelled diffusion graphs.

4 The algebra $E_6 \otimes_{A_3} E_6$

4.1 Definition

In the present section, we introduce and discuss the properties of the algebra

$$S \doteq E_6 \otimes_{A_3} E_6$$

It will be called “algebra of quantum symmetries”. Let us first explain this definition. We start from the fusion algebra of E_6 ; this is a commutative algebra, and, in particular, a vector space. We may consider its tensor square $E_6 \otimes E_6$, which is a vector space of dimension 6^2 and can be endowed with a natural multiplication : $(a_1 \otimes b_1)(a_2 \otimes b_2) \doteq (a_1 a_2 \otimes b_1 b_2)$. Here the tensor product \otimes is the usual tensor product. In order to construct the algebra S , we do not take the tensor product as above, over the complex numbers, but over the subalgebra A_3 ; this means that, given a and b in the fusion algebra E_6 , we identify $ax \otimes b \equiv a \otimes xb$ not only when x is a complex number, but also when x is an element of the subalgebra A_3 generated by $\sigma_0, \sigma_4, \sigma_3$. This tensor product will be denoted by $\dot{\otimes}$ rather than \otimes . We remember that A_3 is a very particular subalgebra of the (commutative) algebra E_6 , on which it acts non trivially by multiplication. The dimension of the algebra S , just constructed, is therefore not equal to 6^2 but to $6^2/3 = 12$.

4.2 A linear basis for S

The following elements build up a set $(L \cup R \cup A \cup C)$ of 12 linearly independent generators for S . Here and below, we write i rather than σ_i .

$$L = \{1 \dot{\otimes} 0, 2 \dot{\otimes} 0, 5 \dot{\otimes} 0\}$$

$$R = \{0 \dot{\otimes} 1, 0 \dot{\otimes} 2 = 3 \dot{\otimes} 1, 0 \dot{\otimes} 5 = 4 \dot{\otimes} 1\}$$

$$A = \{0 \dot{\otimes} 0, 3 \dot{\otimes} 0 = 0 \dot{\otimes} 3, 4 \dot{\otimes} 0 = 0 \dot{\otimes} 4\}$$

$$C = \{1 \dot{\otimes} 1, 2 \dot{\otimes} 1, 5 \dot{\otimes} 1\}$$

For reasons that will be explained later, we have split this basis, made of twelve elements, into four subsets: L, R, A, C (nicknamed “chiral Left”, “chiral Right”, “Ambichiral” and “Complement”).

Showing that these 12 elements are linearly independent is straightforward, and since S is 12-dimensionnal, we have a basis. What are not totally obvious are the above mentionned equalities; let us prove them. The calculations use (of course) the multiplication table for the fusion algebra of the E_6 graph, and the fact that 0, 3, 4 can “jump” over the tensor product sign $\dot{\otimes}$.

$$\begin{aligned}
3 \dot{\otimes} 1 &= 0 \dot{\otimes} 3.1 = 0 \dot{\otimes} 2 \\
4 \dot{\otimes} 1 &= 0 \dot{\otimes} 4.1 = 0 \dot{\otimes} 5 \\
3 \dot{\otimes} 0 &= 0 \dot{\otimes} 3.0 = 0 \dot{\otimes} 3 \\
4 \dot{\otimes} 0 &= 0 \dot{\otimes} 4.0 = 0 \dot{\otimes} 4 \\
2 \dot{\otimes} 1 &= 1.3 \dot{\otimes} 1 = 1 \dot{\otimes} 3.1 = 1 \dot{\otimes} 2 \\
5 \dot{\otimes} 1 &= 1.4 \dot{\otimes} 1 = 1 \dot{\otimes} 4.1 = 1 \dot{\otimes} 5
\end{aligned}$$

The reader can prove, in the same way, many other identities, like for instance

$$2 \dot{\otimes} 2 = 5.3 \dot{\otimes} 2 = 5 \dot{\otimes} 3.2 = 5 \dot{\otimes} (1 + 5) = 5 \dot{\otimes} 1 + 5 \dot{\otimes} 5$$

or

$$5 \dot{\otimes} 5 = 1.4 \dot{\otimes} 5 = 1 \dot{\otimes} 4.5 = 1 \dot{\otimes} 1$$

etc.

4.3 Structure and multiplication table of S

Using the previous technique, one can build a multiplication table 12×12 . However, it is enough to make the following observations:

The subalgebra $E_6 \dot{\otimes} 0$ of S generated by the six elements $a \dot{\otimes} 0$ (where a runs in the set $\{0, 3, 4, 1, 2, 5\}$), i.e., by the chiral left and ambichiral elements is obviously isomorphic with the fusion algebra of the graph E_6 itself.

We have a similar remark for the subalgebra $0 \dot{\otimes} E_6$ generated by the chiral right elements.

Since 1 is the (algebraic) generator of the fusion algebra, we see that $1 \dot{\otimes} 0$ and $0 \dot{\otimes} 1$ separately generate (algebraically) the left and right subalgebras $E_6 \dot{\otimes} 0$ and $0 \dot{\otimes} E_6$.

Notice that the intersection of these two subalgebras coincides with the vector space linearly generated by the ambichiral elements (hence the name), and that its algebra structure is isomorphic with the fusion algebra generated by $0, 3, 4$, i.e., with the fusion algebra of A_3 .

A final observation is that the three basis vectors of C can be obtained by multiplying elements of L and elements of R . Indeed:

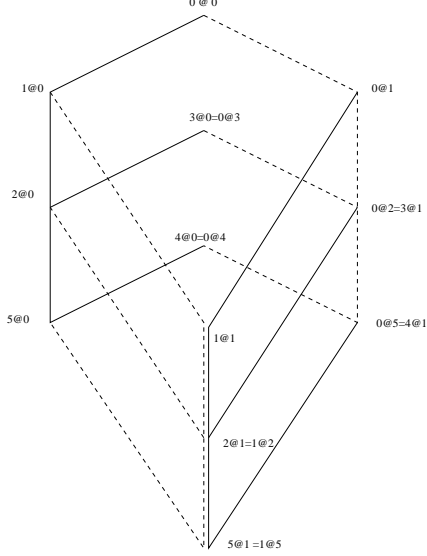
$$\begin{aligned}
1 \dot{\otimes} 1 &= (0 \dot{\otimes} 1)(1 \dot{\otimes} 0) \\
2 \dot{\otimes} 1 &= (3.1 \dot{\otimes} 1) = (3 \dot{\otimes} 1)(1 \dot{\otimes} 0) \\
5 \dot{\otimes} 1 &= (4.1 \dot{\otimes} 1) = (4 \dot{\otimes} 1)(1 \dot{\otimes} 0)
\end{aligned}$$

The conclusion is that $1 \dot{\otimes} 0$ and $0 \dot{\otimes} 1$ generate algebraically the algebra S . These two elements will be called left and right generators. It is therefore

enough to know the multiplication of arbitrary elements by these two generators to reconstruct the whole multiplication table of S .

4.4 Ocneanu graph of quantum symmetries

The multiplication of arbitrary elements by the two (left and right) generators can be best summarized by the corresponding Cayley graph.



Multiplication by $1 \otimes 0$ is given by continuous lines and multiplication by $0 \otimes 1$ is given by dotted lines. For instance, we read from this graph the equalities

$$\begin{aligned} (2 \otimes 1)(0 \otimes 1) &= 1 \otimes 1 + 2 \otimes 0 + 5 \otimes 1 \\ (5 \otimes 1)(1 \otimes 0) &= 2 \otimes 1 + 0 \otimes 5 \end{aligned}$$

Let us prove for instance the first equality. The left hand side is also equal to $(2.0 \otimes 1.1) = 2 \otimes (0 + 2) = 2 \otimes 0 + 2 \otimes 2$, but $2 \otimes 2 = 5 \otimes 1 + 1 \otimes 1$, as shown previously; hence the result.

This graph was obtained by A. Ocneanu as a graph encoding the quantum symmetries of E_6 , defined in a totally different way (we shall come back to this original definition in one of the appendices. One of the main observations of the present paper is precisely that it can also be obtained as the Cayley graph describing multiplication by the two generators of $E_6 \otimes_{A_3} E_6$.

In the case of A_N , the Ocneanu graph is obtained by setting $S = A_N \otimes_{A_N} A_N$ (there are N points). In the case of E_8 , it is obtained by setting $S = E_8 \otimes_{A_2} E_8$ (there are $8 \times 8/2 = 32$ points). The cases of E_7 and D_{odd} are special since the fusion table of those Dynkin diagram cannot be constructed (they do not define an hypergroup with *positive* structure constants); this does not mean, of course that one cannot consider their quantum symmetries, but the technique that we are explaining here should be adapted. The case of D_{even} is also special because the two vertices that constitute the “fork” of the graph behave very differently and give rise to an algebra of quantum symmetries which is not commutative,

contrarily to the examples encountered so far (the number of points of the Ocneanu graph, for D_{2n} is $(2n-2) \times (2n-2)/(n-1) + 2^2 = 4n$ (the algebra itself is isomorphic with $\mathbb{C}^{4n-4} \oplus M(2, \mathbb{C})$). The results themselves can be found in the paper [21] and details should appear in the work of A. Ocneanu, when available, or, following the techniques adapted from what is explained here, in part of the thesis of [29]

4.5 The $E_6 \times E_6 \mapsto S$ table

To each element of $S = E_6 \otimes_{A_3} E_6$ (for instance $\sigma_5 \otimes \sigma_1$), we may associate one representative in $E_6 \otimes E_6$ (for instance $\sigma_5 \otimes \sigma_1$). Then, we may apply the multiplication map $a \otimes b \rightarrow ab$ to get one element in E_6 (here it is $\sigma_5 \sigma_1 = \sigma_2 + \sigma_4$). The result is obviously independent on the choice of the representative since both $ax \otimes b$ and $a \otimes xb$, with $x \in A_3$, have the same image axb in E_6 . Now we can represent the obtained element of E_6 ($\sigma_5 \sigma_1$ in our example) by the corresponding fusion matrices (namely $N_5 N_1$ in our example). The result is a 6×6 matrix with line and columns labelled by the Dynkin diagram of E_6 . In our example, using the (ordered) basis 012543, we have the correspondance

$$\sigma_5 \otimes \sigma_1 \rightarrow S_{51} \doteq \begin{pmatrix} \cdot & \cdot & 1 & \cdot & 1 & \cdot \\ \cdot & 1 & \cdot & 2 & \cdot & 1 \\ 1 & \cdot & 3 & \cdot & 1 & \cdot \\ \cdot & 2 & \cdot & 1 & \cdot & 1 \\ 1 & \cdot & 1 & \cdot & \cdot & \cdot \\ \cdot & 1 & \cdot & 1 & \cdot & 1 \end{pmatrix}$$

By this construction we obtain twelve $(6,6)$ matrices S_{ab} , each one being associated with a particular basis element $a \otimes b$ of S .

The following table summarises the results: the element $a \otimes b$ (denoted ab in the table, to save space) appears at intersection of $\tilde{E}_i \times E_j$ (with possible multiplicity m) whenever the entry (i, j) (labelling the E_6 graph) of the matrix S_{ab} is equal to m . For instance the entry 51 appears in the table with multiplicity 3 at the intersection of line 2 and column 2 since the matrix element of S_{51} relative to the line and column indexed by (σ_2, σ_2) is equal to 3.

One may use these results to define a kind of generalized fusion law $\odot : E_6 \times E_6 \mapsto S$ (hence the name of the section). In this way, one obtains the following particularly useful equality:

$$\sigma_0 \odot \sigma_0 = 0 \otimes 0 + 1 \otimes 1$$

Here comes the table:

$\tilde{E}_i \times E_j$	0	3	4	1	2	5
0	00, 11	30, 21	40, 51	10, 01, 21	20, 11, 31, 51	50, 21, 41
3	30, 21	00, 40, 11, 51	30, 21	20, 11, 31, 51	10, 50, 01, 21 ₂ , 41	20, 11, 31, 51
4	40, 51	30, 21	00, 11	50, 21, 41	20, 11, 31, 51	10, 01, 21
1	10, 01, 21	20, 11, 31, 51	50, 21, 41	00, 20, 11 ₂ , 31, 51	10, 30, 50, 01, 21 ₃ , 41	20, 40, 11, 31, 51 ₂
2	20, 11, 31, 51	10, 50, 01, 21 ₂ , 41	20, 11, 31, 51	10, 30, 50, 01, 21 ₃ , 41	00, 20 ₂ , 40, 11 ₃ , 31 ₂ , 51 ₃	10, 30, 50, 01, 21 ₃ , 41
5	50, 21, 41	20, 11, 31, 51	10, 01, 21	20, 40, 11, 31, 51 ₂	10, 30, 50, 01, 21 ₃ , 41	00, 20, 11 ₂ , 31, 51

The entries appearing in the above table are elements of S but we wrote ab rather than $a \dot{\otimes} b$ to save space.

The reader who does not want to use the previous simple matrix manipulations to generate the whole table may proceed as follows (this is equivalent): First we remember that S is both a left and right E_6 module and that σ_0 is the unit of E_6 . Therefore we have

$$\sigma_a \odot \sigma_b = \sigma_a(\sigma_0 \odot \sigma_b) = \sigma_a(0 \dot{\otimes} 0 + 1 \dot{\otimes} 1)\sigma_b$$

Let us compute for instance $\sigma_1 \odot \sigma_2$ and write only the subscripts to save space.

$$\begin{aligned} 1 \odot 2 &= 1(0 \dot{\otimes} 0 + 1 \dot{\otimes} 1)2 = (1.0) \dot{\otimes} (0.2) + (1.1) \dot{\otimes} (1.2) \\ &= 1 \dot{\otimes} 2 + (0 + 2) \dot{\otimes} (1 + 3 + 5) \\ &= 1 \dot{\otimes} 2 + 0 \dot{\otimes} 1 + 0 \dot{\otimes} 3 + 0 \dot{\otimes} 5 + 2 \dot{\otimes} 1 + 2 \dot{\otimes} 3 + 2 \dot{\otimes} 5 \\ &= 2 \dot{\otimes} 1 + 0 \dot{\otimes} 1 + 3 \dot{\otimes} 0 + 4 \dot{\otimes} 1 + 2 \dot{\otimes} 1 + 1 \dot{\otimes} 0 + 5 \dot{\otimes} 0 + 2 \dot{\otimes} 1 \end{aligned}$$

At the last line, we used the fact that, in S , $1 \dot{\otimes} 2 = 2 \dot{\otimes} 1$, $0 \dot{\otimes} 3 = 3 \dot{\otimes} 0$, $0 \dot{\otimes} 5 = 4 \dot{\otimes} 1$, $2 \dot{\otimes} 3 = 2.3 \dot{\otimes} 0 = 1 \dot{\otimes} 0 + 5 \dot{\otimes} 0$ and that $2 \dot{\otimes} 5 = 2 \dot{\otimes} 4.1 = 2.4 \dot{\otimes} 1 = 2 \dot{\otimes} 1$.

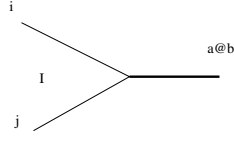
Notice that this table looks very much like the table that we have called $E_i \times \tilde{E}_j$ (or $E_6 \times E_6 \mapsto A_{11}$) in a previous section, but now, lengths of essential paths are replaced by $a \dot{\otimes} b$ labels of the algebra S . We could also encode this structure in terms of six matrices of dimension $(12, 6)$ (exactly as we encoded all data concerning essential paths in terms of six matrices of dimension $(11, 6)$); now the lines would be labelled by the twelve basis elements of S rather than by the essential paths of A_{11} .

We can also read this table in terms of essential matrices and fusion matrices: Multiplying the transpose of a matrix E_i (of dimension $(6, 11)$) by a matrix E_j (of dimension $(11, 6)$) gives a matrix $(6, 6)$ and it can indeed be checked that the above table gives the decomposition of a product $\tilde{E}_i^{E_6} \cdot E_j^{E_6}$ in terms of the fusion matrices $N_k^{E_6}$ of the graph E_6 . For instance

$$\tilde{E}_1^{E_6} E_5^{E_6} = N_2^{E_6} N_0^{E_6} + N_4^{E_6} N_0^{E_6} + N_1^{E_6} N_1^{E_6} + N_3^{E_6} N_1^{E_6} + 2N_5^{E_6} N_1^{E_6}$$

For this reason the above table $E_6 \times E_6 \mapsto S$ may also be called “the $\tilde{E}_i \times E_j$ table”.

Here again it is handy to describe the non zero entries of the table by a new kind of vertices. This should be compared with those introduced in section 3.4. The former table ($E_6 \times E_6 \mapsto A_{11}$) gives all possible vertices of the type displayed in sect. 3.4 whereas the later one ($E_6 \times E_6 \mapsto S$) gives all possible vertices of the following type:



We introduce one such vertex, called $I_{ij}^{a \otimes b}$, whenever $a \otimes b$ appears in the previous $\tilde{E}_i \times E_j$ -table, at the intersection of line i and column j . We have therefore 6 vertices of type $I_{..}^{0 \otimes 0}$, 8 vertices of type $I_{..}^{3 \otimes 0}$, etc. Calling $d_{a \otimes b}$ the number of vertices of type $I_{..}^{a \otimes b}$, we find

$$\left(\begin{array}{c|cccccccccccccc} a \otimes b & 0 \otimes 0 & 3 \otimes 0 & 4 \otimes 0 & 1 \otimes 0 & 2 \otimes 0 & 5 \otimes 0 & 0 \otimes 1 & 0 \otimes 2 & 0 \otimes 5 & 1 \otimes 1 & 2 \otimes 1 & 5 \otimes 1 \\ d_{a \otimes b} & 6 & 8 & 6 & 10 & 14 & 10 & 10 & 14 & 10 & 20 & 28 & 20 \end{array} \right)$$

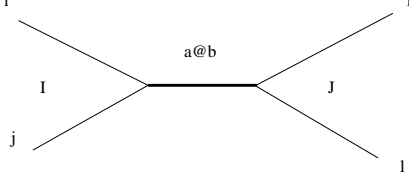
The sum of the squares of these numbers is $\sum_{a \otimes b \in S} d_{a \otimes b}^2 = 2512$.

We notice immediately that this sum is also equal to the sum $\sum_{n \in A_{11}} d_n^2 = 2512$ found previously in the section devoted to the study of essential paths.

4.6 The algebra \mathcal{A} of endomorphisms of essential paths (again)

The fact that $\sum_{a \otimes b \in S} d_{a \otimes b}^2 = \sum_{n \in A_{11}} d_n^2 (= 2512)$ suggests immediately that the algebra $\mathcal{A} = \bigoplus_n \text{EssPath}^n \otimes \text{EssPath}^n$ carries two algebra structures : For the first structure, it is a direct sum of eleven blocks (square matrices) of dimensions d_n ; for the second structure, it is a direct sum of twelve blocks (square matrices) of dimensions $d_{a \otimes b}$. In other words, rather than decomposing \mathcal{A} on the tensor products $\xi \otimes \eta$, as we did in section 3.4, we decompose it on tensor products $I_1 \otimes I_2$, where I_1 and I_2 refer to the vertices appearing in the $E_6 \times E_6 \mapsto S$ table. The two decompositions of the bigebra \mathcal{A} as two distinct sums of blocks correspond to a diagonalisation of the two algebra structures. The first algebra structure is the composition of endomorphisms of essential paths, and it is directly given by the very definition of \mathcal{A} ; its block decomposition is labelled by the points of A_{11} . The second algebra structure (call it $*$) comes from the fact that essential paths (on which the elements of \mathcal{A} act) are endowed with a partial multiplication, namely concatenation of paths, and one can use this to define, by duality, the new multiplication on \mathcal{A} . One technical difficulty is that the concatenation of two essential paths is not necessarily essential, so that one has to reproject the result of concatenation to obtain an essential path. We shall not describe explicitly this construction and refer to [21]. The block decomposition of \mathcal{A} , with respect to the second algebra structure is labelled by the basis elements $J = a \otimes b$ of S : $\mathcal{A} = \bigoplus_J \mathcal{A}_J = \bigoplus_J H_J \otimes H_J$. The index J labelling the different blocks is therefore also associated with minimal central projectors for the product $*$ (for instance, the central projector associated with the block of dimension 28^2 is a direct sum of twelve matrices, its restriction to this chosen block is the identity matrix, and all other blocks are zero). This is

(probably) how the Ocneanu graph of quantum symmetries was first defined and obtained. From a pictorial point of view, the dimension of the vector space $H_{a \otimes b}$ is $d_{a \otimes b}$ and given, as we know, by the number of all vertices of type $I_{ij}^{a \otimes b}$; The dimension of the block $\mathcal{A}_{a \otimes b} = H_{a \otimes b} \otimes H_{a \otimes b}$ is therefore given by the counting of all the possible labelled dual diffusion graphs with fixed internal line labelled $a \otimes b$. Elements of $\mathcal{A}_{a \otimes b}$ can be depicted by the following figure that looks like a *dual* diffusion graph of particle physics.



5 Modular structure of the E_6 graph

5.1 Verlinde representation

Consider the following 11×11 matrices S and T (here $N = 12$)

$$\begin{aligned} S[m, n] &= (-2I/(\sqrt{2}\sqrt{N}))\sin[\pi m n/N] \\ T[m, n] &= \exp[I\pi(m^2/(2N) + 1/4)]\delta_{m,n} \end{aligned}$$

We may check that $S^4 = 1$ and that $(ST)^3 = 1$; we have also $S^2 = -1$. The above matrices S and T are therefore representatives for the generators $\begin{pmatrix} 0 & 1 \\ -1 & 0 \end{pmatrix}$ and $\begin{pmatrix} 1 & 1 \\ 0 & 1 \end{pmatrix}$ of the modular group. This is an eleven dimensional representation of the group $PSL(2, \mathbb{Z})$.

One should notice that the above 11×11 matrix S is nothing else than the “non commutative character table” of the graph A_{11} : one may indeed check that the eleven matrices $S^{-1} \cdot N_n^{A_{11}} \cdot S$ are diagonal (like in 3.3.4, the $N_n^{A_{11}}$ denote the fusion matrices of the graph A_{11}).

One may also notice that in the above representation of the modular group, $T^{48} = 1$ (and $T^s \neq 1$ for a smaller power of T).

5.2 Reduced essential matrices

The reduced essential matrices, in the case of E_6 , are obtained (definition) from the essential matrices by removing the columns associated with vertices $\{\sigma_1, \sigma_2, \sigma_5\}$. Because of our ordering choice for basis elements, this corresponds to columns 2, 3, 4 of our essential matrices. In general the reduced essential matrices Er_a should be obtained by removing from the essential matrices E_a the columns associated with vertices relative to the complement of the subalgebra defining the ambichiral part of the Ocneanu graph (in our example, this

subalgebra is A_3 and spanned by $\sigma_0, \sigma_4, \sigma_3$). We shall see later why it is useful to introduce these objects.

$$\begin{aligned}
Er_0 &= \begin{pmatrix} 1 & . & . & . & . & . \\ . & . & . & . & . & . \\ . & . & . & . & . & . \\ . & . & . & . & 1 & . \\ . & . & . & . & 1 & . \\ 1 & . & . & . & . & . \\ . & . & . & . & . & 1 \\ . & . & . & . & . & . \\ . & . & . & . & . & . \\ . & . & . & . & 1 & . \end{pmatrix} & Er_1 &= \begin{pmatrix} . & . & . & . & . & . \\ 1 & . & . & . & . & . \\ . & . & . & . & . & 1 \\ . & . & . & . & 1 & . \\ . & . & . & . & . & 1 \\ 1 & . & . & . & 1 & . \\ . & . & . & . & . & 1 \\ 1 & . & . & . & . & . \\ . & . & . & . & . & 1 \\ . & . & . & . & 1 & . \\ . & . & . & . & . & . \end{pmatrix} & Er_2 &= \begin{pmatrix} . & . & . & . & . & . \\ . & . & . & . & . & 1 \\ 1 & . & . & . & 1 & . \\ . & . & . & . & . & 1 \\ 1 & . & . & . & 1 & . \\ . & . & . & . & . & 2 \\ 1 & . & . & . & 1 & . \\ . & . & . & . & . & 1 \\ 1 & . & . & . & 1 & . \\ . & . & . & . & . & 1 \\ . & . & . & . & . & . \end{pmatrix} \\
Er_5 &= \begin{pmatrix} . & . & . & . & . & . \\ . & . & . & . & 1 & . \\ . & . & . & . & . & 1 \\ 1 & . & . & . & . & . \\ . & . & . & . & . & 1 \\ 1 & . & . & . & 1 & . \\ . & . & . & . & . & 1 \\ . & . & . & . & 1 & . \\ . & . & . & . & . & 1 \\ 1 & . & . & . & . & . \\ . & . & . & . & . & . \end{pmatrix} & Er_4 &= \begin{pmatrix} . & . & . & . & 1 & . \\ . & . & . & . & . & . \\ . & . & . & . & . & . \\ . & . & . & . & . & 1 \\ 1 & . & . & . & . & . \\ . & . & . & . & . & . \\ . & . & . & . & 1 & . \\ . & . & . & . & . & 1 \\ . & . & . & . & . & . \\ . & . & . & . & . & . \\ 1 & . & . & . & . & . \end{pmatrix} & Er_3 &= \begin{pmatrix} . & . & . & . & . & 1 \\ . & . & . & . & . & . \\ . & . & . & . & . & . \\ 1 & . & . & . & 1 & . \\ . & . & . & . & . & 1 \\ . & . & . & . & . & 1 \\ . & . & . & . & . & 1 \\ 1 & . & . & . & 1 & . \\ . & . & . & . & . & . \\ . & . & . & . & . & . \\ . & . & . & . & . & 1 \end{pmatrix}
\end{aligned}$$

5.3 Torus structure of the E_6 graph

A set of matrices describing what is called (A.Ocneanu terminology) “the torus structure of a Dynkin diagram” was presented by their inventor several times at seminars since 1995 (for instance [20]), but — to our knowledge — has not been made available in written form. We shall therefore neither comment about the original definition of these matrices nor relate Ocneanu’s construction to ours... but we believe that the Ocneanu matrices describing the “torus structure” of the Dynkin diagrams and our “toric matrices” are the same objects. We shall introduce them directly, in terms of our essential matrices and reduced essential matrices.

To every point $a \otimes b$ of the Ocneanu graph of quantum symmetries (i.e., the twelve points corresponding to linear generators of $S = E_6 \otimes_{A_3} E_6$, in the case of the Dynkin diagram E_6), we associate a matrix 11×11 (more generally a square matrix $(N-1) \times (N-1)$ if N is the dual Coxeter number of the chosen Dynkin diagram) defined by $W_{ab} \doteq E_a \tilde{E} r_b$ ($= Er_a \tilde{E} r_b$).

5.4 The modular invariant

The matrix associated with the origin $0 \otimes 0$ of the Ocneanu graph of E_6 is

$$W_{00} = \begin{pmatrix} 1 & . & . & . & . & . & 1 & . & . & . & . \\ . & . & . & . & . & . & . & . & . & . & . \\ . & . & . & . & . & . & . & . & . & . & . \\ . & . & . & 1 & . & . & . & 1 & . & . & . \\ . & . & . & . & 1 & . & . & . & . & . & 1 \\ . & . & . & . & . & . & . & . & . & . & . \\ 1 & . & . & . & . & . & 1 & . & . & . & . \\ . & . & . & 1 & . & . & . & 1 & . & . & . \\ . & . & . & . & . & . & . & . & . & . & . \\ . & . & . & . & . & . & . & . & . & . & . \\ . & . & . & . & 1 & . & . & . & . & . & 1 \end{pmatrix}$$

It can be checked that it commutes with S and T , and therefore with the whole $SL_2(\mathbb{Z})$ group.

$$\begin{aligned} SW_{00} &= W_{00}S \\ TW_{00} &= W_{00}T \end{aligned}$$

Notice that W_{00} is normalized ($W_{00}[1, 1] = 1$) and that all the entries of this matrix are *positive* integers. The following $SL(2, \mathbb{Z})$ -invariant sesquilinear form on \mathbb{C}^{11}

$$Z = \sum_{i,j=1}^{11} W_{00}[i, j] \chi^i \bar{\chi}^j = |\chi_1 + \chi_7|^2 + |\chi_4 + \chi_8|^2 + |\chi_5 + \chi_{11}|^2$$

gives a solution of the Cappelli-Itzykson-Zuber problem and can therefore be interpreted as the modular invariant partition function of a quantum field model.

Of course, this partition function was obtained long ago. What is interesting here is to recover it as the toric matrix associated with the origin of the Ocneanu graph of E_6 .

As stated in [21], each entry of $W_{00}[i, j]$ can be considered as the dimension of a representation of the algebra of quantum symmetries (for instance, in the case of E_6 , we have twelve non-zero components and all the components are equal to 1, this reflects the fact that S is a twelve dimensional abelian algebra). Notice finally that the Coxeter numbers of the graph $(1, 4, 5, 7, 8, 11)$ appear on the diagonal of this matrix.

The above reconstruction of the partition function also works for all ADE (i.e., chiral algebra of $\hat{SU}(2)$ type) statistical models and can probably be generalized to more general situations ($\hat{SU}(3), \dots$). The interpretation of the other toric matrices W_{ab} , in terms of conformal field theory models, still requires some work.

6 Miscellaneous comments and questions

Without mentioning the applications of these set of ideas to theoretical physics (conformal quantum field theories, statistical mechanics, string theory etc), we believe that a full mathematical understanding of the algebraic situation underlying the previous constructions requires an in-depth analysis of the following topics:

1) Ocneanu cells on graphs, 2) Quantum symmetries, 3) Generalized quantum recoupling theory, 4) Interpretation in terms of subfactor theory, 5) Relations to embeddings of affine algebras, 6) Braid group interpretation, 7) Interpretation in terms of \hat{R} matrices, 8) Explicit quantum Klein invariants (in terms of non commutative polynomials) and quantum transvectants, 9) Double classes and quantum Gelfand pairs, 10) Interpretation in terms of finite dimensional non semi-simple quantum groups, ...

Items 1,2,3,4 are certainly known and fully understood by experts (at least by A. Ocneanu himself). A correspondance between Ocneanu cells, quantum $6j$ symbols and conformal field theories was discussed in ([25],[26]). Item 5 is probably most popular, at least in the theoretical physics community, but we believe that several objects presented in the previous sections still require an interpretation (if at all possible) in terms of embeddings of affine algebras. Concerning item 6, we understand that some work is in progress (recent results by A.Wasserman and H.Wenzl). We believe that items 7 to 11 still deserve further study.

In this paper, we have presented several mathematical facts. Some of them already have or may acquire interesting interpretations in theoretical physics (see in particular the recent paper [31]). We have also presented a few simplifying techniques that, we believe, are new, even for the experts. We did not try to put this collection of data in a well organized mathematical framework (in any case, there are probably several ways to do that) and we did not try to write an encyclopaedia, either, so we shall refrain to give too many details about all the above topics. Nevertheless, we feel that we should make a few comments about some of them...

6.1 Remarks about conformal embeddings

The condition for conformal embeddings of affine Kac Moody algebras $\mathcal{G}_1 \subset \mathcal{G}_2$ at levels k_1 and k_2 is the identity $c_1 = c_2$ of their central charges, where c is given by $c = \frac{k \dim(\mathcal{G})}{k + \hat{g}}$, \hat{g} being the dual Coxeter number of the corresponding finite dimensional Lie algebra. If one takes $\mathcal{G}_1 = \hat{A}_1$ and $k_2 = 1$, there are only three non trivial solutions (of course levels should be integers): $(\hat{A}_1)_{10} \subset (\hat{B}_2)_1 = (\hat{C}_2)_1$, $(\hat{A}_1)_{28} \subset (\hat{G}_2)_1$ and $(\hat{A}_1)_4 \subset (\hat{A}_2)_1$, since Coxeter numbers (resp. dimensions) of A_1 , A_2 , B_1 and G_2 are given by 2, 3, 3, 4 (resp. 3, 8, 10, 14). The first two conformal embeddings are respectively described by the Dynkin diagrams of E_6 and E_8 ; the last one gives rise to the D_4 invariant. This was observed in the literature long ago and discussed, in terms of inclusions of Von Neumann algebras, by [7], see also [8] and references therein.

6.2 Remarks about generalized quantum recoupling theory

6.2.1 Clebsch-Gordan, Racah coefficients and $6j$ symbols for $SU(2)$

Call V_{d_1}, V_{d_2} , the representation spaces for irreducible representations σ_{d_1} and σ_{d_2} of $SU(2)$. Call \tilde{V}_d a subspace of $V_{d_1} \otimes V_{d_2}$ on which the irreducible representation σ_d is realized. Set $d_1 = 2j_1 + 1$, $d_2 = 2j_2 + 1$, $d = 2J + 1$. Call e_{j_1, m_1} a basis of \tilde{V}_{d_1} such that the representation σ_{d_1} is given by the usual formulae. Call e_{j_2, m_2} and $e_{J, M}$ similar bases for V_{d_2} and \tilde{V}_d . Bases $\{e_{j_1, m_1} \otimes e_{j_2, m_2} / m_1 = -j_1 \dots + j_1; m_2 = -j_2 \dots + j_2\}$ and $\{e_{J, M} / J = |j_1 - j_2|, \dots, J = j_1 + j_2, M = -J, \dots, +J\}$ are bases of $V_{d_1} \otimes V_{d_2}$. There exists an invertible matrix basis with entries $C_{m_1 m_2 M}^{j_1 j_2 J}$ that intertwines the two bases. These are the well known Clebsch-Gordan coefficients for the tensor product $\sigma_{d_1} \otimes \sigma_{d_2}$ with respect to the chosen bases. Recall that the above CGC vanishes if the triangle condition $|j_1 - j_2| \leq J \leq j_1 + j_2$ does not hold. From the point of view of fusion graph, this is a direct consequence of the structure of the graph A_∞ that encodes the tensor product of an arbitrary representation by the fundamental (the two dimensional irrep of spin $1/2$). The so-called Wigner $3-j$ symbol just differs from the CGC by a proportionality coefficient.

We now consider three irreducible representations $\sigma_{d_1}, \sigma_{d_2}, \sigma_{d_3}$ of $SU(2)$ and compare the two vector spaces $(V_{d_1} \otimes V_{d_2}) \otimes V_{d_3}$ and $V_{d_1} \otimes (V_{d_2} \otimes V_{d_3})$ that are canonically identified. We use bases e_{j_i, m_i} as above in each representation space and, instead of $e_{J, M}$, we denote the corresponding bases of $(V_{d_1} \otimes V_{d_2})$ and $(V_{d_2} \otimes V_{d_3})$ by $e_{J_{12}, M_{12}}, e_{J_{23}, M_{23}}$. By repeating the same coupling method twice, we obtain finally two bases of the vector spaces $V_{d_1} \otimes V_{d_2} \otimes V_{d_3}$, that we call respectively $e_{j_1 j_2 (J_{12}), j_3, M}$ (where $|J_{12} - j_3| \leq M \leq J_{12} + j_3$) and $e_{j_1, j_2 j_3 (J_{23}), M}$ (where $|j_1 - J_{23}| \leq M \leq j_1 + J_{23}$).

There exists a unitary matrix R with entries $R(j_1 j_2 j_3, J_{12} J_{23}, M)$ that intertwines these two bases:

$$e_{j_1 j_2 (J_{12}), j_3, M} = \sum_{J_{23}} R(j_1 j_2 j_3, J_{12} J_{23}, M) e_{j_1, j_2 j_3 (J_{23}), M}$$

The numbers $R(j_1 j_2 j_3, J_{12} J_{23}, M)$ are often called Racah coefficients. Unfortunately, the same terminology also applies to a variant of these coefficients — the W coefficients — which are normalized in a different way. One sets :

$$W(abcd; ef) \doteq ([2e + 1][2f + 1])^{-\frac{1}{2}} R(abd, ef, c)$$

In the case of $SU(2)$, the Racah coefficient $W(abcd; ef)$ is defined for all values of a, b, c, d, e, f that belong to the set $\{0, \frac{1}{2}, 1, \frac{3}{2}, \dots\}$. This coefficient is zero, unless the triples $(abe), (cde), (acf), (bdf)$ satisfy the triangle conditions. Despite of the apparent asymmetry in the triangle conditions on (abc) (for instance), given by $c \in \{a + b, a + b - 1, \dots, |a - b|\}$, these conditions are symmetric, in the sense that if they hold for (abc) , they hold for all permutations of a, b, c .

Rather than using the Racah coefficients $W(abcd; ef)$, or the $R(abd, ef, c)$ it is better to use the Racah $6j$ symbols defined by

$$\left\{ \begin{array}{ccc} a & b & e \\ d & c & f \end{array} \right\} \doteq (-1)^{a+b+c+d} W(abcd; ef) = (-1)^{a+b+c+d} ([2e+1][2f+1])^{\frac{-1}{2}} R(abd, ef, c)$$

The Racah coefficients, or the $6j$ symbols, obey (bi) orthogonality relations as well as a pentagonal identity, also called Biedenharn-Elliot identity. These identities are proved in many standard quantum mechanics textbooks or chemistry manuals; they read as follows:

$$\sum_f (2e+1)(2f+1) W(abcd; ef) W(abcd; e'f) = \delta_{ee'} \epsilon_{abe} \epsilon_{cde}$$

$$\sum_f (2e+1)(2f+1) W(abcd; ef) W(abcd; ef') = \delta_{ff'} \epsilon_{acf} \epsilon_{bdf}$$

where $\epsilon_{abc} = 1$ for all triples that satisfy the triangle relations and 0 otherwise.

Coupling four angular momenta in five different ways (play with parenthesis to see that there are indeed five possibilities of putting opening and closing parenthesis around pairs when one considers the associative multiplication of four objects), leads to the Pentagonal Identity:

$$W(a'ab'b; c'e) W(a'ed'd; b'c) = \sum_f (2f+1) W(abcd; ef) W(c'bd'd; b'f) W(a'ad'f; c'c)$$

This last identity appears, in many places, under different guises (for instance in category theory). In the present situation, it can be considered as expressing the associativity of a particular algebra structure (one of the two multiplications of the Racah-Wigner bigebra).

We have four sets of triangle conditions on Racah coefficients (see above). The natural geometric idea is therefore to associate a tetrahedron with these four conditions: we label the edges of one of the faces with (abe) , for instance, and label the edges of the remaining three faces with the triples (cde) , (acf) and (bdf) in such a way that common letters are assigned to shared edges. The full tetrahedral group (not the binary tetrahedral group) is the group S_4 of permutations on four elements (also 24 elements). Mapping the above tetrahedron to itself induces 24 permutations of $abcdef$ that leave the Racah coefficients invariant, up to a global phase. The definition of the $6j$ Racah symbols involves a phase that is chosen in such a way that Racah symbols are exactly invariant under the 24 tetrahedral rotations and inversions. The notation of the $6j$ is handy, if we keep in mind the tetrahedron: one has to identify the top row of the $6j$ symbol with a triangle of the tetrahedron (for instance (abe)), the vertical columns then refer to pairs of letters labelling opposite edges. In this way, one recovers

$$\left\{ \begin{array}{ccc} a & b & e \\ d & c & f \end{array} \right\}$$

In terms of these symbols, we have invariance under all permutations of columns and under simultaneous exchange of pairs of elements in the top row with corresponding pair in the bottom row.

Therefore one should always think of a $6j$ symbol as a tetrahedron labelled with edges associated with irreps of the group $SU(2)$ (in such a way that all the triangular conditions hold). Identities about Racah coefficients (or $6j$ symbols) can be understood in geometrical terms, using tetrahedras; for instance the pentagon identity can be understood by analysing the picture obtained by juxtaposing two tetrahedra sharing a common face.

Rather than using a tetrahedron, another nice geometrical possibility is to associate a complete quadrilateral of the projective space to a given $6j$: this plane configuration has four lines, each of which intersecting the others in general situation, so that there are three intersection points on each line; in this picture each allowed triple (like (abe)) is described by three intersection points belonging to the same straight line. In the tetrahedral description, irreducible representations are associated with lines, in the complete quadrilateral description, the irreps are associated with points.

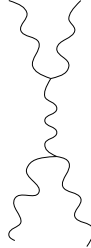
Needless to say, the appearance of a tetrahedron, in the present discussion, has nothing to do with the main example chose in our investigations, which is the quantum counterpart of the binary tetrahedral group.

Racah $6j$ symbols are basic objects: Clebsh-Gordan coefficients (or $3j$'s) can be recovered from Racah coefficients as asymptotic limit (although people usually start from the CGQ to define the Racah coefficients); the Lie algebra structure of $SU(2)$ itself can be recovered from the CGQ; finally, one can also prove that every $3nj$ coefficient that one could define by coupling an arbitrary number of spins is expressible as a summation over products of $6j$ symbols (this property is sometimes called the “fundamental theorem of recoupling theory”).

We return to the symmetries of the Racah symbols by mentioning that their group of symmetries is not the group S_4 (with 24 elements), that we discussed so far (and were discovered by Racah himself) but the group $S_4 \times S_3$, with 144 elements. The symmetries associated with the action of S_3 on the $6j$'s were discovered by Regge.

6.2.2 Wigner and Racah multiplications: the pure $SU(2)$ case

Using all the available triple vertices (or triangles), and edges (spins), one can build elementary “diffusion graphs” looking like the following)



Since we have infinitely many possible (labelled) vertices at our disposal, we have also infinitely many such diffusion graphs. These diffusion

graphs could also be called (dually) “double triangles” and pictured as two triangles glued together, sharing an horizontal common edge.

We then define a vector space \mathcal{A} generated by a linear basis indexed by the (infinite) set of diffusion graphs —or double triangles. The vector space \mathcal{A} comes therefore equipped with a particular basis, and every element of \mathcal{A} is a linear combination, over the complex numbers, of diffusion graphs.

One also introduces another class of graphs: the “dual” diffusion graphs (here the internal line is horizontal, not vertical) and we have the equality

The diagram shows an equality between two types of diffusion graphs. On the left is a horizontal double triangle with external lines labeled a, b, c, d and an internal horizontal line labeled m . On the right is a vertical double triangle with external lines labeled a, b, c, d and an internal vertical line labeled n . Between them is the equation
$$= \sum_n \begin{pmatrix} a & b & n \\ c & d & m \end{pmatrix}$$
 where the sum is over n .

The previous identity can be intuitively understood as follows: consider a tetrahedron; the choice of two arbitrary faces (six possibilities) defines a double triangle; this choice being made, we are left with two other faces that also define a double triangle; these two pairs of double triangles bound the tetrahedron which is itself numerically represented by a $6j$ symbol.

The next step is to endow the vector space \mathcal{A} with two compatible multiplications. These two multiplications appear in the works of Racah and Wigner and are mentioned in the book [2]. The first multiplication (Wigner) amounts to compose these “spin diffusion graphs” vertically, the other (Racah) amounts to compose them horizontally. The precise definition involves appropriate coefficients and we refer to the book [2] for explicit formulae. Although the subject itself is quite old, and besides a few lines in the book just quoted, we do not know any reference giving a precise study of this bigebra structure (that we suggest to call the Racah-Wigner bigebra) even in the pure $SU(2)$ case.

6.2.3 From $SU(2)$ to its finite subgroups

Rather than going through all the previous constructions for representations of $G = SU(2)$, we can also do it for every finite subgroup K . One can play actually play several games:

- We may use irreps of K alone. Triangles (or their duals) are labelled by representations of K but there is now a finite number of irreducible representations. We still have $6j$ symbols which are depicted by tetrahedra; the edges refer to representations of K and the vertices to the group K itself.

- We may use irreps of K and of G . Indeed, an irrep of G , restricted to K , can be tensorially multiplied by irreps of K and the result can be decomposed on irreps of K . The irreps of K are $G - K$ bimodules, those of G are $G - G$ bimodules; the usual triangle rule of $SU(2)$ (composition of spins) is now generalized: we have edges (representations) of type $G - G$ and edges of type $G - K$. The idea is to associate a group (G or K) with each vertex, and modules (representations) with edges. We have therefore triangles with vertices $G - G - G$ and triangles with vertices $G - G - K$. Using these new kinds of triangles (on top of those of type $K - K$), we may build different kinds of tetrahedra ($6j$ symbols), whose vertices are (G, G, G, G) , (K, K, K, K) or (G, G, G, K) .
- We may even choose *two* subgroups of $SU(2)$ (for instance the binary tetrahedral and binary icosahedral groups), call them H and K and consider simultaneously $G - K$ bimodules and $G - H$ bimodules.

6.2.4 Generalized quantum recoupling theory and Ocneanu bigebra

The next step is to replace G by the fusion algebra of the graph A_N and K by the fusion algebra of another graph with the same norm (the norms have to match, otherwise, one cannot consider meaningful bimodules). The ideas are the same as before, but instead of the usual triangular condition of composition of spins (case of $SU(2)$), we have more complicated conditions which are direct consequence of the multiplication tables (like those expressing the fusion rules $A_{11} \times A_{11} \mapsto A_{11}$, $E_6 \times E_6 \mapsto E_6$, $A_{11} \times E_6 \mapsto E_6$) that we have considered previously). In the same way as before, one may consider double triangles, generalized $6j$ symbols (represented by tetrahedra carrying bimodules labels on their six edges, and algebra labels at the four vertices) etc. The construction of the Ocneanu bigebra \mathcal{A} is a direct generalization of the Racah-Wigner bigebra. It was introduced before in terms of endomorphisms of essential paths. Its dimension is finite (2512 in the case of E_6). The diagonalization of this algebra, for the product $*$, is $\mathcal{A} = \oplus_{J \in S} \text{End}(H_J)$; the Hilbert spaces H_J are labelled by minimal central projections of $(\mathcal{A}, *)$. Elements of \mathcal{A} , in particular the particular basis elements described by diffusion graphs (also seen as particular endomorphisms of the space of essential paths or as two triangles with vertices A_{11}, A_{11}, E_6 sharing a common edge of type $A_{11} - A_{11}$), can be decomposed into linear combinations of elements in $H_J \otimes H_J$, i.e., in terms of “dual diffusion graphs”. This decomposition generalizes the equation given in 6.2.2 and involves generalized $6j$ symbols (see [21] for details).

6.2.5 Connections on Ocneanu cells, quantum symmetries

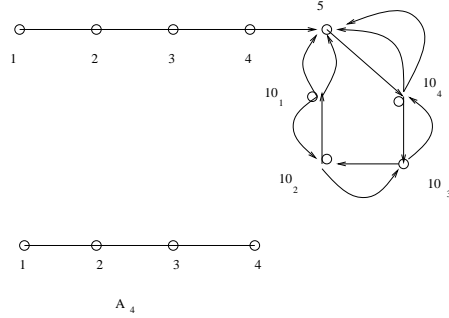
We just give here the following references: The general notion of connections on a system of four graphs was introduced in [19]. Such “cells” have been explicitly written and used to reconstruct systems of Boltzmann weights in [24]. The general formalism of Ocneanu cells was “translated” and adapted to the situation of statistical mechanics in [28]. The recent article [21] contents

a specialization of these notions to the case of ADE graphs. The notion of quantum symmetries is also due to A. Ocneanu and was presented at several meetings since 1995, we believe that the first published definition appeared also in [21].

6.3 Interpretation in terms of finite dimensional quantum groups

The reader will have noticed that we did not provide, so far, any quantum group (Hopf algebra) interpretation for the above constructions. The main reason is that such a purely algebraic interpretation, in terms of finite dimensional — but not necessarily semi-simple — Hopf algebras is not known for arbitrary ADE graphs. However, for A_N Dynkin diagrams, such an interpretation can be found. Here it is: Take the quantized enveloping algebra $\mathcal{U} \doteq U_q(SL2)$ at a primitive $(N+1)$ -th roots of unity. Take $N+1$ odd for the moment (the analysis can be done for even $N+1$, but this is slightly more involved). Call \mathcal{H} the quotient of \mathcal{U} by the ideal generated by relations $K^{N+1} = 1$, $X_{\pm}^{N+1} = 0$ (here K and X_{\pm} denote the usual generators of \mathcal{U}). This ideal \mathcal{H} is a Hopf ideal and the quotient is a finite dimensionnal Hopf algebra of dimension $(N+1)^3$. As an algebra, it is isomorphic with $M(N+1) \oplus M(1|N)_0 \oplus M(2|N-1)_0 \oplus \dots$ where the first term is the algebra of $(N+1) \times (N+1)$ matrices over complex numbers and where $M(p|N+1-p)_0$ is the even part of the algebra of $(N+1) \times (N+1)$ matrices with elements in the Grassman algebra with two generators ([16],[23])². This algebra is not semi-simple. For instance, if $q^5 = 1$, $\mathcal{H} = M(5) \oplus M(4|1)_0 \oplus M(3|2)_0$. Projective indecomposable modules of this algebra are given by the columns, so (let us continue our example with $q^5 = 1$), we get one irreducible and projective representation of dimension 5 and four inequivalent projective indecomposable representations of dimension $2 \cdot 5 = 10$. Irreducible representations are obtained by taking the quotient of each projective representation by its own radical; in this way we get finite dimensionnal irreducible (but not projective) representations of dimensions 1, 2, 3, 4. We label each projective indecomposable by the corresponding irreducible, so, besides the particular 5 dimensional representation, that is both irreducible and projective, we have four projective indecomposable labelled $10_1, 10_2, 10_3, 10_4$. The notion of quantum dimension makes sense for this algebra; all the projective indecomposable representations (including the 5-dimensionnal irrep) have quantum dimension 0. The four irreducible representations of dimensions 1, 2, 3, 4 are of q -dimension $[1]_5, [2]_5, [3]_5, [4]_5$. We can tensorially multiply these representations and draw, in particular, the diagram of tensorialisation (up to equivalence of representations) by the 2 dimensionnal irrep. Here is the diagram that we get:

²More information about \mathcal{H} can be gathered from [5], [4] and references therein



If we now decide to discard the representations of q -dimension 0, therefore removing all the projective indecomposable, in particular disregarding as well the special irrep of dimension 5, we just obtain the A_4 diagram. The fusion graph of A_4 describes the tensor products of irreducible representations of \mathcal{H} which are not of zero q -dimension. In particular the equation $2 \otimes 2 \simeq 1 \oplus 3$ reads, in terms of q -dimensions (a quantity that is multiplicative under tensor products): $\beta^2 = 1 + \beta$, and we recover the fact that the norm β of A_4 is the q -integer $[2]_5$, i.e., the golden number. The centralizer algebra, in the tensor powers (truncated as explained above) of the fundamental representation of \mathcal{H} is given by the Jones algebra for a particular value of the index $(1/\beta^2)$. Explicitly, this commutant is isomorphic with $M(F_s, \mathbb{C}) \oplus M(F_{s+1}, \mathbb{C})$ where F_s are Fibonacci numbers, since

$$[2]^{2p} \simeq F_{2p-2}[1] + F_{2p-1}[3], \quad [2]^{2p+1} \simeq F_{2p}[2] + F_{2p-1}[4]$$

Its dimension is no longer given by Catalan numbers (like for $SU(2)$), but by the sum of the squares of two consecutive Fibonacci number (so again a Fibonacci number).

Irreducible representations of \mathcal{H} are particular irreducible representations ρ of \mathcal{U} (they are “classical” in the sense that they are neither cyclic nor semi-cyclic). Moreover they are such that $\omega \doteq \rho(K^{N+1}) = \pm 1$. When $N+1$ is odd, in order to get irreps with $\omega = -1$, one has to replace the condition $K^{N+1} = 1$ by $K^{2(N+1)} = 1$ in the definition of \mathcal{H} (we may call $\hat{\mathcal{H}}$ this algebra, whose dimension is twice the dimension of \mathcal{H}). When $N+1$ is even, the analysis is slightly different and they are two cases, depending upon the parity of $(N+1)/2$. In any case, the tensor product of irreducible non projective representations of the finite dimensionnal Hopf algebra \mathcal{H} can be expressed in terms of the Dynkin diagram A_N (with $q^{N+1} = 1$ if $N+1$ is odd, and $\check{q}^{2(N+1)} = 1$ if $N+1$ is even). In the case $q^{12} = \check{q}^{24} = 1$ the algebra \mathcal{H} is $M(1|11)_0 \oplus M(3|9)_0 \oplus \dots \oplus M(9|3)_0 \oplus M(11|1)_0$, and $\hat{\mathcal{H}} = \mathcal{H} \oplus M(0|12) \oplus M(2|10)_0 \oplus \dots \oplus M(10|2)_0 \oplus M(12|0)$.

In any case, the conclusion is that the fusion algebra of Dynkin diagrams of A_N type can be given a purely finite dimensionnal interpretation in terms of finite dimensionnal (not semi-simple) quantum groups. This interpretation is, at the moment, still lacking in the case of E_6 or E_8 , but we believe that it should be possible (work in progress by the authors of [5]). An interpretation of

the algebraic constructions lying behind fusion algebras associated with Dynkin diagrams (together with their algebras of quantum symmetries) can certainly be formulated in categorical terms (truncated tensor products, braided categories etc.) but we think that it is interesting to be able to use finite dimensional Hopf algebras to describe such situations, even if these Hopf algebras are not semi-simple. Notice that modules appearing in discussions involving conformal embeddings (for instance $LSU(2)_{10} \subset LSpin(5)_1$ are modules for affine algebras and are typically infinite dimensionnal.

7 Conclusion

The main conclusions of this paper can be summarized as follows: Take the Dynkin diagram E_6 , consider its associated fusion algebra and its matrix realization (it is generated by G , the adjacency matrix of the diagram); call E_i the essential matrices defined, for each vertex i as the 11×6 rectangular matrix $E_i(\text{line } p) = E_i(\text{line } p-1) \cdot G - E_i(\text{line } p-2)$, where $E_i(\text{line } 0)$ is the line vector characterizing the chosen vertex i . We recover the Ocneanu graph of quantum symmetries of this Dynkin diagram as the Cayley graph of multiplication by the two generators of the 12-dimensionnal algebra $S = E_6 \otimes_{A_3} E_6$. The twelve toric 11×11 matrices $W_{a \otimes b}$ associated to the points of the Ocneanu graph are defined by $E_i \cdot \tilde{E}r_j$ where the reduced essential matrices E_rj are obtained from the E_i 's by keeping only the columns associated with the fusion subalgebra A_3 . The toric matrix $W_{0 \otimes 0}$ is the modular invariant of E_6 . The choice of the E_6 example exhibits rather generic features, therefore it should not be too hard to generalize the various constructions to other situations (some care has to be taken for the D_{even} case); this is however not carried out here.

The rest of the paper is a collection of remarks that are certainly not new, for experts, but we believe that many of them cannot be found in the litterature, therefore we hope that this set of notes will be useful.

8 Acknowledgments

This set of notes was elaborated during my stay at CERN during the academic year 1999/2000 and at the Mathematics Department of the University of Geneva. I would like to thank both places for their hospitality. The author acknowledges support from CERN and from the Swiss National Science Foundation. This research was also partly supported by a PICS contract No 608.

At a personnal level, I want to thank A. Ocneanu for his generous explanations, during his stay in Marseille, in 1995.

References

- [1] E. Bannai and T. Ito, *Algebraic Combinatorics I: Association Schemes*. Benjamin, Cummings (1984).
- [2] L.C. Biedenharn and J.D. Louck, *The Racah-Wigner algebra in quantum theory*. Encyclopaedia of mathematics and its applications, Vol 9, 1981, Gian-Carlo Rota, editor.
- [3] A.Cappelli, C.Itzykson et J.B. Zuber, *The ADE classification of minimal and $A_1^{(1)}$ conformal invariant theories*. Commu. Math. Phys. 13,1 (1987).
- [4] R. Coquereaux and G.Schieber *Action of a finite quantum group on the algebra of complex $N \times N$ matrices* math-ph/9807016, CPT-98/P.3668, "Particles, Fields and Gravitation", Lodz, Poland (1998), AIP Conference Proceedings 453.
- [5] R. Coquereaux, A. Garcia, R. Trinchero *Hopf stars, twisted Hopf stars and scalar products on quantum spaces* Journal of Geometry and Physics, 36 (2000) 22 - 59.
- [6] R. Coquereaux. *Notes on the classical tetrahedron: a fusion graph algebra point of view*. <http://www.cpt.univ-mrs.fr/~coque/>
- [7] J. Böckenhauer and D. Evans *Modular invariants, graphs and α induction for nets of subfactors II*. Commun. Math. Phys. 200, 57-103 (1999).
- [8] J. Böckenhauer and D. Evans *Modular invariants from subfactors* D. Evans lectures at Bariloche Summer School, Argentina, Jan 2000. To appear in AMS Contemporary Mathematics, R. Coquereaux, A. Garcia and R. Trinchero eds.
- [9] P.Di Francesco, P. Matthieu, D. Senechal, *Conformal Field Theory* Springer 1997.
- [10] P. Di Francesco and J.-B. Zuber, in *Recent developments in Conformal Field Theory*, Trieste Conference, 1989, S. Randjbar-Daemi, E. Sezgin and J.-B. Zuber eds, World Scientific, 1990; P. Di Francesco, Int. J. of Mod. Phys. A7, 92, 407.
- [11] P. Di Francesco and J.-B. Zuber *$SU(N)$ lattice integrable models associated with graphs* Nucl. Phys. B338, 602 (1990).
- [12] F.M. Goodman, P. de la Harpe and V.F.R Jones *Coxeter graphs and towers of algebras* MSRI publications 14, Springer (1989).
- [13] *Application of hypergroups and related measure algebras* Seattle conference, 1993, AMS, Contemporary Mathematics, 183. W. Connett, M.-O. Gebuher and A.L. Schwartz eds.

- [14] L.H. Kauffman and S.L. Lins, *Temperley-Lieb theory and invariants of 3-manifolds* Princeton University Press, 1994.
- [15] F. Klein. *Lectures on the Icosahedron and the solution of the equation of the fifth degree*. Reprog. Nachdr. d. Ausg. Leipzig (1884), Teubner. Dover Pub, New York, Inc IX, 289p (1956).
- [16] A.V. Lyakhovskaya, A. Alekseev, D. Gluschenkov. *Regular representation of the quantum group $SL_q(2)$ (q is q root of unity)*. St. Petersburg Math. J. 6 (1994), no 5, 88.
- [17] J. McKay, *Graphs, singularities and finite groups* Proc. Symp. Pure Math. 37, 183 (1980)
- [18] P. Bouwknegt and W. Nahm, *Realization of the exceptional modular invariant $A_1^{(1)}$ partition functions* Phys.Lett. B 184, N4, 359 (1987)
- [19] A. Ocneanu. *Quantized groups, string algebras and Galois theory for algebras*. Warwick (1987), in Operator algebras and applications, Lond Math Soc Lectures note Series 136, CUP (1988).
- [20] A. Ocneanu. *Paths on Coxeter diagrams: from Platonic solids and singularities to minimal models and subfactors*. Talks given at the Centre de Physique Théorique, Luminy, Marseille, 1995.
- [21] A. Ocneanu. *Paths on Coxeter diagrams: from Platonic solids and singularities to minimal models and subfactors*. Notes taken by S. Goto, Fields Institute Monographs, AMS 1999, Rajarama Bhat et al, eds.
- [22] A. Ocneanu *Quantum symmetries for $SU(3)$ CFT-models* Lectures at Bariloche Summer School, Argentina, Jan 2000. <http://www.cpt.univ-mrs.fr/~coque/Bariloche2000/Bariloche2000/Bariloche2000.html> To appear in AMS Contemporary Mathematics, R. Coquereaux, A. Garcia and R. Trinchero eds.
- [23] O. Ogievetsky. *Matrix structure for Hopf quotients of $SL_q(2)$ at roots of unity*. Talk given at the Math. Dept., Luminy, Marseille, 1997.
- [24] V. Pasquier, *Two-dimensionnal critical systems labelled by Dynkin diagrams* Nucl.Phys. B285, 162 (1987).
- [25] V. Pasquier, *Operator content of the ADE lattice modles* J.PhysA 20, 5707 (1987).
- [26] V. Pasquier, *Etiology of IRF models* Commu. Math. Phys. 118, 355 (1988)
- [27] V. Pasquier, *Continuum limit of lattice models built on quantum groups* Nucl. Phys. B295, 491 (1988)
- [28] Ph. Roche *Ocneanu cell calculus and integrable lattice models* Commun.Math.Phys. 127, 395-424 (1990)

- [29] G.Schieber PhD thesis (work in progress).
- [30] J.B. Zuber. Lectures at Bariloche Summer School, Argentina, Jan 2000. hep-th/0006151. To appear in AMS Contemporary Mathematics, R. Coquereaux, A. Garcia and R. Trinchero eds.
- [31] V.B. Petkova and J.B. Zuber. *BCFT: from the boundary to the bulk* Proceedings Nonperturbative Quantum Effects 2000, hep-th/0009219.