

Duality and TFT: A suggestion based on $d = 2 + 1$

Pavol Ševera

I.H.É.S.

Le Bois-Marie

35, Route de Chartres

F-91440 Bures-sur-Yvette

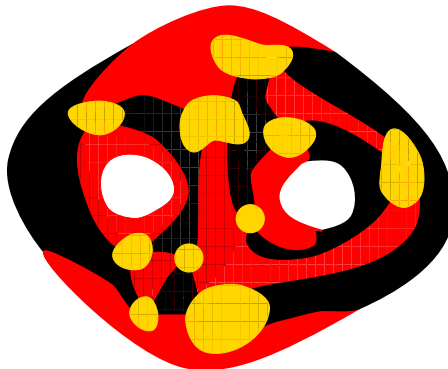
France

Abstract

We suggest a connection between duality and TFT's. First, 2d Kramers–Wannier duality is formulated as a simple 3d topological claim, and a similar formulation is given for the higher-dimensional case. In this form they lead to simple TFT's. Classical models (Poisson–Lie T-duality) suggest a nonabelian generalization in the 2d case, with abelian groups replaced by quantum groups. Amazingly, the TFT formulation solves the problem without ugly and arbitrary computations: quantum groups appear in pictures, independently of the classical motivation. Connection with Chern–Simons theory comes from the pictures of the Drinfeld double: Reshetikhin–Turaev invariants of links in 3-manifolds, computed from the double, are included in these TFT's. All this suggests nice phenomena in higher dimensions.

1 Introduction: KW duality as a 3d topological claim

Kramers–Wannier duality can be formulated as a simple topological claim about pictures like this one:



The picture represents a 3d body (a ritual mask) with the surface coloured in yellow, red and black. For definiteness imagine that the invisible side is completely yellow. In general we have a compact oriented 3-fold Ω with the boundary coloured in these three colours (in a locally nice way: the borders of the coloured stains are piecewise linear (say) and at most three of them meet at a single point).

We choose a finite abelian group G and its dual \tilde{G} . Let y be the yellow part of the boundary; it is an oriented surface with the boundary coloured in black and red. The relative cohomology groups $H^1(y, r; G)$ and $H^1(y, b; \tilde{G})$ are mutually dual via Poincaré duality (in expressions like $H^k(X, r; G)$, r denotes the red part of X , and b the black part). Let $\phi_r : H^1(\Omega, r; G) \rightarrow H^1(y, r; G)$ and $\tilde{\phi}_b : H^1(\Omega, b; \tilde{G}) \rightarrow H^1(y, b; \tilde{G})$ be the obvious maps. KW duality claims that their images are each other's annihilators. It is an immediate consequence of Poincaré duality and of exactness of

$$H^1(\Omega, r; G) \rightarrow H^1(y \cup r, r; G) \rightarrow H^2(\Omega, y \cup r; G).$$

In statistical models it is used in the following form: we pick up a function f on $H^1(y, r; G)$ (the Boltzmann weight) and compute the partition sum

$$Z(f) = \sum_{x \in H^1(\Omega, r; G)} f(\phi_r(x)). \quad (1)$$

Let \hat{f} denote the Fourier transform of f . We can compute

$$\tilde{Z}(\hat{f}) = \sum_{x \in H^1(\Omega, b; \tilde{G})} \hat{f}(\tilde{\phi}_b(x)). \quad (2)$$

KW duality says (via Poisson summation formula) that up to an inessential factor we have $Z(f) = \tilde{Z}(\hat{f})$.

To see the connection with more usual formulations first notice that an element of $H^1(X, Y; G)$ is the same as (the isomorphism class of) a principal G -bundle over X with a given section over $Y \subset X$. If Ω is a 3d ball (with coloured surface), an element of $H^1(\Omega, r; G)$ is therefore specified by choosing an element of G for each red stain. We may imagine that there is a G -valued spin sitting at each such stain and to compute (1) we take the sum over all their values (we overcount $|G|$ times, but it is inessential). KW duality claims that the same result can be obtained by summing over \tilde{G} -spins at the black stains. Let us also look at the Boltzmann

weights. If all the yellow stains are as those visible on the picture (disks with two red and two black neighbours), the relative cohomology for one such stain is simply G . The spins at the red stains interact through the yellow stains. If we admit the yellow stains to be disks with more neighbours, we have KW duality for more-point interactions.

Finally, let us look at the picture again. It does not represent a ball and the back yellow stain is not a disk. The Boltzmann weight for the back stain can be understood as the specification of the boundary and periodicity conditions on the surface (the G -bundle type together with lifts of the red parts of the boundary); there are spins at the red stains but the neighbours of the back stain are not summed over – they form the boundary condition.

These examples are more or less all that we would like; the general case seems to be general beyond any application. But it will come handy when we consider the nonabelian case.

The KW duality described up to now is only the $(1, 1)$ -version. For (k, l) -version we consider $(k + l + 1)$ -dimensional Ω 's with $\partial\Omega$ in the three colours as before (up to now only the combination $k + l$ enters). Instead of $H^1(\Omega, r; G)$ and $H^1(\Omega, b; \tilde{G})$ we take $H^k(\Omega, r; G)$ and $H^l(\Omega, b; \tilde{G})$. The claim and the proof of (k, l) -duality are as in the $(1, 1)$ -case.

What are we going to do? First of all, the expression (1) has the form of a very simple topological field theory, described in the next section. Then we shall look at the nonabelian version. In the $(1, 1)$ -case classical models suggest that the pair G, \tilde{G} should be replaced by a pair of mutually dual quantum groups. So we are faced with a difficult and somewhat arbitrary task of defining and understanding quantum analogues of cohomology groups and of Poisson summation formula. But miraculously, none of these has to be done. We do not even need the classical motivation. Pictures alone (in the form of TFT's) decide to resolve the problem and quantum groups appear. This suggests, of course, that this point of view might be interesting in higher dimensions (the $(2, 2)$ case – the electric-magnetic duality – is of particular interest).

2 KW TFT's and the squeezing property

As we mentioned, the expression (1) (and its generalization to (k, l)) has the form of a TFT. We understand TFT as defined by Atiyah [1]; all our Hilbert spaces are finite-dimensional and nothing like central extensions is taken into account. To each oriented yellow $(k + l)$ -dim Σ with black-and-red boundary we associate a non-zero Hilbert space $\mathcal{H}(\Sigma) = L^2(H^k(\Sigma, r; G))$. And for each Ω we have a linear form on the Hilbert space corresponding to y – the one given by (1). However, the normalization has to be changed slightly for the glueing property to hold (this is only a technical problem): we set

$$Z_\Omega(f) = \frac{1}{\mu(\Omega)} \sum_{x \in H^k(\Omega, r; G)} f(\phi_r(x)) \quad (3)$$

and for the inner product

$$\langle f, g \rangle = \mu(\Sigma) \sum_{x \in H^k(\Sigma, r; G)} \overline{f(x)} g(x). \quad (4)$$

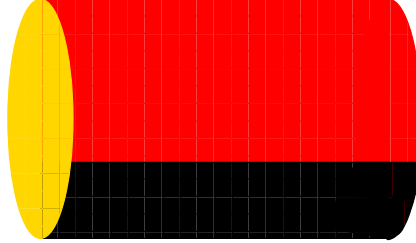
Here

$$\mu(\Omega) = \frac{|H^{k-1}(\Omega, r; G)| |H^{k-3}(\Omega, r; G)| \dots}{|H^{k-2}(\Omega, r; G)| |H^{k-4}(\Omega, r; G)| \dots} \quad (5)$$

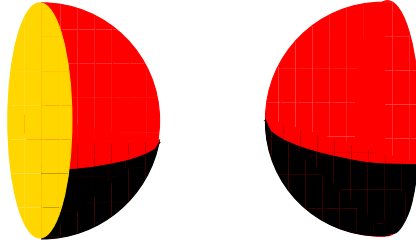
(and the the same for Σ). Perhaps this μ is not a number you would like to meet in a dark forest, but this should not hide the simplicity of the thing. The glueing

property follows from the exact sequence for the triple $r_{glued} \subset \Omega \cup r_{glued} \subset \Omega_{glued}$ (r_{glued} is the red part of Ω_{glued} ; $\Omega \subset \Omega_{glued}$ is achieved by separating slightly the glued yellow surfaces). Of course, the expression for μ was actually derived from this sequence.

These TFT's are of a rather special nature, because cohomologies are homotopy invariants. This gives rise to the *squeezing property* of our TFT's. It is best explained using an example. Imagine this full cylinder (the invisible base is yellow as well):



We shall squeeze it in the middle, putting one finger on the red top and the other on the black bottom. The result is no longer a manifold – it has a rectangle in the middle (red from the top and black from the bottom), but it is surely homotopically equivalent (as a pair (Ω, r) , or as a pair (Ω, b)). Since we use relative cohomologies, the rectangle may be removed (it does not matter whether the cohomologies are relative with respect to r or to b (the dual picture), as the rectangle is both red and black). The result is again a manifold of the type we admit:



If our fingers are not big enough, we do not separate the cylinder into two parts, but instead we produce a hole in the middle (the top view of the result would be a red stain with a hole in the middle). A bit informally the squeezing property can be formulated as follows: if a (hyper)surface appears as a result of squeezing Ω , red from one side and black from the other side, it may be removed.

Two important remarks remain to finish this section. First: how can we tell our TFT's (for given $k + l$) from each other? It is enough to take yellow $(k + l)$ -dim balls as Σ 's. The ball should be painted as follows: we take a $S^{m-1} \subset \partial\Sigma$ and paint its tubular neighbourhood in $\partial\Sigma$ in red; the rest (a tubular neighbourhood of a $S^{k+l-m-1}$) is in black. Let us denote this Σ as $\Sigma_{m,k+l-m}$. The corresponding Hilbert space is trivial (equal to \mathbb{C}) if $m \neq k$; if $m = k$, it is the space of functions on G . The reader may try to define the Hopf algebra structure on this space using pictures (the $(1, 1)$ -case is drawn in the next section).

And second: Not all TFT's satisfying the squeezing property are accessible in this way. Here is an example that will be important in the next section: we take a finite group G (possibly nonabelian) and $E, F \subset G$ two subgroups such that $EF = G$, $E \cap F = 1$. We shall consider principal G -bundles with reduction to E over r and to F over b . If P is such a thing, let $\mu(P)$ be the number of automorphisms of P . If M is a space with some red and some black parts, let $P(M)$ be the set of isomorphism classes of these things. We set $\mathcal{H}(\Sigma)$ (the Hilbert space) to be the

space of functions on $P(\Sigma)$ with the inner product

$$\langle f, g \rangle = \sum_{P \in P(\Sigma)} \mu(P) \overline{f(P)} g(P) \quad (6)$$

and finally, if $f \in \mathcal{H}(y)$, we set

$$Z_\Omega(f) = \sum_{P \in P(\Omega)} \frac{1}{\mu(P)} f(P|_y). \quad (7)$$

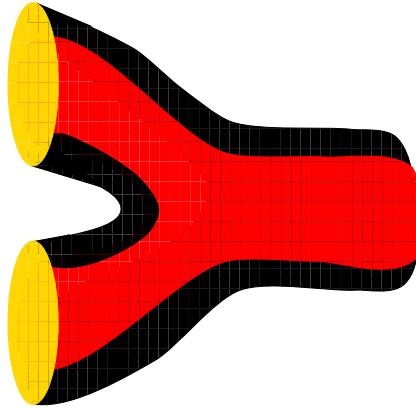
This is surely a TFT. The squeezing property holds, because if we have a reduction for both E and F (as we have on the surfaces that appear by squeezing), these two reductions intersect in a section of the G -bundle. If $E = 1$ and $F = G$, this TFT describes interacting G -spins (as in the introduction); the general case is more interesting.

3 Nonabelian $(1, 1)$ -duality

There are classical models (those appearing in Poisson–Lie T-duality [2]) that suggest a nonabelian generalization of $(1, 1)$ KW duality. PL T-duality generalizes the usual $R \leftrightarrow 1/R$ T-duality, replacing the two circles (or tori) by a pair of mutually dual PL groups. Clearly, we have to replace the pair G, \tilde{G} by a pair of mutually dual quantum groups. This is not an easy (and neither a well-defined) task. We have to define and to *understand* cohomologies with quantum coefficients. Perhaps we treated KW duality too generally?


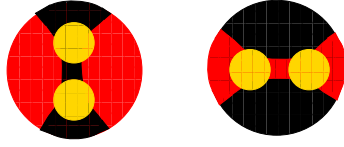
Of course, if this were the case, this paper would not appear. Here is the solution: forget about quantum groups and simply take a TFT in three dimensions, satisfying the squeezing property. A finite quantum group (finite-dimensional Hopf C^* -algebra) will appear independently of the classical motivation. If you exchange red and black (which gives a new TFT), the quantum group will be replaced by its dual. This is the nonabelian (or quantum) $(1, 1)$ KW duality.

Now we will draw the pictures. I learned this 3d way of representing quantum groups on a lecture by Kontsevich [3]; it was one of the sources of this work. The finite quantum group itself is $\mathcal{H}(\Sigma_{1,1})$. The product $\mathcal{H}(\Sigma_{1,1}) \otimes \mathcal{H}(\Sigma_{1,1}) \rightarrow \mathcal{H}(\Sigma_{1,1})$ is on this picture:



And here are all the operations. Coloured 3d objects are hard to draw (but not hard to visualize!); imagine that the pictures represent balls and that their back sides are completely yellow. The antipode S is simply the half-turn, the involution $*$ is the reflection with respect to the horizontal diameter, and the rest is on the figure:

product *coproduct*



unit

counit

Why is it a quantum group? Just imagine the pictures representing the axioms and use the squeezing property in a very simple manner.

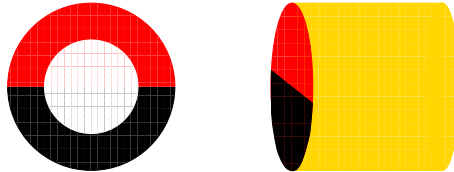
Let us make a conjecture that there is a 1-1 correspondence between finite quantum groups and 3d TFT's satisfying the squeezing property, with trivial (i.e. one-dimensional) $\mathcal{H}(\Sigma_{0,2})$ and $\mathcal{H}(\Sigma_{2,0})$. One direction is easy: given the finite quantum group structure on $\mathcal{H}(\Sigma_{1,1})$ (together with the inner product), it is not difficult to restore the whole TFT. For example, look again at the first picture. It gives a map $A : \mathcal{H}(\Sigma_{1,1})^{\otimes 10} \rightarrow \mathcal{H}(\Sigma)$, where Σ is the back stain. Using squeezing we see that AA^\dagger is a constant, so that $A^\dagger A$ is (up to this computable factor) an orthogonal projection. Using squeezing again we can express this projection through the quantum group operations. In this way we know $\mathcal{H}(\Sigma)$ as a subspace of $\mathcal{H}(\Sigma_{1,1})^{\otimes 10}$.

One technical remark: the quantum group $\mathcal{H}(\Sigma_{1,1})$ is endowed with an inner product; rescaling the inner product we get a “rescaled” TFT. This is the reason why the identity $Z(f) = \tilde{Z}(f)$ of the introduction held only “up to an inessential factor”.

And finally – what is the connection with PL T-duality? To understand it, we have to admit deformations of PL groups as $\mathcal{H}(\Sigma_{1,1})$. Surely, they are not finite quantum groups. Our TFT's were very simple, so we should not be surprised. For example, the square of the antipode had to be 1. We have to admit central extensions to resolve this problem. But there is at least one hint: the TFT given by (6) and (7). If E and F are replaced by a pair of mutually dual PL groups and G by their Drinfeld double, we are very close to the symplectic groupoids point of view [7]. A connection with Chern–Simons theory seems inevitable (cf. also the next section).

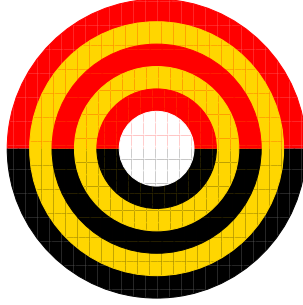
4 Pictures of the Drinfeld double

There are lots of algebras, modules, *etc.* in our pictures. We shall describe only the Drinfeld double, since it is important in PL T-duality, and also to make connection with Reshetikhin–Turaev invariants. Here are the unit and the counit:

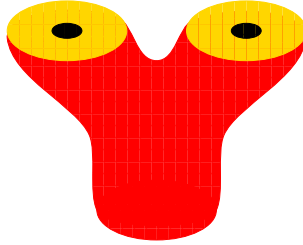


The back side of the full torus on the first picture is yellow; this closed yellow strip is the double. On the second picture it is represented as the mantle of the cylinder; the invisible base is as the visible one.

Here is the product (the picture is yellow from the back side):




And finally – the coproduct:



This picture requires an explanation. It represents a thick Y from which a thin Y was removed (you can see it as the black holes in the yellow disks). The fronts of these Y's are red and their backs are black (the invisible bottom of the picture is yellow – it is the third double).

For completeness, the antipode is a half-turn and the involution a reflection, both exchanging the boundary circles of the double.

Now we know the double as a Hopf algebra, but its real treasure is the R -matrix:



It is quite similar to the Y-picture, but this time we do not remove a thin X, but rather two tubes connecting the top holes with the bottom ones. However, if one tube connected the left holes and the other one the right holes, the picture would not be very interesting. We could squeeze the X in the middle, dividing it into two vertical cylinders. We would simply have an identity. But in the R -matrix' X the tubes are diagonal. There are two ways for them to avoid each other; one gives the R -matrix and the other its inverse. This X has two incoming and two outgoing doubles; you can also imagine n doubles at the bottom, tubes forming a braid inside and leaving the body at the top, in the middle of n other doubles (the letter \mathcal{K} is good here). We see directly a representation of the braid group.

With this picture in mind, we can find the Reshetikhin–Turaev invariants coming from the double. Suppose Ω is a closed oriented 3-fold with a ribbon link. We colour each of the ribbons in red on one side and in black on the other side, blow it a little, so that the ribbon becomes a full torus removed from Ω , and paint on the torus

a little yellow belt. Our TFT gives us an element of $\text{double}^{\otimes n}$ (one double for each yellow belt), where n is the number of components of the link. Actually, this element is from $(\text{center of double})^{\otimes n}$ (we can move the yellow belt along the torus and come back from the other side). It is equal to the R-T invariant. This claim follows immediately from the definition of R-T invariants: If $\Omega = S^3$, we are back in our picture of braid group, and generally, surgery along tori in S^3 can be replaced by glueing tori along the yellow belts.

Actually, to define R-T invariants we can get rid of red and black and instead consider Ω 's with boundary consisting of yellow tori. One easily sees that $\mathcal{H}(\text{yellow torus}) = \text{center of double}$. In this picture, surgery is true surgery. Also, the “yellow-only” part of our TFT's (i.e. restricted to 3-folds with completely yellow boundary) is the usual TFT (Chern–Simons theory) underlying R-T invariants.

To make a connection with the actual Chern–Simons theory, it is enough to admit Hopf algebras with $S^2 \neq 1$: although quantum groups at roots of unity are not Drinfeld doubles, they still are their quotients. This problem is presumably simple. However, connection with Poisson–Lie T-duality requires deeper understanding.

5 Conclusion: Higher dimensions?

The presented picture is very simple and quite appealing. But besides the mentioned open problem with admitting $S^2 \neq 1$, there is an important question: what is going on in higher dimension? It is really tempting (and almost surely incorrect) to suggest

$$\text{duality} = \text{TFT with the squeezing property.} \quad (8)$$

It would be nice to understand the basic building blocks of these TFT's that replace quantum groups in higher dimensions. It is a purely topological problem. It would also be nice to have a nontrivial example with nontrivial $\mathcal{H}(\Sigma_{2,2})$, to see an instance of S-duality in this way.

The field of duality is vast and connections with this work may be of diverse nature. But let us finish with rather internal questions: Why just yellow, red and black? And among them, why just yellow?

References

- [1] M.F. Atiyah, *Topological quantum field theories*, Publ. Math. IHES **69** (1988) 175.
- [2] C. Klimčík, P. Ševera, *Dual non-Abelian duality and the Drinfeld double*, Phys. Lett. **B351** (1995) 455.
- [3] M. Kontsevich, *Geometry of formulae*, lecture given at *Colloque scientifique du 40ème anniversaire*, IHES, Oct. 8, 1998.
- [4] N.Y. Reshetikhin, V.G. Turaev, *Invariants of three-manifolds via link polynomials and quantum groups*, Invent. Math. **103** (1991) 547.
- [5] P. Ševera, *Quantum Kramers–Wannier duality and its topology*, hep-th/9803201.
- [6] E. Witten, *Quantum field theory and the Jones polynomial*, Commun. Math. Phys. **121** (1989) 351.
- [7] S. Zakrzewski, *Quantum and classical pseudogroups*, Commun. Math. Phys. **134** (1990), 347.

e-mail: severa@ihes.fr