

A manifestly gauge invariant exact renormalization group

Tim R. Morris

*Department of Physics, University of Southampton,
Highfield, Southampton SO17 1BJ, UK*

Abstract

In these lectures[†] we describe the construction of a gauge invariant renormalization group equation for pure non-Abelian gauge theory. In the process, a non-perturbative gauge invariant continuum Wilsonian effective action is precisely defined. The formulation makes sense without gauge fixing and thus manifest gauge invariance may be preserved at all stages. In the large N limit (of $SU(N)$ gauge theory) the effective action simplifies: it may be expressed through a path integral for a single particle whose trajectory describes a Wilson loop. Regularization is achieved with the help of a set of Pauli-Villars fields whose formulation follows naturally in this picture. Finally, we show how the one loop β function was computed, for the first time without any gauge fixing.

hep-th/9810104

October, 1998.

[†] Lectures given at the Workshop on the Exact Renormalization Group, Faro, Portugal, Sept. 10-12, 1998, to be published by World Scientific.

1. Introduction and motivation

The first lecture was a general introduction to the exact renormalization group¹ [1]. In these next two lectures, I wish to report on the formulation of a gauge invariant exact renormalization group. I will take the opportunity to describe the motivation behind the various constructions used, leaving to the forthcoming paper a concise exposition of the resulting framework [5]. Our main motivation for searching for such a structure was to provide an elegant framework formulated directly in the continuum, as a first step for non-perturbative analytic approximation methods. Quite generally such renormalization group methods prove powerful, as we can see from the many examples reported in this workshop,² and of course there is a clear need for a better non-perturbative understanding of gauge theory. However, several other issues are naturally resolved in the process of solving this first step.

In recent years there has been substantial progress in solving supersymmetric gauge theories [6]. These methods involve computing a low energy gauge invariant Wilsonian effective action, which however, because of the lack of a suitable framework, is never precisely defined. Whilst we concentrate here solely on pure Yang-Mills theory, we see no essential difficulty in generalising the flow equations to include (chiral) fermions and scalars and indeed supersymmetry. It is clear then that our framework can³ underpin these ideas.

Whilst it is an interesting academic issue to establish the existence of a gauge invariant Wilsonian effective action and corresponding flow equation, its use would ultimately be limited without powerful non-perturbative approximation schemes. Fortunately, a beautiful approximation scheme lies waiting to be developed: namely the large N limit where the gauge group is *e.g.* $SU(N)$ [7]–[11]. Typically, the starting point for these methods has been Dyson-Schwinger equations for Wilson loops derived at the bare level. Progress has been hampered by the lack of corresponding renormalized equations[10]. As we saw in the first lecture however, one of the most attractive features of the exact renormalization group is the fact that solutions may readily be expressed directly in renormalised terms[2]. Thus combining these two approaches removes one obstacle to solving the large N limit.

We will see that the large N limit of the Wilson flow equations however results in an intriguing picture which is (somehow) dual to the Dyson-Schwinger approach. For example,

¹ and coincided with the first lecture in ref.[2]

² See also for example the reviews [2]–[4].

³ At finite N , further modification of the Pauli-Villars regularisation may be needed.

in this picture the gauge fields appear not integrated over but take the rôle of background field ‘spectators’ while the Wilson loop, which is fixed (but selectable) in the Dyson-Schwinger approach, is now dynamical and integrated over. The analogue of Migdal’s observation[8] that the large N limit may be expressed in terms of the expectation value of a single Wilson loop⁴ is here reflected in the fact that the continuum limit of the Wilsonian effective action, which at finite N may be written in terms of (infinite) sums of integrals of products of Wilson loops, at infinite N reduces to a single integral over configurations of just one Wilson loop. The flow equations reduce to equations determining the path integral measure for this Wilson loop. Operators, which may be viewed as perturbations of this action, also take the form of averages over Wilson loop configurations. These are nothing but the continuum counterparts of the ‘interpolating’ operators used in lattice gauge theory to create propagating glueball states and study their wavefunctions. Recall indeed from the first lecture, that the connected Green functions are already encoded in the effective action. By appropriate choice of sources, the same is true here. This picture is thus ideally suited to describing both the gauge fields and the low energy (*e.g.* bound state) degrees of freedom.

Let us emphasise that in this way our large N limit collapses the quantum field theory to a form of *single particle quantum mechanics*. By far the most exciting possibility raised by this viewpoint, in our opinion, is that it may finally open the door to the solution of large N gauge theory. (Quite apart from the obvious theoretical attractions, the large N limit is expected to be accurate in practical situations *e.g.* 10% accuracy or better is expected for many quantities in $SU(3)$ Yang-Mills[12].) In these lectures, this picture lies just below the surface. Nevertheless, it was central in guiding us to the construction of a consistent flow equation.

A particular problem that has to be faced in this direction, is that a gauge invariant effective cutoff function, similarly to gauge invariant higher derivative regularisation, is not sufficient to regulate all ultra-violet divergences. One loop divergences slip through [13]. In standard perturbation theory, this problem has been cured by supplementing the higher derivative regularisation with a system of Pauli-Villars regulator (PV) fields, the action being bilinear in these fields so that they provide, on integrating out, the missing one loop counterterms⁵ [14][15]. This solution is unwieldy, but worse, the property of being

⁴ due to correlators of Wilson loops decoupling in the planar limit[7]

⁵ and of course other finite contributions

bilinear in the PV fields is not preserved by the flow: as the gauge field is integrated out higher-point PV interactions are generated. Instead, we uncover a system of regulating fields that is more natural from the exact renormalization group point of view, particularly so in the Wilson loop picture. The resulting balance of fermionic and bosonic degrees of freedom which is achieved and the simplicity of the ultra-violet cancellations, seems to hint at a Parisi-Sourlas[16] supersymmetry although, if realised in spacetime, of a most unusual kind.

At the moment our PV construction is formulated only in the large N limit. Further adjustments may be needed at finite N (perhaps involving singlet PV fields), but this investigation is left for future work.

Last but by no means least, the fact that the quantity being calculated, the effective action, is manifestly gauge invariant, suggests that we ought to be able to dispense with gauge fixing and ghosts. The gauge fixing procedure should only be necessary either because the correlators being calculated require gauge fixing for their definition or because in the usual way of performing weak coupling perturbation theory one expands around the bilinear term $\sim (d \wedge A)^2$ which in itself is not gauge invariant.⁶ We will see that it is indeed possible to explicitly maintain the gauge invariance at all stages, resulting in elegant and highly constrained relations. Some of the properties that follow are an essential component of our PV regularisation scheme.

Actually, honest non-perturbative approaches to non-Abelian gauge theory that proceed by gauge fixing, must face up to the challenging problem of Gribov copies[17]. Here, these problems are entirely avoided. Indeed we may turn the issue around, and use the present formulation, since it is already well defined without gauge fixing, to investigate explicitly the (quantum) consequences of gauge fixing and Gribov copies directly in the continuum.

In view of the novelty of the present construction, a basic test of the formalism is desirable. We computed the one loop β function, directly in the continuum[2], using entirely general cutoff functions,⁷ and preserving manifest gauge invariance at all stages. The fact that we obtained the result $\beta_1 = -\frac{11}{3} \frac{N}{(4\pi)^2}$, independently of the choice of cutoff functions is encouraging confirmation that the expected universality of the continuum limit has been successfully incorporated. The fact that it agrees with the usual perturbative result explicitly confirms that the one loop β function is free from Gribov problems, as expected.

⁶ In QED this problem appears through the fermion bilinear.

⁷ up to some basic criteria on normalisation and ultraviolet decay rates

2. Gauge invariance *versus* integrating out

As we saw in the first lecture, a basic notion of the exact renormalisation group (RG)[1][18] is the division of momenta into large and small (according to some effective scale Λ), the higher momentum modes being those that are integrated out. Indeed it is for this reason that the exact RG is sometimes known as the “momentum-space” RG. In formulating a non-perturbative RG for gauge theory, we immediately encounter the problem that this division of momenta into high and low is inherently at odds with the concept of gauge invariance [19]. This is easy to appreciate if one considers a homogeneous gauge transformation Ω acting on some matter fields $\varphi(\mathbf{x})$:

$$\varphi(\mathbf{x}) \mapsto \Omega(\mathbf{x})\varphi(\mathbf{x}) \quad .$$

Since in momentum space, $\varphi(\mathbf{p})$ is mapped into a convolution with the gauge transformation, any division into high and low momenta is seen not to be preserved by gauge transformations. Therefore, we have just two options: either

- (a) we break the gauge invariance, and seek to recover it in the limit that $\Lambda \rightarrow 0$, or
- (b) we generalise the exact RG.

Up until now, it is approach (a) that has been followed almost exclusively⁸ [19][20]. Can we follow approach (b)? As we intimated in ref.[3], despite the fact that all present forms of the continuous RG are equivalent to each other (*cf.* the first lecture), there are actually infinitely many other inequivalent exact RGs (inequivalent in the sense that they cannot be mapped into each other by a quasi-local change of variables).

A fundamental requirement of the *exact* RG that must be preserved, is that the partition function can be *exactly* rewritten in terms of some low energy effective action S and effective cutoff Λ :

$$\mathcal{Z} = \int \mathcal{D}\varphi \, e^{-S_{bare}} \tag{2.1a}$$

$$= \int \mathcal{D}\varphi \, e^{-S} \quad , \tag{2.1b}$$

where in the second line it is understood that modes have been integrated out but the low energy physics is preserved by replacing the bare action S_{bare} by an effective action S . (We suppress the Λ dependence in S here.)

⁸ Note that ref.[15] constructs a gauge invariant regulator but the (non-trivial) step to a gauge invariant flow equation is in fact missing.

We can achieve this if we ensure that an infinitesimal renormalisation group step ($\Lambda \mapsto \Lambda - \delta\Lambda$) results in a change in the integrand which is a total derivative, in other words that

$$\frac{\partial}{\partial\Lambda} e^{-S} = \frac{\delta}{\delta\varphi} \cdot \left(\Psi e^{-S} \right) , \quad (2.2)$$

for some functional $\Psi(\mathbf{x})$. (We suppress the spatial arguments. The dot stands for the spacetime integral – or ‘trace’, together with a trace over representation indices.) The present forms of the exact RG can be written in this way, for example Polchinski’s [21]:

$$\Lambda \frac{\partial}{\partial\Lambda} S = -\frac{1}{\Lambda^2} \text{tr } c' \left\{ \frac{\delta S}{\delta\varphi} \frac{\delta S}{\delta\varphi} - \frac{\delta^2 S}{\delta\varphi \delta\varphi} + 2 (c^{-1} \partial^2 \varphi) \frac{\delta S}{\delta\varphi} \right\} \quad (2.3)$$

(where φ is a scalar field, tr is the trace, $c(p^2/\Lambda^2)$ is a smooth ultra-violet cutoff profile, and prime denotes differentiation with respect to its argument), corresponds to

$$\Psi = -\frac{c'}{\Lambda^3} \left(\frac{\delta S}{\delta\varphi} + 2c^{-1} \partial^2 \varphi \right) \quad (2.4)$$

(up to a vacuum energy term discarded in ref.[21]).

Incidentally, this establishes the fact that all present forms of the exact RG correspond to reparametrizations of the partition function. Indeed, we have by (2.1b) and (2.2) that

$$\delta\mathcal{Z} = \frac{\partial\mathcal{Z}}{\partial\Lambda} \delta\Lambda = \delta\Lambda \int \mathcal{D}\varphi \left(\frac{\delta}{\delta\varphi} \cdot \Psi - \Psi \cdot \frac{\delta S}{\delta\varphi} \right) e^{-S_\Lambda} \quad (2.5)$$

is generated by the change of variables

$$\varphi(\mathbf{x}) \mapsto \varphi(\mathbf{x}) + \delta\Lambda \Psi(\mathbf{x}) \quad (2.6)$$

(the first term in (2.5) arising from the Jacobian, and the second from S).

This rather counterintuitive result, that integrating out degrees of freedom is just equivalent to a change of variables, is allowed in the continuum because we have an infinite number of degrees of freedom per unit volume. After integrating out, the reduced degrees of freedom can still be put, in a quasilocal way, in *one to one* correspondence with the original degrees of freedom.

There are a number of general uses for this observation. A distinguishing feature of (2.3) is its relative simplicity, however, in certain cases *e.g.* in considering wavefunction renormalisation, or scaling out of the (marginal) coupling, several equally appropriate, but

inequivalent, choices exist. We will not discuss these general cases further but address all further issues to our goal: a gauge invariant flow equation.

Leaving aside the issue of the ultraviolet regularisation (which will be solved later), it is easy to write down gauge invariant flow equations which preserve the partition function (2.1): from (2.6) [or directly from (2.2)] we need only choose a Ψ that transforms homogeneously. Clearly however, although all the exact RGs correspond to reparametrizations Ψ , not all reparametrizations correspond to RGs! This is an important issue to which we will return. For the usual forms of continuous RG (2.3) we can appeal, as in the first lecture, directly to derivations which manifestly show that the flow corresponds to elimination of higher momentum modes. But for the gauge invariant cases we are interested in, we know these alternative derivations are no longer possible.⁹

We take our second piece of inspiration from ref.[22]. For pure $U(1)$ gauge theory there is of course no conflict with integrating out because the gauge transformation $A_\mu \mapsto A_\mu + \partial_\mu \omega$ contains no convolution. We can thus derive that the reparametrization

$$\Psi_{\mathbf{x}}^\mu = -\frac{c'}{\Lambda^3} \left(\frac{\delta S}{\delta A_\mu} + 2c^{-1} \partial_\nu F_{\nu\mu} \right) \quad , \quad (2.7)$$

which implies

$$\Lambda \frac{\partial}{\partial \Lambda} S = -\frac{1}{\Lambda^2} \text{tr } c' \left\{ \frac{\delta S}{\delta A_\mu} \frac{\delta S}{\delta A_\mu} - \frac{\delta^2 S}{\delta A_\mu \delta A_\mu} + 2(c^{-1} \partial_\nu F_{\nu\mu}) \frac{\delta S}{\delta A_\mu} \right\} \quad (2.8)$$

(and thus the Legendre form actually used in ref.[22]), must correspond to integrating out. Although this pure $U(1)$ case is trivial, the only continuum solution being the Gaussian $S = \frac{1}{4} \int F_{\mu\nu} c^{-1} F_{\mu\nu}$, there is an important lesson that can be drawn: *we do not have to fix the gauge*. The flow equation and its solution are well defined without gauge fixing.

More or less, to generalise this solution to non-Abelian gauge theory, we only need now to covariantize (2.7), replacing partial differentials with covariant differentials. It is helpful to specialize however to a particular way of covariantizing these equations (one that was motivated by ‘pulling apart’ the two $\delta/\delta A_\mu$ ’s in (2.8) as much as possible so as to improve its ultraviolet (UV) convergence properties).

⁹ Inequivalence to Polchinski’s form can be proved, but is surely to be expected, since otherwise we would have found a local description of Yang-Mills in terms gauge *invariant* variables.

3. A gauge invariant exact RG

We write the gauge field $A_\mu(\mathbf{x}) = A_\mu^a(\mathbf{x})\tau^a$ always contracted into the generators, which are taken anti-Hermitian and in the fundamental representation. These are orthonormalised as $\text{tr}(\tau^a\tau^b) = -\frac{1}{2}\delta^{ab}$. Motivated by the completeness relation for the τ 's we define

$$\frac{\delta}{\delta A_\mu(\mathbf{x})} := -2\tau^a \frac{\delta}{\delta A_\mu^a} \quad .$$

We write the covariant derivative as $\nabla_\mu = \partial_\mu + A_\mu$, and thus the field strength as $F_{\mu\nu} = [\nabla_\mu, \nabla_\nu]$. This is important because exact preservation of the gauge invariance

$$\delta A_\mu = \nabla_\mu \cdot \omega := [\nabla_\mu, \omega] \quad (3.1)$$

ensures that the gauge field so defined, cannot renormalise. We will throughout require, as a basic tenet of the Wilsonian RG, that the effective action S is quasilocal, by which here we merely mean that there always exists a derivative expansion (to all orders). Quasilocality plus gauge invariance then implies that

$$S = -\frac{1}{2g^2} \text{tr} \int d^D x F_{\mu\nu}^2 + O(\partial^3) \quad , \quad (3.2)$$

where the coefficient of the lowest order – $O(\partial^2)$ – term serves to define the coupling constant g . (We work in Euclidean space of general dimension D .) Note thus that, around the Gaussian fixed point, since there will be no gauge fixing parameter and no ghosts, only g will require renormalisation!

We introduce the Wilson line, the path ordered exponential along some curve $\mathcal{C}_{\mathbf{xy}}$:

$$\Phi[\mathcal{C}_{\mathbf{xy}}] = P \exp \int_{\mathcal{C}_{\mathbf{xy}}} dz^\mu A_\mu(z) \quad , \quad (3.3)$$

which behaves as a parallel transport factor (for the fundamental representation). This will be drawn as a thick line with an arrow indicating the direction of index flow, as in fig.1. Where we have occasion to expand in the gauge field, as in

$$\Phi = 1 + \int_0^1 d\tau \dot{z}^\mu A_\mu(z) + \int_0^1 d\tau_2 \int_0^{\tau_2} d\tau_1 \dot{z} \cdot A(\tau_1) \dot{z} \cdot A(\tau_2) + \dots \quad (3.4)$$

(where we have parametrized the curve by $z^\mu(\tau)$, $\tau \in [0, 1]$, $\mathbf{z}(0) = \mathbf{x}$, $\mathbf{z}(1) = \mathbf{y}$), we will draw it as a thin line and indicate by blobs the position of the fields, as also shown in fig.1.

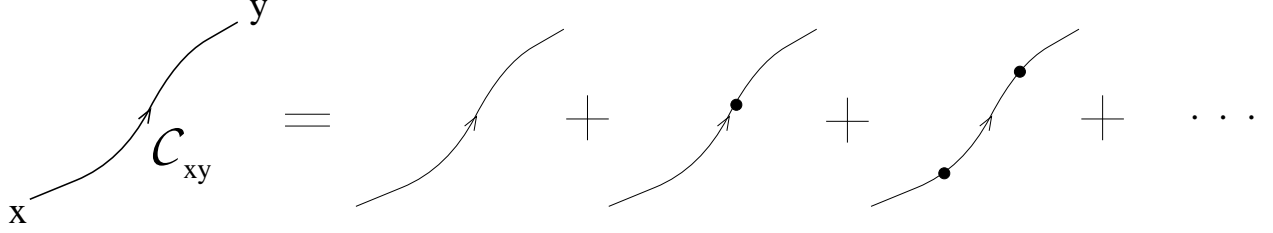


Fig.1. Diagrammatic representation of a Wilson line and its expansion.

A useful representation for gauge covariantization, will be in terms of a path integral over paths $\mathcal{C}_{\mathbf{xy}}$ from \mathbf{x} to \mathbf{y} . For two (group singlet) functionals X and Y we write

$$a_0[X, Y] = \frac{1}{2\Lambda^2} \int d^D x d^D y \int \mathcal{D} \mathcal{C}_{\mathbf{xy}} \text{tr} \left\{ \frac{\delta X}{\delta A_\mu(\mathbf{x})} \Phi[\mathcal{C}_{\mathbf{xy}}] \frac{\delta Y}{\delta A_\mu(\mathbf{y})} \Phi^{-1}[\mathcal{C}_{\mathbf{xy}}] \right\} \quad , \quad (3.5)$$

The path integral measure is normalised by

$$\int \mathcal{D} \mathcal{C}_{\mathbf{xy}} 1 = c'_{\mathbf{xy}} := \int d^D x c'(p^2/\Lambda^2) e^{i\mathbf{p} \cdot (\mathbf{x} - \mathbf{y})} \quad , \quad (3.6)$$

but is otherwise arbitrary. Geometrically, a particularly simple choice would be to take only one path, the straight line between \mathbf{x} and \mathbf{y} , in which case the measure is just multiplication by $c'_{\mathbf{xy}}$. Analytically, a nicer choice follows from the covariantization

$$a_0[X, Y] = \frac{1}{2\Lambda^2} \int d^D x \text{tr} \left\{ \frac{\delta X}{\delta A_\mu(\mathbf{x})} c'(-\nabla^2/\Lambda^2) \cdot \frac{\delta Y}{\delta A_\mu(\mathbf{x})} \right\} \quad . \quad (3.7)$$

Note the restriction in (3.5) to a pair of coincident lines of parallel transport, as represented in fig.2.



Fig.2. The ‘wine’.

(One should understand that functional derivatives sit in the open ends of the pair.) This choice is for convenience: when X and Y are path ordered exponentials, we have the

$SU(N)$ identity given in fig.3, as follows from completeness of the τ 's.

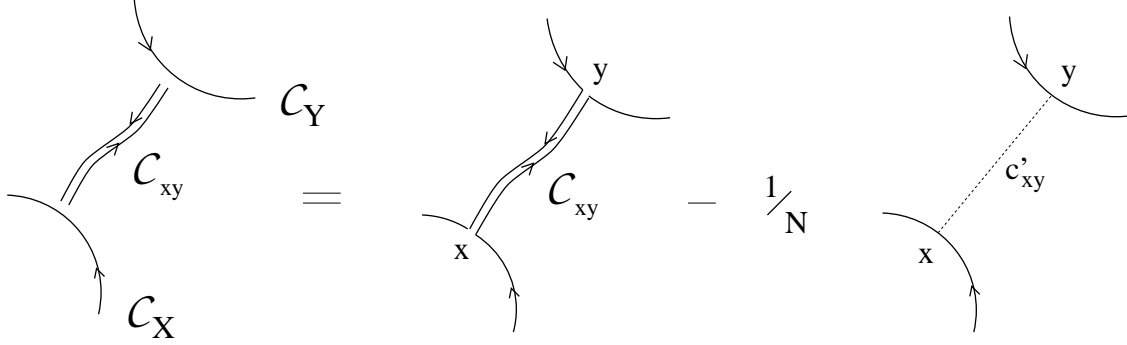


Fig.3. The completeness identity. On the r.h.s. \mathbf{x} and \mathbf{y} are integrated round the curves using $\int_{C_X} dx^\mu \int_{C_Y} dy^\mu$, and the dotted line corresponds simply to multiplication by $c'_{\mathbf{xy}}$.

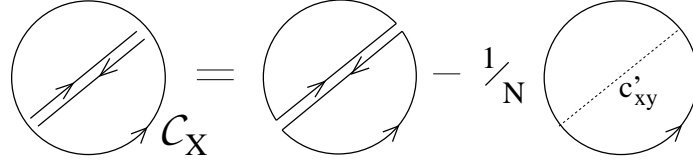


Fig.4. Graphical definition of $a_1[X]$.

Similarly, we define $a_1[X]$, where both derivatives act on the same functional as illustrated in fig.4. Since the path integral over a pair of coincident lines of parallel transport will play a central rôle in the ensuing discussion, I will refer to this unwieldy description simply as a ‘wine’ (from the concatenation W[ilson l]ine).

We can now introduce the gauge field sector of the flow equation:

$$\Lambda \frac{\partial}{\partial \Lambda} S = a_0[S, g^2 S - 2\hat{S}] - a_1[g^2 S - 2\hat{S}] + \dots \quad , \quad (3.8)$$

where \hat{S} is a gauge invariant ‘seed’ action that we choose, and the dots stand for PV contributions which will be discussed in the second lecture. This corresponds to

$$\Psi_{\mathbf{x}}^\mu = \frac{1}{2\Lambda^2} \int d^D y \int \mathcal{D} C_{\mathbf{xy}} \Phi[C_{\mathbf{xy}}] \left(g^2 \frac{\delta S}{\delta A_\mu(\mathbf{y})} - 2 \frac{\delta \hat{S}}{\delta A_\mu(\mathbf{y})} \right) \Phi^{-1}[C_{\mathbf{xy}}]$$

and thus exact preservation of the partition function: $\partial \mathcal{Z} / \partial \Lambda = 0$. Actually, in expanding $\frac{\delta}{\delta A}(\Psi e^{-S})$, there is in principle a term where the ‘wine bites its own tail’ as in fig.5. These contributions have unpleasant UV properties. We could discard these if we regularise the wine so that *e.g.* the path integral excludes paths $C_{\mathbf{xy}}$ which stray inside spheres of radius

ϵ surrounding the gauge field differentials $\delta/\delta A(\mathbf{x})$ and $\delta/\delta A(\mathbf{y})$. But such a regularization temporarily breaks the gauge invariance, and the limits $\Lambda_0 \rightarrow \infty$ (continuum limit) and $\epsilon \rightarrow 0$ need not (and in general do not) commute. Remarkably, it will turn out that our PV contributions precisely cancel all such terms.

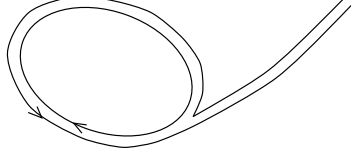


Fig.5. A wine biting its own tail.

Now note that S , and \hat{S} , have an expansion in Wilson loops:

$$S = \int \mathcal{D}\mathcal{C} \varphi[\mathcal{C}] + \frac{1}{2!} \int \mathcal{D}[\mathcal{C}_1, \mathcal{C}_2] \varphi[\mathcal{C}_1] \varphi[\mathcal{C}_2] + \dots, \quad (3.9)$$

(where we have introduced, as in fig.4, the Wilson loop $\varphi[\mathcal{C}] = \text{tr} \Phi[\mathcal{C}_{\mathbf{x}\mathbf{x}}]$, \mathcal{C} being a closed contour, \mathbf{x} some arbitrary point on it, and $\mathcal{C}_{\mathbf{x}\mathbf{x}}$ being the marked contour starting and finishing at \mathbf{x}). While this statement might seem surprising, all we are in fact asserting is that S , being a group invariant, has an expansion in traces and products of traces:

$$\begin{aligned} S = & \frac{1}{2} \int d^D x d^D y S_{\mu\nu}(\mathbf{x}, \mathbf{y}) \text{tr} A_\mu(\mathbf{x}) A_\nu(\mathbf{y}) \\ & + \frac{1}{3} \int d^D x d^D y d^D z S_{\mu\nu\lambda}(\mathbf{x}, \mathbf{y}, \mathbf{z}) \text{tr} A_\mu(\mathbf{x}) A_\nu(\mathbf{y}) A_\lambda(\mathbf{z}) \\ & + \frac{1}{4} \int d^D x d^D y d^D z d^D w S_{\mu\nu\lambda\sigma}(\mathbf{x}, \mathbf{y}, \mathbf{z}, \mathbf{w}) \text{tr} A_\mu(\mathbf{x}) A_\nu(\mathbf{y}) A_\lambda(\mathbf{z}) A_\sigma(\mathbf{w}) \\ & + \dots \\ & + \frac{1}{2!} \left(\frac{1}{2} \right)^2 \int d^D x d^D y d^D z d^D w S_{\mu\nu, \lambda\sigma}(\mathbf{x}, \mathbf{y}; \mathbf{z}, \mathbf{w}) \text{tr} A_\mu(\mathbf{x}) A_\nu(\mathbf{y}) \text{tr} A_\lambda(\mathbf{z}) A_\sigma(\mathbf{w}) \\ & + \dots \end{aligned} \quad (3.10)$$

We will require of the path integrals whatever sums and measures are necessary to reproduce these n -point vertices. As far as these lectures are concerned, the path integral over Wilson loops merely acts as a mnemonic which summarises the expected properties of the n -point vertices (much as the functional integral should strictly be regarded as doing for n -point Green functions). For example, factoring out the overall momentum conserving δ -function, we have that the one-Wilson-loop n -point vertices in momentum space are given by

$$S_{\mu_1 \dots \mu_n}(\mathbf{p}_1, \dots, \mathbf{p}_n) = \int \mathcal{D}\mathcal{C} \oint_{(1, 2, \dots, n)} \dots \oint dx_1^{\mu_1} dx_2^{\mu_2} \dots dx_n^{\mu_n} e^{-i(\mathbf{x}_1 \cdot \mathbf{p}_1 + \dots + \mathbf{x}_n \cdot \mathbf{p}_n)} \quad , \quad (3.11)$$

where the notation $(1, 2, \dots, n)$ stands for integrating round the loop while preserving the cyclical order, as illustrated in fig.6.

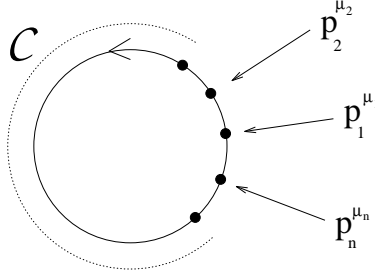


Fig.6. One-Wilson-loop n -point vertex.

From this it is clear that these n -point vertices satisfy cyclicity:

$$S_{\mu_1 \dots \mu_n}(\mathbf{p}_1, \dots, \mathbf{p}_n) = S_{\mu_2 \dots \mu_n \mu_1}(\mathbf{p}_2, \dots, \mathbf{p}_n, \mathbf{p}_1) \quad ,$$

charge conjugation invariance ($A_\mu \mapsto -A_\mu^T$ which corresponds to reversal of the direction of the Wilson loop \mathcal{C}):

$$S_{\mu_1 \dots \mu_n}(\mathbf{p}_1, \dots, \mathbf{p}_n) = (-)^n S_{\mu_n \dots \mu_1}(\mathbf{p}_n, \dots, \mathbf{p}_1) \quad ,$$

and gauge invariance:

$$-ip_1^{\mu_1} S_{\mu_1 \dots \mu_n}(\mathbf{p}_1, \dots, \mathbf{p}_n) = S_{\mu_2 \dots \mu_n}(\mathbf{p}_1 + \mathbf{p}_2, \mathbf{p}_3, \dots, \mathbf{p}_n) - S_{\mu_2 \dots \mu_n}(\mathbf{p}_2, \dots, \mathbf{p}_{n-1}, \mathbf{p}_n + \mathbf{p}_1), \quad (3.12)$$

as follows from $\delta A_\mu = \partial_\mu \omega + [A_\mu, \omega]$, or simply from direct integration of (3.11). This corresponds to a ‘push forward’ minus a ‘pull back’ of the point concerned, as in fig.7.

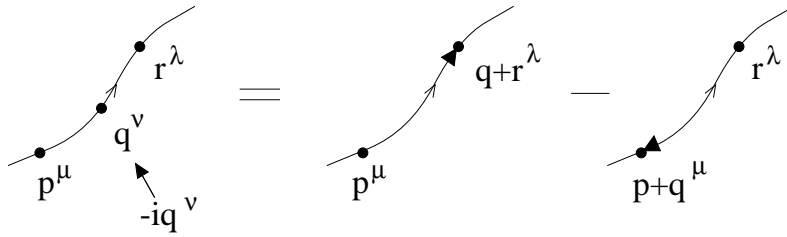


Fig.7. Graphical representation of gauge invariance identities.

While at this stage we could dispense with the Wilson loop picture – formulating everything directly in terms of vertices, we will see that, as the lectures progress, the picture becomes more and more central to understanding the properties of these equations and indeed will act as a guide to their complete construction.

Now we address the question: what is \hat{S} ? In our $U(1)$ case we have

$$g^2 S = \hat{S} = \frac{1}{4} \int d^D x F_{\mu\nu} c^{-1} (-\partial^2 / \Lambda^2) F_{\mu\nu} \quad , \quad (3.13)$$

i.e. the free Gaussian fixed point. In the non-Abelian case obviously, even at tree level, these relations are no longer possible. At first sight there appear to be many ways to generalise, for example we might insist that the first relation $\hat{S} = g^2 S$ remains true at the classical level (the $g \rightarrow 0$ limit). This fixes \hat{S} through the classical limit of (3.8). We could then determine the full quantum S through the full flow. Or else we could fix \hat{S} to be a given covariantization of the r.h.s. of (3.13). We would lose the relation $g^2 S = \hat{S}$ even at the classical level, but all of S would be determined through (3.8).

It turns out that it has to be the latter. To see this, we note that in fact, at least at the classical level, we may solve (3.8) for a quasilocal \hat{S} in terms of any quasilocal S of our choosing! Thus without further constraints on \hat{S} we can put in whatever physics (or otherwise) that we wish. The problem is that \hat{S} in these cases has hidden within it infrared regulated propagators, which at low momenta can always (by quasilocality) be Taylor expanded in p^2 / Λ^2 , but at high momenta show up as negative powers Λ^2 / p^2 in the asymptotic expansion. Therefore we need to require that \hat{S} be ultralocal in the sense that \hat{S} does not hide any infrared regulated propagators, *i.e.* the vertices do not have any negative powers in their asymptotic expansion. In fact to be completely safe we insist on ultralocality in the usual sense *i.e.* that \hat{S} contains only a *finite* sum of derivative terms. We achieve this by setting $c^{-1}(x)$ to be a polynomial in x of degree r , and define

$$\hat{S} = -\frac{1}{2} \text{tr} \int d^D x F_{\mu\nu}(\mathbf{x}) c^{-1} \left(-\frac{\nabla^2}{\Lambda^2} \right) \cdot F_{\mu\nu}(\mathbf{x}) \quad . \quad (3.14)$$

More generally we could insert a wine normalised to $c_{\mathbf{x}\mathbf{y}}^{-1} \equiv c^{-1}(-\partial^2 / \Lambda^2) \delta(\mathbf{x} - \mathbf{y})$. The extra freedom in the path integral measure amounts to allowing other higher order interactions (with a maximum number of $2r$ derivatives). Note that such an \hat{S} may thus be represented as a path integral $\int \mathcal{D}\hat{\mathcal{C}}$ over a single Wilson loop, as illustrated in fig.8.

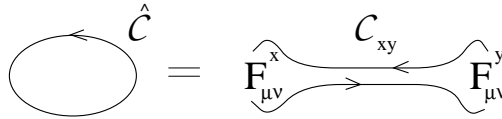


Fig.8. The Wilson loop for \hat{S} .

Its coefficient functions then follow straightforwardly:

$$\begin{aligned}\hat{S}_{\mu\nu}(p) &= \Delta_{\mu\nu}(p)/c_p \quad , \\ \hat{S}_{\mu\nu\lambda}(\mathbf{p}, \mathbf{q}, \mathbf{r}) &= \frac{2i}{c_p}(p_\nu\delta_{\lambda\mu} - p_\lambda\delta_{\mu\nu}) + (p_\lambda r_\mu - p_\mu r_\lambda)c_\nu^{-1}(\mathbf{q}; \mathbf{p}, \mathbf{r}) + \text{cycles} \quad ,\end{aligned}\tag{3.15}$$

etc. , where in the two-point vertex we set $\mathbf{p}_1 = -\mathbf{p}_2 = \mathbf{p}$, introduce the shorthand $c_p \equiv c(p^2/\Lambda^2)$ and the transverse combination $\Delta_{\mu\nu}(p) := -2(p^2\delta_{\mu\nu} - p_\mu p_\nu)$, and in the three-point vertex we introduce the one-point wine as in fig.9, and add the two cyclic permutations of $(p_\mu, q_\nu, r_\lambda)$. For the covariantization implied in (3.14), we have¹⁰

$$c_\nu^{-1}(\mathbf{q}; \mathbf{p}, \mathbf{r}) = -i(r-p)^\nu \frac{c_r^{-1} - c_p^{-1}}{q \cdot (r-p)} \quad .\tag{3.16}$$

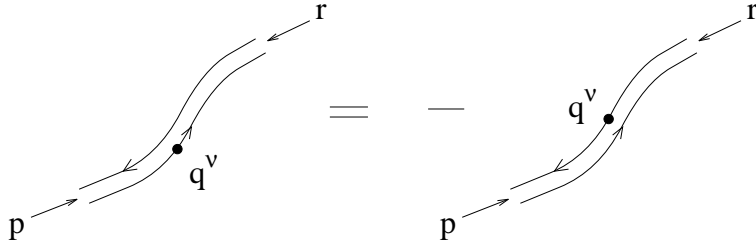


Fig.9. The one-point wine $c_\nu^{-1}(\mathbf{q}; \mathbf{p}, \mathbf{r})$.

The full flow equation (3.8) may now be written in Wilson loop representation, as illustrated in fig.10. Immediately, we see that in the large N limit, only a single Wilson loop survives. This follows through the explicit $1/N$'s in fig.10, and because in the large N limit all the gauge fields lie on one half of the threaded loops, as in fig.11. Thus in this limit the continuum solution for S may be expressed as a path integral over a single particle circulating in a loop:

$$S = P \int \mathcal{D}x \, e^{-s[\mathbf{x}] + \oint d\mathbf{x} \cdot \mathbf{A}} \quad ,$$

where we have parametrized the closed curve \mathcal{C} by $x^\mu(\tau)$, and the path integral measure e^{-s} is determined by the flow equation. Gauge theory in the large N limit, is the quantum mechanics of a single particle!

¹⁰ Note, you can see immediately that the gauge transformation $-iq^\nu c_\nu^{-1}(\mathbf{q}; \mathbf{p}, \mathbf{r})$ is as expected by fig.7. From this, one can check that the gauge transformations of (3.15) are as given in (3.12).

$$\begin{aligned}
\Lambda \frac{\partial}{\partial \Lambda} S = & \left\{ g^2 \int \mathcal{D} C_1 \mathcal{D} C_2 \left\{ \frac{\delta S}{\delta \varphi[C_1]} \frac{\delta S}{\delta \varphi[C_2]} - \frac{\delta^2 S}{\delta \varphi[C_1] \delta \varphi[C_2]} \right\} \right\} \left\{ \begin{array}{c} \text{Diagram 1: Two circles } C_1 \text{ and } C_2 \text{ connected by a double line labeled } C_{xy} \\ \text{Diagram 2: Two circles } C_1 \text{ and } C_2 \text{ connected by a dotted line} \end{array} \right. \\
& - \frac{1}{N} \left\{ \begin{array}{c} \text{Diagram 3: Two circles } \hat{C} \text{ and } C \text{ connected by a double line} \\ \text{Diagram 4: Two circles } \hat{C} \text{ and } C \text{ connected by a dotted line} \end{array} \right. \\
& - g^2 \int \mathcal{D} C \frac{\delta S}{\delta \varphi[C]} \left\{ \begin{array}{c} \text{Diagram 5: A circle } C \text{ with a diagonal double line} \\ \text{Diagram 6: A circle } C \text{ with a diagonal dotted line} \end{array} \right.
\end{aligned}$$

Fig.10. The Wilson loop representation of the flow equation. (The measure and associated functional derivative $\int \mathcal{D} C \delta/\delta \varphi[C]$ are defined together, in the obvious way.¹¹)

$$\begin{array}{c} \text{Diagram 5} \end{array} \equiv 2 \begin{array}{c} \text{Diagram 6} \end{array}$$

Fig.11. The large N limit; the no-gauge-fields half contributes $\text{tr}1 = N$.

4. The loop expansion

Now, clearly the regularisation implied by the flow equation (3.8), is intimately related to covariant derivative regularisation. But we know that such a regularisation fails at one loop. (It cures the superficial divergences of all higher loops[13].) Indeed, at one loop we

¹¹ See however the footnote in the Final Remarks.

get, as usual, effectively the functional determinant of the kernel of the bilinear term for small fluctuations $\mathbf{A} \mapsto \mathbf{A} + \delta\mathbf{A}$, *i.e.*

$$S_1 \sim \frac{1}{2} \ln \mathcal{D}\text{et}[-\nabla^2 c^{-1}(-\nabla^2/\Lambda^2)] \quad (4.1)$$

which in the UV limit $\sim \frac{1}{2} \ln \mathcal{D}\text{et}[(-\nabla^2)^{r+1}] \sim \frac{r+1}{2} \ln \mathcal{D}\text{et}[-\nabla^2]$ fares no better than the unregularised case. Since the problem now to be faced is proper regularisation, particularly at one loop, we need to scrutinise the loop (*a.k.a.* \hbar , or g) expansion.

The solution to (3.8) may be expanded as

$$S = \frac{1}{g^2} S_0 + S_1 + g^2 S_2 + \dots \quad (4.2)$$

where S_0 is the classical (tree level) solution, S_1 the one loop contribution, S_2 two loops and so on. It can be seen that the β function for g must then take the standard form,

$$\Lambda \frac{\partial g}{\partial \Lambda} = \beta_1 g^3 + \beta_2 g^5 + \dots \quad .$$

Substituting these equations into (3.8), we obtain

$$\Lambda \frac{\partial}{\partial \Lambda} S_0 = a_0 [S_0, S_0 - 2\hat{S}] \quad (4.3)$$

$$\Lambda \frac{\partial}{\partial \Lambda} S_1 = 2\beta_1 S_0 + 2a_0 [S_0 - \hat{S}, S_1] - a_1 [S_0 - 2\hat{S}] \quad (4.4)$$

$$\Lambda \frac{\partial}{\partial \Lambda} S_2 = 2\beta_2 S_0 + 2a_0 [S_0 - \hat{S}, S_2] + a_0 [S_1, S_1] - a_1 [S_1] \quad , \quad (4.5)$$

etc. The two-point solution of the classical flow equation (4.3), is

$$S_{\mu\nu}^0(p) = \Delta_{\mu\nu}(p)/f(p^2/\Lambda^2)$$

by gauge invariance and dimensions. We require $f(0) = 1$ so as to be consistent with (3.2) in the $g \rightarrow 0$ limit. This fixes the solution uniquely to be $f = c$, and thus

$$S_{\mu\nu}^0 = \hat{S}_{\mu\nu} \quad . \quad (4.6)$$

Since by (3.2), $S_{\mu\nu}(p) = 1/g^2 \Delta_{\mu\nu}(p) + O(p^3)$, we have

$$S_{\mu\nu}(p) = \frac{1}{g^2} S_{\mu\nu}^0(p) + O(p^3)$$

which implies by (4.2), *that the $O(p^2)$ component of all the higher loop contributions $S_{\mu\nu}^n(p)$, must vanish.* This determines the β -function. For example, in solving (4.4) for the one-loop two-point vertex $S_{\mu\nu}^1(p)$, we have that the a_0 term vanishes by the equality (4.6). At $O(p^2)$, the l.h.s. of (4.4) vanishes, while the one loop contribution $a_1[S_0 - 2\hat{S}]$ ($\sim \Delta_{\mu\nu}(p)$ by gauge invariance) is generically non-zero. That leaves only $2\beta_1 S_{\mu\nu}^0(p)$ to balance this contribution, fixing β_1 . The higher β_i follow similarly.

Most of our discussion has centred on Wilson loop pictures. We do not want to give the impression that corresponding concrete realizations are missing however! In fact these pictures translate directly into Feynman diagrams. Thus for example, the classical two-point vertex satisfies the diagrams in fig.12 (from (4.3) and the top two lines of fig.10).

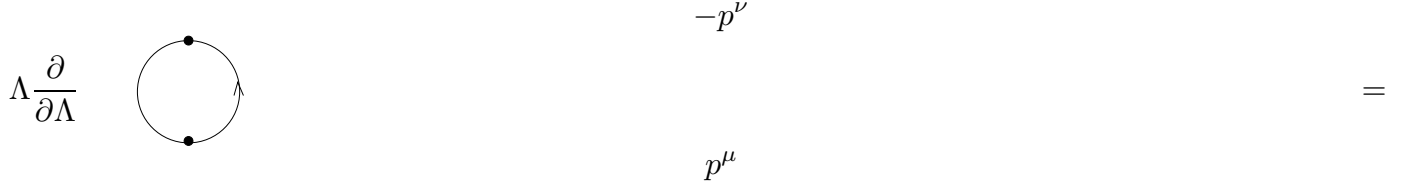


Fig.12. Feynman diagrams for the two-point vertex.

Here we have put a caret in the Wilson loop that belongs to \hat{S} . The translation rule is just that we must place the points and their associated momenta in all places on the composite Wilson loop, while preserving the cyclic order. Since one-point vertices vanish,¹² we must have at least one blob per lobe. We see that we just have a product of two two-point vertices connected by a wire, which since it has no gauge fields on it, is just given by $c'_p/(2\Lambda^2)$ from (3.5) and (3.6). Thus,

$$\Lambda \frac{\partial}{\partial \Lambda} S_{\mu\nu}^0(p) = \frac{1}{2\Lambda^2} c'_p \left[S_{\mu\lambda}^0(p) - 2\hat{S}_{\mu\lambda}(p) \right] S_{\lambda\nu}^0(p) + (p_\mu \leftrightarrow -p_\nu) \quad , \quad (4.7)$$

which, as already stated, is solved by (4.6) with (3.15).

At the three point level, we have the diagrams of fig.13. Here we have used the relation (4.6), which results in some diagrams cancelling each other, and in particular ensures that

¹² for a whole host of reasons: Lorentz invariance plus gauge invariance or momentum conservation, or charge conjugation (loop reversal) invariance

the three point vertex depends only on n -point seed vertices and already-solved lower-point vertices. It is easy to see that this feature holds for all higher point vertices.

$$\Lambda \frac{\partial}{\partial \Lambda} \quad \text{[Feynman diagram: a circle with three dots on its circumference, representing a loop with three external vertices]} \quad = -2$$

Fig.13. Feynman diagrams for the three-point vertex. The r.h.s. should be summed over cyclic permutations of the momentum labels.

We can immediately integrate to give

$$S_{\mu\nu\lambda}^0(\mathbf{p}, \mathbf{q}, \mathbf{r}) = \int_{\Lambda}^{\infty} \frac{d\Lambda_1}{\Lambda_1^3} \left\{ c'_r \hat{S}_{\mu\nu\alpha}(\mathbf{p}, \mathbf{q}, \mathbf{r}) \hat{S}_{\alpha\lambda}(r) + c'_\nu(\mathbf{q}; \mathbf{p}, \mathbf{r}) \hat{S}_{\mu\alpha}(p) \hat{S}_{\alpha\lambda}(r) + \text{cycles} \right\} + \Delta_{\mu\nu\lambda}(\mathbf{p}, \mathbf{q}, \mathbf{r}) \quad . \quad (4.8)$$

It should be understood that in the curly brackets we replace Λ with Λ_1 . The one-point wine is given by replacing $c^{-1} \mapsto c'$ in (3.16). In principle the top limit would be Λ_0 , the bare cutoff scale, but by quasi-locality and dimensions the integrands have expansions in $(\text{momenta})^2/\Lambda_1^2$, so the continuum limit $\Lambda_0 \rightarrow \infty$ exists. We only have the freedom to add an integration constant $\Delta_{\mu\nu\lambda}(\mathbf{p}, \mathbf{q}, \mathbf{r})$, which can depend on momenta but not on Λ . However even this freedom is illusory: we see from (4.8) that $\Delta_{\mu\nu\lambda}$ is the three-point part of $\lim_{\Lambda \rightarrow \infty} S^0$, which latter is fixed by (3.2) to be $-\frac{1}{2} \int d^D x F_{\mu\nu}^2$.

Even though the formalism guarantees it, it is remarkable to see that (4.8), and the higher n -point solutions, explicitly yield manifestly gauge invariant integrals over momentum scales: applying a gauge transformation (3.12), $\Delta_{\mu\nu\lambda}$ transforms into differences of the elementary two-point vertex $\Delta_{\mu\nu}$; the terms in braces collapse to those on the r.h.s. of (4.7), as is clear from figs.13, 7, and 12; the integral thus becomes exact, the top limit cancelling the $\Delta_{\mu\nu}$ contributions and the bottom limit giving the required differences of $S_{\mu\nu}^0$ – the gauge transform of $S_{\mu\nu\lambda}^0$.

Now we address the question we have left hanging since the beginning of the lecture. How do we know we are integrating out? In what sense are higher momentum modes being suppressed? Unlike continuum solutions of (2.3) for example (*e.g.* the loop-wise solution for $\lambda\varphi_4^4$ theory), here the three point and all higher point vertices *diverge* in the limit of large momenta (*i.e.* large compared to Λ). In fact, given that the regularised two-point vertex diverges (as it must), the gauge invariance relations (3.12) *insist* that the higher

point vertices diverge also. However by judicious choice of flow equation, as here, these higher point vertices diverge slower than the two-point vertex in the following sense: For fixed momenta and $\Lambda \rightarrow 0$, we rescale the fields $A_\mu(\mathbf{p}) \mapsto A_\mu(\mathbf{p})\sqrt{c_p}$ so as to normalise the kinetic term (temporarily mangling the gauge invariance). The three-point vertex has two kinematic regimes: one controlled by the gauge relations (3.12) (which holds for example when all three momenta are colinear) where $pS_{\mu\nu\lambda}^0 \sim S_{\mu\nu}^0$, and a ‘transverse’ regime which from (4.8) at least diverges no worse than this. Thus $S_{\mu\nu\lambda}^0 c^{3/2}(p) \sim p\sqrt{c_p} \rightarrow 0$ as $\Lambda \rightarrow 0$ showing that, as required, modes of any fixed momentum, are suppressed completely in this limit.

Finally, we take a brief look at one loop. The diagrams for the two-point contribution are displayed in fig.14.



Fig.14. The one-loop two-point diagrams. The Wilson loop stands for $\Sigma = 2\hat{S} - S_0$. The $1/N$ contributions cancel each other and the two $p_\mu \leftrightarrow -p_\nu$ permutations combine, after use of symmetries and flow equations. Translating the Feynman rules, we thus have

$$2\frac{N}{\Lambda^2} \int \frac{d^D k}{(2\pi)^D} \left\{ c'_k \Sigma_{\alpha\mu\alpha\nu}(\mathbf{k}, \mathbf{p}, -\mathbf{p}, -\mathbf{k}) + c'_\mu(\mathbf{p}; \mathbf{k} - \mathbf{p}, -\mathbf{k}) \Sigma_{\alpha\nu\alpha}(\mathbf{k}, -\mathbf{p}, -\mathbf{k} - \mathbf{p}) \right. \\ \left. + \Sigma_{\alpha\alpha}(k) c'_{\mu\nu}(\mathbf{p}, -\mathbf{p}; \mathbf{k}, -\mathbf{k}) \right\} , \quad (4.9)$$

and recalling the discussion on β_1 , this must equal $2\beta_1 \Delta_{\mu\nu}(p) + O(p^3)$. We know (4.9) is transverse by gauge invariance. Indeed contracting with $p_\mu p_\nu$, it is straightforward to show that the above collapses to

$$2\frac{N}{\Lambda^2} \int \frac{d^D k}{(2\pi)^D} \left\{ c'_{\mathbf{k}+\mathbf{p}} \hat{S}_{\alpha\alpha}(\mathbf{k} + \mathbf{p}) - c'_k \hat{S}_{\alpha\alpha}(k) \right\} , \quad (4.10)$$

which of course vanishes after shifting the momenta.

As it stands however, the k integral in (4.9) is, in $D = 4$ dimensions, quadratically divergent. (The same is true for the higher-point vertices.) You might think that gauge invariance plus dimensions implies that the divergence would be at worst logarithmic, but the coefficients are *not* constrained by such ‘power counting’: we obtain many extra powers of momenta balanced by factors of $1/\Lambda$. This makes life complicated. In fig.15 we show two examples of one-loop contributions, where we have expanded the composite Wilson loops

in fig.14. In the first example the top lobe is the classical three-point function (expanding to fig.13). Its dependence on p is thus not even polynomial. In the second example, we see that the gauge invariance restriction to transverse $\sim \Delta_{\mu\nu}(p)$, has no effect on the UV divergence $\sim \hat{S}_{\mu\alpha}(p)\hat{S}_{\alpha\nu}(p) \int d^D k/k^2$.




Fig.15. Two divergent one-loop contributions in (4.9).

We can try to avoid our conclusions about the one-loop failure of higher derivatives (4.1), by carefully balancing new higher-point interactions (without modifying the rank of c^{-1}), which in this context can be introduced ultralocally in \hat{S} or quasilocally in the wine. Since the worst divergence is quadratic, its coefficient must be gauge invariant. If this is cancelled by these modifications, then the worst divergence is logarithmic with a gauge invariant coefficient, which we again seek to cancel by appropriate modifications. In fact, these requirements of locality leave us very little choice over the modifications and following this route we succeeded in ensuring one-loop finiteness of the two-point vertex to all orders in p . The problem is that this makes matters worse for the three and higher point vertices, and in any case convergence at higher loops is unclear. It could well be that there is no solution along these lines. At any rate we were persuaded to embark on a search, using Pauli-Villars ideas, for a simpler, more natural, regularisation. This will be described in the third and final lecture.

5. Pauli-Villars regularisation

The basic idea is to introduce an action bilinear in some PV fields $S_B \sim \int \bar{B} \mathcal{P} B$ so that on integrating them out, the partition function is modified to

$$\mathcal{Z} \sim \int \mathcal{D}A \mathcal{D}\text{et}^{j/2} \mathcal{P} e^{-S} , \quad (5.1)$$

where j is the (signed) number of PV fields (minus for bosons). The kernel \mathcal{P} is chosen so that the resulting one-loop divergences cancel those left by the covariant higher derivative

regularisation [14][15]. As is well known, a one-loop contribution $\sim \ln \mathcal{D}\text{et}\mathcal{P}$ can (again) be represented as a path integral for a particle circulating in a loop. But we cannot simply redefine the effective action $S \mapsto S - \frac{i}{2} \ln \mathcal{D}\text{et}\mathcal{P}$, because the second term is divergent. If it is really true (as it seems) that effective gauge theory cannot be regularised without such PV contributions, then this says something important: exact gauge invariance at the effective level requires the existence of a measure term which is not separately well-defined (only the kernel \mathcal{P} being well-defined).

This idea of bilinear PV fields however is not so neat in practice¹³ [14][15], nor can the property of bilinearity be preserved in this context, as illustrated in fig.16.

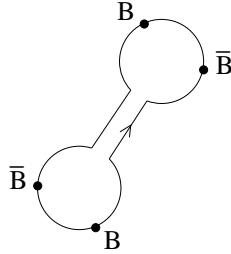


Fig.16. A four-point PV interaction generated on integrating out the gauge fields. Note especially that the extra interactions generated in this way by the flow, generically will not properly regularise the theory at the effective scales $\Lambda < \Lambda_0$. We must face up to the problem of multipoint PV interactions with, as we have seen, little help from power counting arguments!

Working purely on a heuristic level, let us recall that Pauli-Villars regularisation usually works as follows. We want to replace the propagator, which for the gauge fields is $\sim (\Delta_{\mu\nu}/c)^{-1}$, by a subtracted propagator

$$\sim (\Delta_{\mu\nu}/c)^{-1} - (\Delta_{\mu\nu}/c + \Lambda^2 \delta_{\mu\nu})^{-1} \quad . \quad (5.2)$$

The idea is that in the UV limit the two propagators cancel, making UV finiteness obvious, while at energies much lower than the cutoff Λ , only the original propagator survives. The second propagator will be provided by vector PV fields. To cancel the one loop determinant (4.1) from A_μ , they must be fermions and to avoid being symmetrized away, complex. But this is not the end of the story, because the original propagator lives only in the transverse

¹³ complications arise from higher-loop ‘overlapping’ divergences

space whereas the second propagator has a point-like longitudinal contribution $\delta_{\mu\nu}/\Lambda^2$ with bad UV properties. Therefore we regularise this term with higher derivatives:

$$S_B \sim \text{tr} \int \bar{B}_\mu (\Delta_{\mu\nu}/c + \Lambda^2 \delta_{\mu\nu}/\tilde{c}) B_\nu \quad (5.3)$$

($\tilde{c}(0) > 0$), where \tilde{c}^{-1} is a polynomial in p^2/Λ^2 of rank \tilde{r} , with $\tilde{r} < r+1$ so as not to disturb the cancellation properties of (5.2). But covariantized, these higher derivatives will once again not succeed just as c^{-1} failed in the transverse sector. Therefore we need to subtract from the longitudinal part of the \bar{B} - B propagator another purely longitudinal term, which can be generated by

$$S_C \sim \frac{1}{2} \text{tr} \int \nabla_\mu C (\Lambda^2/\tilde{c}) \nabla_\mu C + \sigma \Lambda^4 C^2 \quad , \quad (5.4)$$

where C is a boson and for the same reasons as before we give it a mass of order the cutoff. Now the propagators are well regulated and effectively appear as

$$\sim \left(\frac{\Delta_{\mu\nu}}{c} \right)^{-1} - \left(\frac{\Delta_{\mu\nu}}{c} + \Lambda^2 \frac{\delta_{\mu\nu}}{\tilde{c}} \right)^{-1} + p^2 \delta_{\mu\nu} \left(\frac{\Lambda^2}{\tilde{c}} p^2 + \Lambda^4 \sigma \right)^{-1} \quad , \quad (5.5)$$

where the $p^2 \delta_{\mu\nu}$ numerator on the C - C contribution appears through its derivative interactions.

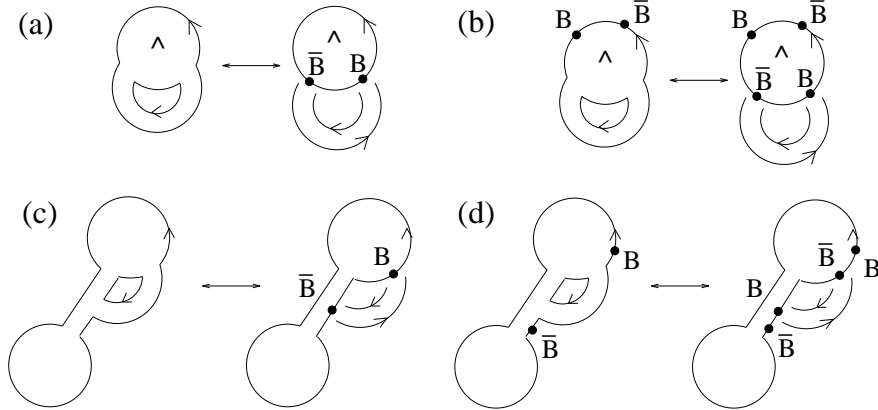


Fig.17. Building PV regularised ‘propagators’ via pair-wise cancellations.

Now, in order for such a regularisation to work we need at least one ‘propagator’ (actually wine) in every loop to match up as (5.5). It is easy to see that this implies that the seed action and the wines must be ‘peppered’ with $\bar{B} B$ pairs to all orders. Thus consider loops formed from a wine and \hat{S} . Working to all orders in A , we see, as in fig.17a, that we must have pair-wise cancellation with a $\bar{B} B$ vertex, constructed from \hat{S} by replacing two A ’s

by a $\bar{B} B$ pair. This implies, since the wine can catch any gauge field, that there better be a similarly constructed $(\bar{B} B)^2$ vertex as we see in fig.17b, and so on; similarly for the wines (figs.17c and d). Note that the order, with B always following \bar{B} , is forced on us *e.g.* we cannot have $B B$ vertices constructed in this way from \hat{S} , because they vanish by conflict of Bose/Fermi symmetries.

There are problems with this approach however. Since the wine can bite anywhere, we will get B s following B s round corners where a wine joins a Wilson loop (ditto \bar{B} s). This is a problem because the $1 \leftrightarrow 1$ matching will then fail: we can make more loops with \bar{B} - B s in, than equivalent A loops. It is also in conflict with our Wilson loop picture: a pair of adjacent B s mark a corner, which makes no sense if they are merely ‘decorating’ an underlying fluctuating loop. Finally, the effective degrees of freedom of A , B and C , which are $D - 1$, $-2D$ and 1 respectively, all $\times(N^2 - 1)$, do not match. Here we have noted that the gauge field only communicates through its transverse degrees of freedom [*cf.* (5.5)], while B has no such constraint, is complex and with wrong sign statistics. We would have expected the degrees of freedom to cancel, reflecting our required almost-perfect cancellation at high energies (5.5).

All these problems are solved by the following idea. We take the hint from the counting argument, and double the gauge group to $SU(N) \times SU(N)$. The original gauge and longitudinal PV field will be written A_μ^1 and C^1 . We introduce A_μ^2 and C^2 belonging to the second $SU(N)$. We place B_{j2}^{i1} in the ‘middle’, fundamental with respect to $SU_1(N)$ and complex conjugate fundamental in $SU_2(N)$ (thus oppositely for \bar{B}_{j1}^{i2}). This way B must follow \bar{B} and *vice versa*, by group theory *cf.* fig.18.

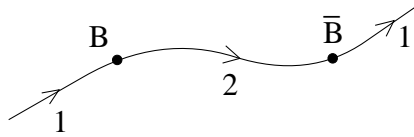


Fig.18. Group theory forces \bar{B} s to follow B s.

The degrees of freedom of A_μ^i , B_μ and C^i , *viz.* $2(N^2 - 1)(D - 1)$, $-2N^2D$ and $2(N^2 - 1)$ respectively, now cancel as expected – at leading order in large N . At finite N the counting argument suggests that we need some group-singlet PV bosons D_μ . It makes sense however to solve first the $N = \infty$ case, and in fact from here on we will describe only this case.

Now everything falls into place. In the large N limit every loop appears in two flavours, whose UV limits should pairwise cancel *cf. e.g.* fig.19: by group theory, the wine in the first diagram of fig.19 carries A^1 or C^1 , while the wine in the second must be $\bar{B}-B$.

$$2 \begin{array}{c} \text{1} \\ \curvearrowright \\ \text{1} \end{array} - 2 \begin{array}{c} \text{1} \\ \curvearrowright \\ \text{B} \end{array} \begin{array}{c} \bar{B} \\ \curvearrowright \\ \text{2} \end{array}$$

Fig.19. Pairwise cancellation in the large N limit.

(For clarity, we mark the position of the B and \bar{B} attachments.) This in turn suggests that ‘2’-type Wilson loops count negatively, which in turn would imply a wrong sign A^2 action. Actually this has to be the case if pairwise cancellation is to work, as we now show.

Since the two diagrams in fig.20a must pairwise cancel (in the UV limit), the two wines in fig.20b must have opposite signs.¹⁴ The two diagrams in fig.20c are both positive because they each contain two actions and two wines of the same flavour. Since each of these two diagrams must be cancelled pairwise by attaching a $\bar{B}-B$ wine respectively to each of the two diagrams in fig.20d, we conclude that the pair in fig.20d must have the same sign. But since the A^1 action in fig.20d must be positive, and by fig.20b, the two wines have opposite signs, this implies that the A^2 action is negative.

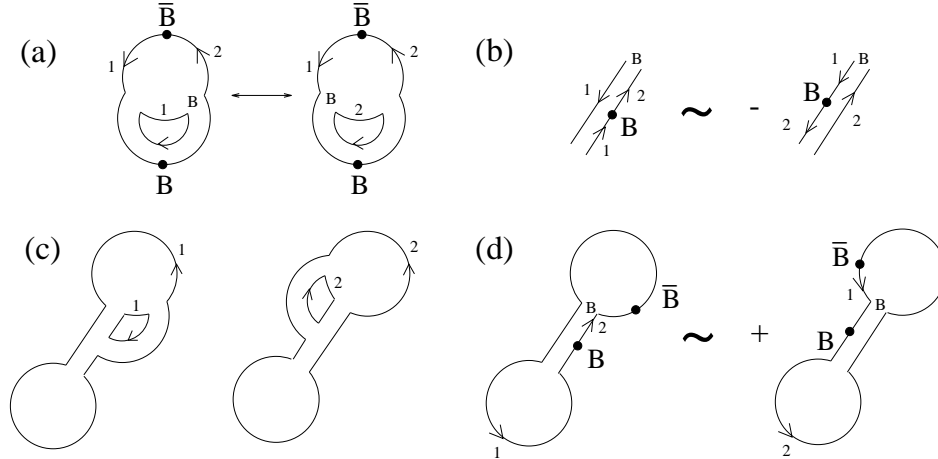


Fig.20. Demonstrating that $S^{(2)}$ must have the wrong sign.

The wrong sign $\hat{S}^{(2)}$ (and corresponding A^2 wine) is not as bad as it might seem at first sight. A^1 and A^2 only talk to each other through the massive B fields, thus at energies

¹⁴ Signs are referred to a ‘canonical’ Fermi ordering, *e.g.* \bar{B} before B , B before $\delta/\delta B$, *etc.*

much less than Λ we obtain two decoupled pure gauge theories – the physical $SU_1(N)$ and an unphysical $SU_2(N)$. Furthermore, it can be shown that these changes of sign in the ‘2’ sector are equivalent as far as this sector is concerned, to changing the sign of g^2 . Thus even in the ‘2’ sector the loop expansion to all orders is well-defined. Therefore if any instability is communicated to the A^1 sector, it can do so only at the non-perturbative level.

The fact that the diagrams of fig.20d both have the same sign, illustrates an important general consequence: the sign of a composite Wilson loop cannot depend on where around the loop the cyclically ordered B s and \bar{B} s are placed. Indeed if the sign were to change on moving, say, a B from a wine to an adjacent lobe, then one of the two diagrams cannot cancel its partner. Again, it also has to be true if we take seriously the underlying one-particle picture.

By ‘injecting’ extra $\bar{B} B$ pairs, as in fig.21, and dragging them into the rest of the loop we can thus determine the signs of all higher point $\bar{B} B$ interactions.

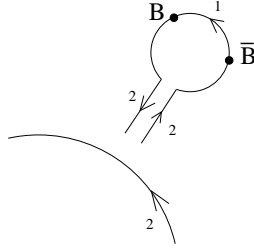


Fig.21. ‘Injecting’ a $\bar{B} B$ pair.

The requirement of pairwise cancellations fixes uniquely all the signs (up to global changes of sign via $B \mapsto -B$, or $\bar{B} \mapsto -\bar{B}$), and the result can be expressed non-perturbatively in the B fields, by introducing the ‘peppered’ Wilson line

$$\Phi[C] = P \exp \left\{ \int_{\tau_1 < \tau_2} d\tau_1 d\tau_2 \dot{z} \cdot \bar{B}(\tau_1) \dot{z} \cdot B(\tau_2) + \int d\tau \dot{z} \cdot A \right\} ,$$

where the path ordering is done with respect A and non-overlapping pairs of $\bar{B} B$, and the flavour A^i should be chosen according to group theory, *i.e.* as in fig.18.

The normalisations of the wines [*cf.* (3.6)] are fixed by the requirement that the kinetic terms (5.3), (5.4) are reproduced in \hat{S} and S^0 [via the analogue of (4.3)]. Thus it turns out that the \bar{B} - B wine covariantizes $K_{\mu\nu}^p$, where $K_{\mu\nu}^p = \delta_{\mu\nu} K_p + \frac{p_\mu p_\nu}{\Lambda^2} L_p$, with

$$K(x) = \frac{d}{dx} \left(\frac{x\tilde{c}c}{x\tilde{c} + c} \right) \quad \text{and} \quad xL(x) = \frac{d}{dx} \left(\frac{x^2\tilde{c}^2}{x\tilde{c} + c} \right) ,$$

while the C - C wine covariantizes M_p , where

$$xM(x) = \frac{d}{dx} \left(\frac{x^2 \tilde{c}}{x + \sigma \tilde{c}} \right) \quad .$$

These have the nice cancellation properties we required, with $K \sim c'$ and $L \sim M \sim (x\tilde{c})'/x$ at large x . Actually, this does not fix the normalisation of the ‘mixed’ wines such as those in fig.20b. They get fixed by their interaction with the C sector.

Recall from (5.5), that the C terms are needed to UV cancel the longitudinal part from \bar{B} - B . We almost do not need them because we can add the longitudinal contribution directly into the A - A wine, augmenting

$$c' \delta_{\mu\nu} \mapsto c'_{\mu\nu} := c' \delta_{\mu\nu} + \frac{p_\mu p_\nu}{\Lambda^2} L \quad . \quad (5.6)$$

This way the longitudinal cancellation is even exact, not just in the UV limit. The addition of this term does not affect the gauge field contributions, *e.g.* the ones considered in the first lecture, because on covariantizing, the longitudinal wine has at each end $\nabla_\mu \cdot \delta/\delta A_\mu$ which, acting on any pure gauge part of the action, vanishes, by gauge invariance. More generally, such a longitudinal wine drifts to the nearest obstruction, as illustrated in fig.22.



Fig.22. A drifting longitudinal wine. Note the loss of ∇ on the r.h.s. (*cf.* also fig.7.)

You might think that peppered B s and \bar{B} s count as obstructions but this is not the case. After all interactions are properly peppered, the longitudinal wine sails through B fields in the same way that it sails through gauge fields. This is an important ingredient: many contributions with longitudinal wines would otherwise fail to converge. Consider for example that of fig.23. This has a contribution where the left lobe is constructed from peppering $\hat{S}^{(1)}$, and whose UV behaviour goes as c_k^{-1}/k^2 , and where the right lobe comes from the \tilde{c}^{-1} part of (5.3). By fig.22, L 's attachment to the left lobe drifts up to the K wine and down to \bar{B} . The first case is finite, because a vertex with touching wines diverges at worst linearly. The second case leads naïvely to an (in $D = 4$ dimensions) overall cubic divergence: $c_k^{-1}/k^2 c'_k \tilde{c}_k^{-1} k L_k \sim O(1/k)$. Furthermore, there is no pairwise cancelling partner, because there is no A analogue of the \tilde{c}^{-1} part of (5.3). Fortunately

after taking into account the other pepperings of fig.23, the \bar{B} and B obstructions are exactly cancelled, leaving L to drift round the left lobe until it meets the K wine from the other direction, which contribution is again finite.

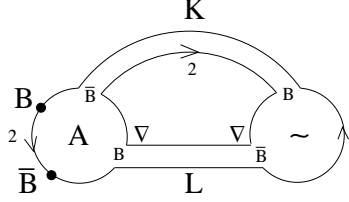


Fig.23. A potentially divergent contribution. The A in the left lobe signifies the peppered $\hat{S}^{(1)}$ half of the B seed-action, and the \sim in the right lobe the \tilde{c}^{-1} part.

For these reasons, it may not actually be necessary to include a longitudinal cancelling contribution (5.6) in the A – A wine at all. Here we will stick rigorously to the pattern suggested in (5.5). We do need C – C contributions however, to UV cancel \bar{B} – B L -type attachments to the \tilde{c}^{-1} part of (5.3). Cases where only one end attaches in this way are cancelled with a mixed wine obtained by replacing one $\nabla_\mu \cdot \delta/\delta A_\mu$ [in the covariantization of (5.6)] by $\delta/\delta C$. Then we require a pairwise cancellation for diagrams where this mixed wine attacks (5.4). These will follow from the \tilde{c}^{-1} part of (5.3) by replacing \bar{B}_μ by $\nabla_\mu C$ and replacing one A in the covariantization, by \bar{B} , *etc.* Now consider the one-loop diagram formed as in fig.24a, where the tree-level wine eats the gauge field in $\nabla_\mu C$.

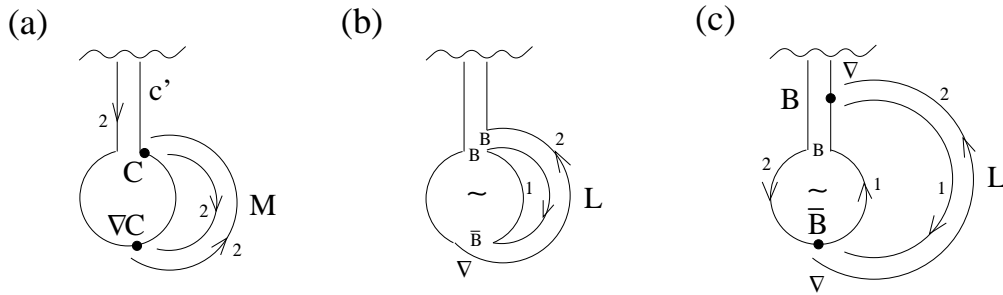


Fig.24. Fixing mixed wine normalisations.

This is quadratically divergent with a coefficient proportional to the A – A wine and all that lies above it. Its partner turns out to be fig.24b, which is the ‘back-slide’ of fig.24c (using the effect of fig.22). These UV cancel if and only if the first mixed B wine in fig.20b is a peppered A – A wine (and thus in particular normalised to c'). Similar arguments fix all

the other mixed wines. These choices have a wonderful side effect: the exact cancellation of the wine pairs in fig.5 (where the inner loop is chosen ‘1’, then ‘2’).

We have worked out all the interactions necessary to implement the idea of (5.5). UV finiteness is sufficiently obvious that it can be read from the diagrams, and follows to all orders by pairwise cancellations and/or by gauge invariance. It is remarkable how little freedom is available in the choice of interactions once the initial ideas are in place, and how at crucial points, *e.g.* in regularizing fig.23 or cancelling fig.5, the formalism saves the day. Taken together with the cancellation of degrees of freedom, it suggests to us that we have built from the bottom up a structure which is essentially controlled by supersymmetry. Given the wrong statistics of B , this must be of the Parisi-Sourlas type[16], but given the different gauge representations of A^i , B and C^i it cannot be normal. We suspect that if it exists at all in the normal sense, it does so only on the ‘world-line’ of the underlying particle picture.

The classical and higher-loop solutions may now be worked out as previously. There is an extra wrinkle however. Consider the classical $\bar{B} A^1 B$ vertices. We have a set of contributions to the flow in a similar way to fig.13, which again may immediately be integrated to give equations similar to (4.8). However this time the analogous integration constants are not determined uniquely: instead, they may contain an arbitrary amount of

$$\text{tr} \int \bar{B}_\mu F_{\mu\nu}^1 B_\nu \quad , \quad (5.7)$$

this vertex being clearly consistent with the required constraints of Λ independence, dimensions, charge conjugation, Poincaré and gauge invariance. Furthermore, its undetermined dimensionless coefficient, call it γ , signals, by power counting, the possibility of a log divergence in the Λ integral $\sim \int^\infty d\Lambda_1/\Lambda_1$, proportional to (5.7). This we indeed find, so γ must have an infinite part in order to cancel this and ensure a finite continuum solution. All this in integrating over Λ , and at the classical level! A similar situation arises with the C vertices. The net result is that we can put ∞ as the upper limit, and take the extra parameters finite, together with a precise prescription for throwing away all divergences from Λ integrations. All physical quantities, being universal, must anyway be independent of the value of these new integration parameters. This can be verified: for example the term proportional to γ^2 which contributes to β_1 , turns out to simplify to the total derivative

$$\propto \int_0^\infty dx \frac{d}{dx} \frac{x^2 \tilde{c}^2 c (8x\tilde{c} + c)}{(x\tilde{c} + c)^2} = 0 \quad .$$

There is a further subtlety in the quantum corrections, which is best explained by a model example. Consider the $D = 4$ dimensional integral

$$\int d^4k \left\{ \frac{1}{k^2 + \Lambda^2} - \frac{1}{|\mathbf{k} + \mathbf{p}|^2 + \Lambda^2} \right\} . \quad (5.8)$$

These sort of cancelling divergent terms are generic, often as a consequence of gauge invariance [*cf. e.g.* the discussion of fig.23, and (4.10)]. Expanding to $O(p^2)$, we obtain

$$\int d^4k \left\{ \frac{p^2}{(k^2 + \Lambda^2)^2} - 4 \frac{(\mathbf{p} \cdot \mathbf{k})^2}{(k^2 + \Lambda^2)^3} \right\} .$$

By rotation invariance we may replace $(\mathbf{k} \cdot \mathbf{p})^2$ by $k^2 p^2 / 4$, so the above simplifies to

$$\Lambda^2 p^2 \int d^4k \frac{1}{(k^2 + \Lambda^2)^3} , \quad (5.9)$$

a manifestly positive convergent answer, from a vanishing integral (5.8)! Where have we gone wrong? (5.8) is finite *but ambiguous*. (5.9) may be cast as a total derivative but with a finite surface term. Generally, in situations where PV ideas are used, we must first *pre-regularise* [14][15]. We do not need to subtract with respect the pre-regulator: there are no overall divergences, nevertheless the integrals need defining carefully. Providing we preregularise in a way that allows shifts in momenta, gauge invariance will be preserved.

Finally, we sketch the calculation of β_1 . We preregularise with dimensional regularisation: because there are no overall divergences, a general dimension D will suffice to separate and discard total derivatives. We compute the classical solutions up to four-point functions, directly in the continuum (as in (4.8) and above), and substitute this into (4.9) together with the analogous PV contributions. We keep $c(x)$ and $\tilde{c}(x)$ general except that $c(0) = 1$ and $\tilde{c}(0) \neq 0$, while for large momenta they go as powers, $\propto x^{-r}$ and $\propto x^{-\tilde{r}}$. Also, it can be shown that for full regularisation (in $D = 4$) we need $r > \tilde{r} > 1$. We expand to $O(p^2)$. This gives $2\beta_1 \Delta_{\mu\nu}(p)$, defining β_1 , as discussed in the first lecture. We find amongst other things, many nested Λ integrals. Working from the inside out, after appropriate combinations, each Λ integral becomes a total derivative and may be integrated exactly, and/or may be cast as a total derivative for the k integral. In this way, the k integral also turns out to be a total derivative in $D = 4$ dimensions (but gives garbage

directly, as above). In $D \neq 4$ dimensions we thus get a set of remainder terms proportional to $\epsilon = D - 4$. Throwing away those terms that clearly vanish as $D \rightarrow 4^-$, we found

$$\begin{aligned} \beta_1 = & \frac{N}{(4\pi)^2} \frac{\epsilon}{2} \left[\int_0^\infty dx \, x^{\epsilon/2-1} \{2 + 4c^2 - 6c\} + \int_0^\infty dx \, x^{\epsilon/2} \left\{ \frac{59}{2} \frac{\tilde{c}}{x\tilde{c} + c} - \frac{59}{6} \frac{1}{x + \sigma\tilde{c}} \right\} \right. \\ & + \left. \int_0^\infty dx \, x^{\epsilon/2} \tilde{c} \int_0^x dx_1 \left\{ \frac{20\tilde{c}}{(x_1\tilde{c} + c)^2} - \frac{2}{\tilde{c}(x_1 + \sigma\tilde{c})^2} + \frac{24\tilde{c}'}{\tilde{c}(x_1\tilde{c} + c)} - \frac{6\tilde{c}'}{\tilde{c}^2(x_1 + \sigma\tilde{c})} \right\} \right] \\ \rightarrow & -\frac{11}{3} \frac{N}{(4\pi)^2} \quad \text{as} \quad \epsilon \rightarrow 0. \end{aligned}$$

6. Final Remarks

Although we have concentrated on pure Yang-Mills, generalisation to scalars, and chiral fermions looks straightforward. Of course $U(1)$ gauge theory is possible and much simpler (*e.g.* the wines are equal to their norms). It also looks straightforward to generalise this formalism to local coordinate invariance and thus a non-perturbative continuum framework for quantum gravity and supergravity.

It is important that in a regularisation that appears to generalise so straightforwardly to in particular anomalous gauge theories, there are subtleties in the construction. We have seen that at the quantum level the answers are finite but well defined only after applying and removing a preregulator. Only the symmetries respected in this procedure are guaranteed preserved. For non-anomalous theories, an imperfect pre-regulator can be repaired by adding symmetry-breaking operators that vanish on removing the pre-regulator, but for anomalous theories this procedure will fail. At the non-perturbative level we appear to have the opportunity for instability (loss of unitarity) to percolate from the A^2 sector.

We have not discussed the possible approximation methods, apart from sketching the underlying Wilson loop picture. Nevertheless, we stress again that should the present formulation allow the solution of the large N limit, this would be tremendously attractive not just for the many theoretical issues that can then be investigated, but also for the huge possibilities for accurate phenomenology that such a solution may allow.

While this Wilson loop picture is clearly related to the Dyson-Schwinger approach, there are important differences. We have seen that here the Wilson loop is integrated over, while the gauge fields effectively appear as background ‘spectators’. This in turn leads to some technical advantages.

At finite N , Mandelstam's relations[23][9], which encode the overcomplete nature of the Wilson loop representation through identities between intersecting loops, complicate the Dyson-Schwinger approach since these equations themselves are relations between intersecting loops. Here this overcounting has no great consequence: the fact that *e.g.* the expansion (3.9) of S may thus integrate over the same configurations more than once (with probably in any case zero measure) amounts to a harmless overparametrization of the effective action,¹⁵ furthermore intersecting loops do not here carry any special significance.

In solving the Dyson-Schwinger equations perturbatively, one finds a differential equation for a two-point coefficient function $\sim \langle \text{tr} A_\mu(\mathbf{x}) A_\nu(\mathbf{y}) \rangle$, whose solution is not unique as a consequence of gauge invariance. In order to proceed with iterating to the higher-point functions, one picks a solution, which amounts to fixing a gauge. At higher orders, the corresponding ghost diagrams appear automatically [8]. Here there are no analogous ambiguities, no gauge fixing and no ghosts!

Acknowledgements

The author would like to thank Tim Hollowood, Hugh Osborn and Jose Latorre for helpful conversations and acknowledges support of the SERC/PPARC through an Advanced Fellowship, and PPARC grant GR/K55738.

¹⁵ Only the functional derivatives in fig.10 may consequently need careful definition, however they were employed only for illustrative purposes.

References

- [1] K. Wilson and J. Kogut, Phys. Rep. 12C (1974) 75.
- [2] T.R. Morris, in *Yukawa International Seminar '97* to be publ. in Prog. Theor. Phys, hep-th/9802039.
- [3] T.R. Morris, in *New Developments in Quantum Field Theory* (NATO ASI series, Plenum Press) hep-th/9709100.
- [4] T.R. Morris, in *RG96*, Int. J. Mod. Phys. B12 (1998) 1343, hep-th/9610012.
- [5] T.R. Morris, in preparation.
- [6] See for example the reviews: K. Intriligator and N. Seiberg, Nucl. Phys. Proc. Suppl. 45BC (1996) 1, hep-th/9509066; C. Gomez and R. Hernandez, hep-th/9510023; L. Alvarez-Gaumé and S.F. Hassan, Fortsch. Phys. 45 (1997) 159, hep-th/9701069.
- [7] G. 't Hooft, Nucl. Phys. B72 (1974) 461.
- [8] A. Migdal, Ann. Phys. 109 (1977) 365; Yu.M. Makeenko and A.A. Migdal, Nucl. Phys. B188 (1981) 269.
- [9] A.A. Migdal, Phys. Rep. 102 (1983) 199.
- [10] A.M. Polyakov, *Gauge fields and Strings* (Harwood, 1987).
- [11] V.A. Kazakov and I.K. Kostov, Nucl. Phys. B176 (1980) 199; V.A. Kazakov, Nucl. Phys. B179 (1981) 283.
- [12] See the review by A.V. Manohar, in *PANIC 96*, hep-ph/9607484; M.J. Teper, hep-lat/9804008.
- [13] A.A. Slavnov, Theor. Math. Phys. 13 (1972) 1064; B.W. Lee and J. Zinn-Justin, Phys. Rev. D5 (1972) 3121.
- [14] T.D. Bakeyev and A.A. Slavnov, Mod. Phys. Lett. A11 (1996) 1539; M. Asorey and F. Falceto, Phys. Rev. D54 (1996) 5290; Nucl. Phys. B327 (1989) 427; Z. Bern *et al*, Nucl. Phys. B284 (1987) 35.
- [15] B.J. Warr, Ann. Phys. 183 (1988) 1.
- [16] G. Parisi and N. Surlas, Phys. Rev. Lett. 43 (1979) 744.
- [17] V. Gribov, Nucl. Phys. B139 (1978) 1; I. Singer, Comm. Math. Phys. 60 (1978) 7; See *e.g.* C. Becchi, hep-th/9607181; P. van Baal, hep-th/9711070; M. Asorey and F. Falceto, Ann. Phys. 196 (1989) 209; K. Fujikawa, Nucl. Phys. B468 (1996) 355.
- [18] F.J. Wegner and A. Houghton, Phys. Rev. A8 (1973) 401.
- [19] M. D'Attanasio and T.R. Morris, Phys. Lett. B378 (1996) 213.
- [20] M. Simionato, hep-th/9809004 (see also its review) and private communication; C. Becchi, in *Elementary Particles, Field Theory and Statistical Mechanics*, (Parma, 1993), hep-th/9607188; M. Bonini *et al*, Nucl. Phys. B409 (1993) 441, B418 (1994) 81, B421 (1994) 81, B437 (1995) 163; U. Ellwanger, Phys. Lett. 335B (1994) 364; U. Ellwanger *et al*, Z. Phys. C69 (1996) 687; M. Reuter and C. Wetterich, Nucl. Phys.

- B417 (1994) 181, B427 (1994) 291; M. Pernici *et al*, Nucl. Phys. B520 (1998) 469; D.F. Litim and J.M. Pawłowski, hep-th/9809020, hep-th/9809023.
- [21] J. Polchinski, Nucl. Phys. B231 (1984) 269.
 - [22] T.R. Morris, Phys. Lett. B357 (1995) 225.
 - [23] S. Mandelstam, Phys. Rev. 175 (1968) 1580.