

Tadpole Summation by Dyson-Schwinger Equations

Jens Küster and Gernot Münster

Institut für Theoretische Physik I, Universität Münster
Wilhelm-Klemm-Str. 9, D-48149 Münster, Germany

March 16, 1996

Abstract

In quantum field theory with three-point and four-point couplings the Feynman diagrams of perturbation theory contain momentum independent subdiagrams, the “tadpoles” and “snails”. With the help of Dyson-Schwinger equations we show how these can be summed up completely by a suitable modification of the mass and coupling parameters. This reduces the number of diagrams significantly. The method is useful for the organisation of perturbative calculations in higher orders.

1 Introduction

In quantum field theoretical perturbation theory it is sometimes desirable or even indispensable to sum up infinite classes of Feynman diagrams. For example, in the framework of field theory at finite temperatures characteristic properties of some propagators only reveal themselves after certain resummations of the perturbation series have been performed [1]. Another case are perturbative calculations beyond the two-loop level, where resumming subclasses of diagrams can be very helpful in taming the large number of diagrams and their combinatorics.

In the more interesting cases the classes of diagrams to be summed up are nested in some way. This can for example result from an iterative definition of these diagrams. The correct counting of diagrams is then not trivial and their resummation may be susceptible to errors. The literature contains examples for this kind of problems; for a discussion see e.g. [2]. Therefore it is advantageous to rely on systematic methods when classes of diagrams are to be summed.

In this article we discuss the summation of tadpole (and related) diagrams in a quantum field theory with three-point and four-point couplings. With the help of Dyson-Schwinger equations all tadpole subdiagrams, to be specified below, can be summed up.

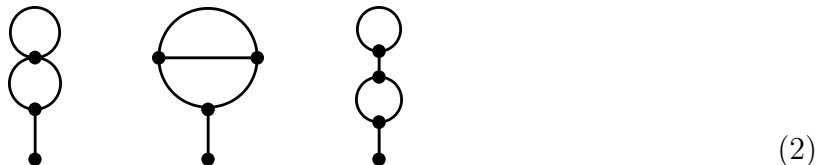
This leads to modified Feynman rules such that the set of Feynman diagrams, which need to be considered, reduces to those without tadpoles. In order to be definite we restrict ourselves to the case of a scalar field theory. The method, however, is essentially of combinatoric nature and can be generalized to other models straightforwardly.

Our motivation comes from a three-loop calculation in scalar field theory in the phase with broken symmetry [3]. The number of diagrams we encountered is already nonnegligible: there are 204 one-particle irreducible diagrams contributing to the inverse propagator at the three-loop level, compared to 20 at two loops. After exploiting symmetries there are still 162 of them. Many of them contain tadpoles and their elimination by means of Dyson-Schwinger equations simplifies the book-keeping very much. The reduced set of one-particle irreducible propagator-diagrams without tadpoles only contains 34 elements. At the four-loop level the gain is even larger.

The term tadpole diagram (in the context of Feynman diagrams) is used differently in the literature. An early reference is [4]. We use the following notation. The “bare tadpole” is the following subdiagram



which is attached with its tail to the rest of a Feynman diagram. Obviously it exists only in theories with three-point vertices. A “tadpole diagram” is a connected subdiagram which is connected with the rest of a Feynman diagram only through a single line, like these examples:



There is no momentum flow from a tadpole diagram to the rest of the diagram. Normal ordering would remove the bare tadpole but not all of the tadpole diagrams. The sum of all tadpole diagrams, graphically denoted by

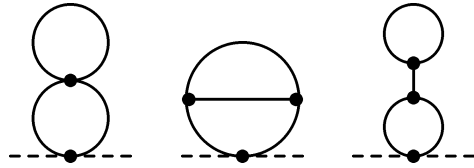


is called the “tadpole”.

Apart from the tadpole diagrams there is another class of subdiagrams which do not have momentum flowing in or out. These are the “bare snail” (also known as the slug),



and the “snail diagrams”, which are connected with the rest of a Feynman diagram through two lines which meet at a vertex, like these examples

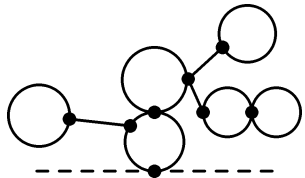

(5)

The sum of all snail diagrams, the “snail”,


(6)

equals the full propagator in x -space at coinciding arguments. In the literature the snail diagrams are sometimes also called tadpole diagrams. When we speak of a summation of tadpole diagrams we also include the snail diagrams.

Tadpole and snail diagrams may appear anywhere as subdiagrams of Feynman diagrams. Since any Feynman diagram can be decorated by adding tadpoles and snails at all possible places, they occur in a nested way like in this example:


(7)

In the following we shall discuss how tadpole and snail diagrams can be summed completely. The discussion is in the context of bare perturbation theory. The method, however, can be applied to renormalized perturbation theory in the same manner.

2 Dyson-Schwinger equations

We consider the quantum field theory of a real scalar field $\phi(x)$ in D -dimensional Euclidean space. The action, containing three-point and four-point couplings, is

$$S = \int d^Dx \left(\frac{1}{2}(\partial_\mu \phi)^2 + \frac{1}{2}m_0^2 \phi^2 + \frac{1}{3!}f_0 \phi^3 + \frac{1}{4!}g_0 \phi^4 \right). \quad (8)$$

The mass and couplings are the bare ones and are therefore labelled by an index 0. An action of this type appears in ϕ^4 -theory in the phase with spontaneously broken symmetry. In this case the relation $f_0 = \sqrt{3g_0} m_0$ holds, but here we shall not make use of it.

In coordinate space the Feynman diagrams are built from the following elements. The bare propagator is represented as

$$\Delta(x, y) = \bullet \text{---} \bullet \quad (9)$$

and the vertices are

$$\begin{aligned} -g_0 \int d^D x &= \text{X} \\ -f_0 \int d^D x &= \text{Y} \end{aligned}$$

The connected Green's functions are denoted by $G_c^{(n)}(x_1, x_2, \dots, x_n)$. Their generating functional is written as

$$W[j] = \ln \frac{Z[j]}{Z[0]} \quad (10)$$

with

$$Z[j] = \int D\phi(x) \exp(-S[\phi] + \int d^Dx j(x)\phi(x)). \quad (11)$$

The vertex functions $\Gamma^{(n)}(x_1, x_2, \dots, x_n)$ are the one-particle irreducible Green's functions with amputated external propagators. Their generating functional is obtained by the Legendre transformation

$$\Gamma[\Phi] = W[j] - \int d^D x \, j(x) \phi(x), \quad (12)$$

where

$$\Phi(x) := \frac{\delta W[j]}{\delta j(x)}, \quad j(x) = -\frac{\delta \Gamma[\Phi]}{\delta \Phi(x)}. \quad (13)$$

The vacuum expectation value of the field $\phi(x)$ is given by

$$v := G_c^{(1)}(x) = \left. \frac{\delta W[j]}{\delta j(x)} \right|_{j=0}. \quad (14)$$

For the discussion of Dyson-Schwinger equations it is extremely useful to introduce a graphical notation, see e.g. [5, 6]. We represent the functionals graphically as follows:

$$\begin{array}{lcl} W[j] & \hat{=} & \text{diagonal lines} \\ \Gamma[\Phi] & \hat{=} & \text{cross-hatch pattern} \end{array}$$

Their functional derivatives are associated with the following graphs:

$$\frac{\delta W[j]}{\delta j(x_1) \delta j(x_2) \cdots \delta j(x_n)} \hat{=} \text{diagram with a circle containing diagonal lines, connected to } n \text{ external lines}$$

$$\frac{\delta \Gamma[\Phi]}{\delta \Phi(x_1) \delta \Phi(x_2) \cdots \delta \Phi(x_n)} \hat{=} \text{diagram with a circle containing a cross-hatch pattern, connected to } n \text{ external lines}$$

For vanishing source they are equal to the connected Green's functions $G_c^{(n)}(x_1, x_2, \dots, x_n)$ and the vertex functions $\Gamma^{(n)}(x_1, x_2, \dots, x_n)$, respectively. The graphs for the derivatives

of $\Gamma[\Phi]$ do not have dots on their external lines, indicating that these do not represent propagators.

For the second derivatives we have

$$\text{---} \bigcirc \text{---} = - \left(\text{---} \bullet \bigcirc \bullet \text{---} \right)^{-1} \quad (15)$$

As is well known, the Feynman diagrams for $\Gamma^{(n)}(x_1, x_2, \dots, x_n)$ are one-particle irreducible. It should be emphasized, however, that they may possess tadpole subdiagrams. These are not excluded by one-particle irreducibility. A diagram is one-particle reducible, if by removal of an internal line it can be separated into disconnected pieces, each of which is connected to at least one external point. This criterion does not apply to tadpole subdiagrams.

The Dyson-Schwinger equations [7, 8] are the quantum equations of motion. They form an infinite set of coupled integro-differential equations for the Green's functions of the theory. It is most convenient to formulate them in terms of the generating functionals [9], for reviews see [6, 5]. From the identity

$$\int D\phi(x) \frac{\delta}{\delta\phi(x)} \exp(-S[\phi] + \int d^Dx j(x)\phi(x)) = 0 \quad (16)$$

one derives the Dyson-Schwinger equations for connected Green's functions

$$\begin{aligned} & (-\partial^2 + m_0^2) \frac{\delta W}{\delta j(x)} + \frac{1}{2} f_0 \left[\left(\frac{\delta W}{\delta j(x)} \right)^2 + \frac{\delta^2 W}{\delta j(x)^2} \right] \\ & + \frac{1}{3!} g_0 \left[\left(\frac{\delta W}{\delta j(x)} \right)^3 + 3 \frac{\delta W}{\delta j(x)} \frac{\delta^2 W}{\delta j(x)^2} + \frac{\delta^3 W}{\delta j(x)^3} \right] - j(x) = 0. \end{aligned} \quad (17)$$

Multiplying with a bare propagator leads to

$$\begin{aligned} \frac{\delta W}{\delta j(x)} = \int d^Dx \Delta(x, y) \left\{ j(y) - \frac{1}{2} f_0 \left[\left(\frac{\delta W}{\delta j(y)} \right)^2 + \frac{\delta^2 W}{\delta j(y)^2} \right] \right. \\ \left. - \frac{1}{3!} g_0 \left[\left(\frac{\delta W}{\delta j(y)} \right)^3 + 3 \frac{\delta W}{\delta j(y)} \frac{\delta^2 W}{\delta j(y)^2} + \frac{\delta^3 W}{\delta j(y)^3} \right] \right\}. \end{aligned} \quad (18)$$

Graphically this equation reads

$$\begin{aligned} \bullet \text{---} \bigcirc &= \bullet \text{---} \times + \frac{1}{2} \bullet \text{---} \bigcirc \text{---} \bigcirc + \frac{1}{2} \bullet \text{---} \bigcirc \text{---} \bigcirc \text{---} \bigcirc \\ &+ \frac{1}{3!} \bullet \text{---} \bigcirc \text{---} \bigcirc \text{---} \bigcirc \text{---} \bigcirc + \frac{1}{2} \bullet \text{---} \bigcirc \text{---} \bigcirc \text{---} \bigcirc \text{---} \bigcirc + \frac{1}{3!} \bullet \text{---} \bigcirc \text{---} \bigcirc \text{---} \bigcirc \text{---} \bigcirc \end{aligned} \quad (19)$$

where the source is represented by a cross:

$$\int d^D x j(x) = \times$$

The Dyson-Schwinger equations for Green's functions are now obtained by differentiating this equation several times with respect to the source and setting $j = 0$ afterwards. Differentiating once yields

$$(20)$$

For $j = 0$ this is an equation for the connected two-point function, i.e. the full propagator, but it also holds for nonvanishing source. Further differentiation yields the hierarchy of Dyson-Schwinger equations.

The perturbation series in terms of Feynman diagrams can be obtained by solving the Dyson-Schwinger equations iteratively, see e.g. [6]. For example, the perturbative expansion of the full propagator is obtained from (20) by replacing the occurring Green's functions on the right hand side by the expressions (19,20) and the corresponding higher ones, and repeating this substitution successively. From Eqs. (19,20) one sees that all sorts of nested tadpole and snail diagrams will be generated in this way.

We shall also need the Dyson-Schwinger equations for the vertex functions. In functional form they are

$$\begin{aligned}
-\frac{\delta \Gamma[\Phi]}{\delta \Phi(x)} &= (-\partial^2 + m_0^2)\Phi(x) + \frac{1}{2}f_0 \left[\Phi^2(x) + \frac{\delta^2 W}{\delta j(x)\delta j(x)} \right] \\
&\quad + \frac{1}{3!}g_0 \left[\Phi^3(x) + 3\Phi(x) \frac{\delta^2 W}{\delta j(x)\delta j(x)} \right. \\
&\quad \left. + \int d^D z_1 d^D z_2 d^D z_3 \frac{\delta^2 W}{\delta j(x)\delta j(z_1)} \frac{\delta^2 W}{\delta j(x)\delta j(z_2)} \frac{\delta^2 W}{\delta j(x)\delta j(z_3)} \frac{\delta^3 \Gamma}{\delta \Phi(z_1)\delta \Phi(z_2)\delta \Phi(z_3)} \right], \quad (21)
\end{aligned}$$

or graphically

[illegible]

Here the inverse bare propagator is denoted by a stroked line:

$$\Delta^{-1}(x, y) = (-\partial^2 + m_0^2)\delta(x - y) = \text{---}\diagup\text{---} \quad . \quad (23)$$

Again, differentiating several times with respect to $\Phi(x)$ yields a hierarchy of equations for the vertex functions. For this purpose one has to use

$$\frac{\delta}{\delta\Phi(x)} \bullet \text{---} \textcircled{\text{diagonal lines}} \text{---} \bullet = \bullet \text{---} \textcircled{\text{diagonal lines}} \text{---} \textcircled{\text{cross-hatch}} \text{---} \textcircled{\text{diagonal lines}} \text{---} \bullet \quad (24)$$

For the first functional derivative we obtain

$$\begin{aligned}
& \text{(Diagram: solid line with cross-hatched circle)} = - \text{(Diagram: slash)} + \text{(Diagram: dashed line with dot and one shaded circle)} + \frac{1}{2} \text{(Diagram: dashed line with dot and two shaded circles)} \\
& + \frac{1}{2} \text{(Diagram: dashed line with dot and loop with one shaded circle)} \\
& + \frac{1}{2} \text{(Diagram: dashed line with dot and diamond with four shaded circles)} + \frac{1}{2} \text{(Diagram: dashed line with dot and diamond with five shaded circles)} \\
& + \frac{1}{2} \text{(Diagram: dashed line with dot and triangle with three shaded circles)} + \frac{1}{3!} \text{(Diagram: dashed line with dot and diamond with six shaded circles)}
\end{aligned} \tag{25}$$

This is the Dyson-Schwinger equation for the inverse propagator.

3 Elimination of tadpoles from vertex functions

Equation (25) for the inverse propagator contains the tadpole, the double-tadpole and the snail as constant terms on the right hand side. The first term on the right hand side is the inverse bare propagator $-(\partial^2 + m_0^2)\delta(x - y)$. This suggests to introduce the modified mass

$$\tilde{m}_0^2 := m_0^2 - A(m_0, f_0, g_0), \quad (26)$$

where

$$A := A_1 + A_2 + A_3 \quad (27)$$

$$\begin{aligned}
A_1 &:= \text{---}\bullet\text{---} \overset{\text{shaded circle}}{\uparrow} = -f_0 \frac{\delta W}{\delta j(x)} \\
A_2 &:= \frac{1}{2} \text{---}\bullet\text{---} \overset{\text{two shaded circles}}{\uparrow} = -\frac{1}{2} g_0 \left(\frac{\delta W}{\delta j(x)} \right)^2 \\
A_3 &:= \frac{1}{2} \text{---}\bullet\text{---} \overset{\text{shaded circle on loop}}{\uparrow} = -\frac{1}{2} g_0 \frac{\delta^2 W}{\delta j(x)^2},
\end{aligned} \tag{28}$$

as well as the modified propagator

$$\tilde{\Delta}(x, y) := (-\partial^2 + \tilde{m}_0^2)^{-1}(x, y) = \bullet \text{---}\bullet \tag{29}$$

For vanishing source we have

$$A_1 = -f_0 v, \quad A_2 = -\frac{1}{2} g_0 v^2, \quad A_3 = -\frac{1}{2} g_0 G_c^{(2)}(x, x). \tag{30}$$

The sixth term on the right hand side of (25) contains another tadpole attached to a bare vertex. We take this one into account by defining a modified bare three-point vertex \tilde{f}_0 by means of

$$-\tilde{f}_0 = \text{---}\circ\text{---} := \text{---}\bullet\text{---} + \text{---}\bullet\text{---} \overset{\text{shaded circle}}{\uparrow} = -f_0 - g_0 \frac{\delta W}{\delta j(x)}. \tag{31}$$

With these definitions the Dyson-Schwinger equation for the two-point vertex function can be written

$$\begin{aligned}
\text{---}\text{shaded circle}\text{---} &= -(\bullet \text{---}\bullet)^{-1} + \frac{1}{2} \text{---}\circ\text{---} \text{---}\text{shaded circle}\text{---} \\
&+ \frac{1}{2} \text{---}\bullet\text{---} \text{---}\text{shaded circle}\text{---} + \frac{1}{3!} \text{---}\bullet\text{---} \text{---}\text{shaded circle}\text{---}
\end{aligned} \tag{32}$$

Equation (20) for the full propagator correspondingly goes over into

$$\bullet \text{---}\text{shaded circle}\text{---}\bullet = \bullet \text{---}\bullet + \frac{1}{2} \bullet \text{---}\bullet \text{---}\text{shaded circle}\text{---}\bullet + \frac{1}{3!} \bullet \text{---}\bullet \text{---}\text{shaded circle}\text{---}\bullet \tag{33}$$

The modified Dyson-Schwinger equations for $\Gamma^{(2)}$ and $G_c^{(2)}$ do not contain any tadpoles or snails. The next step is to show that the same holds for all higher vertex functions $\Gamma^{(n)}$

with $n \geq 2$. This can be shown by induction on n . Assume that it is true for $\Gamma^{(k)}$ with $k < n$. The equation for $\Gamma^{(n)}$ is obtained from the one for $\Gamma^{(n-1)}$ (for nonvanishing source $j(x)$) by differentiation with respect to $\Phi(x)$:

$$\frac{\delta}{\delta\Phi(x)} \text{ (diagram with 4 external lines) } = \text{ (diagram with 4 external lines and one external line labeled } x \text{)} \quad (34)$$

The Dyson-Schwinger equation for $\Gamma^{(n-1)}$ contains propagators $G_c^{(2)}$ and lower vertex functions $\Gamma^{(k)}$, $k < n - 1$ on its right hand side. Differentiating any propagator does not produce tadpoles or snails, as follows from Eq. (24). Differentiating any $\Gamma^{(k)}$, $k < n - 1$, also does not produce them according to (34). From the fact that the proposition is true for $n = 2$ its validity for all n follows.

Now we make use of the fact that iteration of the Dyson-Schwinger equations produces perturbation theory in terms of Feynman diagrams, as discussed above. Using the modified form of the equations we conclude that it is possible to calculate $\Gamma^{(n)}$, $n \geq 2$, in terms of Feynman diagrams without tadpoles or snails. The procedure is summarized as follows:

- In order to calculate $\Gamma^{(n)}$ draw all one-particle irreducible Feynman diagrams which do not contain tadpole or snail subdiagrams.
- For the lines use the modified propagator $\tilde{\Delta} = (-\partial^2 + \tilde{m}_0^2)^{-1}$ with $\tilde{m}_0^2 := m_0^2 - A$.
- The four-point vertex is given by $-g_0$,
the three-point vertex by $-\tilde{f}_0 = -f_0 - g_0 v$.

The tadpoles have been summed up effectively by the modification of the bare parameters. What remains to be done is the calculation of A and v in terms of Feynman diagrams without tadpoles.

4 Calculation of tadpoles

In order to express the vertex functions $\Gamma^{(n)}$, $n \geq 2$, in terms of the original bare parameters m_0 and g_0 , which is often necessary in applications (see e.g. [3]), we have to substitute

$$\begin{aligned} \tilde{m}_0^2 &= m_0^2 + f_0 v + \frac{1}{2} g_0 v^2 + \frac{1}{2} g_0 G_c^{(2)}(x, x) \\ \tilde{f}_0 &= f_0 + g_0 v. \end{aligned} \quad (35)$$

The two-point function $G_c^{(2)}(x, x)$ can be obtained as described in the previous section. So the tadpole v itself must finally be calculated. It is given by the sum of all connected

Feynman diagrams with one external point. It suggests itself to apply the summation method again and to calculate v by excluding tadpole subdiagrams and using the modified parameters \tilde{m}_0 and \tilde{f}_0 . This procedure, however, does not yield the correct result. The combinatoric factors would come out wrong at two loops and beyond, as an explicit calculation shows. The reason is that the symmetry factors in the appropriate Dyson-Schwinger equation for the one-point function are not those which would correspond to a naive application of the modified Feynman rules. Let us consider this equation:

$$\begin{aligned}
\text{tadpole} &= \frac{1}{2} \text{diagram 1} + \frac{1}{3!} \text{diagram 2} \\
&+ \frac{1}{2} \text{diagram 3} + \frac{1}{2} \text{diagram 4} + \frac{1}{3!} \text{diagram 5}
\end{aligned} \tag{36}$$

$$v = -\frac{f_0}{2m_0^2} G_c^{(2)} - \frac{g_0}{6m_0^2} G_c^{(3)} - \frac{g_0}{2m_0^2} G_c^{(2)} v - \frac{f_0}{2m_0^2} v^2 - \frac{g_0}{6m_0^2} v^3, \tag{37}$$

with the abbreviations

$$G_c^{(2)} := G_c^{(2)}(x, x), \quad G_c^{(3)} := G_c^{(2)}(x, x, x). \tag{38}$$

This is a cubic equation for v , of the form

$$v = a + bv^2 + cv^3 \tag{39}$$

with

$$b = -\left(1 + \frac{g_0}{2m_0^2} G_c^{(2)}\right)^{-1} \frac{f_0}{2m_0^2}, \quad c = -\left(1 + \frac{g_0}{2m_0^2} G_c^{(2)}\right)^{-1} \frac{g_0}{6m_0^2}, \quad a = bG_c^{(2)} + cG_c^{(3)}. \tag{40}$$

The relevant solution can be written down in closed form with the help of Cardano's formulae [10] but for the purpose of perturbation theory it is more convenient to write it as a power series in the couplings:

$$\begin{aligned}
v &= -\frac{f_0}{2m_0^2} G_c^{(2)} - \frac{g_0}{6m_0^2} G_c^{(3)} + \frac{f_0}{2m_0^2} \frac{g_0}{2m_0^2} (G_c^{(2)})^2 + \frac{1}{3} \left(\frac{g_0}{2m_0^2}\right)^2 G_c^{(2)} G_c^{(3)} \\
&\quad - \frac{f_0}{2m_0^2} \left(\frac{g_0}{2m_0^2}\right)^2 (G_c^{(2)})^3 + \dots \\
&=: F(G_c^{(2)}, G_c^{(3)}, m_0, g_0, f_0).
\end{aligned} \tag{41}$$

This series is most easily obtained by solving (37) iteratively.

Now v is known in terms of $G_c^{(2)}$ and $G_c^{(3)}$, which on the other hand are calculable by means of the modified perturbation theory. In practice one proceeds in the following way:

- Calculate $G_c^{(2)}$ and $G_c^{(3)}$ in terms of \tilde{m}_0 , g_0 and \tilde{f}_0 with the modified Feynman rules of the previous section.
- Insert the definitions (35) into the results and expand in powers of the couplings.
- Using the resulting expressions evaluate $v = F(G_c^{(2)}, G_c^{(3)}, m_0, g_0, f_0)$ recursively by replacing every occurrence of v on the right hand side by the complete right hand side and every occurrence of $G_c^{(2)}$ by the expression obtained in the second step.

To every finite order in perturbation theory this straightforward algebraic procedure stops after a finite number of steps since every substitution is accompanied by additional factors of g_0 or f_0 .

The necessary loop orders of the calculation are as follows. Suppose you wish to calculate $\Gamma^{(n)}$ to L loops. Clearly the first part is to calculate all one-particle irreducible n -point diagrams without tadpoles up to L loops. For the second part of the calculation one needs v to $L' = L$ loops, if $n = 2$ or 3 . For larger n one needs v only to $L' = L - 1$ loops. This calculation according to the procedure above requires all $(L' - 1)$ -loop diagrams for $G_c^{(2)}(x, y)$ plus one additional loop integration (for the coinciding arguments), as well as all $(L' - 2)$ -loop diagrams for $G_c^{(3)}(x, y, z)$ plus two additional loop integrations.

5 Conclusion

With the help of Dyson-Schwinger equations we have discussed how tadpole and snail diagrams occurring in the perturbative calculation of Green's functions and vertex functions can be summed up by means of modified Feynman rules. The calculation has two parts. The first one consists of the evaluation of Feynman diagrams without tadpole and snail subdiagrams. This reduces the number of diagrams significantly. In the Feynman rules modified parameters are used. In the second part the modified parameters are related to the original ones. This task is essentially algebraic and amounts to the iterative solution of an equation for the tadpole.

References

- [1] J. Kapusta, *Finite-temperature field theory*, Cambridge University Press 1989
- [2] C.G. Boyd, D.E. Brahm, S. Hu, Phys. Rev. D48 (1993) 4963
- [3] C. Gutsfeld, J. Küster, G. Münster, in preparation
- [4] A. Salam, Rev. Mod. Phys. 33 (1961) 428
- [5] P. Cvitanović, *Field theory*, NORDITA lecture notes, January 1983

- [6] R.J. Rivers, *Path integral methods in quantum field theory*, Cambridge University Press 1987
- [7] F.J. Dyson, Phys. Rev. 75 (1949) 1736
- [8] J. Schwinger, Proc. Nat. Acad. Sci. 37 (1951) 452, 455
- [9] K. Symanzik, Z. Naturforschung 9A (1954) 809
- [10] G. Cardano, *Ars magna sive de regulis algebraicis*, Milano 1545