

# Lumps in the throat

---

Keshav Dasgupta\*, Hassan Firouzjahi<sup>†</sup> and Rhiannon Gwyn<sup>‡</sup>

*Rutherford Physics Building, McGill University, Montreal, Canada, H3A 2T8*

**ABSTRACT:** We study classical lump solutions in a warped throat where brane inflation takes place. Some of the solitonic or lump solutions that we study here are the  $(p, q)$  cosmic strings and their junctions, cosmic necklaces and semi-local strings and generic semi-local defects. We show how various wrapping modes of D3-branes may be used to study all these defects in one interpolating set-up. Our construction allows us to study  $(p, q)$ -string junctions in curved backgrounds and in the presence of non-trivial RR fluxes. We extend the junction construction to allow for the possibility of cosmic necklaces, and show how these new lump solutions form a consistent picture in the inflationary brane models. We also give a generic construction of semi-local defects in these backgrounds, and argue that our construction encompasses all possible constructions of semi-local defects with any global symmetries. The cosmological implications of these configurations are briefly studied.

**KEYWORDS:** Warped geometry, D-branes, Cosmic strings.

---

\*keshav@hep.physics.mcgill.ca

<sup>†</sup>firouz@hep.physics.mcgill.ca

<sup>‡</sup>gwynr@hep.physics.mcgill.ca

---

## Contents

<b>1. Introduction</b>	<b>1</b>
<b>2. Three-string junctions in the throat</b>	<b>2</b>
2.1 Set-up	3
2.2 Construction of the junction in the throat	5
<b>3. Cosmic Necklaces</b>	<b>9</b>
<b>4. Semi-local defects in the throat</b>	<b>11</b>
4.1 The local metrics in two regions	12
4.1.1 Gluing in a three-cycle in region A	16
4.1.2 The metric in region B	18
4.2 Construction of defects	19
<b>5. Cosmological implications</b>	<b>23</b>
<b>6. Discussion</b>	<b>25</b>

---

## 1. Introduction

Recently there has been a renewal of interest in cosmic strings [1]. This is due to the realization that cosmic strings can be formed [2, 3] in brane inflation scenarios [4, 5, 6]. Similarly in some brane inflation models semi-local strings [7] are also produced [8, 9, 10]. Detecting a cosmic or semi-local string could potentially open a unique window of opportunity into string theory. One may obtain important information about the parameters of the theory by looking at the details of the spectrum of these strings.

At the end of brane inflation, both fundamental strings, i.e. F-Strings, and D1-branes, i.e. D-strings, are formed. From F- and D-strings, one can construct the  $(p, q)$ -string which is a bound state of  $p$  F-strings and  $q$  D-strings. When different types of cosmic superstrings intersect they cannot intercommute; instead they form junctions. This can have important consequences for the evolution of cosmic superstring networks [11, 12, 13]. In more realistic models of brane inflation in warped compactification, such as in [14], the spectrum of  $(p, q)$ -strings can be non-trivial [15, 16].

Sometimes in the presence of enough global symmetries in brane inflation models that involve both D3- and D7- branes, [17, 18, 19], semi-local defects or semi-local strings can be formed instead of the stable cosmic strings. These strings satisfy the current CMB constraints and appear to resolve all the issues that a copious generation of cosmic strings might produce. It is also known that formation of semi-local strings does not pose any cosmological problems [20]. In fact the formation rate of semi-local strings at weak gauge coupling is generically almost one third that of cosmic strings (and one quarter in two dimensions) [20].

In this paper we provide microscopic descriptions of different solitonic configurations in some warped backgrounds where brane inflation is supported. It turns out that all these solitons can be studied from various wrapping modes of D3-branes. For example, when a D3-brane with appropriate worldvolume electric and magnetic fluxes wraps a two-cycle in the Klebanov-Strassler (KS) type geometry [21], this appears as a  $(p, q)$ -string in our spacetime. A combination of three such D3-branes can be used succinctly to construct a three-string junction in the throat region of the KS geometry. In section 2 we dwell on this issue, and show how the construction of three-string junctions of  $(p, q)$ -strings in the KS geometry can be made consistent with the modified tension formula in the throat. In addition to that, the understanding of string junctions is crucial to the evolution of cosmic superstring networks. In section 3 we present the microscopic interpretation of strings ending on charged particles, like dyons or monopoles. These dyons or monopoles can be understood from our D3-branes wrapping the full three-cycle in the throat. These wrapped D3-branes lie at the intersection points of the three-string junctions and are called cosmic necklaces. In this section we also give some cosmological consequences of these necklaces.

The next interesting construction is when the D3-branes wrap zero-cycles in the throat. In the presence of extra seven branes, the worldvolume theory on the D3-branes can support semi-local defects. The construction of these defects is subtle, and in section 4 we point out various conditions that need to be met so that semi-local defects can form. We also show that formation of these defects requires us to know the global behavior of the background, at least from the end of the throat to the top. A full construction involves not only knowledge of the global geometry, but also the presence of earlier ingredients like the junctions and cosmic strings. We present the first generic construction of these defects for an arbitrary choice of global symmetries.

Finally in section 5 we discuss cosmological consequences of these solitonic solutions and we conclude in section 6.

## 2. Three-string junctions in the throat

The first of the three cases we will study involves the D3-branes wrapping two-cycles in the throat. These D3 branes do not slip out of the three-cycle because

of the stabilising RR background fluxes that, via the underlying Myers effect [22], are responsible for the existence of stable defects in our spacetime [23, 16]. A more detailed construction to show how wrapped D-branes do not shrink to a zero-cycle when wrapped on non-topological cycles is given in [24].

## 2.1 Set-up

In brane-antibrane inflation both F- and D-strings are produced at the end of inflation [2, 3, 25, 26]. These F- and D-strings can create  $(p, q)$ -strings, which are bound states of  $p$  F-strings and  $q$  D-strings. We are interested in  $(p, q)$ -string junctions in the Klebanov-Strassler background where brane inflation takes place, as in [14]. The three-string junction in a flat background was studied in [27, 28, 29].

The metric of the deformed conifold is studied in [30]. At the tip of the deformed conifold the space ends smoothly at a round three-sphere with radius  $\sim \epsilon^{1/3}$ . The metric at the tip is given by

$$ds^2 \sim h^2 \eta_{\mu\nu} dx^\mu dx^\nu + g_s M \alpha' (d\psi^2 + \sin^2 \psi d\Omega_2^2), \quad (2.1)$$

where  $h$  is the warp factor at the bottom of the throat

$$h = \epsilon^{2/3} 2^{-1/6} a_0^{-1/4} (g_s M \alpha')^{-1/2}, \quad (2.2)$$

and  $a_0 \sim 0.72$  is a numerical constant in the KS solution<sup>4</sup> and  $g_s$  is the perturbative string coupling. Here  $\psi$  is the usual polar coordinate in an  $S^3$ , ranging from 0 to  $\pi$ , and  $M$  represents the number of Ramond-Ramond fluxes  $F_3$  turned on inside this  $S^3$ . The two-form associated with the flux  $F_3$  is given by

$$C_{(2)} = M \alpha' \left( \psi - \frac{\sin(2\psi)}{2} \right) \sin \theta d\theta d\phi. \quad (2.3)$$

In the KS solution the axion  $C_0 = 0$  and at the bottom of the throat  $B_{ab} = 0$ . On the gauge theory side  $M$  corresponds to the  $SU(M)$  gauge theory living at the tip of the conifold.

In [15] (see also [31]) the  $(p, q)$ -string was interpreted as a wrapped D3-brane with  $p$  units of electric flux and  $q$  units of magnetic flux. In this picture the D3-brane is wrapped around an  $S^2$  inside the  $S^3$  at the bottom of the throat. The  $S^2$  is parametrized by the angle  $\psi$ . As illustration, consider a D3-brane extended along the  $X^0$  and  $X^1$  directions, and wrapped around the  $\theta$  and  $\phi$  directions at the bottom of the KS throat. Effectively, this looks like a 1-dimensional object extended along  $X^0$  and  $X^1$  directions.

The action of the D3-brane is

$$S = \int d^4x \mathcal{L} = \int d^4x \left( -\mu_3 g_s^{-1} \sqrt{-|g_{ab} + \lambda F_{ab}|} + \mu_3 \lambda C_{(2)} \wedge F \right). \quad (2.4)$$

---

<sup>4</sup>Actually in the KS solution there is another numerical constant,  $b \sim 0.93$ , and  $g_s M \rightarrow g_s M b$  in the metric. For simplicity we set  $b = 1$ .

Here  $\mu_3$  is the D3-brane charge,  $\lambda = 2\pi\alpha'$ , and  $F$  is the worldvolume gauge field. To accommodate the  $(p, q)$ -string in this picture, one requires  $F_{\theta\phi} = \frac{q}{2} \sin \theta$  and  $4\pi\delta\mathcal{L}/\delta F_{01} = p$ .

After integrating over the  $\theta$  and  $\phi$  directions, this leads to

$$S = \int dt dx^1 \left( -\Delta \sqrt{h^4 - \lambda^2 F_{01}^2} + \Omega F_{01} \right), \quad (2.5)$$

where  $\Omega$  and  $\Delta$  are defined by [15, 16] :

$$\Omega \equiv \lambda\mu_3 \int_{S^2} C_{(2)} = \frac{M}{\pi} \left( \psi - \frac{1}{2} \sin 2\psi \right) \quad (2.6)$$

and

$$\begin{aligned} \Delta &\equiv \mu_3 g_s^{-1} \int_{S^2} \sqrt{g_{\theta\theta} g_{\phi\phi} + \lambda^2 F_{\theta\phi}^2} \\ &= \lambda^{-1} \sqrt{\frac{M^2}{\pi^2} \sin^4 \psi + \frac{q^2}{g_s^2}}. \end{aligned} \quad (2.7)$$

Effectively the action (2.5) represents a  $(p, q)$  cosmic string extended along the  $X^0$  and  $X^1$  directions. The D-string charge is encoded in  $\Delta$ , while the electric charge  $p$  is represented by the  $U(1)$  gauge field  $A$  on the D-string worldvolume. The Hamiltonian or tension of the cosmic string is

$$\mathcal{H} = \frac{h^2}{\lambda} \sqrt{\frac{q^2}{g_s^2} + \frac{M^2}{\pi^2} \sin^4 \psi + \left( p - \frac{M}{\pi} \left( \psi - \frac{\sin 2\psi}{2} \right) \right)^2}. \quad (2.8)$$

The stable configuration is given by

$$\psi = \frac{\pi p}{M}, \quad (2.9)$$

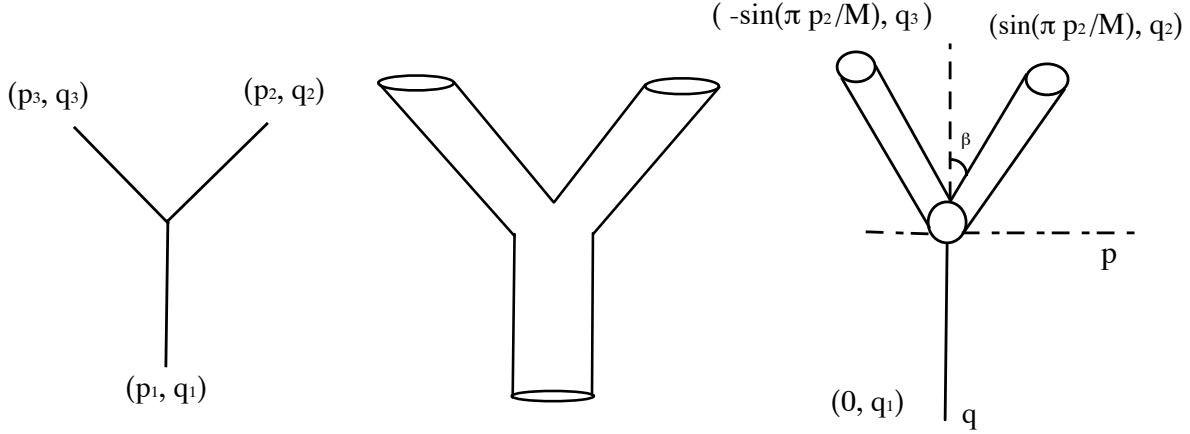
with the Hamiltonian

$$\mathcal{H} = \frac{h^2}{\lambda} \sqrt{\frac{q^2}{g_s^2} + \frac{M^2}{\pi^2} \sin^2 \left( \frac{\pi p}{M} \right)}. \quad (2.10)$$

Interestingly, the F-strings are charged in  $Z_M$  and are non-BPS. When  $p = M$ , the tension of the F-strings vanishes. From the dual gauge theory side the F-strings correspond to flux tubes connecting quarks and anti-quarks in  $SU(M)$  gauge theory at the bottom of the throat. When  $p = M$ , the quarks and anti-quarks form baryons and anti-baryons respectively and the flux tubes disappear.

In the limit  $M \rightarrow \infty$ , the bottom of the throat approximates a flat background and the above expression reduces to the known formula for the  $(p, q)$ -string spectrum in a flat background:

$$T = \frac{1}{\lambda} \sqrt{\frac{q^2}{g_s^2} + p^2}. \quad (2.11)$$



**Figure 1:** A schematic picture of the three-string junction. The figure on the left shows the junction of  $(p, q)$ -strings as observed effectively. The figure in the middle shows a different interpretation of the junction where each string is a wrapped D3-brane with appropriate electric and magnetic fluxes. The figure on the right corresponds to our three-string junction in the KS throat where one string should be in the form of a  $(0, q)$ -string as required by Eq(2.29).

## 2.2 Construction of the junction in the throat

Having laid down the background and the construction of a  $(p, q)$ -string in the throat, we are ready to formulate the three-string junction. As mentioned before, each  $(p, q)$ -string is a wrapped D3-brane with appropriate units of electric and magnetic fluxes. After integrating out the angular parts of the D3-brane action, each string effectively looks like a one-dimensional object as in Eq(2.5).

We assume that the three strings are coplanar in the  $(X^1, X^2)$ -plane and that they are semi-infinite and meet at a point. They form a **Y**-shaped junction as shown in **Fig. 1**. We are interested only in static junctions, so we do not consider any time-dependent quantities in the action. It is assumed that the point where the string junction is formed is a stationary point. We derive the conditions under which this can be satisfied. Each string's worldsheet is equipped with a  $(\tau, \sigma)$  coordinate system. We may choose  $\tau = X^0$ , where  $X^0$  is the space-time time coordinate, and  $-\infty < \sigma < \infty$ . The strings' spatial orientations in the  $(X^1, X^2)$  plane are labelled by  $X_i^s$ , where  $i = 1, 2, 3$  and  $s = 1, 2$ . It should be understood that  $i$  labels the string itself while  $s$  labels the spatial coordinates of each string in this two-dimensional target plane. It is assumed that the strings do not perturb the flat background metric and fields.

We start with the action of the D3-brane given in Eq(2.4). After integrating out the angular parts, it gives us an action similar to Eq(2.5) for a  $(p, q)$ -string. We use the coordinate  $\sigma$  to parameterize the spatial extension of each  $(p, q)$ -string. This

corresponds to  $h^4 \rightarrow h^4 X_i'^2$  in Eq(2.5), where ' indicates differentiation with respect to  $\sigma$ . Following the formalism of [13], the action of the system of three  $(p, q)$ -strings to form a **Y**-shaped junction is

$$S = \sum_i \int d\tau d\sigma \left( -\Delta_i \sqrt{h^4 X_i'^2 - \lambda^2 F_{0\sigma}^i{}^2} + \Omega_i F_{0\sigma}^i \right) \theta(-\sigma) + \int d\tau [f_i \cdot (X_i - \bar{X}) + g_i (A_i - \bar{A})]. \quad (2.12)$$

The  $\theta$  function implies that the strings are extended for  $-\infty < \sigma < 0$ , meet at  $\sigma = 0$  and vanish at  $X = \bar{X}$  for  $\sigma > 0$ . The last two terms in the above action contain Lagrange multipliers  $f_i$  and  $g_i$  which enforce the constraints that the strings meet at  $X = \bar{X}$ , with equal gauge field potential  $A_i = \bar{A}$ . In this notation  $F_{i\tau\sigma} = \partial_\tau A_{i\sigma} - \partial_\sigma A_{i\tau}$ . We choose the gauge where  $A_{i\sigma} = 0$  and to simplify the notation we set the convention  $A_{i\tau} \equiv A_i$ . The definitions of  $\Omega_i$  and  $\Delta_i$  are given by Eqs (2.6), (2.7) and (2.9), replacing  $q$  by  $q_i$  and  $\psi$  by  $\psi_i$ .

A schematic view of the junction is given in **Fig. 1**. One important issue is how to cover the boundary, here  $S^2$ , when the three wrapped D3-branes meet. A procedure to cover the boundaries was used in [32] to glue two D5-branes which share a common boundary. In order to take care of the boundary properly, we assume that the D3-branes wrap the same  $S^2$ . In other words the  $|\psi_i|$ , if non-zero, are identical. This choice corresponds to a limited class of three-string junctions. In general one may consider the case when the wrapped D3-branes do not wrap the same  $S^2$ . This can represent strings ending on point-like charges, see **Fig. 2**. We postpone this case for the next section.

The equation of motion for the fields  $X_i^s$  is

$$\partial_\sigma \left( \frac{h^4 \Delta_i X_i^{s'}}{\sqrt{h^4 X_i'^2 - \lambda^2 A_i'^2}} \theta(-\sigma) \right) = -f_i^s \delta(\sigma), \quad (2.13)$$

which yields the following boundary condition at  $\sigma = 0$ :

$$f_i^s = \frac{h^4 \Delta_i X_i^{s'}}{\sqrt{h^4 X_i'^2 - \lambda^2 A_i'^2}}. \quad (2.14)$$

Similarly the equation of motion for the  $A_i$  is

$$\partial_\sigma \left( \frac{\lambda^2 \Delta_i A_i'}{\sqrt{h^4 X_i'^2 - \lambda^2 A_i'^2}} \theta(-\sigma) - \Omega_i \theta(-\sigma) \right) = g_i \delta(\sigma), \quad (2.15)$$

with the boundary condition

$$g_i = -\frac{\Delta_i A_i' \lambda^2}{\sqrt{h^4 X_i'^2 - \lambda^2 A_i'^2}} + \Omega_i. \quad (2.16)$$

Variation with respect to the Lagrange multipliers  $f_i$  and  $g_i$  imposes the conditions  $X_i = \bar{X}$  and  $A_i = \bar{A}$  at  $\sigma = 0$ . Variation with respect to  $\bar{X}$  and  $\bar{A}$  respectively implies that

$$\sum_i f_i = \sum_i g_i = 0. \quad (2.17)$$

The electric charge  $p_i$  on the worldvolume of each  $(p, q)$ -string is defined by  $p_i = \delta\mathcal{L}/\delta F_{i\tau\sigma}$  which gives

$$p_i = g_i = -\frac{\Delta_i A'_i \lambda^2}{\sqrt{h^4 X_i'^2 - \lambda^2 A_i'^2}} + \Omega_i. \quad (2.18)$$

Combined with Eq.(2.17), this yields the electric charge conservation  $\sum_i p_i = 0$  at the junction.

Similar charge conservation also holds for the  $q_i$ . To see that suppose we turn on a hypothetical background  $C_{(2)}$  field along the  $(\tau, \sigma)$  directions. This induces a Chern-Simons term for each string and we obtain the following extra contribution to the action

$$S_{CS} = \sum_i q_i \int d\tau d\sigma \partial_\sigma X_i^s C_{(2)\tau s} \theta(-\sigma). \quad (2.19)$$

In the above formula, by a coordinate transformation, the component of  $C_{(2)}$  along the  $X^s$  direction of the target plane is written. In ten dimensions, which one may consider as the bulk, the theory is invariant under the gauge transformation  $C_{(2)\tau\sigma} \rightarrow C_{(2)\tau\sigma} + \partial_\sigma \Lambda$ , where  $\Lambda$  is a scalar. For a string with no boundary, i.e. closed strings or infinite strings, the string action is invariant under this gauge transformation. However, in our model the strings terminate at  $\sigma = 0$ , so this is the boundary of the strings. Upon this gauge transformation on  $C_{(2)}$ , the string actions get a surface term

$$\delta S_{CS} = \sum_i q_i \int d\tau d\sigma \partial_\sigma X_i^s \partial_s \Lambda = 2 \sum_i q_i \int d\tau \Lambda(\sigma = 0). \quad (2.20)$$

To keep the action invariant under this gauge transformation we therefore require that  $\sum_i q_i = 0$ , which is the D-string charge conservation as desired.

The Hamiltonian of the system is

$$\begin{aligned} \mathcal{H} &= \sum_i p_i F_{i\tau\sigma} - \mathcal{L} \\ &= \sum_i f_i^s X_i^{s'}, \end{aligned} \quad (2.21)$$

where  $f_i$  is given in Eq.(2.14).

The energy of the system is given by  $E = \int d\sigma \mathcal{H}$  whereas the tension of each string  $T_i$  is defined such that  $E = \sum_i \int dX^s T_{is}$ . Using the above expression for the Hamiltonian, one obtains

$$T_i = f_i = \frac{h^4 \Delta_i X_i'}{\sqrt{h^4 X_i'^2 - \lambda^2 A_i'^2}}. \quad (2.22)$$

Furthermore, from Eq.(2.17) we conclude that

$$\sum_i T_i = 0. \quad (2.23)$$

Geometrically, this means that the vector sum of the string tensions vanishes. This indeed is the necessary condition for the string junction point to be stationary [28].

From Eq (2.18) the gauge field is given by

$$\lambda A_i' = \frac{h^2(p_i - \Omega_i)|X_i'|}{\sqrt{(\lambda \Delta_i)^2 + (p_i - \Omega_i)^2}}. \quad (2.24)$$

Define each string's direction by the unit vector  $\hat{n}_i = \frac{X_i'}{|X_i'|}$ . Using the above equation for the gauge field in Eq(2.22) for the tension of strings we obtain

$$T_i = \frac{h^2}{\lambda} \sqrt{\frac{q_i^2}{g_s^2} + \frac{M^2}{\pi^2} \sin^2\left(\frac{\pi p_i}{M}\right)} \hat{n}_i \quad (2.25)$$

which is in agreement with Eq(2.10).

The above results have the following interesting geometrical interpretation. Consider the coordinate system where  $p$  and  $q$  represent the horizontal and the vertical axes respectively as in **Fig. 1**. Then each string's direction in this coordinate system is given by

$$\hat{n}_i = \frac{1}{|T_i|} \left( \frac{M}{\pi} \sin \frac{\pi p_i}{M}, q_i \right). \quad (2.26)$$

Defining  $\beta_i$  as the angle between the  $i$ -th string and the  $q$ -axis, one obtains

$$\tan \beta_i = \frac{M}{\pi q_i} \sin \left( \frac{\pi p_i}{M} \right). \quad (2.27)$$

In the limit where  $M \rightarrow \infty$ , this reproduces the known result for the flat background [27].

For the junction point to be stationary one obtains from Eqs (2.23), (2.25) and (2.26) that

$$\sum_i \sin(\pi p_i/M) = 0 \quad , \quad \sum_i q_i = 0. \quad (2.28)$$

The second equation is automatically satisfied due to D-string charge conservation. Combining the first equation with the electric charge conservation  $\sum_i p_i = 0$  implies that

$$\prod_i \sin\left(\frac{\pi p_i}{M}\right) = 0. \quad (2.29)$$

This means that one of the strings should be in the form of a D-string, i.e. a  $(0, q)$ -string, while the remaining two strings are in the form of  $(p, q)$ -strings with opposite  $p$  charges. In other words, the system contains  $(0, q_1)$ ,  $(p_2, q_2)$  and  $(-p_2, q_3)$  strings. This configuration corresponds to the right hand side figure in **Fig. 1**.

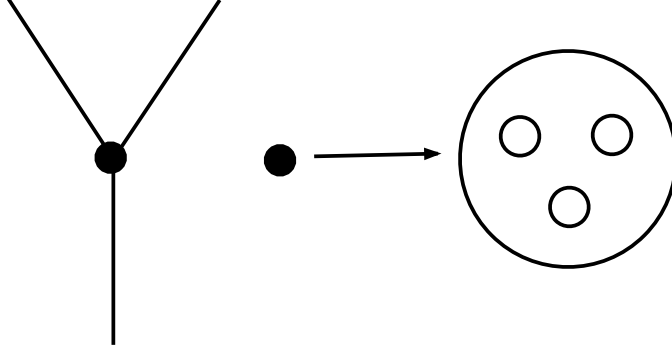
Of course, the above constraints are expected. As mentioned in the second paragraph after Eq (2.12), in order to cover the boundaries properly the  $|\psi_i|$  are made equal, if non-zero. This means that the two D3-branes which represent the  $(p_2, q_2)$  and  $(-p_2, q_3)$ -strings wrap the same  $S^2$  inside  $S^3$ , but with opposite orientations. The D3-brane corresponding to the  $(0, q_1)$ -string, on the other hand, shrinks to a point on this  $S^2$ , which we label by  $\psi = 0$ .

As mentioned, the above construction corresponds to a limited class of three-string junctions. It would be an interesting exercise to consider the general  $(p, q)$ -string junction with the boundary issue properly addressed. In some situations this may mean that the D3-branes end up on a spherical D3-brane. We study this case briefly in the next section.

### 3. Cosmic Necklaces

In this section we present a microscopical realization of a system of  $(p, q)$ -strings which end on point charges, i.e. dyons [33]. The cosmological implications of this system were recently studied in [34] and this configuration is dubbed “cosmic necklaces” [35]. The total charge of the system is conserved:  $\sum_i p_i = P$  and  $\sum_i q_i = Q$  where  $P$  and  $Q$  represent the electric and magnetic charges of the dyon or “bead”.

To realize this picture microscopically, as in the previous section, we interpret the long  $(p, q)$  cosmic strings as wrapped D3-branes with  $p$  and  $q$  units of electric and magnetic flux respectively. These D3-branes wrap the  $S^2$  inside the  $S^3$  and have one leg along  $x^\mu$ . The bead, on the other hand, is a D3-brane with  $P$  and  $Q$  units of electric and magnetic flux which wraps the entire  $S^3$  at the bottom of the throat. For a four-dimensional observer, this wrapped D3-brane looks like a point-like charged object, as desired. A schematic view of this idea for a three-string junction is presented in **Fig 2**. In this interpretation the  $S^3$  has three holes in its surface with each hole representing a  $S^2$ . A  $(p, q)$ -string can wrap around this  $S^2$ , so all boundaries are covered properly. From a four-dimensional point of view it is nothing but a three-string junction on a dyon. It will be an interesting exercise to work out the details of this construction such as the tension formula and the conditions for



**Figure 2:** Here a microscopic realization of cosmic necklaces is presented. The figure on the left hand side represents the junction of three strings on a bead or dyon. The figure on the right hand side shows how a dyon is constructed from a wrapped D3-brane. The D3-brane is an  $S^3$  with three holes. Each hole represents an  $S^2$  that the D3-branes corresponding to the  $(p, q)$ -strings can wrap. The total charge of the system is conserved and all boundaries on  $S^3$  are covered properly.

static configuration, as performed in the previous section. Similarly, one can also construct the configuration where two  $(p, q)$ -strings end on a bead or a bead and an anti-bead are trapped in a closed  $(p, q)$ -string loop.

The important quantity in the cosmological evolution of a web of cosmic necklaces as compared to a web of  $(p, q)$ -strings is the quantity  $r$  [35, 34] defined by

$$r = \frac{M_b}{\mu d}, \quad (3.1)$$

where  $M_b$  is the mass of the bead,  $\mu$  is the tension of the cosmic string and  $d$  is the typical interbead distance along the string. If  $r \ll 1$  during the network evolution, then one may safely neglect the effect of beads and the web of cosmic necklaces effectively follows the evolution of the web of  $(p, q)$  cosmic strings. On the other hand, if  $r \gg 1$ , then the web is mostly dominated by beads and cosmologically it is a disaster. Effectively this represents a web of massive monopoles attached by light strings. It is well-known that massive monopoles will overclose the universe quickly [36]. In our construction of cosmic necklaces, we notice that the mass of the bead is given by the tension of D3-brane wrapped around  $S^3$  :

$$\begin{aligned} M_b &= 8\pi h (g_s M \alpha')^{3/2} T_3 \\ &= \frac{M^{3/2} g_s^{1/2}}{\pi^2 \alpha'^{1/2}} h \sim h m_s. \end{aligned} \quad (3.2)$$

In this expression,  $h$  stands for the warp factor at the bottom of the throat. This just indicates that the physical mass is redshifted inside the warped throat. In the

second line  $m_s$  represents the scale of string theory where  $m_s \sim \alpha'^{-1/2}$ . Using the above formula for the mass of the bead, we obtain

$$r \sim (h m_s d)^{-1}, \quad (3.3)$$

where the relation  $\mu \sim h^2 m_s^2$  for the cosmic string tension (from Eq.(2.25)) has been used. The quantity  $h m_s$  represents the physical mass scale of the throat where the junction is formed. It is the same throat where brane inflation takes place.

We can get useful information on the magnitude of  $r$  at the early stage of network evolution. In brane-antibrane inflation, it is shown that point-like defects, like monopoles, are not copiously produced [2]. This means that the interbead distance  $d$  is typically bigger than the Hubble radius at the end of inflation. Suppose  $T_r$  and  $H_r^{-1}$  are the temperature of the Universe and the Hubble radius at the end of reheating, respectively. We have  $H_r \sim T_r^2/M_P$ , where  $M_P$  is the Planck mass. Having  $d \geq H_r^{-1}$ , as argued above, implies that

$$r \leq \left( \frac{T_r}{h m_s} \right) \left( \frac{T_r}{M_P} \right). \quad (3.4)$$

In the above equation, the first bracket is less than unity since the reheating temperature is smaller than the scale of inflation  $h m_s$ . The second bracket is also much smaller than unity for  $T_r$  not bigger than the GUT scale. One can readily see that  $r$  is many orders of magnitude smaller than unity at early stages of the network evolution. This is a direct consequence of the facts that (a) in this model the monopoles are not copiously produced and (b) we have only one mass scale:  $h m_s$ . In conventional models when both monopoles and cosmic strings could be present, the mass of the monopoles and the tension of the cosmic strings have different origins. This is due to different symmetry breaking which happens at different energy scales in the early Universe. This results in different mass scales for monopoles and cosmic strings and in those models  $r$  can be bigger than or close to unity.

Although the initial value of  $r$  is very small it may increase in later stages of cosmic evolution. This problem was studied in [34]. It was argued that if the average loop size in the scaling regime is larger than  $10^3 G \mu t$ , where  $t$  is the cosmic time and  $G$  is the Newton constant, then networks of cosmic strings with beads are cosmologically safe.

#### 4. Semi-local defects in the throat

In the third and the final case, the D3-branes wrap zero-cycles in the throat, i.e they are points in the throat and stretch along the  $x^{0,1,2,3}$  directions. Here they are useful because we can construct semi-local defects using these branes. semi-local defects, as discussed in earlier papers, are non-topological defects that are

nevertheless stable for a long period of time and their existence depends more on the presence of global symmetries than that of local ones<sup>5</sup>. These defects were first constructed by Achúcarro and Vachaspati [7] and have important applications in the fields of cosmology, QFT and string theory.

Our approach to studying semi-local defects in the throat will be to first determine the possible change in the background once branes are incorporated<sup>6</sup>. The branes in question are the seven branes as well as the D3-branes. We will be able to divide the internal space into two distinct regions: A and B. In Region B we have seven branes and in Region A we will have the D3-branes. These are the D3-branes that form the third scenario of our set-up, namely, they do not wrap any cycles inside the throat geometry. Semi-local defects appear on the D3-branes. In fact it is interesting to note that to study semi-local defects with higher global symmetries [43] we would necessarily have to incorporate the three-string junctions that we studied earlier in the paper. These details will be discussed later in this section. Our first job is to determine the metric for the present case. We expect the metric to take the following form

$$ds^2 = F_0 ds_{0123}^2 + F_0^{-1} ds_{\mathcal{M}}^2, \quad (4.1)$$

where  $ds_{\mathcal{M}}^2$  is the internal six-dimensional metric and  $F_0$  is a harmonic form that will be specified later. Here we will first elaborate the local scenarios in both the regions A and B, and then try to argue for the existence of these defects using various background constraints.

Readers who are interested in the final result can skip section 4.1 and go directly to section 4.2 where the main constructions and their consequences are presented.

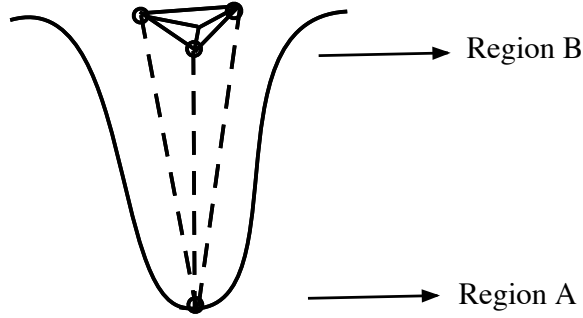
#### 4.1 The local metrics in two regions

The local story is however not as simple as that encountered earlier in [37] as it is complicated by the presence of a three-cycle at the end of the throat. This three-cycle is similar to the three-cycle present at the end of the throat in Klebanov-Strassler type models or the geometric transition models. As will be clear soon, our background is a close approximation to both these models, but differs from them because of the presence of extra fluxes and branes. We will also consider the backreactions on the

---

<sup>5</sup>This also means that a sudden emergence of global symmetries may render an unstable defect stable for some time. For details on this see [42].

<sup>6</sup>Recall that in the previous sections we have ignored the backreactions of the branes on the geometry. This is because we wanted to construct  $(p, q)$ -strings and their junctions in our 3+1-dimensional spacetime, so the backreaction effects on the internal geometry would have little effect and thus could be ignored. For semi-local strings/defects we need  $(p, q)$ -strings and junctions *inside* the internal space and therefore their masses and tensions will typically depend on the backreactions. Thus we cannot ignore them now.



**Figure 3:** A schematic view of a semi-local defect is shown in the throat. At the bottom of the throat, which we called region A in the text, we have D3-branes that are connected by a network of  $(p, q)$ -strings to the seven branes, located at the top of the throat. We call this region B in the text. These seven branes are connected by 3-string junctions as well as the  $(p, q)$ -strings. The complete network of branes, junctions and strings is responsible for creating semi-local defects on the D3-branes.

geometry once the effects of branes and fluxes have been taken into account. The resulting metric will be particularly involved as we need to carefully interpolate the metric from one region of interest to another. Since the procedure is elaborate, we will go in small steps. The first step is clear: we can argue that far away from the three-cycle the local geometry can be given by

$$ds_{\text{local}}^2 = \mathcal{A}_1 dr^2 + \mathcal{A}_2 (dz + f_1 dx + f_2 dy)^2 + (\mathcal{A}_3 dx^2 + \mathcal{A}_4 d\theta_1^2) + (\mathcal{A}_5 dy^2 + \mathcal{A}_6 d\theta_2^2). \quad (4.2)$$

This is almost like a conifold geometry except that the coefficients are not constant and  $(r, x, y, z, \theta_{1,2})$  are local coordinates with  $dz$  being the local  $U(1)$  fibration<sup>7</sup>. In fact with constant coefficients we will not be able to satisfy the equations of motion. The definitions of these coefficients are exactly the same as in Eq. (2.28) and Eq. (2.29) of [37], namely:

$$\mathcal{A}_i = 1 + \frac{\alpha_i}{\mathcal{F}_i(r_0)} r + \frac{\beta_i}{\mathcal{F}_i(r_0)} r^2, \quad (4.3)$$

with the subscript  $i$  running from  $i = 1, 2, 3, 5$ . For  $i = 4, 6$  we need to replace Eq. (4.3) by  $\mathcal{A}_i \rightarrow \frac{\mathcal{A}_i}{1+g(\Theta_i)}$  where  $\Theta_{4,6} \equiv \theta_{1,2}$ . As discussed in [37] the function  $g(\Theta_i)$  is another perturbative series in  $\Theta_i$  whose details will not concern us here. The

---

<sup>7</sup>Choosing the local coordinates is easy. We can go to a patch where the geometry looks like a conifold. The non-compact global metric of this is specified by coordinates  $(\tilde{r}, \phi_{1,2}, \psi, \theta_{1,2})$  with  $\tilde{r}$  the radial coordinate and the others angular (see the first reference of [30] for details). We specify a point  $P_0 = (r_0, \phi_{1,2}^0, \psi_0, \theta_{1,2}^0)$ , and the local coordinates  $(r, x, y, z, \theta_{1,2})$  measure the deviations from  $P_0$ .

geometry also has two tori given by

$$dz_1 = dx + id\theta_1, \quad dz_2 = dy + id\theta_2. \quad (4.4)$$

The reason the local geometry has non-trivial coefficients is not just because of equations of motion, but because with non-trivial coefficients (a) we will be able to accomodate extra terms in the metric without violating equations of motion, and (b) it will be easier to add three and seven branes. So the first question is what are the allowed extra terms that we could add to Eq. (4.2) if we wanted to specify the metric close to the three-cycle?

The most generic terms that we could add to our local metric so as to describe the local geometry near the three-cycle are the following:

$$\begin{aligned} ds_1^2 = & a_1 d\theta_1 d\theta_2 + a_2 dx dy + a_3 dx d\theta_1 + \\ & + a_4 dx d\theta_2 + a_5 dy d\theta_1 + a_6 dy d\theta_2, \end{aligned} \quad (4.5)$$

with  $a_i$  coefficients that could in general be functions of all the coordinates. The above terms are very generic but we can simplify this a little bit. It is easy to see that the following terms of the above metric

$$a_3 dx d\theta_1 + a_6 dy d\theta_2 \quad (4.6)$$

can be easily absorbed in  $ds_{\text{local}}^2$  by changing the complex structure of the two tori Eq. (4.4). This will leave only four coefficients in Eq. (4.5). It is also interesting to note that the combined metric

$$ds_{\mathcal{M}}^2 = ds_{\text{local}}^2 + ds_1^2 \quad (4.7)$$

can be simplified further if we allow the following relations between some of the unknown coefficients:

$$a_1 = -a_2, \quad a_4 = a_5, \quad f_1 = f_1(\theta_1), \quad f_2 = f_2(\theta_2). \quad (4.8)$$

The above condition can be motivated from various earlier scenarios. The original Klebanov-Strassler model [21] has a similar structure at the far IR of the geometry, but differs from our case by the absence of three and seven branes. The geometry that is closest to our set-up is the one that was studied in [38] (for short reviews see [39]). We will soon provide a more rigorous way to analyse these coefficients (which was not attempted before). But before that observe that imposing the relation Eq. (4.8) on the metric Eq. (4.7) gives a result which simplifies quite a bit under a rotation of  $(dx, d\theta_1)$  by a constant angle  $\alpha$  to:

$$ds_1^2 \xrightarrow{\alpha} g (d\theta_1 d\theta_2 - dx dy), \quad (4.9)$$

when  $a_1$  is made proportional to  $\cos \alpha$  and  $a_4$  is made proportional to  $\sin \alpha$ . (The coefficient  $g$  will be made more precise later.) Such an identification will allow us to write the background equations in a simple form, as we will see below<sup>8</sup>.

To analyse the background equations of motion, we will use the same technique that was developed in [37]. The method involves an order-by-order expansion in terms of coefficients used to write the metric Eq. (4.2). We would urge the reader to go through the analysis in [37] as we will not elaborate on the techniques again here. Instead only final results will be presented.

The first few relations are easy to derive as they follow exactly the same procedure studied in [37]. The simplest relations between the coefficients are:

$$\begin{aligned} \frac{\alpha_1}{\mathcal{F}_1} - \frac{\alpha_3}{\mathcal{F}_3} - \frac{\alpha_5}{\mathcal{F}_5} &= 0, \\ \frac{\beta_1}{\mathcal{F}_1} - \frac{\beta_3}{\mathcal{F}_3} - \frac{\beta_5}{\mathcal{F}_5} &= \frac{\alpha_3 \alpha_5}{\mathcal{F}_3 \mathcal{F}_5}. \end{aligned} \quad (4.11)$$

These are somewhat similar to the equations that were derived for a resolved conifold background in a geometric transition setting. This might seem a little puzzling as both the geometry and the topology of our present background is very different from the resolved conifold studied in [37] and [38]. The reason we still have the same relations is that these relations are derived from analysing the non-compact radial geometry of our system. Since the radial behavior of our geometry cannot be too different from the radial behavior studied earlier, the relations Eq. (4.11) remain unaltered.

The next question therefore is to ask whether the  $U(1)$   $dz$ -fibration would change or not. Here we can take a cue from the Klebanov-Strassler solution [21] and the geometrical transition set-up of [38]. The  $U(1)$  fibrations in both set-ups remain the same. This consideration therefore gives us the following relations between the other coefficients:

$$\begin{aligned} \frac{\alpha_2}{\mathcal{F}_2} + \frac{\alpha_4}{\mathcal{F}_4} + \frac{\alpha_6}{\mathcal{F}_6} &= 0, \\ \frac{\beta_2}{\mathcal{F}_2} + \frac{\beta_4}{\mathcal{F}_4} + \frac{\beta_6}{\mathcal{F}_6} &= \frac{\alpha_4^2}{\mathcal{F}_4^2} + \frac{\alpha_6^2}{\mathcal{F}_6^2} + \frac{\alpha_4 \alpha_6}{\mathcal{F}_4 \mathcal{F}_6}, \end{aligned} \quad (4.12)$$

which differ from Eq. (4.11) not only in relative signs but also in the presence of extra terms. These relative signs are crucial because they tell us that the global

---

<sup>8</sup>This is a little subtle. The transformation that we are doing here on  $ds_1^2$  Eq. (4.5) using Eq. (4.8) is:

$$\begin{pmatrix} dx \\ d\theta_1 \end{pmatrix} \longrightarrow \begin{pmatrix} \cos \alpha & \sin \alpha \\ -\sin \alpha & \cos \alpha \end{pmatrix} \begin{pmatrix} dx \\ d\theta_1 \end{pmatrix} \quad (4.10)$$

which doesn't quite keep the  $dz$   $U(1)$  fibration invariant. This is not *a priori* a problem for our case because although we will use this simplification to get the metric, we will always work with the full three-cycle metric Eq. (4.7).

structure of the manifold will *not* have a trivial  $U(1)$ . Furthermore for the simplest scenario with local square tori, there are further approximate simplifications:

$$\begin{aligned}\frac{\alpha_3}{\mathcal{F}_3} &\approx \frac{\alpha_5}{\mathcal{F}_5}, & \frac{\alpha_4}{\mathcal{F}_4} &\approx \frac{\alpha_6}{\mathcal{F}_6}, \\ \frac{\beta_3}{\mathcal{F}_3} &\approx \frac{\beta_5}{\mathcal{F}_5}, & \frac{\beta_4}{\mathcal{F}_4} &\approx \frac{\beta_6}{\mathcal{F}_6},\end{aligned}\tag{4.13}$$

which are approximate because in the geometric transition set-up the base tori do not seem to have the same complex structures, although on the other hand in the Klebanov-Strassler case the equality is exact. Our scenario lies halfway between these two pictures, and therefore we do not expect exact equality in Eq. (4.13).

#### 4.1.1 Gluing in a three-cycle in region A

Up to now our considerations have followed somewhat closely the ideas developed in [37]. These were related to the local metric  $ds_{\text{local}}^2$  in Eq. (4.2). Now we should consider the additional corrections in  $ds_1^2$ . These corrections could succinctly be written as

$$ds_1^2 = \mathcal{G} (d\theta_1 d\theta_2 - dx dy) + \mathcal{H} (dx d\theta_2 + dy d\theta_1)\tag{4.14}$$

where the relative signs have already been explained. Observe that  $\mathcal{G}$  is proportional to  $g$  in Eq. (4.9). The coefficients  $\mathcal{G}$  and  $\mathcal{H}$  have the following perturbative expansions:

$$\begin{aligned}\mathcal{G} &= 1 + \frac{\alpha_7}{\mathcal{F}_7(r_0)}r + \frac{\beta_7}{\mathcal{F}_7(r_0)}r^2, \\ \mathcal{H} &= 1 + \frac{\alpha_8}{\mathcal{F}_8(r_0)}r + \frac{\beta_8}{\mathcal{F}_8(r_0)}r^2,\end{aligned}\tag{4.15}$$

where  $r_0$ , as mentioned before, is a point in the manifold around which the local geometry is determined. In fact when  $r_0$  is close to the three-cycle, then the local metric is precisely Eq. (4.7). Far away from the three-cycle in the throat, the local metric is Eq. (4.2) as we discussed before. In addition to that, the local consideration also assumes that we can ignore  $\mathcal{O}(r^3)$  terms in Eq. (4.15).

The next question would be to ask how the three-cycle Eq. (4.14) is glued to the local metric Eq. (4.2). This is not too difficult to work out: the background equations will now tell us that the coefficients appearing in Eq. (4.15) above are not independent and can be connected to the other coefficients studied earlier. The relations are somewhat similar to Eq. (4.12) but differ in coefficients and relative signs:

$$\begin{aligned}s_1 \cdot \frac{\alpha_7}{\mathcal{F}_7} - \frac{\alpha_3}{\mathcal{F}_3} - \frac{\alpha_5}{\mathcal{F}_5} &= 0, \\ s_1 \cdot \frac{\beta_7}{\mathcal{F}_7} - \frac{\beta_3}{\mathcal{F}_3} - \frac{\beta_5}{\mathcal{F}_5} &= \frac{\alpha_3 \alpha_5}{2 \mathcal{F}_3 \mathcal{F}_5} - \frac{\alpha_3^2}{4 \mathcal{F}_3^2} + \frac{\alpha_5^2}{4 \mathcal{F}_5^2},\end{aligned}\tag{4.16}$$

where  $s_1$  is a constant *tunable* factor that will be determined below. The other coefficients also have similar relations in terms of our earlier coefficients:

$$\begin{aligned} s_2 \cdot \frac{\alpha_8}{\mathcal{F}_8} - \frac{\alpha_4}{\mathcal{F}_4} - \frac{\alpha_6}{\mathcal{F}_6} &= 0, \\ s_2 \cdot \frac{\beta_8}{\mathcal{F}_8} - \frac{\beta_4}{\mathcal{F}_4} - \frac{\beta_6}{\mathcal{F}_6} &= \frac{\alpha_4 \alpha_6}{2 \mathcal{F}_4 \mathcal{F}_6} - \frac{\alpha_4^2}{4 \mathcal{F}_4^2} + \frac{\alpha_6^2}{4 \mathcal{F}_6^2}, \end{aligned} \quad (4.17)$$

but now with a different constant  $s_2$  compared to Eq. (4.16). Now using the approximate equalities between the earlier coefficients Eq. (4.13) we can easily argue the following equalities (again approximate)

$$\frac{\alpha_8}{\mathcal{F}_8} \approx \frac{s_1}{s_2} \cdot \frac{\alpha_7}{\mathcal{F}_7} \quad \text{and} \quad \frac{\beta_8}{\mathcal{F}_8} \approx \frac{s_1}{s_2} \cdot \frac{\beta_7}{\mathcal{F}_7} \quad (4.18)$$

where we note that only the ratio  $\frac{s_1}{s_2}$  shows up. This ratio is in fact a constant and not tunable, and one can identify this with the angular transformation  $\alpha$  in Eq. (4.9). Calling this ratio  $\frac{s_2}{s_1} = \tan \alpha$ , we can show that

$$s_1 = \frac{2 \sec \alpha \alpha_3}{\sqrt{\alpha_3^2 - \mathcal{F}_3^2}}, \quad s_2 = \frac{2 \operatorname{cosec} \alpha \alpha_5}{\sqrt{\alpha_5^2 - \mathcal{F}_5^2}}, \quad (4.19)$$

where again we can use Eq. (4.13) to simplify the above relations. Comparing now Eqs. (4.16), (4.17) and (4.19) we see that the local metric Eq. (4.2) is the limit of Eq. (4.7) when

$$s_1 \rightarrow \infty, \quad s_2 \rightarrow \infty, \quad (4.20)$$

which takes us away from the three-cycle at the bottom of the throat. In this limit however our perturbative expansions of the coefficients break down and therefore we cannot impose them on our geometry. It also means that the three-cycle is located at the far IR of the geometry (i.e deep down the throat of our geometry).

Solving the above set of relations is simple once we specify the metric of one torus, say  $dz_1$ . In other words once  $\mathcal{A}_3$  and  $\mathcal{A}_4$  are both specified, all other  $\mathcal{A}_i$  can be easily determined. The issue however is whether there could be a further simplification by making the  $dz_1$  torus a square torus. In general, as it turns out, this is not always possible. In our case it depends on whether the angle  $\alpha$  is a good symmetry or not when extra D3-branes are introduced in the geometry. As mentioned in Eq. (4.1), putting in D3-branes alters the background metric by an overall warp factor  $F_0$ . Secondly, in this region the effects of seven branes are negligible and therefore the geometry is close to the Klebanov-Strassler case. Therefore all these considerations suggest

$$\mathcal{A}_3 \approx \mathcal{A}_4 \quad (4.21)$$

and we have square tori<sup>9</sup>. With this consideration, the only unknown in our relations would be  $\mathcal{A}_3$  or  $\frac{\alpha_3}{\mathcal{F}_3}$  and  $\frac{\beta_3}{\mathcal{F}_3}$ , whose values can be determined directly from the harmonic relations<sup>10</sup>. For our case let us assume that

$$\mathcal{A}_3 = 1 + \frac{\alpha_3}{\mathcal{F}_3(r_0)}r + \frac{\beta_3}{\mathcal{F}_3(r_0)}r^2 \equiv 1 + a_0 r + b_0 r^2, \quad (4.22)$$

with  $a_0, b_0$  constants. Once we know these coefficients, all other  $\mathcal{A}_i$  can be easily determined by solving the set of equations given above. They are given by:

$$\begin{aligned} \mathcal{A}_1 &= 1 + 2a_0 r + (a_0^2 + 2b_0) r^2, & \mathcal{A}_2 &= 1 - 2a_0 r + (3a_0^2 - 2b_0) r^2, \\ \mathcal{A}_5 &\approx \mathcal{A}_6 \approx \mathcal{A}_4 \approx \mathcal{A}_3 = 1 + a_0 r + b_0 r^2, \\ \mathcal{A}_7 &= 1 + \frac{2a_0}{s_1} r + \frac{a_0^2 + 4b_0}{2s_1} r^2, & \mathcal{A}_8 &= 1 + \frac{2a_0}{s_2} r + \frac{a_0^2 + 4b_0}{2s_2} r^2. \end{aligned} \quad (4.23)$$

Using these therefore the metric in region A can be completely specified once we know the other two coefficients  $s_1$  and  $s_2$ . For our case they are given by

$$s_1 = 2 \sec \alpha \frac{a_0}{\sqrt{a_0^2 - 1}}, \quad s_2 = 2 \operatorname{cosec} \alpha \frac{a_0}{\sqrt{a_0^2 - 1}}, \quad (4.24)$$

with  $\alpha$  being the angle by which we made a transformation in Eq. (4.9).

#### 4.1.2 The metric in region B

Although using the limit Eq. (4.20) doesn't seem to give us the metric at large  $r$ , we can nevertheless determine the precise local geometry using a different technique. This technique was used before in [40] to determine the D5-D7 bound-state metric in a conifold (or resolved conifold) background.

However before we go into determining the metric far away from the three-cycle, let us analyse the situation first. We divided our background into two regions of interest. Region A is close to the three-cycle with the local metric being given by Eq. (4.7). Region B is far away from the three cycle and is in the limit Eq. (4.20) where we will put our seven branes. The D3-branes – parallel to the seven branes and stretched along  $x^{0,1,2,3}$  – will be kept in region A such that they are far away from the seven branes. The seven branes wrap a four-cycle along the directions  $(z, y, \theta_2, \theta_1)$  and therefore can be separated along the radial direction  $r$  and angular direction  $x$  (which is related to  $\phi_1$  in our local coordinates). The precise metric is given by

$$\begin{aligned} ds_{\text{IIB}}^2 &= \frac{ds_{0123}^2}{\sqrt{h}} + \frac{1}{\sqrt{h}} [d\theta_2^2 + \bar{\kappa}_2^{-1} dy^2] + \sqrt{h} [dr^2 + dx_-^2] + \frac{\kappa\sqrt{h}}{\tilde{h}} d\theta_1^2 + \\ &\quad + \frac{\sqrt{h}\bar{\kappa}_1}{\tilde{h}Q_-} \cos^2 \sigma_2 (dz + f_1 dx + f_2 dy)^2, \end{aligned} \quad (4.25)$$

<sup>9</sup>Recall that this is not the case for the geometric transition set-up [38].

<sup>10</sup>A special case was worked out completely in [37].

which is almost of the form Eq. (4.2) as one would have expected except that in place of  $dx^2$  we have a modified coordinate  $dx_-^2$  that captures the geometry<sup>11</sup>. This coordinate is related to  $x$  in the following way:

$$x \equiv \int dx_- \frac{\sqrt{\kappa} \cos^2 \sigma_1}{\sqrt{\bar{\kappa}_1}} + x_+ \frac{\sin 2\sigma_1}{2\sin \sigma_2}, \quad (4.26)$$

which also means that the harmonic function dependence for the seven brane is not the naively expected result. Rather what we have for  $h$  in Eq. (4.25) is

$$h = \sqrt{1 - \frac{n}{4\pi} \sqrt{e^{-\phi_0} + \chi_0^2 e^{\phi_0}} \log(r^2 + x_-^2)}, \quad (4.27)$$

where  $\chi_0, \phi_0$  are the asymptotic values of the axion-dilaton appearing due to the seven branes and  $n$  is the number of coincident seven branes in our set-up<sup>12</sup>. As one would expect, this will give rise to  $SU(n)$  global symmetry on the D3 branes at the end of the throat. The constant angles  $\sigma_{1,2}$  are related to the background fluxes as well as the  $U(1)$  fibration in the geometry Eq. (4.25). All other variables appearing in the above equations are defined in [40] to which the reader can refer for more details.

With these considerations, we are ready to study semi-local defects on the D3-branes. Putting D3-branes in region A is easy: we already gave the relevant form of the local metric there as Eq. (4.1) with  $ds_{\mathcal{M}}^2$  defined in Eq. (4.7). The metric in region B with seven branes is Eq. (4.25) above. The regions are far apart so as to satisfy the criteria laid down in [10]; namely, the gauge symmetries on the seven branes appear as global symmetries on the D3-branes.

## 4.2 Construction of defects

Now that we have laid down the metrics in the two regions, it is time to construct semi-local defects. In fact construction of semi-local defects relies on three constraints that we illustrate below. These constraints need to be met otherwise no semi-local defects can form.

- The first constraint can be derived directly from the metric information in region B. The full global behavior is unrequired. The constraint is that we need the following integral:

$$\mathcal{I} = \int_{\Sigma_4} \sqrt{\frac{\kappa \bar{\kappa}_1}{\bar{\kappa}_2 Q_-}} \cdot \frac{\cos \sigma_2}{\tilde{h}} \quad (4.28)$$

---

<sup>11</sup>In fact the  $f_i$  values in the  $U(1)$  fibration would be slightly different. They are given by  $f_1 = \sqrt{h} \kappa_1^{-1} \tan \sigma_1 \sec \sigma_2$ , and  $f_2 = -\kappa_1^{-1} \kappa_2^{-1} \tan \sigma_2$ . Only for small  $\sigma_i$  are both the  $f_i$  proportional to  $\tan \sigma_i$ .

<sup>12</sup>There are also other non-trivial fields switched on for this case in addition to the axion-dilaton. However we expect to see negligible effects of these fields at the tip of the throat where D3 branes are located.

to be maximised. In fact ideally if  $\mathcal{I} \rightarrow \infty$  then the defect formation here would match with the original construction of [7], [41]. This is because the gauge fields from the seven branes couple to the three branes with a coupling constant proportional to  $\mathcal{I}^{-1}$ . Thus for small  $\mathcal{I}$  any semi-local defect would quickly dissociate away. We see that it is not so difficult to adjust the parameters appearing in Eq. (4.28) to maintain a very large value. The metric of the four-cycle  $\Sigma_4$  over which we will be performing the integral is given by

$$g(\Sigma_4) = \begin{pmatrix} \frac{\kappa\sqrt{h}}{\tilde{h}} & 0 & 0 & 0 \\ 0 & \frac{1}{\sqrt{h}} & 0 & 0 \\ 0 & 0 & \frac{\sqrt{h} \bar{\kappa}_1 \cos^2 \sigma_2}{\tilde{h} Q_-} & \frac{f_2 \sqrt{h} \bar{\kappa}_1 \cos^2 \sigma_2}{\tilde{h} Q_-} \\ 0 & 0 & \frac{f_2 \sqrt{h} \bar{\kappa}_1 \cos^2 \sigma_2}{\tilde{h} Q_-} & \mathcal{Q} \end{pmatrix}, \quad (4.29)$$

where the diagonal elements of this metric correspond to  $g_{\theta_1\theta_1}, g_{\theta_2\theta_2}, g_{zz}$  and  $g_{yy}$  respectively. The element  $\mathcal{Q}$  appearing above is

$$\mathcal{Q} \equiv g_{yy} = \frac{1}{\bar{\kappa}_2 \sqrt{h}} + \frac{f_2^2 \sqrt{h} \bar{\kappa}_1 \cos^2 \sigma_2}{\tilde{h} Q_-}, \quad (4.30)$$

where  $f_2$  takes the value specific for region B (recall that in region A  $f_{1,2}$  are different). Modulo this subtlety all other definitions remain the same as discussed above.

- The second constraint can also be derived from the metric information that we laid down in the previous section, except that now we need the full global behavior. The metric in question is the one orthogonal to the four-cycle  $\Sigma_4$  discussed above, and therefore is the line element associated with  $(r, x)$  locally. This line element in region B is

$$\begin{aligned} \frac{ds_B^2}{\sqrt{h}} = & \left( 1 + \frac{\kappa \cos^4 \sigma_1 \cos^2 \sigma_2 f_1^2}{\tilde{h} Q_-} \right) dx_-^2 + \frac{\sin^2 2\sigma_1}{4 \tan^2 \sigma_2} \cdot \frac{\bar{\kappa}_1}{\tilde{h} Q_-} dx_+^2 + \\ & + \frac{f_1^2 \sqrt{\kappa \bar{\kappa}_1}}{\tilde{h} Q_-} \cdot \frac{\cos^2 \sigma_1 \cos^2 \sigma_2 \sin 2\sigma_1}{\sin \sigma_2} dx_- dx_+ + dr^2, \end{aligned} \quad (4.31)$$

where  $x_{\pm}$  are not independent or orthogonal coordinates. Rather they are some linear decomposition of  $x$  described above in Eq. (4.26). A  $(p, q)$ -string stretched in this region will have a mass proportional to

$$m_B = \int_{\mathbf{B}} T_{p,q} ds_B, \quad (4.32)$$

where  $T_{p,q}$  is the  $(p, q)$ -string tension (the relevance of the  $(p, q)$ -string will become clear soon). Observe that this is a string stretched in the internal space as opposed to the  $(p, q)$ -string stretched along the spacetime directions that were studied in earlier sections.

The relevant metric in region  $A$ , on the other hand, can be derived using the order-by-order expansion that we did above. As before, the line element is along  $(r, x)$ , and is given as

$$ds_A^2 = \mathcal{A}_1 dr^2 + \mathcal{J} dx^2, \quad (4.33)$$

where  $\mathcal{A}_1$  is the same variable appearing in Eq. (4.2) and whose value was determined in Eq. (4.23). Furthermore, this time  $x$  is not split into  $x_{\pm}$ . The other variable  $\mathcal{J}$  has the following expansion in powers of  $r$ :

$$\mathcal{J} = J_0 + \frac{\alpha_9}{\mathcal{F}_9(r_0)} r + \frac{\beta_9}{\mathcal{F}_9(r_0)} r^2 \quad (4.34)$$

which differs from our earlier perturbative expansions by the appearance of  $J_0$  as the first term. The background equations will tell us that the coefficients appearing in this equation are not independent, and can be related to earlier coefficients in the following way:

$$\begin{aligned} \frac{\alpha_9}{\mathcal{F}_9} &= \frac{\alpha_3}{\mathcal{F}_3} + \left( \frac{\alpha_4}{\mathcal{F}_4} + \frac{\alpha_6}{\mathcal{F}_6} \right) f_1^2, \\ \frac{\beta_9}{\mathcal{F}_9} &= \frac{\beta_3}{\mathcal{F}_3} + \left( \frac{\beta_4}{\mathcal{F}_4} + \frac{\beta_6}{\mathcal{F}_6} + \frac{\alpha_4 \alpha_6}{\mathcal{F}_4 \mathcal{F}_6} \right) f_1^2, \end{aligned} \quad (4.35)$$

which means, using earlier relations, we can uniquely determine  $\mathcal{J}$  to the relevant order. The coefficient  $J_0$  is slightly bigger than 1, and is given by

$$J_0 = 1 + f_1^2, \quad (4.36)$$

with  $f_1$  defined in region  $A$  (which from Eq (2.29) of [37] is a power expansion in  $\theta_1$ , the local angular coordinate appearing in Eq. (4.2))<sup>13</sup>, and the relevant line element in region  $A$  can now be easily determined because we can solve the set of equations (4.35) in terms of  $a_0$  and  $b_0$  to give us:

$$\begin{aligned} ds_A^2 &= [1 + 2a_0 r + (a_0^2 + 2b_0) r^2] dr^2 + \\ &+ (1 + f_1^2) \left[ 1 + \frac{1 + 2f_1^2}{1 + f_1^2} a_0 r + \left\{ \frac{f_1^2}{1 + f_1^2} a_0^2 + \left( \frac{1 + 2f_1^2}{1 + f_1^2} \right) b_0 \right\} r^2 \right] dx^2. \end{aligned} \quad (4.37)$$

Therefore the mass of a string stretched in this regime will be given by a relation similar to Eq. (4.32) with  $ds_B$  replaced by  $\frac{ds_A}{F_0}$  where  $F_0$  defined in Eq. (4.1) is the harmonic form associated with coincident D3-branes.

The question now is to find the mass of the string stretched between regions  $A$  and  $B$ . For that we need the interpolating metric between Eq. (4.2) and Eq. (4.25)

---

<sup>13</sup>It is interesting to note that in some cases, studied for example in [38], the power series in  $\theta_1$  would converge to give us  $\cot \theta_1$ . This would imply that  $J_0 = \text{cosec}^2 \theta_1$  with  $\theta_1 > 0$ .

i.e. from the regime where at the boundary of region  $A$  the size of the three-cycle is almost zero, to the boundary of region  $B$  where  $dx_- \approx dx$ . Clearly the interpolating metric is now the metric of a warped conifold! This is also exactly the regime where in [44] the analysis of uplifting was done. The mass of the string stretched between the three and seven branes is therefore

$$m = m_A + m_B + m_{AB}, \quad (4.38)$$

with  $m_{AB}$  computed using the line element for  $(dr, dx)$  using a warped conifold<sup>14</sup>. Our constraint therefore is that  $m$  computed using the metric should be minimised.

- Our third constraint is that there should exist an F-theory [46] lift of the background. This is not too difficult to show. We know of the following three cases:

- (a) For the warped conifold case, the F-theory lift has been shown to exist in [47].
- (b) For the warped deformed conifold case, the F-theory lift has been shown to exist in [48] by compactifying the manifold.
- (c) For the warped resolved conifold case, the F-theory lift has been shown to exist in the third reference of [38]. In fact a conifold transition can be shown to reproduce the F-theory lift of the deformed case also.

We see that for our case then F-theory description can be easily constructed. Once an F-theory description is given – satisfying the other two constraints – it is easy to construct semi-local defects because an F-theory picture can be used to construct global symmetries in the set-up (a schematic view of the whole set-up is given in **Fig. 3**) *without* violating the type IIB equations of motion. Assuming the global group is  $\mathcal{G}$ , the semi-local defects can be constructed using the following procedures that were laid down in [19]:

- Given any global group with the corresponding algebra  $\mathcal{G}$ , first find the *maximal* regular subalgebra  $\mathcal{H}$ . Having a maximal subalgebra would mean that we could ignore the  $u(1)$  groups.
- The subalgebra should be expressible in terms of a product of two smaller subalgebras, namely  $\mathcal{H} = \mathcal{H}_1 \times \mathcal{H}_2$ .
- One of the  $\mathcal{H}_i$  should form the *local* gauge symmetry on the D3 brane(s). For example let us assume  $\mathcal{H}_1$  to be the allowed local algebra (or the local group) on the D3-brane(s).

---

<sup>14</sup>This should be compared to the similar situation encountered in the D3/D7 system [17], [10], [19] where the mass of the string stretched between three and seven branes could be computed by extending the result of [45] to the warped case.

- The local group<sup>15</sup>  $\mathcal{H}_1$  should have the required homotopy classification  $\pi_n(\mathcal{H}_1^c) = \mathbb{Z}$ , where  $\mathcal{H}_1^c$  is the coset for the group  $\mathcal{H}_1$ .

Then semi-local defects can form on the D3-brane(s) worldvolume with a global symmetry  $\mathcal{G}$ , provided the energetics also allow for this. The generic breaking pattern of the groups in this case will be:

$$\mathcal{G}_g \times (\mathcal{H}_1)_l \xrightarrow{\Phi} (\mathcal{H}_2)_g \times (\mathcal{H}_1)_g, \quad (4.39)$$

where the subscript  $g$  and  $l$  refer to global and local symmetries respectively. The corresponding coset manifold  $\mathcal{M}_G$ , for which every point  $p$  corresponds to a semi-local defect that cannot be deformed into another one with finite energy, is given by

$$\mathcal{M}_G = \frac{\mathcal{G}}{\mathcal{H}_1 \times \mathcal{H}_2}. \quad (4.40)$$

In fact the above is the most generic construction of semi-local defects and can be shown to accommodate all the known semi-local defects constructed so far! It is also not too difficult to show that the  $\mathcal{M}_G$  form quaternionic Kähler manifolds whose classifications have been done in the mathematics literature by Wolf and Alekseevskii [49].

## 5. Cosmological implications

Unlike monopoles and domain walls, cosmic strings are cosmologically safe. Although cosmic strings cannot be the dominant source for the CMB anisotropies, they can contribute as a subdominant source up to a few percent [50]. This will put an upper bound on  $G\mu$ , the dimensionless number corresponding to cosmic string tension. An even stronger bound may come from recent studies on pulsar timing [51], which can give the upper bound  $G\mu \leq 1.5 \times 10^{-8}$ . This is within the bound obtained in warped brane-antibrane inflation models [52].

However, in these studies it is assumed that the cosmic strings are like gauge field strings with intercommutation probability  $P$  equal to unity. The evolution of cosmic string networks depends sensitively on the intercommutation probability. When two gauge field cosmic strings intersect, they exchange partners and the intercommutation probability is unity, i.e.  $P = 1$ . Reducing  $P$  would increase the number density of cosmic strings at the final scaling regime. This also results in a stronger gravitational wave signal which may be detected in upcoming gravity wave experiments such as LIGO and LISA [53].

---

<sup>15</sup>We use the same notation for the group and its algebra. The distinction between them doesn't affect the analysis below.

For cosmic superstrings of different types, the situation is quite different. When strings of different types intersect, usually they cannot change partners to intercommute. Instead, a three-string junction of  $(p, q)$ -strings, as studied in section 2, is formed. Furthermore, for the case when intercommutation takes place, its probability may be significantly less than unity [11, 54]. In [11] the intercommutation probabilities for F-F, D-D and F-D collisions in flat background were calculated. It was shown that for F-strings, the reconnection probability is of order  $g_s^2$ . For typical values of  $g_s$ , this would lead to  $10^{-3} \leq P \leq 1$ . For D-D collisions, depending on the model, one finds that  $10^{-1} \leq P \leq 1$ , while for F-D collisions  $P$  may vary from 0 to 1.

When three-string junctions are present, the evolution of a cosmic string network is complicated [25, 12]. It is possible that the network evolves into a three-dimensional structure and freezes, for example see [25] and references therein. In this case it dominates the energy density of the Universe. This may put strong constraints on string formation in brane inflation. Whether or not the cosmic superstring network with junctions reaches the scaling may depend on  $g_s$  and the details of compactification. For example, consider the limiting case when  $g_s \ll 1$ . In this case D-strings are much heavier than F-strings by a factor of  $g_s^{-1}$ . One may effectively ignore the F-string contribution to the network. If the D-strings share more or less the same intercommutation probability as ordinary gauge strings, then the network reaches the scaling regime. Subsequently, the F-strings evolve separately later on.

In [13] the kinematical constraint on string intercommutation for a network with string junctions was studied. It was shown that two different types of string may not necessarily reconnect into a third string. Depending on their relative velocity, their ratio of tensions and the angle of collision, they may pass through each other or even form a locked system as an **X** configuration.

The evolution of  $(p, q)$ -cosmic superstrings with the specific tension formula Eq (2.10) was recently studied in [34]. Due to the non-linearity in the tension formula for F-strings, non-coprime  $p$  and  $q$  strings can combine to form a  $(p, q)$  bound state. This is different from the flat background case with the tension formula Eq (2.11). It was argued that the system reaches a scaling regime. Also in [34] the network of  $(p, q)$ -strings ending on point-like charged objects was studied. It was argued that if the average loop size is larger than  $10^3 G\mu t$  in the scaling regime, then the network of  $(p, q)$ -strings with beads is cosmologically safe.

Another interesting feature of cosmic strings with junctions is their novel implications for lensing. A straight cosmic string produces two identical images of cosmological objects like galaxies. The lensing from strings at a junction, however, is more nontrivial [55]. For example, for a **Y**-shaped string, three identical images of a single object can form. For strings in a network of junctions such as in [29], the lensing is even richer. This may include multiple identical images along with images where only parts of the object are present. It is not very probable to locate strings at

a junction in the sky, but if such lensing were observed it could provide a spectacular window to the  $(p, q)$ -string network.

Semi-local strings on the other hand, have interesting cosmological consequences as discussed in [20, 56, 10]. These strings formed at the end of inflation are generically short with monopoles stuck at the two ends. Thus two oppositely oriented strings<sup>16</sup> can either combine to form a big string, or merge and shrink to zero size. Only when these strings combine to form one long (or infinite) string, can they have large-scale density perturbations. However the probability that small semi-local strings would combine to form one infinite string is very low, and therefore will have very little effect on density perturbations. This in turn means that a copious production of cosmic strings, when converted to semi-local strings by enhancing the global symmetry (i.e by increasing the number of seven branes), will become cosmologically safe.

## 6. Discussion

In this paper we studied various solitonic or lump solutions in the throat region of warped six dimensional manifolds. The lump solutions that we studied in this paper are  $(p, q)$ -string junctions, cosmic necklaces, semi-local strings and generic semi-local defects. All these are classical solutions and appear in our four dimensional universe as defects. We also showed how  $(p, q)$ -strings and their junctions in the internal space (i.e the warped manifold) are important to study semi-local strings and defects. These solutions, which appear towards the end of inflation, have important applications in cosmology and therefore a detailed study of these solutions may give us insight into the cosmological evolution of our universe and string theory itself.

As an interesting exercise, one can study the BPS properties of the  $(p, q)$ -string junctions in KS throat. Motivated by [27, 28, 57], we expected that the three-string junction studied in section 2 to be supersymmetric. We expect the condition that the junction is supersymmetric will reproduce the constraints obtained in section 2 for a stationary junction. The semi-local strings on the other hand are supposedly BPS by construction, and has been rigorously demonstrated in a warped background of the form  $K3 \times T^2/\mathbb{Z}_2$  [10]. But for a warped throat of the form that we studied in section 4, this still needs to be shown.

In addition to studying classical lumps, we need to discuss their quantum descendents. The various quantum descendents would be related to small fluctuations of these solutions. An attempt to study zero mode fluctuations of three-string junctions in a flat background was done early on in [58]. For our case this will be subtle: the small fluctuations of these lumps would have to couple to the small fluctuations of the background warped geometry. This would then bring out the important question of the existence of normal modes in the system, much like the ones that we study

---

<sup>16</sup>Changing orientation means we are changing the monopoles to anti-monopoles.

when quantising kink or Sine-Gordon solitons. Other questions like, how do these quantum descendents influence large scale density perturbations or do these quantum effects have any signature on the post inflationary evolution of our universe, should now be addressed.

Finally, apart from cosmological applications, semi-local strings and defects have other applications in the areas of gauge theories, mathematics etc. For example these strings could be used to classify quaternionic Kähler manifolds and serve as a potential candidate to form a link between these exotic manifolds and non-abelian gauge theories with exceptional global symmetries. These and other details are beyond the scope of this paper and will be addressed elsewhere.

## Acknowledgements

We thank Robert Brandenberger, Jim Cline and Louis Leblond for useful discussions. Two of the authors (KD and HF) would also like to thank the Banff center for hospitality during the last summer when the project was initiated. This work is supported by NSERC grants. RG is also supported by a Chalk-Rowles fellowship.

## References

- [1] T. W. B. Kibble, “Cosmic strings reborn?,” astro-ph/0410073.
- [2] S. Sarangi and S.-H. H. Tye, “Cosmic string production towards the end of brane inflation,” Phys. Lett. B **536**, 185 (2002), hep-th/0204074.
- [3] N. T. Jones, H. Stoica and S.-H. H. Tye, ” The production, spectrum and evolution of cosmic strings in brane inflation”, Phys. Lett. B **563**, 6 (2003), hep-th/0303269.
- [4] G. R. Dvali and S. H. H. Tye, “Brane inflation,” Phys. Lett. B **450**, 72 (1999), hep-ph/9812483.
- [5] C. P. Burgess, M. Majumdar, D. Nolte, F. Quevedo, G. Rajesh and R. J. Zhang, “The inflationary brane-antibrane universe,” JHEP **0107**, 047 (2001), hep-th/0105204.
- [6] G. R. Dvali, Q. Shafi and S. Solganik, “D-brane inflation,” , hep-th/0105203.
- [7] T. Vachaspati and A. Achucarro, “semi-local cosmic strings,” Phys. Rev. D **44**, 3067 (1991); “semi-local and electroweak strings,” Phys. Rept. **327**, 347 (2000), hep-ph/9904229.
- [8] J. Urrestilla, A. Achucarro and A. C. Davis, “D-term inflation without cosmic strings,” Phys. Rev. Lett. **92**, 251302 (2004), hep-th/0402032.

- [9] P. Binetruy, G. Dvali, R. Kallosh and A. Van Proeyen, “Fayet-Iliopoulos terms in supergravity and cosmology,” *Class. Quant. Grav.* **21**, 3137 (2004), hep-th/0402046.
- [10] K. Dasgupta, J. P. Hsu, R. Kallosh, A. Linde and M. Zagermann, “D3/D7 brane inflation and semi-local strings,” *JHEP* **0408**, 030 (2004), hep-th/0405247.
- [11] M. G. Jackson, N. T. Jones and J. Polchinski, “Collisions of cosmic F- and D-strings,” *JHEP* **0510**, 013 (2005), hep-th/0405229.
- [12] S. H. Tye, I. Wasserman and M. Wyman, “Scaling of multi-tension cosmic superstring networks,” *Phys. Rev. D* **71**, 103508 (2005) [Erratum-ibid. *D* **71**, 129906 (2005), astro-ph/0503506.
- [13] E. J. Copeland, T. W. B. Kibble and D. A. Steer, “Collisions of strings with Y junctions,” *Phys. Rev. Lett.* **97**, 021602 (2006), hep-th/0601153; “Constraints on string networks with junctions,” arXiv:hep-th/0611243.
- [14] S. Kachru, R. Kallosh, A. Linde, J. M. Maldacena, L. McAllister and S. P. Trivedi, “Towards inflation in string theory,” *JCAP* **0310**, 013 (2003) hep-th/0308055; H. Firouzjahi and S. H. H. Tye, “Closer towards inflation in string theory,” *Phys. Lett. B* **584**, 147 (2004) hep-th/0312020; C. P. Burgess, J. M. Cline, H. Stoica and F. Quevedo, “Inflation in realistic D-brane models,” *JHEP* **0409**, 033 (2004) hep-th/0403119.
- [15] H. Firouzjahi, L. Leblond and S. H. Henry Tye, “The (p,q) string tension in a warped deformed conifold,” *JHEP* **0605**, 047 (2006) hep-th/0603161.
- [16] H. Firouzjahi, “Dielectric (p,q) strings in a throat,” *JHEP* **0612**, 031 (2006) hep-th/0610130.
- [17] K. Dasgupta, C. Herdeiro, S. Hirano and R. Kallosh, “D3/D7 inflationary model and M-theory,” *Phys. Rev. D* **65**, 126002 (2002), hep-th/0203019;
- [18] J. P. Hsu, R. Kallosh and S. Prokushkin, “On brane inflation with volume stabilization,” *JCAP* **0312**, 009 (2003), hep-th/0311077.
- [19] P. Chen, K. Dasgupta, K. Narayan, M. Shmakova and M. Zagermann, “Brane inflation, solitons and cosmological solutions: I,” *JHEP* **0509**, 009 (2005), hep-th/0501185.
- [20] A. Achucarro, J. Borrill and A. R. Liddle, “The formation rate of semi-local strings,” *Phys. Rev. Lett.* **82**, 3742 (1999), hep-ph/9802306; “semi-local string formation in two dimensions,” *Phys. Rev. D* **57**, 3742 (1998), hep-ph/9702368.
- [21] I. R. Klebanov and M. J. Strassler, “Supergravity and a confining gauge theory: Duality cascades and chiSB-resolution of naked singularities,” *JHEP* **0008**, 052 (2000), hep-th/0007191.
- [22] R. C. Myers, “Dielectric-branes,” *JHEP* **9912**, 022 (1999), hep-th/9910053.
- [23] S. Thomas and J. Ward, “Non-Abelian (p,q) strings in the warped deformed conifold,” *JHEP* **0612**, 057 (2006), hep-th/0605099.

- [24] C. Bachas, M. R. Douglas and C. Schweigert, “Flux stabilization of D-branes,” JHEP **0005**, 048 (2000), hep-th/0003037.
- [25] E. J. Copeland, R. C. Myers and J. Polchinski, “Cosmic F- and D-strings,” JHEP **0406**, 013 (2004), hep-th/0312067 ;
- [26] L. Leblond and S.-H. H. Tye, “Stability of D1-strings inside a D3-brane,” JHEP **0403**, 055 (2004), hep-th/0402072.
- [27] K. Dasgupta and S. Mukhi, “BPS nature of 3-string junctions,” Phys. Lett. B **423**, 261 (1998) hep-th/9711094.
- [28] S. J. Rey and J. T. Yee, “BPS dynamics of triple (p,q) string junction,” Nucl. Phys. B **526**, 229 (1998) hep-th/9711202.
- [29] A. Sen, “String network,” JHEP **9803**, 005 (1998) hep-th/9711130.
- [30] P. Candelas and X. C. de la Ossa, ”Comments On Conifolds,” Nucl. Phys. B **342**, 246 (1990); R. Minasian and D. Tsimpis, ”On the geometry of non-trivially embedded branes,” Nucl. Phys. B **572**, 499 (2000), hep-th/9911042; K. Ohta and T. Yokono, ” Deformation of conifold and intersecting branes,” JHEP **0002**, 023 (2000), hep-th/9912266; C. P. Herzog, I. R. Klebanov and P. Ouyang, ” Remarks on the warped deformed conifold,” hep-th/0108101. H. Firouzjahi and S. H. Tye, “The shape of gravity in a warped deformed conifold,” JHEP **0601**, 136 (2006) hep-th/0512076.
- [31] C. P. Herzog and I. R. Klebanov, “On string tensions in supersymmetric SU(M) gauge theory,” Phys. Lett. B **526**, 388 (2002) hep-th/0111078; S. A. Hartnoll and R. Portugues, “Deforming baryons into confining strings,” Phys. Rev. D **70**, 066007 (2004) hep-th/0405214; J. M. Ridgway, “Confining k-string tensions with D-branes in super Yang-Mills theories,” hep-th/0701079; J. Raeymaekers, “Open String Attractors,” hep-th/0702142.
- [32] H. Verlinde, “On metastable branes and a new type of magnetic monopole,” hep-th/0611069.
- [33] M. Hindmarsh and T. W. B. Kibble, “Beads On Strings,” Phys. Rev. Lett. **55**, 2398 (1985).
- [34] L. Leblond and M. Wyman, “Cosmic necklaces from string theory,” astro-ph/0701427.
- [35] V. Berezhinsky and A. Vilenkin, “Cosmic necklaces and ultrahigh energy cosmic rays,” Phys. Rev. Lett. **79**, 5202 (1997), astro-ph/9704257; X. Siemens, X. Martin and K. D. Olum, “Dynamics of Cosmic Necklaces,” Nucl. Phys. B **595**, 402 (2001), astro-ph/0005411.
- [36] J. Preskill, “Cosmological Production Of Superheavy Magnetic Monopoles,” Phys. Rev. Lett. **43**, 1365 (1979); A. H. Guth and S. H. H. Tye, “Phase Transitions And Magnetic Monopole Production In The Very Early Universe,” Phys. Rev. Lett. **44**, 631 (1980) [Erratum-ibid. **44**, 963 (1980)].

- [37] K. Dasgupta, M. Grisaru, R. Gwyn, S. H. Katz, A. Knauf and R. Tatar, “Gauge - gravity dualities, dipoles and new non-Kaehler manifolds,” Nucl. Phys. B **755**, 21 (2006), hep-th/0605201.
- [38] M. Becker, K. Dasgupta, A. Knauf and R. Tatar, “Geometric transitions, flops and non-Kaehler manifolds. I,” Nucl. Phys. B **702**, 207 (2004), hep-th/0403288; S. Alexander, K. Becker, M. Becker, K. Dasgupta, A. Knauf and R. Tatar, “In the realm of the geometric transitions,” Nucl. Phys. B **704**, 231 (2005), hep-th/0408192; M. Becker, K. Dasgupta, S. H. Katz, A. Knauf and R. Tatar, “Geometric transitions, flops and non-Kaehler manifolds. II,” Nucl. Phys. B **738**, 124 (2006), hep-th/0511099.
- [39] K. Becker, M. Becker, K. Dasgupta and R. Tatar, Int. J. Mod. Phys. A **20**, 3442 (2005), hep-th/0411039; A. Knauf, “Geometric transitions on non-Kaehler manifolds,” Fortsch. Phys. **55**, 5 (2007), hep-th/0605283; R. Gwyn and A. Knauf, “The Geometric Transition Revisited,” to appear.
- [40] K. Dasgupta, J. Guffin, R. Gwyn and S. H. Katz, “Dipole-deformed bound states and heterotic Kodaira surfaces,” hep-th/0610001.
- [41] M. Hindmarsh, “Existence and stability of semi-local strings,” Phys. Rev. Lett. **68**, 1263 (1992); “semi-local topological defects,” Nucl. Phys. B **392**, 461 (1993), hep-ph/9206229.
- [42] J. Preskill, “semi-local defects,” Phys. Rev. D **46**, 4218 (1992), hep-ph/9206216; J. Preskill and A. Vilenkin, “Decay of metastable topological defects,” Phys. Rev. D **47**, 2324 (1993), hep-ph/9209210.
- [43] M. Hindmarsh, R. Holman, T. W. Kephart and T. Vachaspati, “Generalized semilocal theories and higher Hopf maps,” Nucl. Phys. B **404**, 794 (1993), hep-th/9209088.
- [44] C. P. Burgess, J. M. Cline, K. Dasgupta and H. Firouzjahi, “Uplifting and inflation with D3 branes, JHEP **0703**, 027, (2007), ” hep-th/0610320.
- [45] A. Sen, “BPS states on a three brane probe,” Phys. Rev. D **55**, 2501 (1997), hep-th/9608005.
- [46] C. Vafa, “Evidence for F-Theory,” Nucl. Phys. B **469**, 403 (1996), hep-th/9602022.
- [47] S. B. Giddings, S. Kachru and J. Polchinski, “Hierarchies from fluxes in string compactifications,” Phys. Rev. D **66**, 106006 (2002) hep-th/0105097.
- [48] K. Dasgupta, K. h. Oh, J. Park and R. Tatar, “Geometric transition versus cascading solution,” JHEP **0201**, 031 (2002), hep-th/0110050.
- [49] J. A. Wolf, “Complex homogeneous contact structures and quaternionic symmetric spaces”, J. Math. Mech. **14** (1965) 1033; D. V. Alekseevskii, “Classification of quaternionic spaces with transitive solvable group of motions,” Math. USSR –Izv. **9**, 297 (1975); “Riemannian manifolds with exceptional holonomy groups,” Funct. Anal. Appl. **2**, 97 (1968); “Compact quaternionic spaces,” Funct. Anal. Appl. **2**, 106 (1968).

- [50] N. Bevis, M. Hindmarsh, M. Kunz and J. Urrestilla, “Fitting CMB data with cosmic strings and inflation,” arXiv:astro-ph/0702223.
- [51] F. A. Jenet *et al.*, “Upper bounds on the low-frequency stochastic gravitational wave background from pulsar timing observations: Current limits and future prospects,” astro-ph/0609013.
- [52] H. Firouzjahi and S.-H. H. Tye, ” Brane inflation and cosmic string tension in superstring theory,” JCAP **0503**, 009 (2005), hep-th/0501099.
- [53] T. Damour and A. Vilenkin, “Gravitational radiation from cosmic (super)strings: Bursts, stochastic background, and observational windows,” Phys. Rev. D **71**, 063510 (2005) hep-th/0410222.
- [54] A. Hanany and K. Hashimoto, “Reconnection of colliding cosmic strings,” JHEP **0506**, 021 (2005) hep-th/0501031.
- [55] B. Shlaer and M. Wyman, “Cosmic superstring gravitational lensing phenomena: Predictions for networks of (p,q) strings,” Phys. Rev. D **72**, 123504 (2005) hep-th/0509177.
- [56] J. Urrestilla, A. Achúcarro, J. Borrill and A. R. Liddle, “The evolution and persistence of dumbbells in electroweak theory,” JHEP **0208**, 033 (2002), hep-ph/0106282.
- [57] C. G. . Callan and J. M. Maldacena, “Brane dynamics from the Born-Infeld action,” Nucl. Phys. B **513**, 198 (1998) hep-th/9708147.
- [58] C. G. . Callan and L. Thorlacius, “Worldsheet dynamics of string junctions,” Nucl. Phys. B **534**, 121 (1998), hep-th/9803097.