

UT-07-01
 hep-th/0702049
 February 2007

Exactly marginal deformations of quiver gauge theories as seen from brane tilings

Yosuke Imamura,^{*} Hiroshi Isono,[†] Keisuke Kimura,[‡]
 and
 Masahito Yamazaki[§]

*Department of Physics, University of Tokyo,
 Tokyo 113-0033, Japan*

Abstract

We study the relation between exactly marginal deformations in a large class of $\mathcal{N} = 1$ superconformal quiver gauge theories described by brane tilings and the degrees of freedom in the corresponding 5-brane systems. We show with the help of NSVZ exact β functions that there are generically $d - 1$ complex exactly marginal deformations of a gauge theory, where d is the perimeter of the corresponding toric diagram. We identify $d - 3$ complex marginal deformations as deformations of the brane system and Wilson lines on it, and the other two, the diagonal gauge coupling and a β -like deformation, as background supergravity fields.

^{*}E-mail: imamura@hep-th.phys.s.u-tokyo.ac.jp

[†]E-mail: isono@hep-th.phys.s.u-tokyo.ac.jp

[‡]E-mail: kimura@hep-th.phys.s.u-tokyo.ac.jp

[§]E-mail: yamazaki@hep-th.phys.s.u-tokyo.ac.jp

1 Introduction

Brane tilings[1, 2, 3, 4, 5, 6, 7, 8, 9, 10, 11, 12, 13, 14, 15] are useful tools to describe a large class of $\mathcal{N} = 1$ superconformal quiver gauge theories. They are simply bipartite graphs on tori, where a bipartite graph is a graph consisting of two kinds of vertices (usually colored black and white) and links connecting different kinds of vertices. The bipartite graphs are dual to the quiver diagrams on tori (known as periodic quiver diagrams). Namely, the faces (resp. edges) in a brane tiling correspond to $SU(N)$ gauge groups (resp. bi-fundamental chiral multiplets) of corresponding quiver gauge theory.

Brane tilings have several advantages over conventional quiver diagrams. For example, they clarify the relation with the geometric structure of the three dimensional toric Calabi-Yau cones. There is a simple method to obtain toric diagrams, which encode all the geometric information of the cones, from bipartite graphs[1, 2]. Conversely, given a toric diagram, we can construct the brane tiling[4], which in turn gives us the quiver and superpotential (up to some ambiguities which are conjectured[16, 4] to be nothing but the Seiberg duality[17]). The correctness of these algorithms is checked in numerous examples, and some parts of the algorithms are now proved[6, 18].

For this reason, we can regard brane tilings as bridges between geometries and gauge theories. This means that brane tilings are useful for studying Calabi-Yau geometry itself[5]. For example, in [18, 19, 20] it was shown that brane tilings are useful to prove a version of mirror symmetry known as the homological mirror symmetry.

Another virtue of brane tilings is that they really represent *physical* brane systems. Although originally introduced as technical tools in combinatorics, their physical meaning was later clarified in [5]. Namely, we can regard brane tilings as physical D5/NS5-brane systems on which the quiver gauge theories live. The faces are now stacks of D5-branes, and links are intersections of the D5-branes with NS5-branes.

Some works have been motivated by this understanding. For example, in [21] it is shown that the cancellation conditions of gauge and $U(1)_B$ anomalies are reproduced as boundary conditions imposed on fields on branes at the intersections of the D5-branes and NS5-branes. We can also reproduce 't Hooft anomalies as anomaly inflows in D5-NS5 systems[22]. For these analyses, only the topological structure of the brane systems is relevant, and we do not have to care about real shapes of branes which satisfy equations of motion.

It is natural to ask to what extent we can derive properties of gauge theories from brane tilings as real brane systems, rather than just a combinatorial and topological tool.

If we take account of the equations of motion, or equivalent BPS conditions, we can no longer use bipartite graphs drawn on flat tori as the real shapes of brane configurations. The D5-brane worldvolume on which the diagram is drawn

is bent by the tension of the NS5-branes, and its shape is determined by the equations of motion. Furthermore, the bipartite graphs do not give even the topological structure of brane systems. In bipartite graphs, all faces are regarded as stacks of D5-branes. In brane systems, however, in addition to pure D5- and NS5-branes, bound states of D5-branes and NS5-branes appear, and so we have a brane system consisting of more than two types of branes.

The questions which we discuss in this paper are how many parameters the brane configurations have, and how they correspond to the parameters in gauge theories. We first investigate exactly marginal deformations of quiver gauge theories in §2. This is done by analyzing β -functions for gauge couplings and superpotential couplings.

The analysis of brane systems is carried out in §3. For the purpose of constructing gauge theories, we need to take the decoupling limit with $g_{\text{str}} \rightarrow 0$ to decouple unwanted modes. In this limit, the NS5-brane worldvolume becomes a holomorphic curve in $(\mathbb{C}^*)^2$, and is described by a Newton polynomial. D5-brane worldvolumes are disks with their boundaries on the holomorphic curve. We show that the BPS conditions for D5-branes impose some conditions on the coefficients in the Newton polynomial. We determine the dimension of parameter spaces for brane systems. In simple examples, we can solve the BPS conditions and explicitly give the constraints imposed on the coefficients. It is, however, difficult to solve the BPS conditions in general cases.

We also analyze the brane system in the opposite limit $g_{\text{str}} \rightarrow \infty$. Even though the relation to the gauge theories in this limit is not clear, the shape of brane configuration becomes quite simple, and we can solve the BPS conditions for general tilings.

The results of gauge theory analysis and brane analysis are compared in §4, and we propose a correspondence between the sets of deformation parameters on the two sides.

In the rest of this section, we briefly explain how to construct the brane configurations. The relation between gauge theories and the topological structures of brane configurations is quite useful even for the analysis in gauge theories.

Let us consider ten-dimensional spacetime with two directions x^5 and x^7 compactified on \mathbb{T}^2 . We start the construction with a stack of N D5-branes wrapped on this \mathbb{T}^2 (Table 1). If the size of the \mathbb{T}^2 is sufficiently small and Kaluza-Klein

Table 1: Brane configuration corresponding to brane tilings. 5 and 7 directions are compactified, and Σ is a two-dimensional surface in 4567 space.

	0	1	2	3	4	5	6	7	8	9
NS5	○	○	○	○	Σ					
D5	○	○	○	○		○		○		

modes decouple, we have the four-dimensional $\mathcal{N} = 4$ $SU(N)$ super Yang-Mills theory on the D5-branes. (We neglect the diagonal $U(1)$ here. It plays an important role when we consider baryonic $U(1)$ global symmetries[21, 22].) In terms of $\mathcal{N} = 1$ multiplets, this theory consists of an $SU(N)$ vector multiplet and three adjoint chiral multiplets.

For the purpose of obtaining multiple $SU(N)$, we divide this worldvolume into faces by attaching NS5-branes wrapped on 1-cycles in \mathbb{T}^2 . Let d be the number of the NS5-branes. We label them by $\mu = 1, \dots, d$, and let α_μ be the cycle on which μ -th NS5-brane is wrapped. In 4567 space, their worldvolumes are semi-infinite cylinders with boundaries α_μ on the D5-brane worldvolume. At the boundaries, the NS5 charge flows into or out of the \mathbb{T}^2 , and the NS5 charge on \mathbb{T}^2 jumps by ± 1 on the cycles. As a result, the \mathbb{T}^2 is no longer pure D5 but partly becomes (N, k) -branes, the bound states of N D5-branes and k NS5-branes.

There may in general exist faces with $|k| \geq 2$, and in §3.4 we will actually find that in strong coupling limit $g_{\text{str}} \rightarrow \infty$ there is an example with such faces. In the weak coupling limit, however, we never have such faces since the NS5-brane is wrapped on a holomorphic cycle as we will mention later. Thus in this case we have $(N, 0)$ and $(N, \pm 1)$ -branes.

The boundaries of NS5-branes divide the \mathbb{T}^2 into many faces. This partition changes the gauge group and the matter contents. Because the $SU(N)$ gauge fields can live only on $(N, 0)$ -branes, we have one $SU(N)$ gauge group for each $(N, 0)$ face. The three adjoint chiral multiplets we had at the beginning disappear because the attached NS5-branes fix the position of the D5-branes. Instead, we have new chiral multiplets at intersections of cycles, at which two $(N, 0)$ faces contact with each other. A bi-fundamental chiral multiplet arises at each intersection as massless modes of open strings ending on these two faces. As the result, we obtain $\mathcal{N} = 1$ quiver gauge theories.

When the NS5 charges of all faces are 0 and ± 1 , we obtain a bipartite graph from the partition by replacing $(N, +1)$ and $(N, -1)$ faces by black and white vertices, respectively, and connecting them by links according to adjacency of the faces. Conversely, we can also easily obtain the partition of torus from a bipartite graph[4]. In the literature, brane tilings are usually described by bipartite graphs instead of the partitions we mentioned above. In this paper, however, we mean the partitions of tori into $(N, 0)$ and $(N, \pm 1)$ faces by the term “brane tilings”.

Figure 1 (a) is an example of the partition with the corresponding bipartite graph superposed. The five NS5 boundaries $\alpha, \beta, \gamma, \delta$ and ϵ divide the torus into seven faces. The three white faces are $(N, 0)$ -branes, and give the gauge group $SU(N)^3$. The two light and two dark shaded faces are $(N, -1)$ -branes and $(N, 1)$ -branes, respectively. We have seven chiral multiplets corresponding to seven intersections of cycles.

The cycles in the tiling can be identified with the normal vectors of edges in the toric diagram of the dual Calabi-Yau geometry ((b) in Figure 1). In this example, the geometry described by the toric diagram (b) in Figure 1 is the

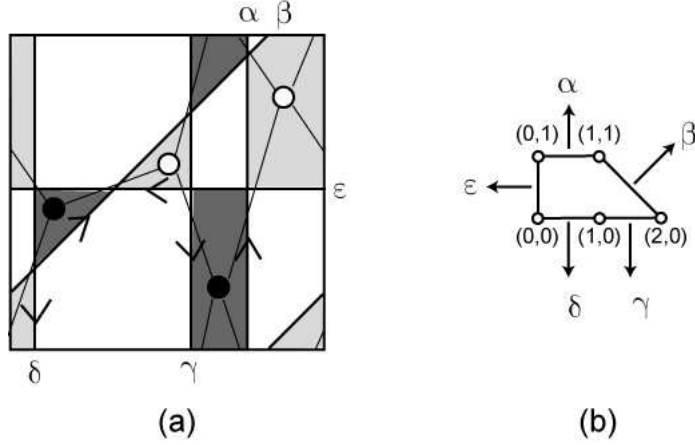


Figure 1: An example of partition of D5 worldvolume (a) and the corresponding toric diagram (b).

Suspended Pinch Point (SPP).

2 Exactly marginal deformations

In this section we study exactly marginal deformations of gauge theories described by brane tilings, along the lines of [23]. Even though the analysis in this section is field theoretical, and we will not use the information from string theory, brane tilings are still useful as diagrams representing the structure of gauge theories.

In this paper, we only consider superpotential of the form

$$W = \sum_k \pm h_k \text{tr} \prod_{I \in k} \Phi_I, \quad (1)$$

where k and I label $(N, \pm 1)$ faces in the brane tiling and intersections of cycles, respectively. The signature is chosen according to the NS5 charge of the corresponding face. The coefficients h_k are coupling constants, and Φ_I is the bi-fundamental field corresponding to the intersection I . $I \in k$ means I is one of corners of the face k . In the following, we use k to label $(N, \pm 1)$ faces while a is used for $(N, 0)$ faces. When we use indices A, B, \dots , they run over all the faces. In general, additional “accidentally marginal” operators may appear in the superpotential, and we may have more degrees of freedom of exactly marginal deformation. In this paper, however, we consider only operators appearing in the superpotential (1), which exist generically.

For example, we will obtain three complex parameters in the analysis below for the conifold theory. It is known that, however, there are five complex parameters of the theory[26]. We will not discuss this point.

Parameters in a gauge theory include gauge coupling constants for $SU(N)$ gauge groups and coefficients in the superpotential. Conformal fixed points are defined by vanishing of the beta functions for these parameters. Let g_a be the gauge coupling of gauge group $SU(N)_a$ associated with the $(N, 0)$ face a . The beta function for g_a is related to the anomalous dimensions γ_I of the bi-fundamental fields Φ_I by the NSVZ exact beta-function formula[24]

$$\beta_a \equiv \mu \frac{d}{d\mu} \frac{1}{g_a^2} = \frac{N}{1 - g_a^2 N / 8\pi^2} \left[3 - \frac{1}{2} \sum_{I \in a} (1 - \gamma_I) \right], \quad (2)$$

where the summation is taken over fields coupled to the gauge group $SU(N)_a$. Because the conformal dimension of the field Φ_I is $1 + (1/2)\gamma_I$, the beta-function of the coefficient h_k in (1) is given by

$$\beta_k \equiv \mu \frac{d}{d\mu} h_k = -h_k \left[3 - \sum_{I \in k} \left(1 + \frac{1}{2} \gamma_I \right) \right]. \quad (3)$$

For the scale independence of the theory, the above beta functions (2) and (3) should vanish

$$\beta_a = \beta_k = 0. \quad (4)$$

This equation defines the parameter space of the conformal field theory.

Because the number of couplings g_a and h_k is the same as the number of the conditions (4), in generic situations without supersymmetry we have isolated IR fixed points. In the supersymmetric case, however, both the gauge and the superpotential couplings (2) and (3) are given in terms of the anomalous dimensions γ_I , and there may be identically vanishing linear combinations of these β -functions of the form

$$\begin{aligned} \beta[S_A] &\equiv \sum_a S_a \frac{1}{N} \beta'_a - \sum_k S_k \frac{\beta_k}{h_k} \\ &= \sum_a S_a \left[3 - \frac{1}{2} \sum_{I \in a} (1 - \gamma_I) \right] + \sum_k S_k \left[3 - \sum_{I \in k} \left(1 + \frac{1}{2} \gamma_I \right) \right], \end{aligned} \quad (5)$$

with some numerical coefficients S_a and S_k . Instead of β_a we here used

$$\beta'_a = \left(1 - \frac{g_a^2 N}{8\pi^2} \right) \beta_a = \mu \frac{d}{d\mu} \frac{1}{g_a'^2}, \quad (6)$$

which is the β -function for the coupling $1/g_a'^2$ defined by

$$d \left(\frac{1}{g_a'^2} \right) = \left(1 - \frac{g_a^2 N}{8\pi^2} \right) d \left(\frac{1}{g_a^2} \right). \quad (7)$$

These linear combinations of β -functions correspond to RG invariant couplings parameterizing the orbits of RG flow in the coupling space. We can assume, at least in the vicinity of the IR fixed manifold, one to one correspondence between these orbits and points in the fixed manifold. Thus, in order to determine what exactly marginal deformations exist in gauge theories, we should look for vanishing linear combinations of the form (5).

This analysis was already done in [25] for orbifolded conifolds, and in [26] for $Y^{p,q}$ including the conifold. We generalize these analyses to general quiver gauge theories described by brane tilings (cf. [27] for analysis from the point of view of exceptional collections). See also [28] and [29].

Let us look for coefficients S_A such that the linear combination of β in (5) vanishes regardless of γ_I . For the cancellation of the coefficients of γ_I , the following condition should hold:

$$\sum_{a \in I} S_a = \sum_{k \in I} S_k, \quad (8)$$

where the summation on the left hand side is taken over gauge groups coupling to the chiral field I , and on the right hand side the summation is taken over terms in the superpotential including the fields I . On the brane tiling, chiral fields correspond to the intersections of cycles, and S_a and S_k are numbers assigned to $(N, 0)$ and $(N, \pm 1)$ faces, respectively. For each intersection, we have two pairs of faces contacting with each other at the intersection, and the relation (8) implies that the sum of S_A for two faces in one pair is the same with that for two faces in the other pair. This condition is equivalent to the existence of numbers b_μ assigned to cycles which satisfy the following relation:

$$S_A - S_B = b_\mu, \quad (9)$$

for two faces S_A and S_B adjacent to each other on a cycle α_μ . In (9), we assume that when the cycle α_μ is up-going, the face A and B is on the left and right sides of the cycle, respectively. We call sets of numbers $\{S_A, b_\mu\}$ satisfying the relation (9) “baryonic number assignments” or “baryonic charges.” We can easily show that b_μ should satisfy the relation

$$\sum_{\mu=1}^d b_\mu \alpha_\mu = 0, \quad (10)$$

for the existence of S_A satisfying the relation (9). Because of this relation, the number of independent degrees of freedom of b_μ is $d - 2$. If we fix all the b_μ and one S_A , the relation (9) determines all the other S_A . Therefore, we have $d - 1$ linearly independent baryonic number assignments.

The baryonic number assignments defined above often appear in the analysis of brane tilings. For example, it can be used to give anomaly-free rank distributions of gauge groups[30, 9]. In this paper we assume that all $SU(N)$ factors in

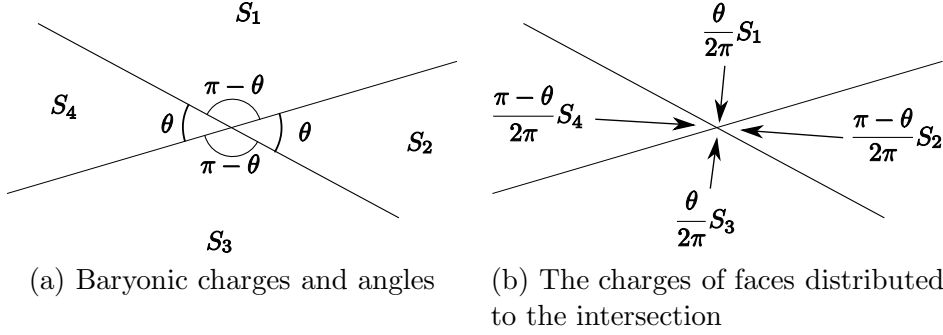


Figure 2: The charge distribution of faces to cancel the charges of the intersection.

the gauge group have the same rank, and in this case the gauge anomalies trivially cancel. If we change the ranks of gauge groups, however, gauge anomalies in general arise. It is known that the gauge anomalies cancel if we use the baryonic charge S_a assigned to a face a as the size of gauge group N_a for the corresponding SU factor. (Of course, S_a should be positive integer in this case.) Another use of baryonic number assignments is to give anomaly-free baryonic $U(1)$ charges of chiral multiplets[30, 9]. We can identify S_a assigned to $(N, 0)$ faces as baryonic $U(1)$ charges of open string endpoints on the faces[22], and the baryonic $U(1)$ charge of a chiral multiplet I is given as the difference $S_a - S_b$ where a and b are two $(N, 0)$ faces contacting with each other at the intersection I . This is why we call sets of numbers $\{S_A, b_\mu\}$ baryonic number assignments.

Now we obtain the condition (9) for the cancellation of the γ_I terms in (5), and if this condition is satisfied, we are left with

$$\beta[S_A] = 3 \sum_{\text{faces}} S_A - 3 \sum_{\text{intersections}} \bar{S}_I, \quad (11)$$

where we replaced the sum over both indices a and k by the sum over all faces in brane tilings, and the matter contribution is given by the sum over intersections. We defined \bar{S}_I as half of (8)

$$\bar{S}_I = \frac{1}{2} \sum_{a \in I} S_a = \frac{1}{2} \sum_{k \in I} S_k. \quad (12)$$

Interestingly, we can show that if the coefficients S_A satisfy the condition (9), the right hand side of (11) automatically vanishes as well as the γ_I dependent terms. To prove this, we distribute the baryonic charge in one face to its corners by the ratio proportional to their external angles. For example, out of the charge S_2 in Figure 2, $[(\pi - \theta)/2\pi]S_2$ is distributed to the corner θ . The sum of the baryonic charges distributed to the corners of one face is the original baryonic charge of the face, because the sum of the external angles of a polygon is identically 2π . The sum of the baryonic charges of the corner around one intersecting point is

the mean value of the baryonic charges of the faces surrounding the point. In the case of Figure. 2, the sum is

$$\begin{aligned}\frac{\theta}{2\pi}S_1 + \frac{\pi-\theta}{2\pi}S_2 + \frac{\theta}{2\pi}S_3 + \frac{\pi-\theta}{2\pi}S_4 &= \frac{\theta}{2\pi}(S_1 + S_3) + \frac{\pi-\theta}{2\pi}(S_2 + S_4) \\ &= \frac{\theta}{2\pi}(S_1 + S_3) + \frac{\pi-\theta}{2\pi}(S_1 + S_3) \\ &= \bar{S}_I.\end{aligned}\tag{13}$$

So $\sum S_A = \sum \bar{S}_I$ holds, and (11) is zero.

Thus we have $d-1$ vanishing linear combinations of β functions, and this implies that there are $d-1$ RG invariant parameters

$$f^{(I)} = \sum_a S_a^{(I)} \frac{1}{N g_a'^2} - \sum_k S_k^{(I)} \log h_k,\tag{14}$$

where $I = 1, \dots, d-1$ labels linearly independent baryonic number assignments. The coupling g_a' is obtained as follows by integrating (7):

$$\frac{1}{g_a'^2} = \frac{1}{g_a^2} - \frac{N}{8\pi^2} \log \left(\frac{1}{g_a^2} \right).\tag{15}$$

We would like to comment on two special number assignments. The first one is

$$S_A^{(1)} = 1 \quad \forall A, \quad b_\mu^{(1)} = 0 \quad \forall \mu.\tag{16}$$

This gives the RG invariant coupling

$$f^{(1)} = \sum_a \frac{1}{N g_a'^2} - \sum_k \log h_k.\tag{17}$$

Roughly speaking, this is related to the gauge coupling g_{diag} of the diagonal $SU(N)$ subgroup by $f^{(1)} \sim 1/(N g_{\text{diag}}^2)$.

The second number assignment is

$$S_A^{(2)} = Q \quad \text{for } (N, Q) \text{ face } A, \quad b_\mu^{(2)} = 1 \quad \forall \mu,\tag{18}$$

which gives the RG invariant parameter

$$f^{(2)} = \sum_k \pm \log h_k.\tag{19}$$

Because this depends only on the superpotential couplings and does not include gauge couplings, we can regard this as a generalization of the β deformation[23].

In $\mathcal{N} = 1$ gauge theory, all couplings belong to chiral multiplets, and are complex. The superpotential couplings are complex, and the gauge couplings are also combined with the θ -angles to form complex couplings

$$\tau_a = \frac{\theta_a}{2\pi} + \frac{4\pi i}{g_a^2}.\tag{20}$$

Thus, we have in total $d-1$ complex exactly marginal deformations.

3 Brane configurations

In this section, we investigate the moduli parameters of brane configurations with the help of BPS conditions. The shape of the brane system depends on the ratio of the tension of D5-branes to that of NS5-branes, which is nothing but the string coupling constant g_{str} . In the construction of gauge theories, we take the decoupling limit of gravity, which sends g_{str} to zero. We first discuss the brane configuration in this limit in §3.1, §3.2, and §3.3. We will determine the number of the moduli parameters of brane systems for general tilings. In some simple cases, we explicitly solve the BPS conditions and determine the constraints imposed on the coefficients of defining equation of NS5-brane worldvolume. It is, however, difficult to solve the BPS conditions in general cases.

This difficulty can be avoided by considering the opposite limit $g_{\text{str}} \rightarrow \infty$, which we discuss in §3.4. In this limit, we can easily solve the BPS conditions, and we obtain similar results to the weak coupling case.

3.1 Holomorphic curves and tilings

In the explanation in Introduction, we regarded the brane configuration as a stack of D5-branes with NS5-branes attached. This is appropriate for the analysis in the large g_{str} limit, in which the D5-brane tension is much greater than the NS5-brane tension, and attached NS5-branes hardly deform the D5-branes. When we discuss weak coupling limit $g_{\text{str}} \rightarrow 0$, however, it is more natural to regard the system as an NS5-brane with D5-branes attached on it. Let Σ be the NS5-brane worldvolume, or, more precisely, the union of NS5 and $(\pm N, 1)$ -brane worldvolumes. In the weak coupling limit, the D5-brane tension becomes negligible compared to the NS5-brane tension, and the worldvolume Σ becomes smooth two-dimensional surface in 4567 space. This surface has no boundaries except the punctures at infinity.

For the purpose of describing the surface Σ , we define complex coordinates

$$s = x^4 + ix^5, \quad t = x^6 + ix^7, \quad (21)$$

and also

$$x = e^{2\pi s}, \quad y = e^{2\pi t}. \quad (22)$$

For simplicity, we assume that the torus is a unit square and the periods of x^5 and x^7 are 1. We also assume that the axion field vanishes. It is well-known that Σ is given by

$$P(x, y) = 0, \quad (23)$$

with the Newton polynomial $P(x, y)$ associated with the toric diagram. Given a toric diagram D associated with the dual Calabi-Yau geometry, corresponding

Newton polynomial is defined by

$$P(x, y) = \sum_{(k,l) \in D} c_{k,l} x^k y^l. \quad (24)$$

The surface Σ is a punctured surface, and the number of punctures is equal to the number of edges on the perimeter of D (the number of legs in the (p, q) web of D). The genus of Σ is equal to the number of internal lattice points of D . The shape of Σ depends on the coefficients $c_{k,l}$ assigned to points (k, l) in the diagram. We can easily show that an NS5-brane wrapped on the holomorphic curve (23) preserves $\mathcal{N} = 2$ supersymmetry.

In the weak coupling limit, the brane tilings drawn on flat tori should not be identified with the real shapes of worldvolume of branes. We should regard them as “projections” of the NS5-brane worldvolumes Σ onto the torus. These projections are dubbed *algae*¹ in [5], whose “tropical-like” reduction gives brane tiling. The projected shape of NS5-brane onto D5-brane can be reproduced from bipartite graphs by the method of [4]. For our purpose, it is convenient to define a function $Q(x^5, x^7)$ on the torus as follows. Let $\Pi(x^5, x^7)$ be the two-dimensional plane along the 46 directions with fixed x^5 and x^7 coordinates in the 4567 space. In a four dimensional space, two two-dimensional surfaces generically intersect at points, and we can define the intersection number of them. We define the function $Q(x^5, x^7)$ as the intersection number of the holomorphic curve Σ and the plane $\Pi(x^5, x^7)$. By definition, this function is integral at generic points, and jumps by one along cycles which are defined as the projections of boundaries (punctures) of Σ at infinity. We can use the function $Q(x^5, x^7)$ to describe the asymptotic structure of the surface Σ . If the function $Q(x^5, x^7)$ takes only values 0 and ± 1 , we can construct corresponding bipartite graph in the way we mentioned in introduction. But in general $Q(x^5, x^7)$ may not satisfy this condition. Because $Q(x^5, x^7)$ is defined as the projection, $|Q(x^5, x^7)| \geq 2$ does not mean emergence of (N, k) -branes with $|k| \geq 2$. In the weak coupling limit the worldvolume of NS5-brane is a holomorphic curve and such branes never appear.

To clarify the relation between the structure of the surface Σ and the function $Q(x^5, x^7)$, let us focus on the asymptotic form of Σ . Let us label the edges of the toric diagram by $\mu = 1, 2, \dots, d$ as we go around the sides in a counterclockwise manner. We also define the primitive integral normal vector (m_μ, n_μ) of μ -th edge. For each edge μ , we have an external line with direction (m_μ, n_μ) in the web-diagram drawn on 46 plane. If a side A of a toric diagram consists of n_A edges, we have n_A parallel external lines associated with the side. The corresponding asymptotic parts of Σ are given by

$$P_A(x, y) = 0, \quad (25)$$

¹Actually, it has turned out that some people, including Passare and Tsikh, considered the same object before and called it *coamoeba*

where $P_A(x, y)$ is the “restriction” of the Newton polynomial to the side A defined by

$$P_A(x, y) = \sum_{(k,l) \in A} c_{k,l} x^k y^l, \quad (26)$$

where the summation is taken over only the points on the side A . Thus the parameters responsible for the asymptotic behavior of Σ are those assigned to the points on the perimeter of the toric diagram. These variables are actually redundant. For example, we can use the freedom of rescaling x and y to reduce two parameters. Moreover, one coefficient can be moved away by overall rescaling of $P(x, y)$. Thus we have $d-3$ complex parameters associated with the asymptotic form of Σ .

Instead of the coefficients in the Newton polynomial, it is more convenient to introduce another set of variables which is directly related to the asymptotic structure of the surface Σ . The surface Σ has d punctures corresponding to each external lines in the web-diagram. The asymptotic form of Σ around the puncture μ is a cylinder. Its projection onto the 4-6 plane gives an external line of the web-diagram, and its projection onto 5-7 plane gives a cycle α_μ in the torus. We define parameters M_μ and ζ_μ representing the position of them by

$$M_\mu = \lim_{\rightarrow \mu} (n_\mu x^4 - m_\mu x^6), \quad \zeta_\mu = \lim_{\rightarrow \mu} \left(n_\mu x^5 - m_\mu x^7 + \frac{1}{2} \right), \quad (27)$$

or equivalently,

$$-e^{2\pi(M_\mu + i\zeta_\mu)} = \lim_{\rightarrow \mu} x^{n_\mu} y^{-m_\mu}. \quad (28)$$

These are defined as the limit in which we approach the puncture μ in the curve Σ . At this point only the fractional part of ζ_μ is defined because x^5 and x^7 coordinates are periodic. The parameter M_μ determines the position on the 4-6-plane of the external line of web-diagram corresponding to a puncture μ . This is also regarded as the ‘moment’ generated by the tension of the μ -th external line. The parameter ζ_μ determines the position of the cycle α_μ in the torus. We have a set of $2d$ real parameters $\{M_\mu, \zeta_\mu\}$. These parameters must be related with the $d-3$ complex parameters in the Newton polynomial $P(x, y)$ associated with the perimeter of the toric diagram. Due to the translational symmetry, only $2d-4$ parameters in $\{M_\mu, \zeta_\mu\}$ are relevant to the shape of the surface Σ . We have still two more real parameters in $\{M_\mu, \zeta_\mu\}$.

This discrepancy is resolved if we take account of constraints imposed on $\{M_\mu, \zeta_\mu\}$. As we mention above, M_μ can be regarded as moments acting on the brane system. Because brane configurations we are considering here are BPS and stable, the total moment must vanishes.

$$\sum_{\mu=1}^d M_\mu = 0. \quad (29)$$

This can be directly proved as follows. Because Σ is holomorphic, the pull-back of the $(2, 0)$ -form $ds \wedge dt$ onto Σ vanishes.

$$ds \wedge dt|_{\Sigma} = 0. \quad (30)$$

We can decompose this into the following two:

$$(dx^4 \wedge dx^7 - dx^6 \wedge dx^5)|_{\Sigma} = 0, \quad (31)$$

$$(dx^4 \wedge dx^6 - dx^5 \wedge dx^7)|_{\Sigma} = 0. \quad (32)$$

With the Stokes' theorem, we can rewrite the integration of (31) over Σ as

$$0 = \int_{\Sigma} (dx^4 \wedge dx^7 - dx^6 \wedge dx^5) = \int_{\partial\Sigma} (x^4 dx^7 - x^6 dx^5) = \sum_{\mu=1}^d \lim_{\rightarrow \mu} (n_{\mu} x^4 - m_{\mu} x^6), \quad (33)$$

and this is nothing but the relation (29). At the final step in (33) we used the fact that the boundary of the surface Σ is the union of cycles α_{μ} , and the integral of (dx^5, dx^7) over a cycle α_{μ} gives the integral vector (m_{μ}, n_{μ}) .

We also obtain similar constraint on the parameters ζ_{μ} . By using the relation (32), we can show

$$\int_{\mathbb{T}^2} dx^5 dx^7 Q(x^5, x^7) = \int_{\Sigma} dx^5 \wedge dx^7 = \int_{\Sigma} dx^4 \wedge dx^6 = \int_{\partial\Sigma} x^4 dx^6 = 0. \quad (34)$$

Namely, the average of the function $Q(x^5, x^7)$ in the torus vanishes. At the final step, we use the fact that the punctures of Σ are points on the x^4 - x^6 plane, and the integral vanishes. Because the function $Q(x^5, x^7)$ is defined as a step function with discontinuity along the cycles α_{μ} , whose positions are determined by the parameters ζ_{μ} , (34) imposes one constraint on the parameters ζ_{μ} .

As we mentioned above, the function $Q(x^5, x^7)$ is a step function which jumps by one along cycles α_{μ} . We can decompose this function into step functions $q_{\mu}(x^5, x^7)$ associated with each cycle α_{μ} ;

$$Q(x^5, x^7) = \sum_{\mu=1}^d q_{\mu}(x^5, x^7). \quad (35)$$

The function $q_{\mu}(x^5, x^7)$ is a function which jumps by one on the cycle α_{μ} , whose position on the torus is specified by the parameter ζ_{μ} . The explicit form of the function $q_{\mu}(x^5, x^7)$ is

$$q_{\mu}(x^5, x^7) = [[-n_{\mu} x^5 + m_{\mu} x^7 + \zeta_{\mu}]], \quad (36)$$

where $[[\cdots]]$ is defined by

$$-1/2 \leq [[x]] - x \leq 1/2, \quad [[x]] \in \mathbb{Z}, \quad (37)$$

for a real variable x . The function $q_\mu(x^5, x^7)$ is not periodic but satisfies

$$q_\mu(x^5 + p, x^7 + q) = q_\mu(x^5, x^7) + qm_\mu - pn_\mu, \quad (38)$$

for an arbitrary integral vector (p, q) . Notice that the definition of $q_\mu(x^5, x^7)$ depends on not only the fractional part of ζ_μ but also its integral part. In the equation (27) we defined only the fractional part of the parameters ζ_μ . Let us define the parameter ζ_μ including the integral part by

$$\zeta_\mu = \int_{\mathcal{F}_0} q_\mu(x^5, x^7) dx^5 dx^7, \quad (39)$$

where \mathcal{F}_0 is the specific fundamental region $\mathcal{F}_0 = \{(x^5, x^7) | -1/2 \leq x^5, x^7 \leq 1/2\}$. We can easily check that this definition gives the same fractional part as the previous definition (27) of the parameters. The integral parts of ζ_μ defined in this way contribute to the function $Q(x^5, x^7)$ through (35).

Now we can rewrite the constraint (34) imposed on the function $Q(x^5, x^7)$ in terms of parameters ζ_μ . Substituting the relation (35) into (34), and using (39), we obtain

$$\sum_{\mu=1}^d \zeta_\mu = 0, \quad (40)$$

and this decreases the number of independent parameters by one. As a result, we have $d - 3$ physical degrees of freedom associated with the parameters ζ_μ .

The curve is specified by giving parameters M_μ , ζ_μ , and the coefficients $c_{k,l}$ for the internal points of the toric diagram. In the next section we show that the BPS conditions of D5-branes fix some of them and leave $d - 3$ parameters unfixed. In §3.3 we explicitly show in simple examples that the free parameters are ζ_μ subject to the constraint (34).

3.2 BPS conditions

Up to now, we consider only the NS5-brane in a system. To realize the gauge theory, we need to introduce D5-branes, and these, in fact, impose extra constraints on the parameters of the surface Σ .

As we mentioned above, an NS5-brane wrapped on Σ preserves $\mathcal{N} = 2$ supersymmetry. Let ϵ_1 and ϵ_2 be the parameters of two supersymmetries. If we introduce D5-branes to this system, each of them breaks the supersymmetry down to $\mathcal{N} = 1$ which is specified by $\epsilon_2 = (Z/|Z|)\epsilon_1$ where Z is the central charge of the D5-brane given by

$$Z = \int_{\text{D5}} ds \wedge dt = \oint_{\partial \text{D5}} \log x \frac{dy}{y}. \quad (41)$$

Note that the topology of each D5-brane is a disk, and its boundary ∂D5 is a one cycle on the NS5-brane Σ .

In the context of the mirror Calabi-Yau geometry, this integral is nothing but the period. By taking T-duality along one of transverse direction to the brane system, say x^8 direction, NS5-brane is mapped to Calabi-Yau $P(x, y) = uv$ where $u, v \in \mathbb{C}$ and we have new \mathbb{S}^1 -fiber from T-duality. For the Calabi-Yau manifold, we have a holomorphic 3-cycle Ω . In our coordinate, Ω can be written as

$$\Omega = \frac{dx}{x} \wedge \frac{dy}{y} \wedge \frac{du}{u}. \quad (42)$$

We can trivially integrate this Ω along the uv -fiber direction, and we are left with

$$\int_{\text{D6}} \Omega = \int_{\text{D6}} \frac{dx}{x} \wedge \frac{dy}{y} \wedge \frac{du}{u} \propto \int_{\text{D5}} \frac{dx}{x} \wedge \frac{dy}{y} = \oint_{\partial \text{D5}} \log(x) \frac{dy}{y}. \quad (43)$$

This is the central charge in (41)².

As we will see, for complicated examples, it is difficult to directly analyze the shape of parameter space. It is still possible, however, to count the dimension of that space. Let us define

- d : number of lattice points on the boundary of toric diagram
- I : number of lattice points inside the toric diagram
- S : area of toric diagram

Since we have one complex coefficient for each term of Newton polynomial, i.e., for each lattice point of toric diagram, we have $I + d$ complex parameters. These variables are actually redundant. For example, we can use the freedom of rescaling x and y to reduce two parameters. Moreover, one coefficient can be moved away by overall rescaling of $P(x, y)$. Thus we have $I + d - 3$ complex parameters, or $2(I + d - 3)$ real parameters.

Let n_g be the number of $SU(N)$ gauge groups. For the brane system to be BPS, all the central charges Z_i ($i = 1, \dots, n_g$) of the D5-branes should have the same argument.

$$\arg Z_1 = \arg Z_2 = \dots = \arg Z_{n_g}. \quad (44)$$

Since the number of D5-branes is twice the area of the toric diagram, we have $2S - 1$ conditions. Thus we compute

$$2(I + d - 3) - (2S - 1) = d - 3, \quad (45)$$

where we have used Pick's theorem

$$S = I + \frac{d}{2} - 1. \quad (46)$$

²The same line of argument, i.e. the evaluation of period reduces of evaluation of differential on 1-cycle of torus, has appeared long ago in [31], although in a slightly different context

In order to use (41) to compute the central charges Z_i of D5-branes, we need to know the homotopy classes of D5-boundaries on the surface Σ . There is a simple way, a so-called *untwisting* [5], to obtain them.

Because the untwisting is a topological operation, we do not have to care about the real shape of branes and we can regard a tiling drawn on a torus as a real brane system. Before the untwisting, we remove the D5-branes, and regard the white faces in (a) of Figure 3 as holes. This makes the torus an NS5-brane made of pieces connected at the corners. In (a) of Figure 1, the pieces of NS5-branes are represented as shaded faces. Because of the bipartiteness, any two shaded faces contacted with each other have opposite NS5 charges. This means that the NS5-brane changes the orientation at the contacting points of faces. In other words, the NS5-brane is “twisted” at the intersections of cycles.

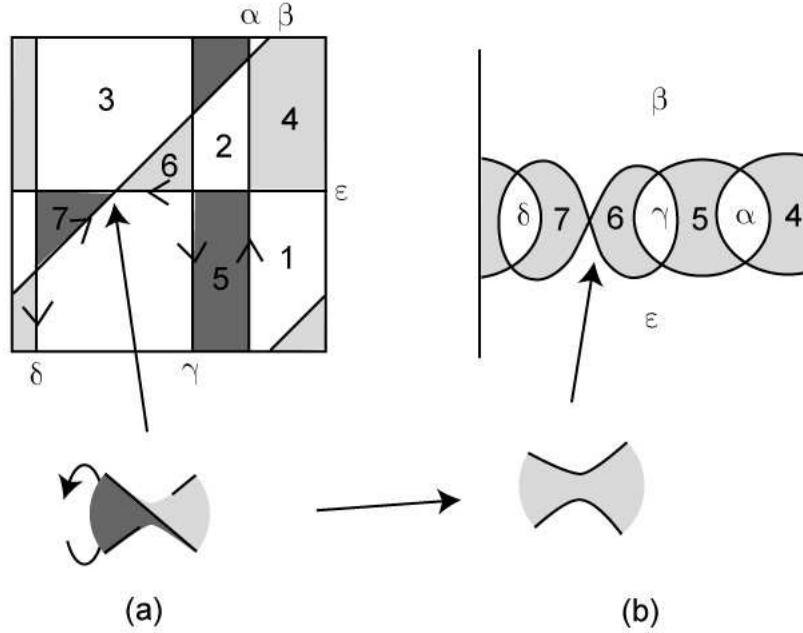


Figure 3: The untwisting operation of the SPP tiling. The light and dark shaded faces in (a) represents $(N, -1)$ and $(N, +1)$ faces, respectively. The result of the untwisting is shown in (b). The two vertical lines on the left and right sides are identified. By the untwisting, $(N, -1)$ faces are turned over and become $(-N, 1)$ faces. As a result, all shaded faces in (b) have NS5 charge $+1$.

In order to obtain the surface Σ , we “untwist” the surface by turning the $(N, -1)$ faces over so that they become $(-N, 1)$ faces, as shown in (b) in Figure 3. By shrinking the holes to punctures, we finally obtain the surface Σ . In the SPP case shown in Figure 3, we obtain genus 0 surface (sphere) with five punctures corresponding to five cycles in the original tiling.

3.3 Example: generalized conifolds

As simple examples, we determine the parameter spaces of brane configurations corresponding to generalized conifolds, which include \mathbb{C}^3 , the conifold, SPP, etc. as special cases. First we consider the SPP case, and then, we discuss the generalization.

The Newton polynomial for SPP is

$$P(x, y) = y(x - x_\alpha) + (x - x_\gamma)(x - x_\delta). \quad (47)$$

We used rescaling of y and $P(x, y)$ to set the coefficients of xy and x^2 terms to be 1. We can also set one of x_α , x_γ , and x_δ to be an arbitrary value by a rescaling of the variable x . We here set $x_\alpha = -1$. The surface Σ is a sphere with five punctures ((b) in Figure 3). Let us use x as a holomorphic coordinate of the Riemann sphere. If we regard $\text{Re } x = x^4$ and $\text{Im } x = x^6$ as the latitude and the longitude on the sphere, we have two punctures at the north pole ($x = \infty$) and the south pole ($x = 0$), which correspond to cycles β and ϵ , respectively. Other three punctures are at $x = x_\alpha = -1$, $x = x_\gamma$, and $x = x_\delta$. The parameters M_μ and ζ_μ are given by

$$\begin{aligned} e^{2\pi(M_\alpha + i\zeta_\alpha)} &= e^{2\pi(M_\beta + i\zeta_\beta)} = 1, \\ e^{2\pi(M_\gamma + i\zeta_\gamma)} &= -\frac{1}{x_\gamma}, \quad e^{2\pi(M_\delta + i\zeta_\delta)} = -\frac{1}{x_\delta}, \quad e^{2\pi(M_\epsilon + i\zeta_\epsilon)} = x_\gamma x_\delta. \end{aligned} \quad (48)$$

We can easily see that the constraints (29) and (40) actually hold.

By tracing the boundaries of the three $(N, 0)$ faces (white faces in (a) in Figure 3) in the untwisting procedure, we obtain three contours on the Riemann sphere. (Figure 4) We should evaluate the integral (41) along these contours.

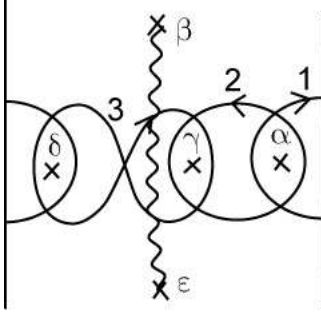


Figure 4: Three contours obtained from the boundaries of three $(N, 0)$ faces ‘1’, ‘2’, and ‘3’ in (a) of Figure 3. Crosses are punctures corresponding to the cycles in the tiling and the wavy line between two punctures β and ϵ represents a branch cut of $\log x$.

The function $\log x$ has a cut along a meridian (The wavy line in Figure 4), and

the differential

$$\frac{dy}{y} = \frac{dx}{x - x_\gamma} + \frac{dx}{x - x_\delta} - \frac{dx}{x - x_\alpha}, \quad (49)$$

has poles at three punctures α , δ , and γ . As is shown in Figure 4, each contour goes around two of these three punctures, and the integrals along them pick up the residues of the differential dy/y . We can easily obtain

$$Z_1 = \oint_1 \log x \frac{dy}{y} = 2\pi i (\text{Log } x_\alpha - \text{Log } x_\delta), \quad (50a)$$

$$Z_2 = \oint_2 \log x \frac{dy}{y} = 2\pi i (\text{Log } x_\gamma - \text{Log } x_\alpha), \quad (50b)$$

$$Z_3 = \oint_3 \log x \frac{dy}{y} = 2\pi i (\text{Log } x_\delta - \text{Log } x_\gamma + 2\pi i), \quad (50c)$$

where Log is the principal value of the logarithm defined with the branch cut in Figure 4. We have the extra $2\pi i$ in the third equation because the contour crosses the cut. For these central charges to have the same arguments, three punctures α , γ and δ should be at the same latitude, namely,

$$1 = |x_\alpha| = |x_\delta| = |x_\gamma|. \quad (51)$$

(Note that we set $x_\alpha = -1$.) This implies that all the parameters M_μ vanish, and the unfixed parameters are ζ_γ and ζ_δ .

We can easily generalize this analysis to the case of generalized conifold $x^k y^l = uv$ with arbitrary k and l . The toric diagram of a generalized conifold is shown in Figure 5. The toric diagram has k edges on the bottom and l edges on the top,

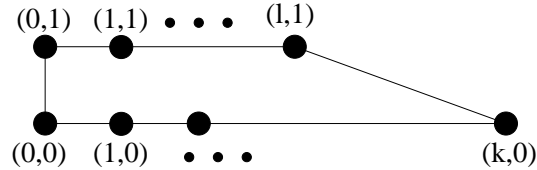


Figure 5: Toric diagram of generalized conifold

and we denote the corresponding cycles by α_i and β_i , respectively. We also have two cycles γ and δ corresponding to the other two edges of the toric diagram. The Newton polynomial is then

$$P(x, y) = \prod_{i=1}^k (x - x_{\alpha_i}) + y \prod_{i=1}^l (x - x_{\beta_i}) = 0, \quad (52)$$

where x_{α_i} and x_{β_i} are the positions of punctures α_i and β_i . We set the coefficients of x^k and yx^l terms to be 1 by rescaling y and $P(x, y)$. We can also set one of

x_{α_i} or x_{β_i} to be an arbitrary value. We here set $x_{\alpha_1} = -1$. The normal vectors (m_μ, n_μ) are given for each cycle by

$$\alpha_i : (0, -1), \quad \beta_i : (0, 1), \quad \gamma : (-1, 0), \quad \delta : (1, k - l). \quad (53)$$

The parameters M_μ and ζ_μ are given by

$$\begin{aligned} e^{2\pi(M_{\alpha_i} + i\zeta_{\alpha_i})} &= -\frac{1}{x_{\alpha_i}}, & e^{2\pi(M_{\beta_i} + i\zeta_{\beta_i})} &= -x_{\beta_i}, \\ e^{2\pi(M_\gamma + i\zeta_\gamma)} &= \frac{\prod_{i=1}^k (-x_{\alpha_i})}{\prod_{i=1}^l (-x_{\beta_i})}, & e^{2\pi(M_\delta + i\zeta_\delta)} &= 1. \end{aligned} \quad (54)$$

We use x as a coordinate on the Riemann sphere Σ . The two punctures δ and γ are at north ($x = \infty$) and south poles ($x = 0$), and the function $\log x$ has a cut along a meridian connecting them. The other $k + l$ punctures are poles of the differential

$$\frac{dy}{y} = \sum_{i=1}^k \frac{dx}{x - x_{\alpha_i}} - \sum_{i=1}^l \frac{dx}{x - x_{\beta_i}}. \quad (55)$$

The tiling for the generalized conifold has k down-going cycles α_i and l up-going cycles β_i . Before performing the untwisting operation, we need to fix the order of these vertical cycles in the tiling. The choice of the ordering corresponding to the choice of the toric phase. Let η_i ($i = 1, \dots, k + l$) be the set of two kinds of cycles α_i ($i = 1, \dots, k$) and β_i ($i = 1, \dots, l$) ordered so that

$$\arg x_{\eta_1} \leq \arg x_{\eta_2} \leq \dots \leq \arg x_{\eta_{k+l}}. \quad (56)$$

The cycles η_i divide the tiling into $k + l$ strips. Let us focus on the strip between cycles η_i and η_{i+1} . There are four different types of strips depending on the orientation of two sides of the strips (Figure 6). In any case, the strip includes one $(N, 0)$ face, and the untwisting operation maps its boundary to a contour on Σ enclosing two punctures η_i and η_{i+1} (Figure 6). We can easily show that the contour integral is given by

$$Z_i = \oint_{\eta_i} \log x \frac{dy}{y} = \begin{cases} 2\pi i (\text{Log } x_{\eta_{i+1}} - \text{Log } x_{\eta_i}) & \text{or} \\ 2\pi i (\text{Log } x_{\eta_{i+1}} - \text{Log } x_{\eta_i} + 2\pi i), \end{cases} \quad (57)$$

where the additional term $2\pi i$ is included when the contour crosses the branch cut of $\log x$. For the $k + l$ central charges Z_i to satisfy the BPS conditions (44), the following equations should hold:

$$1 = |x_{\alpha_1}| = |x_{\alpha_2}| = \dots = |x_{\alpha_k}| = |x_{\beta_1}| = |x_{\beta_2}| = \dots = |x_{\beta_l}|. \quad (58)$$

(Note that we set $x_{\alpha_1} = -1$.) This relation means that all the parameters M_μ vanish. Therefore, the unfixed parameters are ζ_{α_i} ($i = 2, \dots, k$) and ζ_{β_i} ($i = 1, \dots, l$),

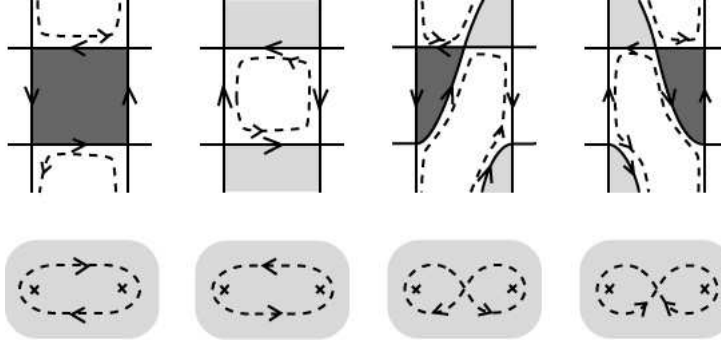


Figure 6: The upper four are pieces of tilings of generalized conifolds. The tiling of the generalized conifold $x^k y^k = uv$ consists of $k+l$ of them. Each strip has one $(N, 0)$ face. The dashed lines are the boundaries of $(N, 0)$ faces. The lower four shows the contours obtained by the untwisting operation from the boundaries. Each of them encloses two punctures (crosses) corresponding to the two sides of the strip.

which describes the position of the poles α_i and β_i aligned on the equator. Because we first fixed the order of these poles, the moduli space is a part of \mathbb{T}^{d-3} . Different orders of the poles on the equator can be interpreted as different toric phases related by the Seiberg duality. The total moduli space defined as the union of all the phases is \mathbb{T}^{d-3} .

The moduli space we obtain here is identical with what is obtained in the dual D4-NS5 system (elliptic model) in [25]. The elliptic model is a brane configuration

Table 2: Brane configuration in elliptic model. 9-direction is compactified.

	0	1	2	3	4	5	6	7	8	9
D4	○	○	○	○					[○]	
NS5 _a	○	○	○	○	○	○				
NS5 _b	○	○	○	○			○	○		

with D4-branes and NS5-branes in type IIA theory. The brane configuration is given in Table 2. The direction x_9 is compactified on \mathbb{S}^1 . N D4-branes are wrapped on this \mathbb{S}^1 . There are two kinds of NS5-branes stretched in different directions (x^4, x^5) and (x^6, x^7) , which we call NS5_a- and NS5_b-branes, respectively. These NS5-branes intersect with D4-branes at different points on \mathbb{S}^1 , and divide the D4-branes into segments. All branes stretch along (x^0, x^1, x^2, x^3) directions. An $SU(N)$ gauge field lives on each segment of D4-branes separated by NS5-branes. There are two bi-fundamental fields at each intersection of D4-branes and NS5-branes. If a segment of D4-branes ends on the same kind of NS5-branes, the segment can move along the direction of these NS5-branes. This is

interpreted as an $SU(N)$ adjoint scalar field. If the numbers of NS5_a-branes and NS5_b-branes are k and l , respectively, this gives the gauge theory described by the brane tiling obtained from the toric diagram shown in Figure 5. Actually we can obtain the generalized conifold by T-duality in the direction x^9 .

The moduli parameters of the elliptic model are the x^9 coordinates of NS5_a-branes and NS5_b-branes, and we can identify them as $\arg x_{\alpha_i}$ and $\arg x_{\beta_i}$. One can fix the position of one brane by translation, and the number of degrees of freedom is $k+l-1 = d-3$. The moduli space is \mathbb{T}^{d-3} parametrized by the relative positions of $k+l$ points on \mathbb{S}^1 , and this is precisely the same as the moduli space of D5-NS5 system obtained above.

In the examples we discussed in this subsection, we have two kinds of parameters M_μ and ζ_μ , and we found that the BPS condition (44) for D5-branes imposes conditions on M_μ and we are left with $d-3$ free parameters among ζ_μ . How can this be generalized to general tilings? In general, we have complex coefficients for internal points of toric diagrams in addition to M_μ and ζ_μ . The counting of the number of parameters and constraints suggests that all these additional parameters would be fixed by the BPS conditions, and the free parameters are still $d-3$ among ζ_μ as well as the example we discussed above. Unfortunately, we have not proved this statement, but this speculation is supported by the analysis in the strong coupling limit in the next subsection.

3.4 Strong coupling limit

In this subsection, we determine the parameter spaces of brane configurations in the large g_{str} limit. The reason we study this limit even though the relation to the gauge theories is not clear is that the analysis of the parameter space becomes considerably simple. We can still use the parameters M_μ and ζ_μ defined in (27) to describe the asymptotic form of brane configurations, and we will find below that all M_μ are fixed and BPS configurations are parametrized only by ζ_μ with the condition (40) imposed.

In the strong coupling limit, the tension of D5-branes is much greater than that of NS5-branes, and the D5 worldvolume wrapped on the \mathbb{T}^2 is almost flat. This means that the D5 worldvolume is a point on x^4 - x^6 plane, and all the external lines (the projection of the NS5-branes onto the 46-plane) of the web-diagram meet at this point. Therefore, we have no degrees of freedom to deform the web-diagram. This means $M_\mu = 0$. The parameters of the brane configuration are only the position of the NS5-branes in the internal space. In other words, a brane configuration is completely determined by ζ_μ , the positions of cycles in the tiling. We investigate the constraint imposed on these parameters by requiring that the brane preserves the supersymmetry.

We define the complex coordinate $z = x^5 + ix^7$ to parametrize the worldvolume of D5-branes. The shape of the brane is described by two real functions $f(z)$ and

$g(z)$ as

$$x^4 = f(z), \quad x^6 = g(z). \quad (59)$$

Because the tension of D5-branes is so large we can assume that the deformation of the branes is small. We neglect higher order terms of f and g in what follows.

We define the function $Q(z)$ which gives the NS5 charge on the z -plane. This is nothing but the function given in (35). In §3.1 the function is defined as the “projection” of NS5-branes while here it represents the NS5 charge of the worldvolume. When g_{str} is very large, the BPS condition is given by

$$t_1^a t_2^b (i\sigma_{ab}) = \varphi \sigma_z + \sigma_x, \quad (60)$$

where σ_{ab} ($a = 4, 5, 6, 7$) are the chiral part of the antisymmetric products of the gamma matrices γ^{ab} in 4567 space. (See appendix for derivation of (60) and conventions.) φ is the angle defined by

$$\varphi = \arg \left(N + \frac{iQ(z)}{g_{\text{str}}} \right) \sim \frac{1}{Ng_{\text{str}}} Q(z), \quad (61)$$

and t_1^a and t_2^a are the following tangent vectors of the worldvolume.

$$t_1^a = (\partial_{x^5} f, 1, \partial_{x^5} g, 0), \quad t_2^a = (\partial_{x^7} f, 0, \partial_{x^7} g, 1). \quad (62)$$

We here assume that the axion field vanishes. Substituting (62) into the BPS condition (60), we obtain

$$\sigma_{57} + (\partial_{x^5} f)\sigma_{47} + (\partial_{x^5} g)\sigma_{67} + (\partial_{x^7} f)\sigma_{54} + (\partial_{x^7} g)\sigma_{56} = \varphi \sigma_z + \sigma_x. \quad (63)$$

By using the explicit form of σ_{ab} given in appendix, and introducing the complex function $F = 2Ng_{\text{str}}(g + if)$, the above conditions become

$$\frac{\partial F}{\partial z^*} = Ng_{\text{str}} \varphi = Q(z). \quad (64)$$

Let us integrate this equation over a fundamental region \mathcal{F} on the z -plane. The integration of the left hand side can be rewritten into a contour integral with the Stokes’ theorem.

$$\int_{\mathcal{F}} \frac{\partial F}{\partial z^*} d^2 z = \int_{\mathcal{F}} dz \wedge dF = \int_{\partial \mathcal{F}} dz F. \quad (65)$$

In the final expression, the contribution of opposite sides of the fundamental region cancel each other and (65) always vanishes. Therefore, for the existence of the solution of (64), the function $Q(z)$ should satisfy

$$\int_{\mathcal{F}} Q(z) d^2 z = 0. \quad (66)$$

This is the same as (34).

In summary, the brane configurations in the strong coupling limit are parametrized by only the parameters ζ_μ , with the condition (66) imposed. This is identical to the case of weak coupling limit. We emphasize that in the analysis in the strong coupling limit we considered general tilings. Although we cannot explicitly determine the moduli space of general tilings in the weak coupling limit, the result obtained here strongly suggests that the moduli space is always parametrized only by the parameters ζ_μ , and the other parameters, M_μ and $c_{k,l}$ associated with the internal points of the toric diagrams are fixed by the BPS conditions.

An important difference from the weak coupling limit is that the function $Q(x^5, x^7)$ is not the projection but the actual NS5 charge. So we have (N, k) -branes with $|k| \geq 2$ if $|Q(x^5, x^7)| \geq 2$ at some points on the torus. If such branes appear, we cannot use bipartite graphs to determine the gauge groups and matter contents. In the following, we solve the condition (66) explicitly in two cases, the conifold and the SPP, and show that such tilings do appear in the latter example.

First, we consider the conifold. The toric diagram of the conifold and corresponding brane configuration are given in Figure 7. We can fix the positions of one horizontal and one vertical cycles by using the translational symmetry, and there are only two physical parameters $0 \leq x, y \leq 1$, which give the separations of parallel cycles. In order for the average charge to vanish, we need both pos-

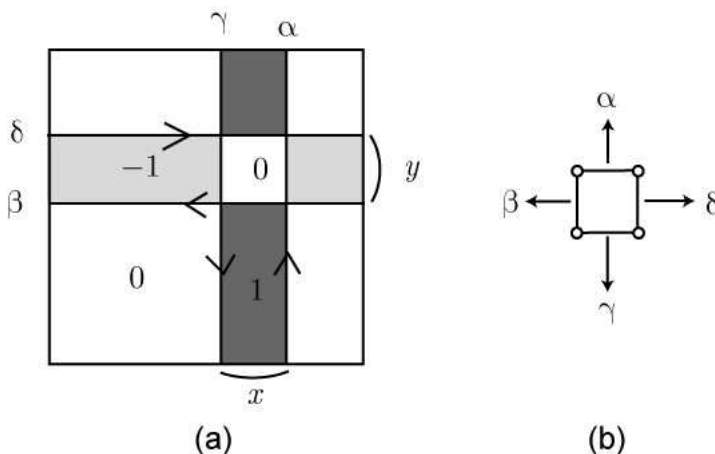


Figure 7: The tiling of the conifold (a) and the corresponding toric diagram (b).

itive and negative charges, and the unique charge assignment is given in Figure 7. Furthermore, (66) demands that two shaded faces have the same area. This is the case only when $x = y$. Therefore, the parameter space is \mathbb{S}^1 . Note that this is consistent with our previous analysis in the weak coupling limit (the conifold is $k = l = 1$ case of the generalized conifold in §3.3).

Next example is the SPP and its toric diagram is given in Figure 1. The toric diagram has 5 edges and so the number of physical parameters should be 2. The

corresponding tiling has 5 cycles. We fix the positions of the vertical cycle α at $x^5 = 0$ and the horizontal cycle ϵ at $x^7 = 0$. Let x, y, z be the x^5 coordinates of the intersections of remaining cycles β, γ, δ and x^5 axis, respectively. We set $0 < x, y, z < 1$ and $y < z$. We can classify the configuration of tilings into 3 cases (Figure 8), according to the order of x, y and z . By setting the charge on one

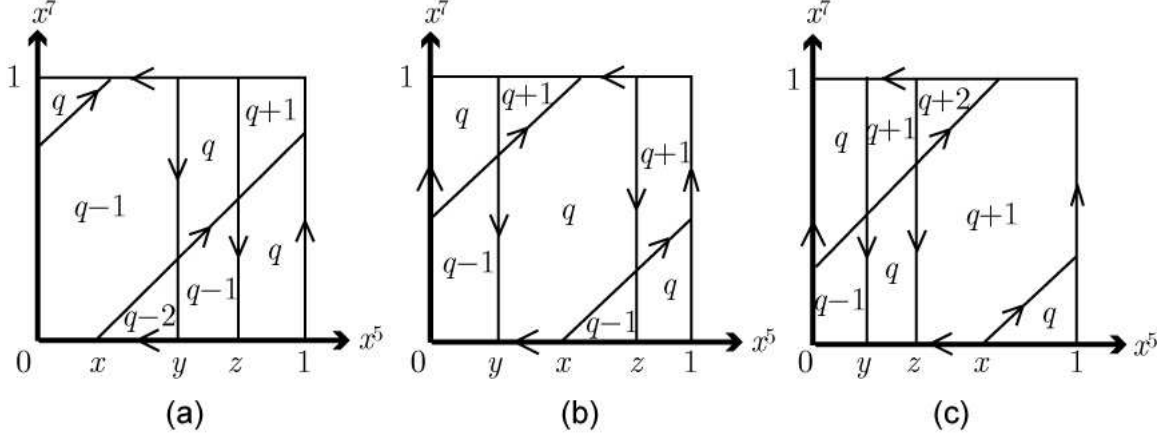


Figure 8: Three configurations for the brane tiling of SPP case

face in the tiling, the charges on the other faces are automatically determined. If we assign the charges as in Figure 8, the BPS condition (66) becomes

$$0 = \int_{\mathcal{F}} Q(z) d^2 z = \frac{1}{2} + q + x - y - z. \quad (67)$$

Let us take y and z as independent variables. Through condition (67), we can uniquely determine q and x as functions of y and z , and the result is summarized in the “phase diagram” in Figure 9. The lines dividing the triangle in Figure 9 represent the transition points at which the parameter x crosses $x = y$, $x = z$, and $x = 0$ (or, $x = 1$ which is identified with $x = 0$). The subscripts of labels represents the charge Q . In the region (b_0) the tiling has faces with NS5 charges $-1, 0, 1$. On the other hand, the regions (a_q) and (c_q) have faces with NS5 charge $+2$ or -2 in addition to 0 and ± 1 . Such configurations cannot be translated into bipartite graphs. Generally it can be expected that in the large g_{str} limit such types of tilings are allowed.

3.5 Wilson lines

Up to now, we have only discussed geometric deformations of the brane configurations, and we have obtained $d - 1$ independent degrees of freedom. These are positions ζ_μ ($\mu = 1, \dots, d$) of d cycles with one constraint imposed, and two of them are unphysical due to the translational invariance. Because the brane

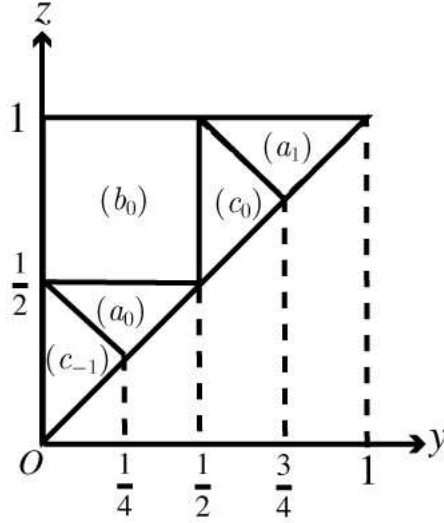


Figure 9: Phase diagram for the SPP case. (a_q) , (b_q) and (c_q) refer to the configurations (a), (b) and (c), respectively, with charge q in the Figure 8.

configurations preserve $\mathcal{N} = 1$ supersymmetry, all scalar parameters must belong to chiral multiplets. This implies that every real parameter should be combined with its ‘superpartner’ to form a complex parameter.

What is the partner of the parameter ζ_μ ? A natural speculation is that it is the Wilson line associated with the cycle α_μ . Because each cycle is the projection of NS5-brane worldvolume wrapped on 1-cycle on the torus, we can make gauge invariant quantity by integrating the $U(1)$ gauge field A on the NS5-brane along the cycle α_μ ;

$$W_\mu = \oint_{\alpha_\mu} A. \quad (68)$$

Actually, this guess is correct. A direct way to prove this is to perform the supersymmetry transformation of the fields on NS5-brane. The scalar, spinor, and vector fields on an NS5-brane form a vector multiplet of $\mathcal{N} = 4$ supersymmetry, and the supersymmetry transformation for these fields is a combination of the global supersymmetry in the bulk and local κ -symmetry on the brane. By checking how scalar fields enter in the supersymmetry transformation of chiral spinor fields, we can determine the multiplet structure of the bosonic fields on the brane.

Although this direct analysis is not difficult, to save the trouble with dealing with spinors and gamma matrices, we here adopt another way which use S and T dualities to transform the brane configuration to other ones in which multiplet structure is clearer.

We have many NS5-branes with different orientations. For concreteness, we assume that the system consists of D5-branes along 012357, an NS5-brane along

012345, and an NS5-brane along 012367, and consider the multiplet structure of the bosonic fields on the NS5-brane along 012345. Let A_μ ($\mu = 0, \dots, 5$) and A_i ($i = 6, 7, 8, 9$) be the vector and scalar fields on the NS5-brane, respectively. We use the same character for both vector and scalar fields because we use T-duality transformations which mix vector and scalar components.

Let us first focus on the two intersecting NS5-branes along 012345 and 012367. These two branes preserve $\mathcal{N} = 2$ supersymmetry and A_M ($M = 0, \dots, 9$) are divided into a vector multiplet $\{A_0, A_1, A_2, A_3, A_8, A_9\}$ and a hypermultiplet $\{A_4, A_5, A_6, A_7\}$. This grouping is most clearly seen by performing S and $T(4589)$ duality transformations. ($T(4589)$ is the T-duality transformation along 4589 directions.) The S-duality transforms two NS5-branes into two D5-branes, and the T-duality makes them space-filling D9-brane and D5-branes along 012389. After the duality transformation, the Lorentz group $SO(1, 9)$ is broken to $SO(1, 5) \times SO(4)$, and the fields A_M are divided correspondingly.

Next, let us take another pair of branes, the NS5-brane along 012345 and the D5-brane along 012357. We perform S -duality transformation followed by $T(5)$. This transform original NS5 and D5 into D4 along 01234 and NS5 along 012357. This is the configuration which is used to describe an $\mathcal{N} = 2$ elliptic model. (Precisely speaking, an extra compactification is needed to obtain the elliptic model. This has nothing to do with the $\mathcal{N} = 1$ elliptic models we mentioned in §3.3.) If the D4-brane ends on the NS5-brane, it can move along 5 and 7 directions, and in the elliptic model, these are identified with the scalar fields in an $\mathcal{N} = 2$ vector multiplet. This implies that $\{A_0, A_1, A_2, A_3, A_5, A_7\}$ form a vector multiplet, and the others $\{A_4, A_6, A_8, A_9\}$ belong to a hypermultiplet.

We obtained two decompositions for different choices of $\mathcal{N} = 2$ supersymmetry. We can obtain the multiplets of unbroken $\mathcal{N} = 1$ supersymmetry as the superposition of these two decompositions, and we obtain a vector multiplet $\{A_0, A_1, A_2, A_3\}$ and three chiral multiplets $\{A_4, A_6\}$, $\{A_5, A_7\}$, and $\{A_8, A_9\}$. In particular, we find that the parameter $\zeta_\mu \sim A_7$ is combined with the Wilson line $W_\mu \sim A_5$ as we expected above.

There is one constraint (40) imposed on the parameters ζ_μ . The multiplet structure requires that this should be the case for the Wilson lines W_μ , too. Actually, with the Stokes' theorem, we can show that,

$$\sum_{\mu=1}^d W_\mu = \sum_{\mu=1}^d \oint_{\alpha_\mu} A = \int_\Sigma dA = 0. \quad (69)$$

At the final step, we used $dA = 0$.

We can also show that two of $d - 1$ degrees of freedom of Wilson lines are redundant. Let us consider gauge transformations of the RR 2-form field in the bulk. They also change the gauge field on the NS5-brane as

$$\delta C_2 = d\Lambda, \quad \delta A = \Lambda. \quad (70)$$

If the parameter Λ is a closed 1-form, this transformation changes only A . The Wilson lines are transformed by

$$W_\mu \rightarrow W'_\mu = W_\mu + \oint_{\alpha_\mu} \Lambda. \quad (71)$$

We have two independent closed 1-form on the torus, and the gauge transformation (71) decreases the number of physical degrees of freedom by two.

4 Comparison of parameters

In Section 2, we analyzed the β -functions of gauge and superpotential couplings and we found $d - 1$ complex marginal deformations. On the other hand, the corresponding brane configuration has complex $d - 3$ degrees of freedom of changing the shape and Wilson lines. In this section, we argue the relation among them.

Let us consider how the couplings are given in string theory. We first focus on the real parameters. The gauge coupling for each $SU(N)_a$ can be read off from the Born-Infeld action of D5-branes as

$$\frac{1}{Ng_a'^2} = \frac{1}{Ng_a^2} - \frac{1}{8\pi^2} \log \frac{1}{g_a^2} \sim \frac{A'_a}{4\pi Ng_{\text{str}}\alpha'} - \frac{1}{8\pi^2} \log \frac{A'_a}{4\pi g_{\text{str}}\alpha'}, \quad (72)$$

where A'_a is the area of the face a evaluated with the real shape of the D5-brane worldvolume. On the other hand, each term in the superpotential is induced by the string worldsheet wrapped on the corresponding $(N, \pm 1)$ face and is roughly given by

$$-\log |h_k| \sim -\log \left(g_{\text{str}}^{(n/2)-1} e^{-A'_k/(2\pi\alpha')} \right) = \frac{A'_k}{2\pi\alpha'} + \left(\frac{n}{2} - 1 \right) \log \frac{1}{g_{\text{str}}}, \quad (73)$$

where n is the number of fields included in the interaction term.

Because of the difficulty of quantizing strings in the background with D5- and NS5-branes, we cannot give precise relations between parameters in gauge theories and ones in string theory. The purpose of this section is to give only rough relations among them. For this purpose, we focus only on the first terms in the final expressions in (72) and (73). Furthermore, we ignore N and g_{str} dependence in these terms, and we simplify the relations as

$$\frac{1}{Ng_a'^2} \sim A_a, \quad -\log |h_k| \sim A_k. \quad (74)$$

In these relations, in addition to the simplification we have already mentioned above, we replaced the areas A'_A , which are evaluated with the real shape of the D5-brane worldvolumes, by the areas A_A on the flat torus divided by straight cycles.

The approximation adopted above is so violent that we cannot obtain any quantitative results from the analysis in the following. This, however, makes the equations below quite simple and clarify the qualitative relation among parameters.

Replacing the terms in the RG invariant parameters (14) by the corresponding areas according to (74), we obtain

$$f^{(I)} = \sum_a S_a^{(I)} A_a = \int_{\mathcal{F}} S^{(I)}(x^5, x^7) dx^5 dx^7, \quad (75)$$

where the function $S^{(I)}(x^5, x^7)$ is defined so that $S^{(I)}(x^5, x^7) = S_a^{(I)}$ in the face a . The integration region \mathcal{F} is an arbitrary fundamental region. By using the parameters b_μ in (9) and the functions $q_\mu(x^5, x^7)$ defined in (36), we can give the function $S(x^5, x^7)$ as

$$S^{(I)}(x^5, x^7) = \sum_{\mu=1}^d b_\mu^{(I)} q_\mu(x^5, x^7) + c, \quad (76)$$

where c is a new parameter determining the constant part of $S^{(I)}$. The periodicity of $S(x^5, x^7)$ is guaranteed by the condition (10). If we substitute this into (75) we obtain

$$f^{(I)} = \sum_{\mu=1}^d b_\mu^{(I)} \zeta_\mu + c. \quad (77)$$

This relation show how the RG invariant parameters $f^{(I)}$ on the gauge theory side are related to the parameters ζ_μ and c on the string theory side.

Among the parameters ζ_μ and c on the string theory side, we know that ζ_μ are the position of cycles μ in the torus, and describe the shape of the brane configuration. What is the other parameter c ? We can identify this degrees of freedom with the expectation value of dilaton field in the following way.

If we substitute the assignment (16) into (77), we obtain

$$c = f^{(1)} \sim \frac{1}{N g_{\text{diag}}^2}. \quad (78)$$

Namely, the parameter c is the diagonal gauge coupling (17). Roughly speaking, it is the gauge coupling of the theory on D5-branes wrapped on the torus without NS5-branes attached. We can read off the coupling from the action of the D5-branes and obtain

$$c = \frac{A_{\text{tot}}}{\alpha' e^\phi}. \quad (79)$$

With this equation, we can identify the parameter c with the expectation value of $e^{-\phi}$. (More precisely, c depends not only on the dilaton but also on the size of

\mathbb{T}^2 .) This correspondence can easily be extended to the correspondence between complex parameters. The diagonal gauge coupling $1/g_{\text{diag}}^2$ is combined with the theta angle θ_{diag} of the diagonal gauge group, and we can read off the relation $\theta_{\text{diag}} \sim C_{57}$ from the D5-brane action. We have the relation

$$\tau_{\text{diag}} \sim ic \sim C_{57} + \frac{i}{e^\phi}. \quad (80)$$

We can show that the right hand side is actually the scalar component of one chiral multiplet by checking the transformation law of fermions in type IIB supergravity.

Now we have $d - 1$ RG invariant parameters on the gauge theory side and $d - 2$ parameters on the string theory side. There is still one more parameter on the gauge theory side. This is the β -like deformation given by the baryonic charges (18). Substituting (18) into (77), we obtain

$$f^{(2)} = \sum_{\mu=1}^d \zeta_\mu + c. \quad (81)$$

If the constraint (40) is imposed on the parameters ζ_μ , the first term on the right hand side in (81) vanishes, and this does not give an independent degrees of freedom. To realize the β -like deformation $f^{(2)}$, we need to relax the constraint imposed on the parameters ζ_μ . In other word, the marginal deformation $f^{(2)}$ corresponds to a supergravity field which modifies the constraint (40). We can easily see that the axion field C is such a field.

In §3.4, we assumed vanishing axion field when we obtain the BPS conditions. If we turn on the axion field, the expression for the angle φ in the BPS condition (60) is modified as

$$\varphi \sim \frac{Q(z)}{(N + Q(z)C)g_{\text{str}}}, \quad (82)$$

and we do not have the simple relation (66). This implies that the axion field modifies the constraint (40), and corresponds to the β -like deformation (81).

The correspondence between $f^{(2)}$ and the axion field can be extended to the correspondence between complex parameters. With the supersymmetry transformation law of type IIB supergravity we can show that the partner of the axion field is B_{57} . Non-vanishing expectation value of this component of B_2 contributes the phase of the coupling h_k as $h_k \sim e^{-(C+iB_{57})}$ through the coupling of B_2 and the string world sheet, and we obtain the correspondence

$$f^{(2)} \sim C + iB_{57}. \quad (83)$$

Having obtained the relations between background supergravity fields and the two marginal deformations $f^{(1)}$ and $f^{(2)}$, the other $d - 3$ marginal deformations $f^{(I)}$ ($I = 3, \dots, d - 1$) are naturally matched with the parameters $\zeta_\mu + iM_\mu$. If we change the parameter ζ_μ , the cycle μ moves in the torus, and the areas of faces

touching the cycle change. This changes the corresponding coupling constants. If we change the Wilson line W_μ , the θ -angles associated with $(N, 0)$ faces touching the cycle are changed by the interaction term in the brane action

$$\int_{\text{junctions}} A^{(\text{NS5})} \wedge F^{(\text{D5})} \wedge F^{(\text{D5})}. \quad (84)$$

Summarizing, the relation between exactly marginal deformations in the gauge theory side and degrees of freedom in the brane tiling side is given by:

$$\text{diagonal gauge coupling} \leftrightarrow C_{57} + ie^{-\phi} \quad (85a)$$

$$\beta\text{-like deformation} \leftrightarrow C + iB_{57} \quad (85b)$$

$$\text{other } d - 3 \text{ deformations} \leftrightarrow \zeta_\mu + iW_\mu \quad (85c)$$

We should note that there may be a mixing among these parameters which cannot be captured by our rough analysis above.

5 Conclusions and discussions

In this paper we have clarified the relation between the exactly marginal deformations of $\mathcal{N} = 1$ superconformal quiver gauge theories and the supersymmetry-preserving deformations of corresponding brane tilings.

First, by analyzing β -functions for gauge couplings and superpotential couplings, we showed that there are generically $d - 1$ exactly marginal deformations, where d is the perimeter of the toric diagram (or number of legs of the web diagram), and have explicitly written down the vanishing linear combinations of β -functions. We gave a simple way to obtain the coefficients of the linear combinations by using the brane tilings.

Next, we treated the brane tiling as a *physical* intersecting brane system, and showed that in both cases of large g_{str} and small g_{str} there are $d - 3$ degrees of freedom of the deformations of the brane tiling which preserve supersymmetry. In the weak coupling limit, these degrees of freedom correspond to changes of coefficients of the Newton polynomial which specifies the holomorphic cycle NS5-brane wraps, whereas in the strong string coupling limit, these degrees of freedom correspond to the positions of the cycles, that is NS5-branes.

We combine the results, and identify which marginal deformation on the gauge theory side corresponds to which degree of freedom of brane tilings. Among $d - 1$ degrees of freedom on the gauge theory side, two parameters are identified with background supergravity fields. One is the “(complexified) diagonal gauge coupling”, identified with the dilaton field and RR two-form field by (85a), and the other is the “ β -like deformation”, identified with the axion field and the NS-NS two-form field by (85b). The remaining $d - 3$ deformations of the gauge theory

are identified with $d - 3$ degrees of freedom of the brane configuration, derived by using the BPS conditions.

There are many open questions which require further investigations.

First, we found that in the large string coupling limit there exist BPS brane configurations which have faces with the NS5 charge greater than 1 or less than -1 . Such brane configurations cannot be transformed to bipartite graphs. When we consider duality between quiver gauge theories and brane tilings, we usually take the weak coupling limit, and we never have such extra kinds of faces. It may, however, be interesting to investigate the gauge theories realized on the brane configuration in the strong coupling limit as an independent problem.

Second, in this paper, we discussed only the gauge theories with gauge groups of the same rank. In the infrared limit such gauge theories are believed to flow into superconformal fixed points. We can also realize non-conformal gauge theories with gauge groups of different ranks by replacing the NS5-branes attached on D5-branes in the configurations studied in this paper by $(k, 1)$ -branes[21]. It would be interesting to consider how we can reproduce the coupling running and the duality cascade by using the brane configurations. In the elliptic models, which are T-dual to brane tilings, the coupling running is realized as bents of NS5-branes due to the tension of D4-branes stretched among them. Similar mechanism may work in the case of brane tilings.

Furthermore, in section 4, we have only given a rough estimation of parameters, and it is desirable to have more complete understanding between parameters of gauge theories and those of brane configurations.

Finally, brane-tiling-like descriptions for three-dimensional $\mathcal{N} = 2$ superconformal gauge theories on M2-branes probing singular Calabi-Yau 4-folds are recently proposed [11]. Although we have much less understanding about theories on M2-branes, it would be interesting to extend our analysis to that case.

Acknowledgements

We thank S. Lee, Y. Nakayama, H. Ooguri and Y. Tachikawa for valuable comments and discussions. We would also like to thank the Yukawa Institute for Theoretical Physics at Kyoto University. Discussions during the YITP workshop YITP-W-06-11 on “String Theory and Quantum Field Theory” were useful to complete this work. M. Y would like to thank Korea Institute for Advanced Study for hospitality where part of this work was completed. The research of Y. I is supported in part by a Grant-in-Aid for Scientific Research (#17540238) from the Japan Ministry of Education, Culture, Sports, Science and Technology. The research of H. I is supported by Japan Society for the Promotion of Science (JSPS) under the DC1 program.

A BPS condition and the central charge

In this appendix, we derive the BPS condition for (p, q) -brane as $SL(2, \mathbb{Z})$ transformation of that for D5-branes.

The scalar field V_I ($I = 1, 2$) in type IIB supergravity takes the value in the coset space $SL(2, \mathbb{R})/U(1)$. This is transformed by the global $SL(2, \mathbb{R})$ and the local $U(1)$ symmetries as

$$V_I \rightarrow V'_I = e^{i\alpha} V_J M^J{}_I. \quad (86)$$

where $M^J{}_I$ is an $SL(2, \mathbb{R})$ matrix. The following normalization condition is imposed on V_I :

$$\text{Im}(V_1^* V_2) = 1. \quad (87)$$

Due to this condition and the $U(1)$ gauge symmetry, V_I has two real physical components, which are often referred to as the dilaton ϕ and the axion C . The $U(1)$ invariant physical degree of freedom is

$$\tau \equiv C + \frac{i}{e^\phi} = \frac{V_2}{V_1}. \quad (88)$$

We fix the $U(1)$ gauge by the condition

$$V_1 \in \mathbb{R}_+. \quad (89)$$

The susy condition for a D5-brane is

$$\Gamma^{012345} \epsilon_i = (\sigma_x)_{ij} \epsilon_j, \quad (90)$$

where we here assumed that the D5-brane spreads along 012345. For D5-brane with different direction we need to replace Γ^{012345} by an appropriate one. The parameters ϵ_i ($i = 1, 2$) are the parameters of supersymmetry transformations. They are Majorana-Weyl spinors satisfying

$$\Gamma^{11} \epsilon_i = \epsilon_i. \quad (91)$$

The $U(1)$ charge of ϵ_i are $\pm 1/2$ and the spinors ϵ_i are transformed under the transformation (86) by

$$(\epsilon_1 \ \epsilon_2) \rightarrow (\epsilon'_1 \ \epsilon'_2) = (\epsilon_1 \ \epsilon_2) \begin{pmatrix} \cos(\alpha/2) & \sin(\alpha/2) \\ -\sin(\alpha/2) & \cos(\alpha/2) \end{pmatrix}. \quad (92)$$

In string theory, the $SL(2, \mathbb{R})$ symmetry of supergravity is broken to its subgroup $SL(2, \mathbb{Z})$ due to the quantization of brane charges. The $SL(2, \mathbb{Z})$ transformation of 5-brane charges Q^I is

$$Q^I \rightarrow Q'^I = M^I{}_J Q^J. \quad (93)$$

The SUSY condition of (p, q) -branes can be obtained by the $SL(2, \mathbb{Z})$ transformation from that of D5-branes (90). A D5-brane is transformed to (p, q) -brane by the $SL(2, \mathbb{Z})$ transformation

$$M^I{}_J = \begin{pmatrix} p & r \\ q & s \end{pmatrix}, \quad ps - qr = 1. \quad (94)$$

We also need to perform the local $U(1)$ transformation $e^{i\varphi}$ with

$$\varphi = \arg(p + q\tau), \quad (95)$$

in order to maintain the gauge (89). This $U(1)$ transformation rotates the susy transformation parameters ϵ_i , and this transformation changes the susy condition (90) into

$$\Gamma^{012345}\epsilon_i = \epsilon_j(\sin \varphi \sigma_z + \cos \varphi \sigma_x)_{ji}. \quad (96)$$

This is the BPS condition for (p, q) -branes spread along 012345.

In this paper, we consider 5-branes spread along 0123 and wrapped on two-dimensional surface in 4567 space. For studying such configurations, we decompose the gamma matrices as

$$\Gamma^\mu = \gamma^\mu \otimes \mathbf{1}_4 \otimes \mathbf{1}_2, \quad (97a)$$

$$\Gamma^a = \gamma^5 \otimes \gamma^a \otimes \mathbf{1}_2, \quad (97b)$$

$$\Gamma^8 = \gamma^5 \otimes \gamma^5 \otimes \sigma_x, \quad (97c)$$

$$\Gamma^9 = \gamma^5 \otimes \gamma^5 \otimes \sigma_y, \quad (97d)$$

$$\Gamma^{11} = \gamma^5 \otimes \gamma^5 \otimes \sigma_z, \quad (97e)$$

where γ^μ and γ^a are gamma matrices in 0123 and 4567 spaces, respectively. Correspondingly, the susy parameter ϵ_i for each i can be decomposed into four four-dimensional Weyl spinor of positive chirality and their complex (Majorana) conjugates. Let ϵ^A_i be the Weyl spinors of positive chirality where $A = 1, 2, 3, 4$ is the Dirac spinor index in the 4567 space. ϵ^A_i for each A and i is a chiral spinor in 0123 space. By this decomposition of gamma matrices and spinors, the susy condition (96) becomes

$$\frac{i}{2} S^{ab} (\gamma_{ab})^A{}_B \epsilon^B_i = \epsilon^A_j (\sin \varphi \sigma_z + \cos \varphi \sigma_x)_{ji}. \quad (98)$$

We introduce the anti-symmetric tensor S^{ab} specifying the tangent space of the 5-brane worldvolume in 4567 space which is defined by

$$S^{ab} = \int_T dx^a \wedge dx^b, \quad (99)$$

where T is a tangent plane with unit area. For the gamma matrices γ^{ab} in the 4567 space we use the following convention:

$$i\gamma^{45} = \begin{pmatrix} \sigma_z & \\ & \sigma_z \end{pmatrix}, \quad i\gamma^{76} = \begin{pmatrix} \sigma_z & \\ & -\sigma_z \end{pmatrix},$$

$$\begin{aligned}
i\gamma^{46} &= \begin{pmatrix} \sigma_x & \\ & \sigma_x \end{pmatrix}, & i\gamma^{57} &= \begin{pmatrix} \sigma_x & \\ & -\sigma_x \end{pmatrix}, \\
i\gamma^{47} &= \begin{pmatrix} \sigma_y & \\ & \sigma_y \end{pmatrix}, & i\gamma^{65} &= \begin{pmatrix} \sigma_y & \\ & -\sigma_y \end{pmatrix}.
\end{aligned} \tag{100}$$

In this paper, we are interested in brane configurations which preserve the specific supersymmetries. The supersymmetries are the unbroken supersymmetries in the system consisting of NS5-branes along 45 and 67 directions and D5-branes along 57 directions. For simplicity we assume vanishing axion field. This implies that $\varphi = \pi/2$ for NS5-branes. (For D5-branes the angle is always $\varphi = 0$ by definition.) The two kinds of NS5-branes give

$$i(\gamma^{45})^A{}_B \epsilon^B{}_i = i(\gamma^{67})^A{}_B \epsilon^B{}_i = \epsilon^A{}_j (\sigma_z)_{ji}. \tag{101}$$

By using the explicit expression for the gamma matrices, we can easily show from (101) that lower two lines of the 4×2 matrix $\epsilon^A{}_i$ vanish. Let ϵ_U be the upper half of the matrix $\epsilon^A{}_i$. We can rewrite (101) as

$$\sigma_z \epsilon_U = \epsilon_U \sigma_z, \tag{102}$$

and this means that the 2×2 matrix ϵ_U is diagonal. Therefore, there are two independent Weyl spinors in ϵ_U . They are parameters of four-dimensional $\mathcal{N} = 2$ supersymmetry preserved by the NS5-branes.

The susy condition for the D5-branes is

$$\frac{i}{2} S_{D5}^{ab} (\sigma_{ab})^A{}_B \epsilon^B{}_i = \epsilon^A{}_j (\sigma_x)_{ji}, \tag{103}$$

where σ^{ab} is the positive chirality part of γ^{ab} . For this condition not to break all the supersymmetries and to preserve $\mathcal{N} = 1$ supersymmetry, the matrix $S_{D5} = (1/2) S_{D5}^{ab} \sigma_{ab}$ should be skew-diagonal. In other words, the two diagonal components of S_{D5} should vanish. If this condition is satisfied, the matrices S take the form

$$S = \begin{pmatrix} 0 & Z \\ Z^* & 0 \end{pmatrix}. \tag{104}$$

The component Z is normalized by $|Z| = 1$ and its phase determines the unbroken supersymmetry by

$$\epsilon^2{}_2 = Z \epsilon^1{}_1. \tag{105}$$

The parameter Z , which depends on the direction of the D5-brane, is nothing but (the density of) the central charge in the $\mathcal{N} = 2$ superalgebra, which is carried by the D5-branes. This can be shown by noticing that the commutator of local supersymmetry transformations generates a gauge transformation of the RR 6-form potential field, which couples to D5-branes,

$$\delta(\epsilon)\delta(\epsilon')C_6 - \delta(\epsilon')\delta(\epsilon)C_6 = d\Lambda_5 + \cdots, \quad \Lambda_5 = \frac{1}{4e^\phi}(\sigma_x)_{ij}(\bar{\epsilon}_i \Gamma_{[5]} \epsilon'_j), \tag{106}$$

where $\Gamma_{[5]}$ is the matrix valued five-form defined by $(1/5!)\Gamma_{M_1\dots M_5}dx^M \wedge \dots \wedge dx^{M_5}$. The blobs in (106) represents the field dependent terms induced by the diffeomorphism which emerges in the commutator. We can read off the central charge of D5-brane by comparing (106) and the relation

$$\int \Lambda_5 = \frac{1}{2} \text{Re} \left(V Z (\epsilon^1_1 \epsilon^2_2) \right) + \dots, \quad (107)$$

where integration on the left hand side is taken over a time slice of the world volume of the D5-brane. We factor out the diverging volume factor V in the right hand side, and Z is the central charge of branes occupying unit volume in 123 space. By using explicit form of the γ matrices, we can show that the central charge is the component Z in the matrix (104).

The susy condition for the D5-branes along 57 directions is

$$i(\gamma^{57})^A{}_B \epsilon^B{}_i = \epsilon^A{}_j (\sigma_x)_{ji}. \quad (108)$$

The conditions (101) and (108) mean that this 2×2 matrix ϵ_U commute with σ_z and σ_x , respectively, and therefore ϵ_U is proportional to the unit matrix. Namely, the matrix ϵ is given by

$$\epsilon^A{}_i = \begin{pmatrix} \epsilon & 0 \\ 0 & \epsilon \\ 0 & 0 \\ 0 & 0 \end{pmatrix}. \quad (109)$$

The four-dimensional Weyl spinor ϵ in (109) is the parameter of the unbroken $\mathcal{N} = 1$ SUSY.

We are interested in brane configurations which do not break the $\mathcal{N} = 1$ SUSY. By substituting (109) into (98) we obtain

$$t_1^a t_2^b (i\sigma^{ab}) = \sin \varphi \sigma_z + \cos \varphi \sigma_x. \quad (110)$$

This equation reduces to (60) when φ is small.

References

- [1] A. Hanany and K. D. Kennaway, “Dimer models and toric diagrams,” [arXiv:hep-th/0503149].
- [2] S. Franco, A. Hanany, K. D. Kennaway, D. Vegh and B. Wecht, JHEP **0601**, 096 (2006), [arXiv:hep-th/0504110].
- [3] S. Franco, A. Hanany, D. Martelli, J. Sparks, D. Vegh and B. Wecht, JHEP **0601**, 128 (2006), [arXiv:hep-th/0505211].

- [4] A. Hanany and D. Vegh, “Quivers, tilings, branes and rhombi,” [arXiv:hep-th/0511063].
- [5] B. Feng, Y. H. He, K. D. Kennaway and C. Vafa, “Dimer models from mirror symmetry and quivering amoebae,” [arXiv:hep-th/0511287].
- [6] S. Franco and D. Vegh, JHEP **0611**, 054 (2006), [arXiv:hep-th/0601063].
- [7] A. Hanany, C. P. Herzog and D. Vegh, JHEP **0607**, 001 (2006), [arXiv:hep-th/0602041].
- [8] I. Garcia-Etxebarria, F. Saad and A. M. Uranga, JHEP **0606**, 055 (2006), [arXiv:hep-th/0603108].
- [9] A. Butti, JHEP **0610**, 080 (2006), [arXiv:hep-th/0603253].
- [10] T. Oota and Y. Yasui, Nucl.Phys. **B762**, 377 (2007), [arXiv:hep-th/0610092].
- [11] S. Lee, “Superconformal field theories from crystal lattices,” [arXiv:hep-th/0610204].
- [12] A. Butti and A. Zaffaroni, Fortsch. Phys. **54**, 309 (2006), [arXiv:hep-th/0512240].
- [13] A. Butti and A. Zaffaroni, JHEP **0511**, 019 (2005), [arXiv:hep-th/0506232].
- [14] A. Butti, D. Forcella and A. Zaffaroni, “Deformations of conformal theories and non-toric quiver gauge theories,” [arXiv:hep-th/0607147].
- [15] A. Butti, D. Forcella and A. Zaffaroni, JHEP **0509**, 018 (2005), [arXiv:hep-th/0505220].
- [16] C. E. Beasley and M. R. Plesser, JHEP **0112**, 001 (2001), [arXiv:hep-th/0109053].
- [17] N. Seiberg, Nucl. Phys. B **435**, 129 (1995), [arXiv:hep-th/9411149].
- [18] K. Ueda and M. Yamazaki, “A note on brane tilings and McKay quivers,” [arXiv:math.ag/0605780].
- [19] K. Ueda and M. Yamazaki, “Brane tilings for parallelograms with application to homological mirror symmetry,” [arXiv:math.ag/0606548].
- [20] K. Ueda and M. Yamazaki, work in progress
- [21] Y. Imamura, JHEP **0606**, 011 (2006), [arXiv:hep-th/0605097].
- [22] Y. Imamura, JHEP **0612**, 041 (2006), [arXiv:hep-th/0609163].

- [23] R. G. Leigh and M. J. Strassler, Nucl. Phys. B **447**, 95 (1995), [arXiv:hep-th/9503121].
- [24] V. A. Novikov, M. A. Shifman, A. I. Vainshtein and V. I. Zakharov, Nucl. Phys. B **229**, 381 (1983); Nucl. Phys. B **260**, 157 (1985); Phys. Lett. B **166**, 329 (1986).
- [25] A. M. Uranga, JHEP **9901**, 022 (1999), [arXiv:hep-th/9811004].
- [26] S. Benvenuti and A. Hanany, JHEP **0508**, 024 (2005), [arXiv:hep-th/0502043].
- [27] M. Wijnholt, “Parameter space of quiver gauge theories,” [arXiv:hep-th/0512122].
- [28] J. Erlich, A. Hanany and A. Naqvi, JHEP **9903**, 008 (1999), [arXiv:hep-th/9902118].
- [29] O. Lunin and J. M. Maldacena, JHEP **0505**, 033 (2005), [arXiv:hep-th/0502086].
- [30] S. Benvenuti, A. Hanany and P. Kazakopoulos, JHEP **0507**, 021 (2005), [arXiv:hep-th/0412279].
- [31] A. Klemm, W. Lerche, P. Mayr, C. Vafa and N. P. Warner, Nucl. Phys. B **477**, 746 (1996), [arXiv:hep-th/9604034].