

CERN-PH-TH/2007-021
hep-th/0701269

January 2007

Matrix Factorizations and Homological Mirror Symmetry on the Torus

Johanna Knapp

Harun Omer

*Department of Physics, CERN
Theory Division, CH-1211 Geneva 23,
Switzerland
firstname.lastname@cern.ch*

Abstract

We consider matrix factorizations and homological mirror symmetry for the \mathbb{Z}_4 -Landau-Ginzburg orbifold of the torus T^2 . We identify the basic matrix factorizations and compute the full spectrum taking into account the explicit dependence on bulk and boundary moduli. We verify homological mirror symmetry by comparing three-point functions in the A-model and the B-model.

Contents

1	Introduction	2
2	Matrix Factorizations	3
3	Cohomology	5
3.1	R-charges	5
4	Three-point Functions in the B-model	8
4.1	The flattening normalization factor	9
4.2	The correlators $\langle \Omega_S \rangle$ and $\langle \Omega_{\mathcal{L}} \rangle$	10
4.3	Uniformization of the α_i	11
4.4	Three-point correlators	12
5	The “exceptional” D2 brane	14
6	The Topological A-Model	16
6.1	Computation of the Correlators	16
6.2	Three Point Functions for the Quartic Curve	17
6.3	Higher Correlators	20
6.4	Short- vs. Long-Diagonal Branes and the Connection to the Cubic	23
7	The Two-Variable Superpotential	24
7.1	Rank 1 Factorizations	24
7.2	The Spectrum	26
7.3	The Three-Point Correlators for the Two-Variable Potential	27
7.4	Higher Rank Factorizations	29
8	Conclusions	30
A	Cohomology	31
A.1	Long Branes	31
A.2	Short Branes	32
A.3	Short to Long	33
A.4	Long to Short	35
B	Theta functions	36

1. Introduction

Matrix factorizations of Landau–Ginzburg superpotentials provide a practical tool to describe D–branes in B–type topological string theory. D–branes are often imagined as objects wrapping cycles on a Calabi–Yau manifold. This is of course only an appropriate concept in special limits, away from which this kind of intuitive understanding breaks down. A more appropriate framework for the description of topological D –branes is in terms of Fukaya categories (on the A side) or derived categories of coherent sheaves (on the B model side) [1,2,3,4,5,6,7,8]. Brane stability, brane composition through tachyon condensation, brane locations as well as brane charges are all included in this framework. The formulation is rather abstract and still relatively new, so the number of concrete calculations done which have been done explicitly is still very small. The B –side with its realization in terms of matrix factorizations has to date been treated in the cases of minimal models as well as tensor products of them [9,10,11,12]. The only explicit calculation for a moduli dependent problem was performed for the \mathbb{Z}_3 –orbifold of T^2 . The elliptic curve’s mirror description on the A –side has been looked at from the physical as well as the mathematical perspective in [13,14,15,16] and [17,18,19] respectively.

Three different Landau–Ginzburg orbifolds of T^2 are known. The \mathbb{Z}_3 orbifold is described by a cubic LG superpotential and the \mathbb{Z}_4 orbifold by a quartic curve. The third superpotential listed below corresponds to the \mathbb{Z}_6 orbifold. Explicitly, the associated Landau–Ginzburg superpotentials take the form (see e.g. [20]):

$$W_{\mathbb{Z}_3} = x_1^3 + x_2^3 + x_3^3 - a x_1 x_2 x_3 \quad (1.1)$$

$$W_{\mathbb{Z}_4} = x_1^4 + x_2^4 - x_3^2 - a x_1^2 x_2^2 \quad (1.2)$$

$$W_{\mathbb{Z}_6} = x_1^6 + x_2^3 - x_3^2 - a x_1 x_2^4. \quad (1.3)$$

The parameter a depends on the complex structure modulus τ of the torus. The Gepner point corresponds to $a = 0$. Adding a quadratic term x_3^2 has no effect on the bulk theory but for a theory with boundary this is different. In a theory with boundary, adding a quadratic term to the superpotential gives a different GSO projection. Note that the two–variable version of (1.2), which we will discuss in section 7, is geometrically not a torus.

In this work we focus on the \mathbb{Z}_4 –orbifold of T^2 , i.e. the quartic curve (1.2). In the framework of matrix factorizations and derived categories the quartic curve has so far only been treated at the Gepner point [21,22]. Here we will discuss the complete, moduli–dependent quartic torus without restricting to any special point like the Gepner point. Therefore, all results depend on the bulk modulus τ as well as boundary moduli u_i . Many of the methods we apply here were developed for the case of the cubic curve.

By working with the T^2 we have deliberately chosen a case whose physics and mathematics is already well–understood. We hope that this paper is useful to allow tackling physically more interesting cases, notably branes on the $K3$, semi-realistic intersecting brane models on higher dimensional tori, or branes on higher dimensional Calabi–Yaus. The aforementioned cases are of great theoretical interest but knowledge about them is only spotty since they are tractable only to a low level of sophistication by conventional methods; it is hoped that a matrix factorization perspective can reveal new insights. Apart from the explicit

moduli-dependence, matrix factorizations allow finding in principle all possible stable brane configurations. In addition, compared to the cubic curve, the quartic curve has a few novel features. The most obvious one is that the variables of the in the quartic superpotential do not have equal weights. This has an influence on the uniformization procedure which relates the moduli dependent parameters of the B-model to those natural in the A-model. Another difference between the quartic and the cubic torus is that the superpotential contains only terms with even exponents. This implies that there will be a self-dual matrix factorization, i.e. a brane which is its own antibrane. The existence of self-dual matrix factorizations then entails that we must include antibranes into the description if we want to compute correlators on the quartic torus. Furthermore, selection rules tell us that the three-point functions for the quartic torus always have insertions of two different kinds of factorizations whereas for the cubic curve all calculation could be done with just one type. Throughout this paper we will distinguish between the two types of factorizations, calling them 'long' and 'short' branes, in line with previous conventions. The long branes wrap along the diagonal of the fundamental domain of the torus in the A-model picture, whereas the short branes wrap along the sides of the covering space. On the cubic, there were two kinds of three-point correlators which involved only states stretching between long branes or short only branes, respectively. In the case of the quartic torus, the three-point correlators always involve long as well as short branes.

The paper is organized as follows: We start by identifying a set of matrix factorizations – the long and short branes in section 2 – from which all other branes can be generated by tachyon condensation [15]. In section 3 we compute the complete spectrum of the model. Section 4 is devoted to the calculation of three-point functions on the B-model side. In that section we also solve the uniformization problem, alluded above. Section 5 is concerned with an exceptional matrix factorization, which corresponds to a pure D2 brane wrapping the torus. Its boundary modulus is therefore fixed. We will be somewhat elaborate on this subject since this factorization is important, for example, for computing monodromies in moduli space [23]. In section 6 we compute the instanton sums on the A-model side and verify that they match the B-model calculation. Furthermore we present some examples of higher point amplitudes. In section 7 we discuss the second version of the quartic torus, where $x_3 = 0$. In this two-variable version of the model we set the boundary modulus to a fixed value and thus work with a theory that depends only on the complex structure modulus τ . For that case we can avoid the uniformization procedure by extending the formalism for the construction of permutation branes [12,24]. Using this trick, we can take over many of the results of these constructions. Finally, in the appendix, we give the spectrum of the torus as well as some definitions and identities for theta functions which were used.

2. Matrix Factorizations

We consider the following three-variable superpotential for the quartic torus:

$$W = x_1^4 + x_2^4 - x_3^2 - ax_1^2x_2^2 \quad (2.1)$$

In order to incorporate moduli in a natural manner we introduce parameters $\alpha_1^i \equiv \alpha_1(u_i, \tau)$, $\alpha_2^i \equiv \alpha_2(u_i, \tau)$, which depend on the boundary modulus u of the brane (we label the brane by an index i) and the complex structure modulus τ of the torus. The matrix factorization condition constrains the α_i to lie on the Jacobian of the torus. The parameters therefore have to satisfy the following relation:

$$(\alpha_1^i)^4 + (\alpha_2^i)^4 - (\alpha_3^i)^2 - a(\alpha_1^i)^2(\alpha_2^i)^2 = 0 \quad (2.2)$$

We now give the matrix factorizations which correspond to the long and short branes. It is a priori not obvious to see from the structure of the factorization whether it is a long brane or a short brane. One way to find out is by computing the RR-charges [25,15]. We choose a different approach, identifying the branes by their spectra. From the A-model picture we know that long branes intersect twice in the fundamental domain of the torus, which implies that we have two states stretching between two long branes. Short branes intersect only once and we expect one open string state between two short branes. We will show explicitly in the following section and in the appendix that the matrix factorizations given below satisfy these properties.

For the brane anti-brane pair of the short branes we find: $Q_i^S = \begin{pmatrix} 0 & E_i^S \\ J_i^S & 0 \end{pmatrix}$, where $i = \{1, \dots, 4\}$:

$$E_i^S = \begin{pmatrix} \alpha_1^i x_1 + \alpha_2^i x_2 & \alpha_3^i x_3 + \frac{(\alpha_3^i)^2}{\alpha_1^i \alpha_2^i} x_1 x_2 \\ \frac{1}{\alpha_1^i \alpha_2^i} x_1 x_2 - \frac{1}{\alpha_3^i} x_3 & -\frac{1}{\alpha_1^i} x_1^3 + \frac{\alpha_1^i}{(\alpha_2^i)^2} x_1 x_2^2 - \frac{1}{\alpha_2^i} x_2^3 + \frac{\alpha_2^i}{(\alpha_1^i)^2} x_1^2 x_2 \end{pmatrix} \quad (2.3)$$

$$J_i^S = \begin{pmatrix} \frac{1}{\alpha_1^i} x_1^3 - \frac{\alpha_1^i}{(\alpha_2^i)^2} x_1 x_2^2 + \frac{1}{\alpha_2^i} x_2^3 - \frac{\alpha_2^i}{(\alpha_1^i)^2} x_1^2 x_2 & \alpha_3^i x_3 + \frac{(\alpha_3^i)^2}{\alpha_1^i \alpha_2^i} x_1 x_2 \\ \frac{1}{\alpha_1^i \alpha_2^i} x_1 x_2 - \frac{1}{\alpha_3^i} x_3 & -\alpha_1^i x_1 - \alpha_2^i x_2 \end{pmatrix} \quad (2.4)$$

This has the structure of a linear permutation brane. This is in accordance with the case of the cubic curve [13], where the short branes were also identified with linear permutation branes.

For the long branes we take the following expression: $Q_i^L = \begin{pmatrix} 0 & E_i^L \\ J_i^L & 0 \end{pmatrix}$, where:

$$E_i^L = \begin{pmatrix} \frac{\alpha_1^i}{\alpha_2^i} x_1^2 - \frac{\alpha_2^i}{\alpha_1^i} x_2^2 & \frac{1}{\alpha_3^i} x_3 - \frac{1}{\alpha_1^i \alpha_2^i} x_1 x_2 \\ \alpha_3^i x_3 + \frac{(\alpha_3^i)^2}{\alpha_1^i \alpha_2^i} x_1 x_2 & \frac{\alpha_2^i}{\alpha_1^i} x_1^2 - \frac{\alpha_1^i}{\alpha_2^i} x_2^2 \end{pmatrix} \quad (2.5)$$

$$J_i^L = \begin{pmatrix} \frac{\alpha_2^i}{\alpha_1^i} x_1^2 - \frac{\alpha_1^i}{\alpha_2^i} x_2^2 & -\frac{1}{\alpha_3^i} x_3 + \frac{1}{\alpha_1^i \alpha_2^i} x_1 x_2 \\ -\alpha_3^i x_3 - \frac{(\alpha_3^i)^2}{\alpha_1^i \alpha_2^i} x_1 x_2 & \frac{\alpha_1^i}{\alpha_2^i} x_1^2 - \frac{\alpha_2^i}{\alpha_1^i} x_2^2 \end{pmatrix} \quad (2.6)$$

These matrix factorizations correspond to Recknagel-Schomerus branes.

Note that, apart from the permutation branes, there is a standard construction for a matrix factorization. One can factorize the superpotential as follows: $W = \sum_i q_i x_i \frac{\partial W}{\partial x_i}$. In our case this would yield a 4×4 matrix factorization. Comparing with the cubic curve, one might expect that a factorization of this kind would give the long branes. We will argue in section 5

why (2.5-2.6) is the simplest choice for the long branes.

Since we have a \mathbb{Z}_4 -orbifold action the index i can take the values $i \in \{1, 2, 3, 4\}$. The R -matrices are given by:

$$R_1 = \text{diag}\left(\frac{1}{4}, -\frac{1}{4}, -\frac{1}{4}, \frac{1}{4}\right) \quad (2.7)$$

$$R_2 = \text{diag}(0, 0, 0, 0) \quad (2.8)$$

The orbifold matrices associated to the matrix factorizations above are [25]:

$$\gamma_{1,2}^i = \sigma e^{i\pi R_{1,2}} e^{-i\pi\varphi_i}, \quad (2.9)$$

where $\sigma = \begin{pmatrix} \mathbb{1}_4 & 0 \\ 0 & -\mathbb{1}_4 \end{pmatrix}$ and the phase φ is determined by the condition $\gamma^4 = \mathbb{1}$.

3. Cohomology

3.1. R -charges

Here some basic results are derived about R -charges, which are used throughout this work. For practical computations with branes described by matrix factorizations, it is essential to know about the open string states stretching between the branes. Finding these states is a cohomology problem which can be solved algebraically. Though not challenging from the theoretical point of view, the computation can be cumbersome, especially for moduli dependent problems. From a phenomenological perspective, it would therefore be helpful to extract some more information from the factorization before actually committing to compute the cohomology. Viewed from the practical side, it is easier to find the matrices in the cohomology if we know those which can exist beforehand and know the charges of their matrix elements.

The R -charge q_Φ of a morphism Φ mapping between Q and Q' is obtained from the equation [25],

$$E\Phi + R'\Phi - \Phi R = q_\Phi \Phi. \quad (3.1)$$

Without explicitly knowing the morphism itself, that condition allows to determine the R -charges of the components from the (diagonal) R -matrices $R = \text{diag}(r_1, r_2, \dots, r_m)$ and $R' = \text{diag}(r'_1, r'_2, \dots, r'_n)$ associated with the two branes. The charges of each entry therefore satisfy,

$$ch(\Phi_{ij}) + r'_i - r_j = q_\Phi \quad \text{or} \quad \Phi_{ij} = 0. \quad (3.2)$$

A further obvious condition is that since the entries of the matrix Φ are all proportional to polynomials in the chiral ring $\mathcal{J} = \frac{\mathbb{C}[x_1, \dots, x_N]}{\partial W}$, they can also only assume the discrete charges of these chiral ring elements,

$$ch(\Phi_{ij}) \in \{ch(x) | x \in \mathcal{J}\}. \quad (3.3)$$

A third restriction is Serre duality: In a Calabi-Yau, to every boson ϕ there exists a fermion ψ and the charges of both add up to the background charge \hat{c} .

$$q_\phi + q_\psi = \hat{c}. \quad (0 < q_\phi, q_\psi < \hat{c}) \quad (3.4)$$

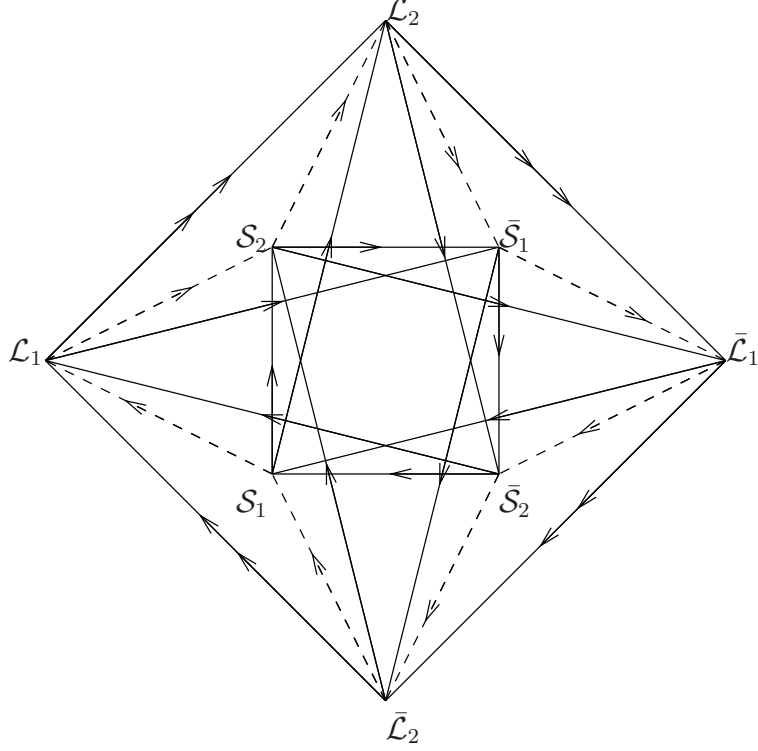


Figure 1: The quiver diagram for the quartic torus.

Finally, there is the orbifold condition [25],

$$q_\Phi = \varphi' - \varphi + |\Phi| \bmod 2. \quad (3.5)$$

In that equation, $|\Phi|$ denotes the parity of the morphism and φ is the phase of the matrix factorization. This phase is defined by,

$$\gamma = \text{diag}(\mathbb{1}_{N \times N}, -\mathbb{1}_{N \times N}) e^{i\pi R} e^{-i\pi\varphi}, \quad \gamma^H = \mathbb{1}, \quad (3.6)$$

where H is the total degree of the polynomial Landau-Ginzburg superpotential W_{LG} . Using these rules we can make ansätze for the physical states. Computing the boundary changing open string spectrum between the branes Eq. (2.3–2.6), one obtains the quiver diagram depicted in Fig. 1. Here, only the fermionic states have been drawn. By Serre duality, the bosonic states run in the opposite direction. The torus has background charge $\hat{c} = 1$ so 3.4 becomes $q_\psi + q_\phi = 1$. The states mapping between branes of the same type have charge $1/2$. This tells us that at a generic point in moduli space there will be no non-vanishing three-point functions if one considers only short branes or only long branes. For the open string states between long and short branes the solid lines represent fermions of charge $1/4$ and the dashed lines are fermions of charge $3/4$.

For every brane, there is also a fermionic boundary preserving operator of charge 1, which corresponds to a marginal boundary deformation. It is given by $\Omega = \partial_u Q$, where u is the boundary modulus. This state will yield a one-point function $\langle \Omega \rangle$ for each of the long and

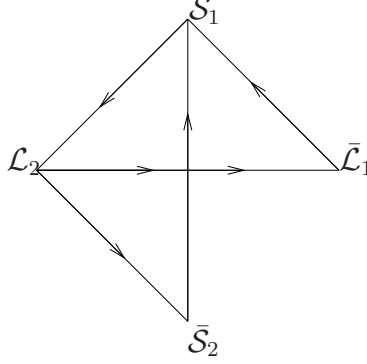


Figure 2: Three-point functions on the B-side.

short branes.

Furthermore, there exist additional states between a brane and its antibrane if the branes are on top of each other. In particular, there will be a boson of charge 1 and a fermion of charge 0. The existence of these states comes from the fact that a boson, resp. fermion, beginning and ending on the same brane implies the existence of a fermion, resp. boson, stretching between the brane and its antibrane. In this sense, these states are related to $\mathbb{1}$ and Ω . We will not pursue this degenerate case any further in this work.

In the following, we will be interested in computing the non-vanishing three-point functions for the quartic torus. Clearly, only the fermions with charge $1/4$ and $1/2$ can contribute to the three-point functions. The possible three-point correlators correspond to oriented triangles in figure 1. Note that we did not draw the bosons in this graph. In order to identify all the three-point functions one has to keep in mind that there is also a bosonic arrow going in the opposite direction. The quiver in fig. 1 has an obvious \mathbb{Z}_4 symmetry. So, each type of correlator appears four times.

Let us first show some examples. We cut out a patch of Fig. 1 which contains all the information about correlators with only fermions. This is shown in Fig. 2. The possible correlators are thus:

$$\langle \psi_{\bar{S}_2 S_1} \psi_{S_1 \mathcal{L}_2} \psi_{\mathcal{L}_2 \bar{S}_2} \rangle, \quad \langle \psi_{\bar{\mathcal{L}}_1 S_1} \psi_{S_1 \mathcal{L}_2} \psi_{\mathcal{L}_2 \bar{\mathcal{L}}_1} \rangle, \quad \langle \psi_{\bar{\mathcal{L}}_1 S_1} \psi_{S_1 \mathcal{L}_2} \bar{\psi}_{\mathcal{L}_2 \bar{\mathcal{L}}_1} \rangle. \quad (3.7)$$

To find correlators with bosonic insertions, we have to swap the directions of some arrows in the quiver. One has, for instance, a configuration shown in Fig. 3 where bosons are represented by dotted lines. Since the labeling of the branes is just convention and since we cannot tell the difference whether a state goes from brane to brane or from antibrane to antibrane on the B-model side we will label the states in the correlators just with \mathcal{L} and $\bar{\mathcal{S}}$ and not with $\mathcal{L}_1, \bar{\mathcal{L}}_2, \bar{\mathcal{S}}_2$, etc.

There are two different types of correlators, those with two long branes and one short branes and those with two short branes and one long branes. In this paper we will mostly be concerned with the first type.

There are eight different correlators of type long-long-short:

$$\langle \psi_{\mathcal{L}\mathcal{L}} \psi_{\mathcal{L}\bar{\mathcal{S}}} \psi_{\bar{\mathcal{S}}\mathcal{L}} \rangle \quad \langle \bar{\psi}_{\mathcal{L}\mathcal{L}} \psi_{\mathcal{L}\bar{\mathcal{S}}} \psi_{\bar{\mathcal{S}}\mathcal{L}} \rangle \quad (3.8)$$

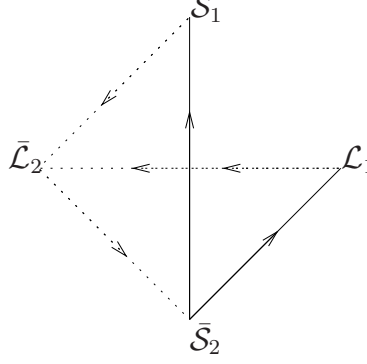


Figure 3: Three-point functions on the B-side, including bosons.

$$\langle \psi_{\mathcal{L}\mathcal{L}} \phi_{\mathcal{L}\mathcal{S}} \phi_{\mathcal{S}\mathcal{L}} \rangle \quad \langle \bar{\psi}_{\mathcal{L}\mathcal{L}} \phi_{\mathcal{L}\mathcal{S}} \phi_{\mathcal{S}\mathcal{L}} \rangle \quad (3.9)$$

$$\langle \phi_{\mathcal{L}\mathcal{L}} \psi_{\mathcal{L}\mathcal{S}} \phi_{\mathcal{S}\mathcal{L}} \rangle \quad \langle \bar{\phi}_{\mathcal{L}\mathcal{L}} \psi_{\mathcal{L}\mathcal{S}} \phi_{\mathcal{S}\mathcal{L}} \rangle \quad (3.10)$$

$$\langle \phi_{\mathcal{L}\mathcal{L}} \phi_{\mathcal{L}\mathcal{S}} \psi_{\mathcal{S}\mathcal{L}} \rangle \quad \langle \bar{\phi}_{\mathcal{L}\mathcal{L}} \phi_{\mathcal{L}\mathcal{S}} \psi_{\mathcal{S}\mathcal{L}} \rangle \quad (3.11)$$

Furthermore, there are four correlators of type short-short-long:

$$\langle \psi_{\mathcal{S}\mathcal{S}} \psi_{\mathcal{L}\mathcal{S}} \psi_{\mathcal{S}\mathcal{L}} \rangle \quad \langle \psi_{\mathcal{S}\mathcal{S}} \phi_{\mathcal{L}\mathcal{S}} \phi_{\mathcal{S}\mathcal{L}} \rangle \quad (3.12)$$

$$\langle \phi_{\mathcal{S}\mathcal{S}} \psi_{\mathcal{L}\mathcal{S}} \phi_{\mathcal{S}\mathcal{L}} \rangle \quad \langle \phi_{\mathcal{S}\mathcal{S}} \phi_{\mathcal{L}\mathcal{S}} \psi_{\mathcal{S}\mathcal{L}} \rangle \quad (3.13)$$

Here we used a bar to distinguish between the two states stretching between two long branes. We collect the explicit results for all the open string states in the appendix.

4. Three-point Functions in the B-model

This section is concerned with the calculation of three-point correlators on the B-model side. These can be determined by the following residue integral [26,27]:

$$\langle \Phi_a^{AB} \Phi_b^{BC} \Phi_c^{CA} \rangle = \int \frac{\text{str} \left(\frac{1}{3!} (dQ^A)^{\wedge 3} \Phi_a^{AB} \Phi_b^{BC} \Phi_c^{CA} \right)}{\partial_1 W \partial_2 W \partial_3 W}, \quad (4.1)$$

where the Φ_i^{AB} are (bosonic or fermionic) cohomology elements stretching between the branes A and B .

The key difficulty in this computation is to find the correct normalization for the cohomology elements such that the correlators can be identified with the instanton sums on the A-model side. This is related to finding flat coordinates on the moduli space. For the boundary preserving operator $\Omega = \partial_u Q$ the correct normalization can be deduced from the normalization on the superpotential which has to be normalized by a flattening normalization factor [28,13]. The normalization of the boundary changing operators is more difficult to calculate. In [13] it was argued that the correctly normalized three-point functions have to satisfy the heat equation, which implies that they have to be theta functions.

In the following subsections we will calculate the normalization for the boundary preserving

operator Ω and compute the one-point functions. In order to be able to compute three-point functions, we first uniformize the moduli-dependent parameters α_i , i.e. we express them in terms of the boundary modulus u and the complex structure modulus τ . Then we proceed to calculating the three-point functions on the B-model side, making extensive use of theta function identities.

4.1. The flattening normalization factor

The normalization of the boundary preserving operator $\Omega = \partial_u Q$ is related to the normalization of the superpotential W via the matrix factorization condition. In [28] it was shown that it is necessary to change the normalization of the superpotential by a modulus dependent prefactor, $W \rightarrow \frac{1}{q(\tau)}W$, in order to have vanishing connection terms in the differential equations satisfied by the periods. The matrix factorization condition then implies that we need to redefine $Q \rightarrow q(\tau)^{-\frac{1}{2}}Q$. This additional factor is then inherited by Ω . We will now calculate the flattening normalization factor for the quartic torus, following the steps in [28]. We start by defining the following integrals, which are related to periods of differential forms, given a superpotential with n variables:

$$u_0 = (-1)^\lambda \Gamma(\lambda) \int \frac{q(s)}{W^\lambda} dx_1 \wedge \dots \wedge dx_n \quad (4.2)$$

$$u_\alpha^{(\lambda)} = (-1)^{\lambda+1} \Gamma(\lambda+1) \int_\gamma \frac{\phi_\alpha(x_i, s)}{W^{\lambda+1}} dx_1 \wedge \dots \wedge dx_n \quad (4.3)$$

Here, $q(s)$ is a function of the moduli and the flattening factor s we are looking for, which is in generic, non-flat coordinates. $\phi_\alpha(x_i, s)$ is a bulk cohomology element, γ is a homology cycle and $\Gamma(\lambda)$ is the gamma function. It can then be shown [28] that u_0 satisfies the following differential equation:

$$\frac{\partial^2}{\partial s_i \partial s_j} u_0 = C_{ij}^\alpha u_\alpha^{(\lambda+1)} + \Gamma_{ij}^k \left(\frac{\partial}{\partial s_k} \right) u_0, \quad (4.4)$$

where C_{ij}^α are the structure constants of the bulk chiral ring and Γ_{ij}^k is the Gauss–Manin connection. Transforming the generic coordinates s_i to flat coordinates t_i implies a vanishing connection $\Gamma \equiv 0$. In particular, this condition leads to a differential equation which determines the flattening factor $q(t)$.

We will now specialize to the case of the quartic torus. Thus, W is given by (2.1) and $n = 3$. Furthermore, we set for the modulus of the torus $t \equiv \tau$, as usual. Then we have $u_0 = (-1)^\lambda \Gamma(\lambda) \int \frac{q(\tau)}{W^\lambda} dx_1 \wedge dx_2 \wedge dx_3$. In the following we will drop the integral measure. Computing the second derivative of u_0 with respect to the modulus, one gets:

$$\frac{\partial^2 u_0}{\partial \tau^2} = \frac{q''}{q} u_0 + (-1)^{\lambda+1} \Gamma(\lambda+1) \int \frac{1}{W^{\lambda+1}} \left(\frac{2q'}{q} + \frac{a''}{a'} \right) (-q a' x_1^2 x_2^2) + (-1)^{\lambda+2} \Gamma(\lambda+2) \int \frac{q}{W^{\lambda+2}} (a')^2 x_1^4 x_2^4 \quad (4.5)$$

Next, we partially integrate the third term, applying the following identities:

$$(4 - a^2) x_1^4 x_2^4 = x_1 x_2^3 \left(x_2 \partial_{x_1} W + \frac{1}{2} a x_1 \partial_{x_2} W \right) \quad (4.6)$$

$$x_2 \partial_{x_2} W = x_2 (4x_2^3 - 2a x_1^2 x_2) \quad (4.7)$$

The vanishing of the connection corresponds to the vanishing of the terms proportional to $\frac{1}{W^{\lambda+1}}$. This leads to a differential equation for $q(\tau)$ in terms of $a(\tau)$:

$$(-1)^{\lambda+1} \Gamma(\lambda+1) \int \frac{1}{W^{\lambda+1}} \left(\frac{2q'}{q} + \frac{a''}{a'} + \frac{2aa'}{4-a^2} \right) (-q a' x^2 y^2) \stackrel{!}{=} 0 \quad (4.8)$$

The integration can be performed easily and we solve for $q(\tau)$:

$$q(\tau) = \left(\frac{4 - a(\tau)^2}{a'(\tau)} \right)^{\frac{1}{2}} \quad (4.9)$$

One also finds another useful identity:

$$\eta^6(\tau) = \frac{(-1)^{\frac{7}{4}}}{2\pi^{\frac{3}{2}}} \frac{1}{q^2(\tau)} = \frac{(-1)^{\frac{7}{4}}}{2\pi^{\frac{3}{2}}} \frac{a'(\tau)}{4 - a^2(\tau)} \quad (4.10)$$

4.2. The correlators $\langle \Omega_S \rangle$ and $\langle \Omega_{\mathcal{L}} \rangle$

As argued above, the correctly normalized correlators look as follows [13],

$$\langle \Omega_{S/\mathcal{L}} \rangle = q(\tau) \int \frac{\text{str} \left(\frac{1}{3!} (dQ^{S/\mathcal{L}})^{\wedge 3} \partial_u Q^{S/\mathcal{L}} \right)}{\partial_1 W \partial_2 W \partial_3 W} = \int \frac{f(\tau, u) H(x)}{\partial_1 W \partial_2 W \partial_3 W} = f(u, \tau), \quad (4.11)$$

where $H(x) = \frac{1}{12} \det \partial_i \partial_j W$ is the Hessian. Going to the patch $\alpha_2(u, \tau) = 1$ and using the relation coming from the vanishing of the u -derivative of (2.2) in the selected patch,

$$0 = \partial_u \left(\alpha_1(u, \tau)^4 + 1 - \alpha_3(u, \tau)^2 - a \alpha_1(u, \tau)^2 \right), \quad (4.12)$$

one finds that the two correlators take the same value:

$$\langle \Omega_S \rangle = \langle \Omega_{\mathcal{L}} \rangle = f(u, \tau) = q(\tau) \frac{1}{2} \frac{\partial_u \alpha_3(u, \tau)}{2\alpha_1(u, \tau)^3 - a(\tau)\alpha_1(u, \tau)} \quad (4.13)$$

One can show that $\langle \Omega_{S/\mathcal{L}} \rangle = 1$ is satisfied if u is a flat coordinate on the Jacobian [13]. On the torus, the holomorphic one-form looks as follows:

$$\eta = q(\tau) \int_{\mathcal{C}} \frac{\omega}{W}, \quad \text{where} \quad \omega = \sum_{i=1}^3 (-1)^i x_i dx_1 \wedge \widehat{dx_i} \wedge dx_3, \quad (4.14)$$

and \mathcal{C} is a contour winding around the hypersurface $W = 0$. In our local patch, where $W = W(\alpha_1, 1, \alpha_3)$, we have $\omega = -d\alpha_1 \wedge d\alpha_3$. We can solve this contour integral using the residue theorem: $\int_{\mathcal{C}} \frac{dW}{W} = 1$. This is due to the fact that W is zero along the torus, which implies that $\frac{1}{W}$ has a first order pole on the hypersurface. From the relation $dW = \sum_{i=1}^3 \frac{\partial W}{\partial \alpha_i} d\alpha_i$ at $\alpha_2=1$ we obtain:

$$d\alpha_1 = \frac{dW - \frac{\partial W}{\partial \alpha_3} d\alpha_3}{\frac{\partial W}{\partial \alpha_1}} \quad (4.15)$$

Inserting this into (4.14) and using the residue formula, we get:

$$\eta = q(\tau) \frac{d\alpha_3}{\partial_{\alpha_1} W(\alpha_1, 1, \alpha_3)} = \frac{q(\tau)}{2} \frac{d\alpha_3}{2\alpha_1(u, \tau)^3 - a\alpha_1(u, \tau)} \quad (4.16)$$

The solution of $f(u, \tau) = 1$ is thus given by:

$$u = \int_{\infty}^{\alpha_3} \eta, \quad (4.17)$$

which shows that this is a flat coordinate on the Jacobian.

4.3. Uniformization of the α_i

We now give the explicit expression for the functions $\alpha_i(u, \tau)$ in terms of the boundary modulus u and the complex structure modulus τ . For the torus this amounts to computing the mirror map, i.e. we express the coordinates of the B-model in terms of flat coordinates which are the natural variables in the A-model. In the case of the torus these are the complex structure parameter τ , which will be identified with the Kähler parameter on the mirror, and the brane positions u_i which will be identified with shift- and Wilson line moduli on the A-side.

The expression of the α_i will be given by theta functions which give a basis of global sections of line bundles on the torus. The theta functions with characteristics are defined as follows¹:

$$\Theta \left[\begin{smallmatrix} c_1 \\ c_2 \end{smallmatrix} \right] (u, \tau) = \sum_{m \in \mathbb{Z}} q^{(m+c_1)^2/2} e^{2\pi i(u+c_2)(m+c_1)}, \quad (4.18)$$

where $q = e^{2\pi i\tau}$. According to [17], the n functions $\theta[\frac{a}{n}, 0](nu, n\tau)$ with $a \in \mathbb{Z}/n\mathbb{Z}$ are the global sections of degree n line bundles L^n . For $n = 2$, the following relation holds:

$$\Theta^4 \left[\begin{smallmatrix} 0 \\ 0 \end{smallmatrix} \right] (0, 2\tau) + \Theta^4 \left[\begin{smallmatrix} \frac{1}{2} \\ 0 \end{smallmatrix} \right] (0, 2\tau) - a \Theta^2 \left[\begin{smallmatrix} 0 \\ 0 \end{smallmatrix} \right] (0, 2\tau) \Theta^2 \left[\begin{smallmatrix} \frac{1}{2} \\ 0 \end{smallmatrix} \right] (0, 2\tau) = 0, \quad (4.19)$$

where a can be found, for instance, in [29,20,30]. The a -parameter defines a map $a : H^+/\Gamma(2) \rightarrow \mathbb{CP}^1$ from the fundamental region of the modular group $\Gamma(2)$ (H^+ denotes the upper half plane) to the Riemann sphere, given by \mathbb{CP}^1 . In terms of the modular invariant $j(\tau) = \frac{1}{q} + 744 + \dots$ it is given by the following expression [30]:

$$j(\tau) = \frac{16(a^2 + 12)^3}{(a^2 - 4)^2} \quad (4.20)$$

Here, one has to be careful to choose the correct branch of the solution for a .

Clearly, the relation (4.19) is not what we are looking for, because if we identify $\alpha_1 = \Theta[0, 0](0, 2\tau)$ and $\alpha_2 = \Theta[1/2, 0](0, 2\tau)$, the relation is $\alpha_1^4 + \alpha_2^4 - a\alpha_1^2\alpha_2^2 = 0$ instead of (2.2). This is the relation for the two-variable version of the quartic superpotential. One sees that (4.19) is only satisfied at a single point, $u = 0$, in the brane moduli space. We will consider

¹We have collected the relevant definitions and identities in the appendix.

the two-variable model at $u = 0$ in section 7, where we will show that keeping only the explicit dependence on τ simplifies the calculations tremendously.

For the three-variable quartic torus we need to uniformize the α_i to satisfy (2.2). The correct basis of theta function is given by the Jacobi theta functions:

$$\Theta_1(u, \tau) \equiv \Theta \left[\begin{matrix} \frac{1}{2} \\ \frac{1}{2} \end{matrix} \right] (u, \tau) \quad \Theta_2(u, \tau) \equiv \Theta \left[\begin{matrix} \frac{1}{2} \\ 0 \end{matrix} \right] (u, \tau) \quad (4.21)$$

$$\Theta_3(u, \tau) \equiv \Theta \left[\begin{matrix} 0 \\ 0 \end{matrix} \right] (u, \tau) \quad \Theta_4(u, \tau) \equiv \Theta \left[\begin{matrix} 0 \\ \frac{1}{2} \end{matrix} \right] (u, \tau) \quad (4.22)$$

It turns out that the correct solution looks as follows:

$$\alpha_1(u, \tau) = \Theta_1(2u, 2\tau) \quad \alpha_2(u, \tau) = \Theta_4(2u, 2\tau) \quad (4.23)$$

$$\alpha_3(u, \tau) = \frac{\Theta_4^2(2\tau)}{\Theta_2(2\tau)\Theta_3(2\tau)} \Theta_2(2u, 2\tau)\Theta_3(2u, 2\tau), \quad (4.24)$$

where we define $\Theta_i(\tau) \equiv \Theta_i(0, \tau)$.

Furthermore we write the parameter a as:

$$a = \frac{\Theta_2^4(2\tau) + \Theta_3^4(2\tau)}{\Theta_2^2(2\tau)\Theta_3^2(2\tau)} \quad (4.25)$$

One can check that this expression also satisfies (4.20).

We can now show that with these definitions (2.2) is satisfied. The most elegant way is to prove this analytically, using the following quadratic identities for the theta functions (see for example [31]):

$$\begin{aligned} \Theta_3^2(u, \tau)\Theta_4^2(\tau) &= \Theta_4^2(u, \tau)\Theta_3^2(\tau) - \Theta_1^2(u, \tau)\Theta_2^2(\tau) \\ \Theta_2^2(u, \tau)\Theta_4^2(\tau) &= \Theta_4^2(u, \tau)\Theta_2^2(\tau) - \Theta_1^2(u, \tau)\Theta_3^2(\tau) \end{aligned} \quad (4.26)$$

Note that for the case of the quartic curve the uniformization is slightly more complicated than for the cubic curve. This is due to the fact that not all the variables have the same weight. As a consequence, $\alpha_3(u, \tau)$, which has twice the weight of $\alpha_1(u, \tau)$ and $\alpha_2(u, \tau)$, has to be expressed as a composite of theta functions. It is to be expected that this is always the case whenever a quadratic term is added to the superpotential.

4.4. Three-point correlators

We now calculate the correlators (3.8)-(3.11) using (4.1). Plugging the states into the residue formula, the actual value of the correlator will be multiplied with a rational function of the α_i which can be absorbed into the normalization of the states. Since this task is quite complicated we will simplify the problem stepwise:

- Simplify the open string states using theta function identities.

- Insert these simplified states into (4.1) and make use of more identities for theta functions to identify the correlators.

Performing these steps, we will be able to extract the values of the correlators without knowing the exact normalization. In general, one needs to know the precise normalization in order to make the results comparable to the A-model side. Without further input it cannot be determined. Our approach is to pull out factors $\alpha_{1/2}(u_i + u_j + u_k, \tau)$ from every contribution to the Hessian, which are expected to be the correct values for the correlators. We then verify that the results are correct by comparing the the results coming from the mirror calculation. We will now give a more detailed description of the steps mentioned above.

Simplification of the open string states

The open string states given above are quite complicated matrices whose entries contain sums of quotients of the α_i . We can use the uniformization in terms of theta functions to simplify these expressions. In particular, we can apply theta function identities such that the α_i -expressions give only one quotient instead of sums and we can pull out common factors which we may throw away, since the correlators are only defined up to factors in the α_i . For the correlators it is thus possible to reduce the number of terms by a factor of 8. For this we made use of the addition formulas for the theta functions (see for instance [32]). We collected the most important ones in the appendix. For the simplification of the states we used (B.5), (B.6).

The Correlators

By plugging the simplified open string states into (4.1) and making further manipulations with theta function identities, we can pull out a factor of all terms in the supertrace which contribute to the Hessian. In that case we need to apply the most general identities for our theta functions. In particular, we make extensive use of (B.10).

Here we compute the correlators which involve two long branes and one short brane. Applying the theta function identities, one sees that one term on the rhs of (B.10) always vanishes², leaving us with a term of the form $\Theta_{(1/4)}(u_1 + u_2 + u_3, \tau)$ and some factors coming from the bad normalization of the states. Thus, up to the normalization factor, we find the following results for the correlators:

$$\begin{aligned}\langle \psi_{\mathcal{LL}}(u_1, u_2) \psi_{\mathcal{LS}}(u_2, u_3) \psi_{\mathcal{SL}}(u_3, u_1) \rangle &\sim \Theta_4(2(u_1 + u_2 - u_3), 2\tau) \\ \langle \bar{\psi}_{\mathcal{LL}}(u_1, u_2) \psi_{\mathcal{LS}}(u_2, u_3) \psi_{\mathcal{SL}}(u_3, u_1) \rangle &\sim \Theta_1(2(u_1 + u_2 - u_3), 2\tau)\end{aligned}\tag{4.27}$$

$$\begin{aligned}\langle \psi_{\mathcal{LL}}(u_1, u_2) \phi_{\mathcal{LS}}(u_2, u_3) \phi_{\mathcal{SL}}(u_3, u_1) \rangle &\sim \Theta_4(2(u_1 + u_2 + u_3), 2\tau) \\ \langle \bar{\psi}_{\mathcal{LL}}(u_1, u_2) \phi_{\mathcal{LS}}(u_2, u_3) \phi_{\mathcal{SL}}(u_3, u_1) \rangle &\sim \Theta_1(2(u_1 + u_2 + u_3), 2\tau)\end{aligned}\tag{4.28}$$

²This comes from $\Theta_1(0, \tau) = 0$.

$$\begin{aligned}\langle \phi_{\mathcal{L}\mathcal{L}}(u_1, u_2) \psi_{\mathcal{L}\mathcal{S}}(u_2, u_3) \phi_{\mathcal{S}\mathcal{L}}(u_3, u_1) \rangle &\sim \Theta_1(2(u_1 - u_2 + u_3), 2\tau) \\ \langle \bar{\phi}_{\mathcal{L}\mathcal{L}}(u_1, u_2) \psi_{\mathcal{L}\mathcal{S}}(u_2, u_3) \phi_{\mathcal{S}\mathcal{L}}(u_3, u_1) \rangle &\sim \Theta_4(2(u_1 - u_2 + u_3), 2\tau)\end{aligned}\quad (4.29)$$

$$\begin{aligned}\langle \phi_{\mathcal{L}\mathcal{L}}(u_1, u_2) \phi_{\mathcal{L}\mathcal{S}}(u_2, u_3) \psi_{\mathcal{S}\mathcal{L}}(u_3, u_1) \rangle &\sim \Theta_1(2(u_1 - u_2 - u_3), 2\tau) \\ \langle \bar{\phi}_{\mathcal{L}\mathcal{L}}(u_1, u_2) \phi_{\mathcal{L}\mathcal{S}}(u_2, u_3) \psi_{\mathcal{S}\mathcal{L}}(u_3, u_1) \rangle &\sim \Theta_4(2(u_1 - u_2 - u_3), 2\tau)\end{aligned}\quad (4.30)$$

The correlators always come in pairs. One correlator vanishes for $u_i = 0$, the other one does not. On the A-model side these correlators correspond to the two triangles that can be enclosed by two long branes and one short brane in the fundamental domain of the torus. Furthermore note that the pairs of correlators differ only by the relative signs of the u_i . The reason is that a fermion stretching between brane \mathcal{A} and brane \mathcal{B} corresponds to a boson stretching between \mathcal{A} and the antibrane $\bar{\mathcal{B}}$. As a consequence bosons have opposite orientation as compared to fermions in the A-model picture which amounts to a relative sign changes in the u_i .

The calculation of the correlators involving two short branes and one long brane is more involved and seems to require the knowledge of the exact normalization of the states. We thus refrain from computing these here and refer to the A-model results.

5. The “exceptional” D2 brane

As promised, we will now give an explanation why the matrix factorization (2.5), (2.6) gives a more convenient description for the long branes than the “canonical” factorization $W = \sum_i q_i x_i \frac{\partial W}{\partial x_i}$. This construction yields a 4×4 matrix factorization $Q_i = \begin{pmatrix} 0 & E_i \\ J_i & 0 \end{pmatrix}$ with:³

$$E_i = \begin{pmatrix} \alpha_1^i x_1 & \alpha_2^i x_2 & \alpha_3^i x_3 + \frac{(\alpha_3^i)^2}{\alpha_1^i \alpha_2^i} x_1 x_2 & 0 \\ \frac{1}{\alpha_2^i} x_2^3 - \frac{\alpha_2^i}{(\alpha_1^i)^2} x_1^2 x_2 & -\frac{1}{\alpha_1^i} x_1^3 + \frac{\alpha_1^i}{(\alpha_2^i)^2} x_1 x_2^2 & 0 & \alpha_3^i x_3 + \frac{(\alpha_3^i)^2}{\alpha_1^i \alpha_2^i} x_1 x_2 \\ \frac{1}{\alpha_3^i} x_3 - \frac{1}{\alpha_1^i \alpha_2^i} x_1 x_2 & 0 & \frac{1}{\alpha_1^i} x_1^3 - \frac{\alpha_1^i}{(\alpha_2^i)^2} x_1 x_2^2 & \alpha_2^i x_2 \\ 0 & \frac{1}{\alpha_3^i} x_3 - \frac{1}{\alpha_1^i \alpha_2^i} x_1 x_2 & \frac{1}{\alpha_2^i} x_2^3 - \frac{\alpha_2^i}{(\alpha_1^i)^2} x_1^2 x_2 & -\alpha_1^i x_1 \end{pmatrix} \quad (5.1)$$

$$J_i = \begin{pmatrix} \frac{1}{\alpha_1^i} x_1^3 - \frac{\alpha_1^i}{(\alpha_2^i)^2} x_1 x_2^2 & \alpha_2^i x_2 & -\alpha_3^i x_3 - \frac{(\alpha_3^i)^2}{\alpha_1^i \alpha_2^i} x_1 x_2 & 0 \\ \frac{1}{\alpha_2^i} x_2^3 - \frac{\alpha_2^i}{(\alpha_1^i)^2} x_1^2 x_2 & -\alpha_1^i x_1 & 0 & -\alpha_3^i x_3 - \frac{(\alpha_3^i)^2}{\alpha_1^i \alpha_2^i} x_1 x_2 \\ -\frac{1}{\alpha_3^i} x_3 + \frac{1}{\alpha_1^i \alpha_2^i} x_1 x_2 & 0 & \alpha_1^i x_1 & \alpha_2^i x_2 \\ 0 & -\frac{1}{\alpha_3^i} x_3 + \frac{1}{\alpha_1^i \alpha_2^i} x_1 x_2 & \frac{1}{\alpha_2^i} x_2^3 - \frac{\alpha_2^i}{(\alpha_1^i)^2} x_1^2 x_2 & -\frac{1}{\alpha_1^i} x_1^3 + \frac{\alpha_1^i}{(\alpha_2^i)^2} x_1 x_2^2 \end{pmatrix} \quad (5.2)$$

³Note that this factorization does not come exactly from $W = \sum_i q_i x_i \frac{\partial W}{\partial x_i}$. There is an additional term proportional to $x_1 x_2$ in the entries with x_3 . Altering the structure in this way does not change the properties of this factorization but it has the effect that the α_i -dependent prefactors are just quotients of the α_i and not polynomials. This simplifies the calculations tremendously.

A straightforward calculation shows that this matrix factorization, together with the factorization (2.3), (2.4) for the short branes, yields the same spectrum as depicted in Fig. 1. Thus, this factorization also represents the long branes. However, there is a catch: Let us compute the correlator $\langle \Omega \rangle$ of the marginal boundary preserving operator $\Omega = \partial_u Q$. In order to do this, we insert it into the residue formula for the three-point function [26], which for this case looks as follows:

$$\langle \Omega \rangle = \int \frac{\text{str} \left(\frac{1}{3!} (dQ)^{\wedge 3} \partial_u Q \right)}{\partial_1 W \partial_2 W \partial_3 W} \quad (5.3)$$

In order to give something non-vanishing, the supertrace should be proportional to the Hessian. Inserting into this formula, one finds that the supertrace is identically 0.

We interpret this as follows: Since Ω is the derivative of Q with respect to the boundary modulus the vanishing of this correlator implies that the boundary modulus for this matrix factorization has a fixed value. Such matrix factorizations were already been discussed in [33,15]. They are interpreted as a single rigid $D2$ brane wrapping the torus.

Although these special points in moduli space are an interesting issue, we do not want to restrict ourselves to a specific value of the boundary modulus but rather find the most general expression for the long branes. The discussion in [33,15] implies that we have to add a pair of $D0\overline{D0}$ branes to the system. Then one of the branes can move freely on the torus, while its antibrane remains fixed and thus we have restored the boundary modulus as the relative distance between the $D0$ -brane and the $\overline{D0}$ -brane. The results of [33,15] tell us that this can be done perturbing this matrix with the marginal boundary fermion, which will yield a reducible matrix factorization.

In order to find an expression for this operator (which is not $\partial_u Q$ but an equivalent description) we go to the Gepner point. There, the torus is a tensor product of two A_3 minimal models and one (trivial) A_1 piece: $A_3(x_1) \otimes A_3(x_2) \otimes A_1(x_3)$. Our matrix factorization has the following form at the Gepner point (see also: [21]): $Q_{\text{gep}} = \begin{pmatrix} 0 & E_{\text{gep}} \\ J_{\text{gep}} & 0 \end{pmatrix}$:

$$E_{\text{gep}} = \begin{pmatrix} x_1 & x_2 & x_3 & 0 \\ x_2^3 & -x_1^3 & 0 & x_3 \\ x_3 & 0 & x_1^3 & x_2 \\ 0 & x_3 & x_2^3 & -x_1 \end{pmatrix} \quad J_{\text{gep}} = \begin{pmatrix} x_1^3 & x_2 & -x_3 & 0 \\ x_2^3 & -x_1 & 0 & -x_3 \\ -x_3 & 0 & x_1 & x_2 \\ 0 & -x_3 & x_2^3 & -x_3^3 \end{pmatrix} \quad (5.4)$$

There is a unique fermionic state of weight 1, which is the tensor product of the highest weight fermions of the two A_3 minimal models. We identify this state with the state Ω :

$$\Omega_{\text{gep}} = \begin{pmatrix} 0 & \Omega_{\text{gep}}^{(0)} \\ \Omega_{\text{gep}}^{(1)} & 0 \end{pmatrix}, \text{ where}$$

$$\Omega_{\text{gep}}^{(0)} = \begin{pmatrix} 0 & 0 & 0 & 1 \\ 0 & 0 & -x_1^2 x_2^2 & 0 \\ 0 & x_1^2 & 0 & 0 \\ -x_2^2 & 0 & 0 & 0 \end{pmatrix} \quad \Omega_{\text{gep}}^{(1)} = \begin{pmatrix} 0 & 0 & 0 & x_1^2 \\ 0 & 0 & -x_2^2 & 0 \\ 0 & 1 & 0 & 0 \\ -x_1^2 x_2^2 & 0 & 0 & 0 \end{pmatrix}; \quad (5.5)$$

Perturbing (5.4) with this state and turning the moduli back on we find the following reducible matrix factorization: $Q_i^{red} = \begin{pmatrix} 0 & E_i^{red} \\ J_i^{red} & 0 \end{pmatrix}$, where

$$E_i^{red} = \begin{pmatrix} x_1 & (\alpha_2^i)^2 x_2 & \frac{1}{\alpha_3^i} x_3 + \left(-\frac{1}{\alpha_1^i \alpha_2^i} + \frac{(\alpha_2^i)^3}{\alpha_1^i (\alpha_3^i)^2}\right) x_1 x_2 & \frac{\alpha_1^i}{\alpha_2^i} \\ (\alpha_2^i)^2 x_2^3 + \left(-\frac{(\alpha_2^i)^4}{(\alpha_1^i)^2} + \frac{(\alpha_3^i)^2}{(\alpha_1^i)^2}\right) x_1^2 x_2 & -(\alpha_3^i)^2 x_1^3 & -\frac{\alpha_1^i}{\alpha_2^i} x_1^2 x_2 & \alpha_3^i x_3 \\ \frac{1}{\alpha_3^i} x_3 & \frac{\alpha_1^i}{\alpha_2^i} x_1^2 & \frac{1}{(\alpha_3^i)^2} x_1^3 & \frac{1}{(\alpha_2^i)^2} x_2 \\ -\frac{\alpha_1^i}{\alpha_2^i} x_2^2 & \mu_1 & \mu_2 & -x_1 \end{pmatrix}, \quad (5.6)$$

where $\mu_1 = \alpha_3^i x_3 + \left(-\frac{(\alpha_2^i)^3}{\alpha_1^i} + \frac{(\alpha_3^i)^2}{\alpha_1^i \alpha_2^i}\right) x_1 x_2$ and $\mu_2 = \frac{1}{(\alpha_2^i)^2} x_2^3 + \left(\frac{1}{(\alpha_1^i)^2} - \frac{(\alpha_2^i)^4}{(\alpha_1^i)^2 (\alpha_3^i)^2}\right) x_1^2 x_2$.

$$J_i^{red} = \begin{pmatrix} x_1^3 & \frac{1}{(\alpha_2^i)^2} & -\alpha_3^i x_3 & \frac{\alpha_1^i}{\alpha_2^i} x_1^2 \\ \mu_2 & -\frac{1}{(\alpha_3^i)^3} x_1 & -\frac{\alpha_1^i}{\alpha_2^i} & -\frac{1}{\alpha_3^i} x_3 - \left(-\frac{1}{\alpha_1^i \alpha_2^i} + \frac{(\alpha_2^i)^3}{\alpha_1^i (\alpha_3^i)^2}\right) x_1 x_2 \\ \mu_1 & \frac{\alpha_1^i}{\alpha_2^i} & (\alpha_3^i)^2 x_1 & (\alpha_2^i)^2 x_2 \\ -\frac{\alpha_1^i}{\alpha_2^i} x_1^2 x_2 & -\frac{1}{\alpha_3^i} x_3 & (\alpha_2^i)^2 x_2^3 + \left(-\frac{(\alpha_2^i)^4}{(\alpha_1^i)^2} + \frac{(\alpha_3^i)^2}{(\alpha_1^i)^2}\right) x_1^2 x_2 & -x_1^3 \end{pmatrix} \quad (5.7)$$

These manipulations leave the spectrum unchanged, except the condition $\langle \Omega \rangle \neq 0$. This matrix factorization is clearly reducible, since it contains two terms which are independent of x_1, x_2 . Thus, we can make row- and column manipulations to transform this factorization into a lower-dimensional one. A few steps of elementary operations yield the following simple result for E_i^{red} (analogous steps lead to a corresponding expression for J_i^{red}): $E_i^{red} = \begin{pmatrix} 0 & A_i \\ B_i & 0 \end{pmatrix}$, where

$$A_i = \begin{pmatrix} 0 & \frac{\alpha_1^i}{\alpha_2^i} \\ \frac{\alpha_2^i}{\alpha_1^i} \left(x_1^4 + x_2^4 - x_3^2 + x_1^2 x_2^2 \left(-\frac{(\alpha_1^i)^2}{(\alpha_2^i)^2} - \frac{(\alpha_2^i)^2}{(\alpha_1^i)^2} + \frac{(\alpha_3^i)^2}{(\alpha_1^i)^2 (\alpha_2^i)^2} \right) \right) & 0 \end{pmatrix} \quad (5.8)$$

$$B_i = \begin{pmatrix} \frac{1}{\alpha_3^i} x_3 - \frac{1}{\alpha_1^i \alpha_2^i} x_1 x_2 & \frac{\alpha_1^i}{\alpha_2^i} x_1^2 - \frac{\alpha_2^i}{\alpha_1^i} x_2^2 \\ \frac{\alpha_2^i}{\alpha_1^i} x_1^2 - \frac{\alpha_1^i}{\alpha_2^i} x_2^2 & \alpha_3^i x_3 + \frac{(\alpha_3^i)^2}{\alpha_1^i \alpha_2^i} x_1 x_2 \end{pmatrix} \quad (5.9)$$

Thus, the canonical 4×4 matrix factorization for the long branes at a generic point in moduli space is isomorphic to the given 2×2 factorization (2.5), (2.6).

6. The Topological A-Model

6.1. Computation of the Correlators

To compare the results obtained on the B -side from the matrix factorizations, we derive the A -model correlation functions here. On the topological A -model side of boundary LG

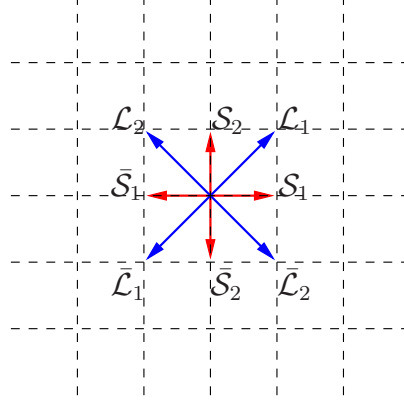


Figure 4: Long and short branes on the covering space of the quartic torus.

models the correlators can be obtained by an infinite sum over instanton areas,

$$\langle \Phi_1 \dots \Phi_N \rangle = \sum_{N\text{-gons}} e^{-2\pi i \tau A}. \quad (6.1)$$

The instanton areas are bounded by the branes on the compactified space. Wilson lines contribute another factor in each term of Eq. (6.1), which equals the exponentiated integral around the boundary of the instanton. The method was developed largely by Polishchuk [17, 18, 19, 34, 35] and has since been applied once in a more physical setting [15]. Its application in phenomenology in [36] has been very successful and the authors were able to get the MSSM spectrum from it. In [15], a subset of factorizations, the 'long diagonal branes' as they were called by the authors, were treated. To avoid a degenerate brane configuration the branes can be placed a priori in such a way that no more than two branes intersect in one point. By choosing appropriate boundary parameters u_i (see below), arbitrary shifts can be incorporated.

6.2. Three Point Functions for the Quartic Curve

Fig. 4 shows how the long and short branes wrap the torus.

Fig 5 shows the covering space of the quartic torus with four branes on it. They are shifted by β_i from the origin. By an appropriate choice of origin, two of the shifts can always be set to zero if desired. The brane intersections labeled by A through G give rise to chiral fields which are located at the positions,

$$\begin{aligned} A(\beta_1 | 1 + \beta_1 - 2\beta_4) & \quad B(\beta_1 | 1 - \beta_1 - 2\beta_2) \\ C(-\beta_2 + \beta_4 | 1 - \beta_2 - \beta_4) & \quad D(\frac{1}{2} - \beta_2 + \beta_4 | \frac{1}{2} - \beta_2 - \beta_4) \\ E(\beta_1 | \beta_3) & \quad F(\beta_3 + 2\beta_4 | \beta_3) \\ G(1 - 2\beta_2 - \beta_3 | \beta_3) & \end{aligned} \quad (6.2)$$

At each intersection one fermion or boson is shown. In the angles next to it, the Serre dual field is located. The angles of the branes correspond to their R -charges multiplied by Π . The

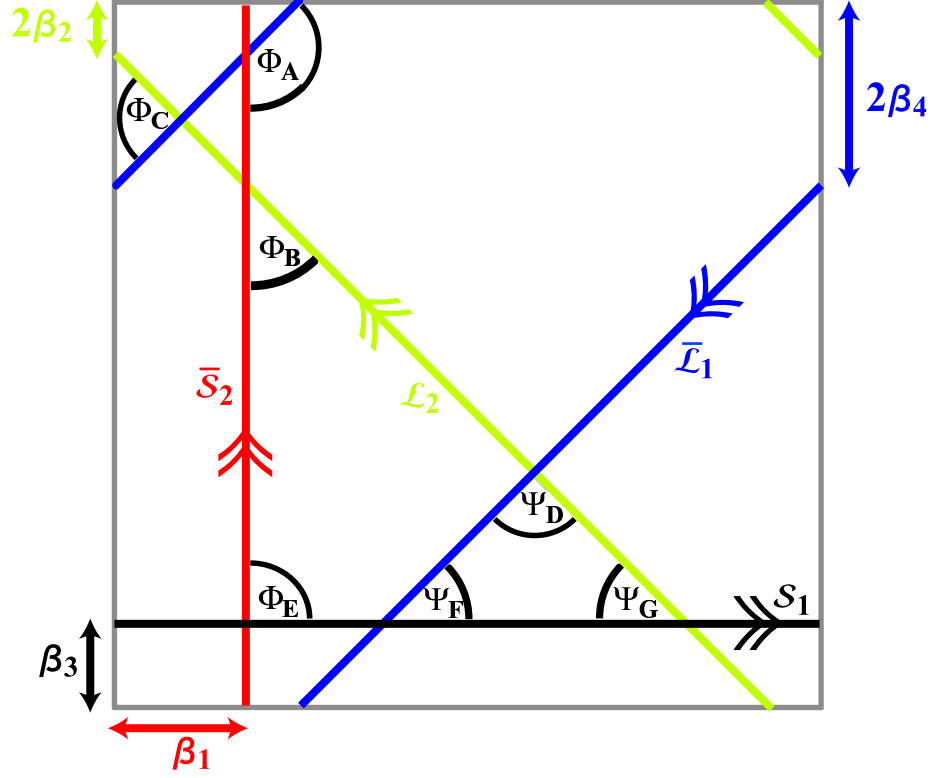


Figure 5: Covering space of the Quartic Torus.

two diagonal branes intersect each other twice in the fundamental domain, once in C and once in D . Consequently, for instantons bounded by two diagonal branes there are always two choices of three-point functions.

The drawn brane configuration bounds altogether six different shapes of triangular instantons which are the gray shaded areas in Fig. 6.

$$\begin{aligned}
\overline{BC} &= \sqrt{2}(n + \beta_1 + \beta_2 - \beta_4) \\
\overline{BD} &= \sqrt{2}(n + \beta_1 + \beta_2 - \beta_4 + 1/2) \\
A_{ABC} &= \frac{1}{2}|\overline{BC}|^2 = (n + \beta_1 + \beta_2 - \beta_4)^2 \\
A_{ABD} &= \frac{1}{2}|\overline{BD}|^2 = (n + \beta_1 + \beta_2 - \beta_4 + 1/2)^2, \\
\overline{EF} &= n - \beta_1 + \beta_3 + 2\beta_4 \\
A_{AEF} &= \frac{1}{2}|\overline{EF}|^2 = \frac{1}{2}(n - \beta_1 + \beta_3 + 2\beta_4)^2, \\
\overline{CG} &= \sqrt{2}(n + \beta_2 + \beta_3 + \beta_4) \\
\overline{DG} &= \sqrt{2}(n + \beta_2 + \beta_3 + \beta_4 + 1/2)
\end{aligned} \tag{6.3}$$

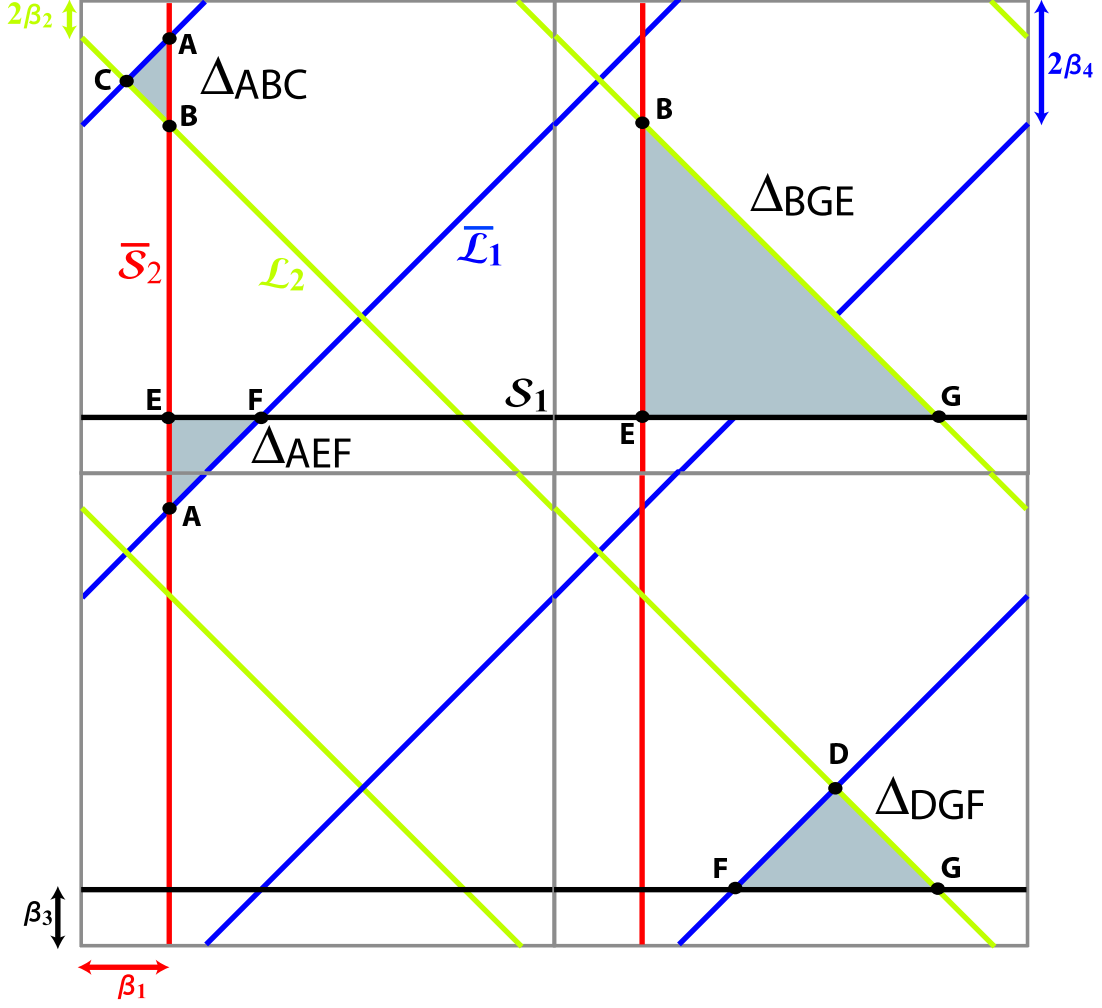


Figure 6: Three point functions on the torus.

$$\begin{aligned}
A_{GFD} &= \frac{1}{2} |\overline{DG}|^2 = (n + \beta_2 + \beta_3 + \beta_4)^2 \\
A_{GFC} &= \frac{1}{2} |\overline{DG}|^2 = (n + \beta_2 + \beta_3 + \beta_4 + 1/2)^2, \\
\overline{EG} &= n + \beta_1 + 2\beta_2 + \beta_3 \\
A_{BGE} &= \frac{1}{2} |\overline{EG}|^2 = \frac{1}{2} (n + \beta_1 + 2\beta_2 + \beta_3)^2.
\end{aligned} \tag{6.4}$$

Expanding the squared brackets, the correlator $\langle ABC \rangle$ becomes

$$\langle ABC \rangle \sim e^{2\pi i \tau (\beta_1 + \beta_2 - \beta_4)^2} \sum_{n=-\infty}^{\infty} e^{2\pi i \tau [n^2 + 2n(\beta_1 + \beta_2 - \beta_4)]} \tag{6.5}$$

$$= e^{2\pi i \tau (\beta_1 + \beta_2 - \beta_4)^2} \sum_{n=-\infty}^{\infty} q^{n^2} e^{2\pi i n (2(\beta_1 + \beta_2 - \beta_4)) \tau}. \quad (6.6)$$

Since we do not worry about the normalization here, we will suppress the β_i -dependent prefactor in the following. If we include Wilson lines, each summand must be multiplied with another factor depending on the lengths of the triangle sides,

$$e^{2\pi i n (2(u_1^\perp + u_2^\perp - u_4^\perp))}. \quad (6.7)$$

By defining $u_i = u_i^\parallel \tau + u_i^\perp$ where $u_i^\parallel = \beta_i$ we can rewrite the correlators in the form

$$\langle ABC \rangle = \sum_{n=-\infty}^{\infty} q^{n^2} e^{2\pi i n (2(u_1 + u_2 - u_4))} = \Theta_3(2(u_1 + u_2 - u_4), 2\tau), \quad (6.8)$$

$$\langle ABD \rangle = \sum_{n=-\infty}^{\infty} q^{(n+1/2)^2} e^{2\pi i (n+1/2)(2(u_1 + u_2 - u_4))} = \Theta_2(2(u_1 + u_2 - u_4), 2\tau), \quad (6.9)$$

$$\langle AEF \rangle = \sum_{n=-\infty}^{\infty} q^{\frac{1}{2}n^2} e^{2\pi i n (-u_1 + u_3 + 2u_4)} = \Theta_3((-u_1 + u_3 + 2u_4), \tau), \quad (6.10)$$

$$\langle GFD \rangle = \sum_{n=-\infty}^{\infty} q^{n^2} e^{2\pi i n (u_2 + u_3 + u_4)} = \Theta_3(2(u_2 + u_3 + u_4), 2\tau), \quad (6.11)$$

$$\langle GFC \rangle = \sum_{n=-\infty}^{\infty} q^{(n+1/2)^2} e^{2\pi i (n+1/2)(2(u_2 + u_3 + u_4))} = \Theta_2(2(u_2 + u_3 + u_4), 2\tau), \quad (6.12)$$

$$\langle BGE \rangle = \sum_{n=-\infty}^{\infty} q^{\frac{1}{2}n^2} e^{2\pi i n (u_1 + 2u_2 + u_3)} = \Theta_3((u_1 + 2u_2 + u_3), \tau). \quad (6.13)$$

The B side correlators Eqs. (4.27)-(4.30) correspond to the triangles $\langle ABC \rangle$, $\langle ABD \rangle$, $\langle GFC \rangle$ and $\langle GFD \rangle$. Indeed the results are the same up to a small discrepancy: Here we found Θ_2 and Θ_3 whereas on the B -side we found Θ_1 and Θ_4 correlators. The former are theta functions with characteristic $c_2 = 0$, the latter with $c_2 = 1/2$. They are interrelated by a shift of the argument

$$\Theta_2(u, \tau) = \Theta_1(u + 1/2, \tau), \quad (6.14)$$

$$\Theta_3(u, \tau) = \Theta_4(u + 1/2, \tau). \quad (6.15)$$

But this shift corresponds merely to a shift of origin on the covering space of the torus and our results for the A - and B -side are in complete agreement.

6.3. Higher Correlators

Correlators with more than three boundary insertions can be constructed in the same manner as the three point functions. We will however restrict ourselves to a configuration of three different branes. If all brane shifts β_i were zero, there is a degenerate intersection in the origin. Consequently, the smallest n -gons have zero area and can not be drawn on the

covering space. In order to avoid confusion we shifted the diagonal brane by $1/2$ but of course this shift could be absorbed in the same manner in a prefactor as was done above with the β_i . The configuration is displayed in Fig. 6.3. In the following we proceed to

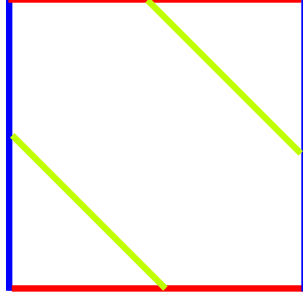


Figure 7: A configuration of three branes with wrapping numbers $\mathcal{S} \simeq (0, 1)$, $\mathcal{L} \simeq (1, -1)$, $\mathcal{S} \simeq (-1, 0)$.

determine the correlators for the shown configuration of two short and one long brane. The branes intersect only once on the covering space so the correlators carry no label of the intersection number.

The three point correlator takes the form,

$$\begin{aligned}
\Delta^{(i_3 i_1 i_2)}(\tau, u_i) &= \langle \Psi^{(i_3, i_1)} \Psi^{(i_1, i_2)} \Psi^{(i_2, i_3)} \rangle_{\text{disk}} \\
&= \Theta \left[\begin{matrix} 1/2 \\ 0 \end{matrix} \right] (\tau | u_1 + u_2 + u_3) \\
&= \sum_{n=-\infty}^{\infty} q^{\frac{1}{2}(\frac{1}{2}+n)^2} e^{2\pi i(\frac{1}{2}+n)(u_1+u_2+u_3)}.
\end{aligned} \tag{6.16}$$

For the parallelogram correlator we get,

$$\begin{aligned}
\mathcal{P}^{(i_4 i_1 i_2 i_3)}(\tau, u_i) &= \langle \Psi^{(i_4, i_1)} \Phi^{(i_1, i_2)} \Psi^{(i_2, i_3)} \Phi^{(i_3, i_4)} \rangle_{\text{disk}} \\
&= - \sum_{\substack{\text{indef.} \\ m, n \in \mathbb{Z}}} q^{nm} e^{2\pi i(n(u_1 - u_3) + m(u_2 - u_4))} \\
&= - \sum_{\substack{\text{indef.} \\ m, n \in \mathbb{Z} - \{0\}}} q^{nm} e^{2\pi i(n(u_1 - u_3) + m(u_2 - u_4))} \\
&\quad + \frac{1}{1 - e^{2\pi i(u_1 - u_3)}} + \frac{1}{1 - e^{2\pi i(u_2 - u_4)}} - 1
\end{aligned} \tag{6.17}$$

where the indefinite sum is defined by,

$$\sum_{m, n \in \mathbb{Z}}^{\text{indef.}} \equiv \sum_{m, n=0}^{\infty} - \sum_{m, n=-\infty}^{-1}. \tag{6.18}$$

The last equality in the definition of the parallelogram correlators made use of the geometric series to sum up the terms where either n or m are zero. The result is defined over a

larger domain so this step is effectively an analytic continuation of the expression. The same procedure can be used for the higher correlators below.

Note that the correlator carries an overall minus sign. That sign is missing in the the parallelogram correlator in [14]. Without the sign, the expression is not consistent with the \mathcal{A}_∞ relations. The sign swaps instantons and anti-instantons and is a priori irrelevant, but must be consistent with the choice of the other correlators.

The trapezoidal correlator was computed as,

$$\begin{aligned}\mathcal{T}^{(i_4 i_1 i_2 i_3)}(\tau, u_i) &= \langle \Psi^{(i_4, i_1)} \Psi^{(i_1, i_2)} \Phi^{(i_2, i_3)} \Phi^{(i_3, i_4)} \rangle_{\text{disk}} \\ &= \sum_{m, n \in \mathbb{Z}}^{\text{indef.}} q^{\frac{1}{2}(2n+m+1)m} e^{2\pi i(n+\frac{1}{2})(u_1-u_3)+m(u_1+u_2+u_4)},\end{aligned}\quad (6.19)$$

where the indefinite sum is the same as defined above.

The five-point correlation function can be thought of as a Parallelogram with one triangle subtracted and is given by,

$$\begin{aligned}\mathcal{P}^{(i_5 i_1 i_2 i_3 i_4)}(\tau, u_i) &= \langle \Psi^{(i_5, i_1)} \Phi^{(i_1, i_2)} \Phi^{(i_2, i_3)} \Phi^{(i_3, i_4)} \Phi^{(i_4, i_5)} \rangle_{\text{disk}} \\ &= \sum_{k, m, n \in \mathbb{Z}}^{\text{indef.}} q^{(m+k)(n+k)-\frac{1}{2}(\frac{1}{2}+k)^2} e^{2\pi i((n+k)(u_5-u_2)+(m+k)(u_1-u_4)+(k+\frac{1}{2})(u_3+u_2+u_4))}.\end{aligned}\quad (6.20)$$

Here, the indefinite sum with the three indices is defined by,

$$\sum_{k, m, n \in \mathbb{Z}}^{\text{indef.}} \equiv \sum_{k=0, m=1, n=1}^{\infty} - \sum_{k=-1, m=0, n=0}^{-\infty}.\quad (6.21)$$

The hexagons in the instanton sum can be thought of as a parallelogram with the two opposite acute-angled corners chopped off by subtracting two triangles. This correlator completes the list of nonzero correlators and takes the form,

$$\begin{aligned}\mathcal{H}^{(i_6 i_1 i_2 i_3 i_4 i_5)}(\tau, u_i) &= \langle \Phi^{(i_6, i_1)} \Phi^{(i_1, i_2)} \Phi^{(i_2, i_3)} \Phi^{(i_3, i_4)} \Phi^{(i_4, i_5)} \Phi^{(i_5, i_6)} \rangle_{\text{disk}} \\ &= \sum_{k, l, m, n \in \mathbb{Z}}^{\text{indef.}} q^{mn-\frac{1}{2}(\frac{1}{2}+k)^2-\frac{1}{2}(\frac{1}{2}+l)^2} e^{2\pi i(n(u_5-u_2)+m(u_1-u_4)+(k+\frac{1}{2})(u_3+u_2+u_4)+(l+\frac{1}{2})(-u_6-u_1-u_5))}.\end{aligned}$$

The sum runs as follows,

$$\sum_{k, m, n \in \mathbb{Z}}^{\text{indef.}} \equiv \sum_{n, m=0}^{\infty} \sum_{k, l=0}^{\text{Min}(n, m)-1} - \sum_{n, m=-1}^{-\infty} \sum_{k, l=\text{Min}(n, m)-1}^{-1}.\quad (6.22)$$

As we computed topological disk amplitudes, the correlators should satisfy the \mathcal{A}_∞ relations [37], which take the form

$$\sum_{k < l=1}^m (-1)^{\tilde{a}_1 + \dots + \tilde{a}_k} \mathcal{F}_{a_1 \dots a_k c a_{l+1} \dots a_m} \mathcal{F}_{c a_{k+1} \dots a_l} = 0 \quad m \geq 1.\quad (6.23)$$

By an explicit computation we checked that the constraints are indeed satisfied for all correlators.

6.4. Short- vs. Long-Diagonal Branes and the Connection to the Cubic

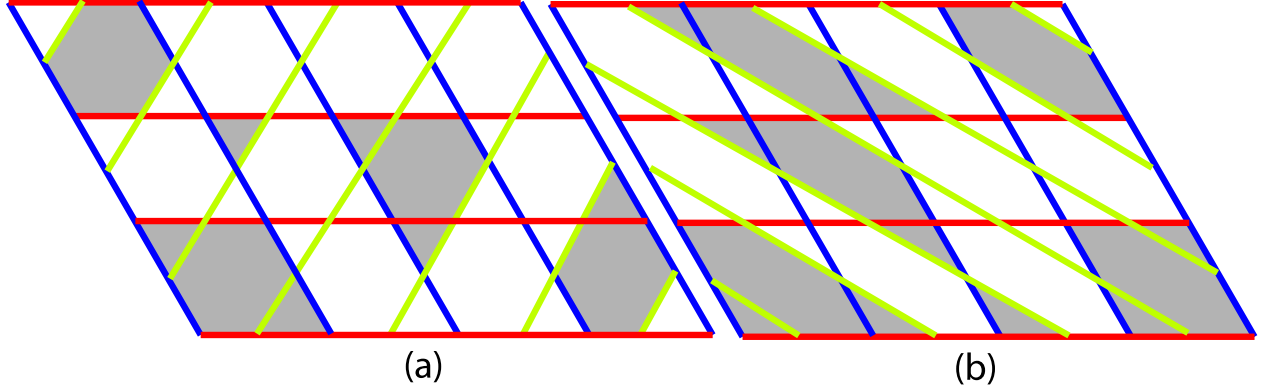


Figure 8: A configuration with three short diagonal branes on the cubic is shown in (a) and a configuration with two short-diagonal and one long-diagonal brane is shown in (b).

In [13,15,14], the Cubic Curve Landau–Ginzburg potential given by

$$W_{\mathbb{Z}_3} = x_1^3 + x_2^3 + x_3^3 - ax_1x_2x_3, \quad (6.24)$$

was discussed. The cubic curve describes a \mathbb{Z}_3 orbifold of T^2 , which differs from the quartic torus only in the value of the Kähler modulus. It must therefore be possible to identify the amplitudes of the cubic with those of the quartic torus. Indeed that can be done. The brane configuration corresponding to the one of the Quartic torus in Fig. 6.3 is shown in Fig. 6.4 for the cubic. These correlators have not been computed in [14] but computing the instanton areas and setting up Eq. (6.1) for this case gives exactly the results derived the previous section for all correlators. It is interesting to note that the cubic curve configuration is described by three short-diagonal branes, which can all be represented by the same 2×2 matrix factorization Eq. (1.7) of [15]. On the other hand, for the quartic curve, two branes are the short branes Eq. (2.3) and (2.4) whereas the third is the long brane Eq. (2.5) and (2.6). These branes not only look different in the matrix factorization framework, they are also of different type in the CFT where they correspond to the Recknagel-Schomerus [38,39,12] branes and the permutation branes [40,12,24]. But even within the cubic description we find a dual description with one long and two short branes, namely the branes with the wrapping numbers,

$$\mathcal{S}_1 \simeq (1, 0), \mathcal{S}_3 \simeq (0, 1), \mathcal{L}_1 \simeq (-1, -1), \quad (6.25)$$

shown in Fig. (6.4). The triangles, parallelograms, trapezoids as well as five-point and six-point shapes look different again, but they have nevertheless same areas as those computed for the quartic torus and they give the same correlators. Symmetry considerations lead to

the conclusion that the following brane configurations are equivalent as well:

$$\left\{ \begin{array}{c} (n_1, m_1) \\ (n_2, m_2) \\ (-n_1 - n_2, -m_1 - m_2) \end{array} \right\} \simeq \left\{ \begin{array}{c} (n_1, -m_1) \\ (n_2, m_2) \\ (-n_1 - n_2, m_1 - m_2) \end{array} \right\} \quad (6.26)$$

$$\left\{ \begin{array}{c} (n_1, m_1) \\ (n_2, m_2) \\ (-n_1 - n_2, -m_1 - m_2) \end{array} \right\} \simeq \left\{ \begin{array}{c} (-n_1, m_1) \\ (n_2, m_2) \\ (n_1 - n_2, -m_1 - m_2) \end{array} \right\}. \quad (6.27)$$

In addition, there is a symmetry $n_i \longleftrightarrow m_i$. This becomes clear when the configurations are visualized on the covering space which the branes of these configurations slice into parts of equal areas.

7. The Two-Variable Superpotential

7.1. Rank 1 Factorizations

Matrix factorizations can be performed on models with both GSO-projections. The LG superpotentials differ only by an additional variable, in our case x_3 , which enters the potential by a squared term, x_3^2 . The following paragraphs deal with the two-variable superpotential,

$$W_{LG} = x_1^4 + x_2^4 - 2\tilde{a}x_1^2x_2^2. \quad (7.1)$$

The basic factorizations of this potential turn out to be particularly simple since the potential can be rewritten as,

$$W_{LG} = x_1^4 + x_2^4 - 2\tilde{a}x_1^2x_2^2 = \prod_{n=1}^4 (x_1 - \eta_n x_2). \quad (7.2)$$

The four coefficients are,

$$\eta_n = \pm \sqrt{\tilde{a} \pm \sqrt{\tilde{a}^2 - 1}} \quad n \in D = \{1, 2, 3, 4\}. \quad (7.3)$$

We use the convention $\eta_1 \simeq (+, +)$, $\eta_2 \simeq (+, -)$, $\eta_3 \simeq (-, +)$, $\eta_4 \simeq (-, -)$. The variable transformation,

$$\tilde{a} \rightarrow \cosh(2a), \quad (7.4)$$

makes it possible to get rid of the square roots and brings η_n into the simple form,

$$\eta_n = \pm e^{\pm a}. \quad (7.5)$$

We can now construct the rank 1 factorizations,

$$Q_A^i = \begin{pmatrix} 0 & E^A \\ J^A & 0 \end{pmatrix} \quad E_A^i = \prod_{n \in D \setminus I_A} (x_1 - \eta_n x_2) \quad J_A^i = \prod_{n \in I_A} (x_1 - \eta_n x_2). \quad (7.6)$$

It remains to be checked that these branes satisfy the criterion of orbifold invariance. The R -matrix associated with the factorizations is defined by,

$$R_A = (2 - \deg(E_A^i)) \text{diag} \left(\frac{1}{4}, -\frac{1}{4} \right) = (|I_A| - 2) \text{diag} \left(\frac{1}{4}, -\frac{1}{4} \right), \quad (7.7)$$

with 'deg' denoting the polynomial degree and $|I_A|$ denoting the number of elements in the index set. Related to R_A are the orbifold matrices,

$$\gamma_A^i = \begin{pmatrix} 1 & 0 \\ 0 & -1 \end{pmatrix} e^{i\pi R_A} e^{-i\pi \varphi_A^i}, \quad (\gamma_A^i)^4 = 1, \quad (7.8)$$

which define the orbifold action under which every Q_A^i must be invariant,

$$\gamma_A^i Q_A^i(x_i e^{i\pi q_i}) (\gamma_A^i)^{-1} = Q_A^i(x_i). \quad (7.9)$$

A short computation shows that the listed factorizations are indeed stable for four inequivalent phases φ_i of the factorizations. These phases are,

$$\varphi_i = \begin{cases} -\frac{1}{4} + i\frac{1}{2} & \text{for } |I| \neq 2, \\ -\frac{1}{2} + i\frac{1}{2} & \text{for } |I| = 2. \end{cases} \quad (7.10)$$

The index i labels the four orbifold copies.

We observe that despite the modulus a , the problem is very similar to the undeformed theory, namely the tensor product of two identical A -series potentials, $A_2 \otimes A_2$, which has already been studied [11,12]. In many formulas the only difference is that the parameters η_n appear at the place of the higher roots of -1 in the undeformed case. This will enable us to take over many previous results with only slight modifications.

At this point we already note that the identification of some matrix factorizations with the corresponding CFT description is known for the tensor product models. In particular, the Recknagel-Schomerus [38,39,12] branes and the permutation branes [40,12,24] have been identified. The equivalence between permutation branes and the minimal model is,

$$\|L, M, S_1 = 0, S_2 = 0\rangle \Longleftrightarrow \prod_{m=-(M+L)/2}^{(M+L)/2} (x_1 - \eta_m x_2). \quad (7.11)$$

The identification is also known for the \mathbb{Z}_3 -orbifolded T^2 which has a Landau-Ginzburg realization in terms of the cubic curve. There, the 2×2 'short diagonal' factorizations of [13] correspond to the permutation branes and the 3×3 'long diagonal' branes are equivalent to the Recknagel-Schomerus branes. So taking the detour over CFT, we can identify the torus factorizations in the cubic description with the ones in the quartic description. When we draw the quiver diagram and perform mirror symmetry, the A -side description will clarify the identification in an intuitive way.

7.2. The Spectrum

In order to avoid overloading the notation, from now on the orbifold label i will be suppressed. The boundary preserving spectrum consists of no fermions, whereas a basis of the bosons is given by the entire chiral ring $\mathbb{C}[x_1, x_2]/\mathcal{J}$, where \mathcal{J} is the ideal associated with E^A and J^A . More generally, for two different branes,

$$E^A = \prod_{n \in D \setminus I_A} (x_1 - \eta_n x_2) \quad J^A = \prod_{n \in I_A} (x_1 - \eta_n x_2), \quad (7.12)$$

$$E^B = \prod_{n \in D \setminus I_B} (x_1 - \eta_n x_2) \quad J^B = \prod_{n \in I_B} (x_1 - \eta_n x_2), \quad (7.13)$$

we find that the fermions $\Psi^{AB} \equiv \begin{pmatrix} 0 & \psi_0^{AB} \\ \psi_1^{AB} & 0 \end{pmatrix}$ which satisfy,

$$\mathcal{D}(\Psi^{AB}) \equiv Q^B \Psi^{AB} + \Psi^{AB} Q^A = 0, \quad (7.14)$$

take the form,

$$\begin{aligned} \psi_0^{AB} &= -b^{AB}(x_1, x_2) \prod_{n \in D \setminus I_A \cup I_B} (x_1 - \eta_n x_2), \\ \psi_1^{AB} &= b^{AB}(x_1, x_2) \prod_{n \in I_A \cap I_B} (x_1 - \eta_n x_2). \end{aligned} \quad (7.15)$$

The polynomials $b^{AB}(x_1, x_2)$ can take any value as long as Ψ^{AB} does not become an exact state. We will chose a basis for $b^{AB}(x_1, x_2)$ in the form,

$$b^{AB}(x_1, x_2) = \prod_{n \in I^b} (x_1 - \eta_n x_2), \quad (7.16)$$

where I^b is an appropriate index set. The coefficients $c^{AB}(x_1, x_2)$ of the bosonic case can be dealt with analogously.

Altogether we count $|I_A \setminus \{I_A \cap I_B\}| \cdot |I_B \setminus \{I_A \cap I_B\}|$ fermions (see [12]).

The bosons $\Phi^{AB} = \begin{pmatrix} \phi_0^{AB} & 0 \\ 0 & \phi_1^{AB} \end{pmatrix}$ are given by,

$$\begin{aligned} \phi_0^{AB} &= c^{AB}(x_1, x_2) \prod_{n \in I_A \setminus I_A \cap I_B} (x_1 - \eta_n x_2), \\ \phi_1^{AB} &= c^{AB}(x_1, x_2) \prod_{n \in I_B \setminus I_A \cap I_B} (x_1 - \eta_n x_2). \end{aligned} \quad (7.17)$$

Their number is $|I_A \cap I_B| \cdot |D \setminus \{I_A \cup I_B\}|$.

The R -charge argument explained at the beginning of this work gives the allowed charges for morphism between brane Q and Q' ,

$$\begin{aligned} ch(\phi) &= \frac{1}{4}||I'| - |I|| \quad (+\frac{1}{2}) \quad \text{with} \quad 0 < ch(\phi) < 1, \\ ch(\psi) &= \frac{1}{4}||I'| + |I|| \quad \quad \quad \text{with} \quad 0 < ch(\psi) < 1. \end{aligned} \quad (7.18)$$

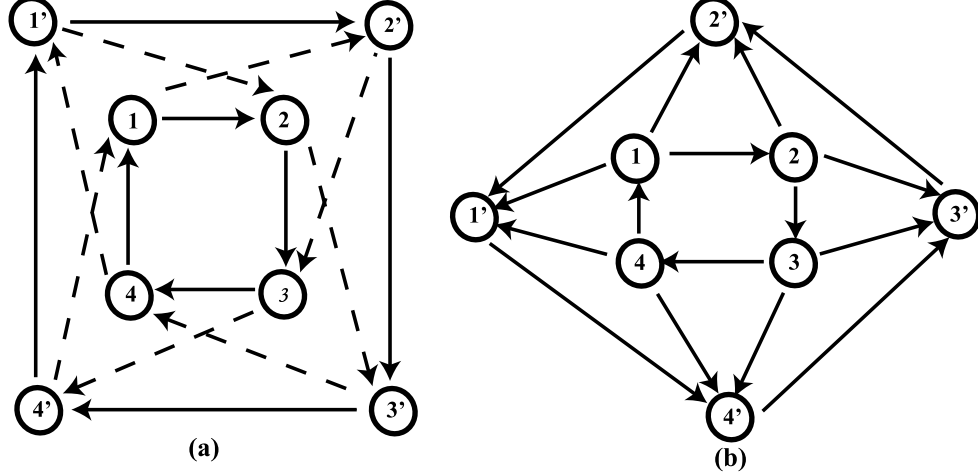


Figure 9: The quiver diagrams for the two-variable quartic curve. Bosons are represented by solid lines, fermions by dashed lines.

With these results it is possible to derive the quiver diagram. Two different types of quivers exist; they are shown in Fig 7.2. Quiver (a) represents two branes of the type $|I| = |I'| = 1$ where $I \neq I'$. When a brane with $|I| \neq 2$ and one with $|I'| = 2$ is present, the quiver is the one in diagram (b). Depending on the index sets chosen, some brane labels in the quiver can change and some bosons must be replaced by fermions. Strings stretching between the primed and unprimed branes have charges $1/4$ or $3/4$, the others carry charge $1/2$.

7.3. The Three-Point Correlators for the Two-Variable Potential

On the B side, the topological three point disk correlators of an n -variable theory can be computed directly from the generalized residue [26,27],

$$\langle \Phi_a^{AB} \Phi_b^{BC} \Phi_c^{CA} \rangle = \frac{1}{(2\pi i)^n} \oint d^n x \frac{\text{STr}((\partial Q^A)^{\wedge n} \Phi_a^{AB} \Phi_b^{BC} \Phi_c^{CA})}{\partial_1 W \dots \partial_n W}. \quad (7.19)$$

The selection rule for the 'suspended degree' tells us that the total suspended \mathbb{Z}_2 degree in the two-variable case is even, i.e. we must have either two fermionic insertions or none at all for the correlator to be non-vanishing. Another helpful selection rule is the restriction of the total R -charge of the boundary insertions to be equal to the background charge,

$$\sum_i ch(\Phi_i) = 1, \quad (7.20)$$

which is $\hat{c} = 1$ in the case of the torus. Taking a look at the morphism charges Eq. (7.18), we see that the only way to satisfy Eq. (7.20) is by inserting a single operator with charge $\frac{1}{2}$ and two with charge $\frac{1}{4}$. Since the minimum charge of a fermion is $\frac{1}{2}$, whereas the selection rule for the suspended degree does not allow just a single fermionic insertion, we conclude that all three point functions with fermionic insertions vanish and only bosonic insertions have to

be considered. But this is inconsistent with the orbifold condition Eq. (3.5). A composition of morphisms mapping $A \rightarrow B \rightarrow C \rightarrow A$ gives us three versions of Eq. (3.5) to be satisfied,

$$ch(\Phi_{AB}) = \varphi_B - \varphi_A + |\Phi_{AB}| \bmod 2, \quad (7.21)$$

$$ch(\Phi_{BC}) = \varphi_C - \varphi_B + |\Phi_{BC}| \bmod 2, \quad (7.22)$$

$$ch(\Phi_{CA}) = \varphi_A - \varphi_C + |\Phi_{CA}| \bmod 2. \quad (7.23)$$

Adding them and comparing with Eq. (7.20) we find,

$$|\Phi_{AB}| + |\Phi_{BC}| + |\Phi_{CA}| = 1 \bmod 2. \quad (7.24)$$

That is, either one or all three morphism must be of odd degree, inconsistent with the requirement that all be fermionic. We conclude that no three point functions can be defined for the two variable torus. We can however compute them for the orbifolded torus, for which the orbifold equation does not have to be imposed. That can be done as follows.

All bosonic matrices commute with each other since they are represented by diagonal matrices, therefore the ordinary cyclic symmetry of the correlators is elevated to an invariance under general permutations.

Using Eq. (7.17) one gets,

$$\phi^{AB} \phi^{BC} \phi^{CA} = \prod_{i \in I_{ABC}} (x_1 - \eta_i x_2) \mathbb{1}_{2 \times 2}, \quad (7.25)$$

$$I_{ABC} \equiv (I_A \cup I_B \cup I_C) \setminus (I_A \cap I_B \cap I_C). \quad (7.26)$$

From Eq. (7.20) we also know that for nonzero correlators $|I_{ABC}| = 2$ must hold. For convenience, we introduce the notation,

$$\langle I_A, I_{ABC} \rangle \equiv \langle \phi^{AB} \phi^{BC} \phi^{CA} \rangle, \quad (7.27)$$

for the correlators. We are now ready to compute the actual values from Eq. (7.19). For $|I_A| = 1$, we find,

$$\begin{aligned} \langle 2; 1, 2 \rangle &= -\langle 3; 1, 2 \rangle = \langle 4; 2, 3 \rangle = -\langle 3; 2, 3 \rangle = \frac{1}{\eta_1 + \eta_4}, \\ \langle 1; 3, 4 \rangle &= -\langle 4; 3, 4 \rangle = \langle 1; 4, 1 \rangle = -\langle 2; 4, 1 \rangle = \frac{1}{\eta_1 + \eta_4}, \\ \langle 1; 1, 3 \rangle &= -\langle 3; 1, 3 \rangle = \frac{1}{2\eta_4}, \\ \langle 2; 2, 4 \rangle &= -\langle 4; 2, 4 \rangle = \frac{1}{2\eta_1}, \end{aligned} \quad (7.28)$$

and for $|I_A| = 2$ the result is,

$$\begin{aligned}
\langle 1, 2; 1, 2 \rangle &= -\langle 3, 4; 1, 2 \rangle = \langle 1, 2; 3, 4 \rangle = -\langle 3, 4; 3, 4 \rangle = \frac{1}{\eta_1 + \eta_4}, \\
\langle 1, 2; 1, 3 \rangle &= -\langle 3, 4; 1, 3 \rangle = \langle 4, 1; 1, 3 \rangle = -\langle 2, 3; 1, 3 \rangle = \frac{1}{2\eta_4}, \\
\langle 2, 3; 2, 3 \rangle &= -\langle 4, 1; 2, 3 \rangle = \langle 2, 3; 1, 4 \rangle = -\langle 4, 1; 1, 4 \rangle = \frac{1}{\eta_1 + \eta_2}, \\
\langle 1, 2; 2, 4 \rangle &= -\langle 4, 1; 2, 4 \rangle = \langle 2, 3; 2, 4 \rangle = -\langle 3, 4; 2, 4 \rangle = \frac{1}{2\eta_1}.
\end{aligned} \tag{7.29}$$

We observe that $\langle D \setminus I_A; I_{ABC} \rangle = -\langle I_A; I_{ABC} \rangle$, so the case $|I_A| = 3$ does not have to be treated separately. All correlators not listed vanish. Since all three-point functions are of the same structure $1/(\eta_i + \eta_j)$, the mapping is purely combinatorial.

7.4. Higher Rank Factorizations

Constructing 2×2 factorizations is straightforward, but the question is, whether they describe new branes or how they can be obtained by tachyon condensation from rank 1 factorizations. In [12], a clever transformation was found which relates rank 1 factorizations of the type $x_1^d + x_2^d$ through tachyon condensation to tensor product factorization. It will be shown here at the example of the quartic torus that the transformation can be generalized to apply to deformed potentials as well. We consider the following two branes,

$$J_P = (x_1 - \eta_n x_2) \quad E_P = \prod_{m \neq n} (x_1 - \eta_m x_2), \tag{7.30}$$

$$J_O = \prod_{m \neq n} (x_1 - \eta_m x_2) \quad E_O = (x_1 - \eta_n x_2), \tag{7.31}$$

with $I_P \cap I_O = \emptyset$. We define a BRST operator as follows:

$$Q = \begin{pmatrix} 0 & 0 & J_P & 0 \\ 0 & 0 & \lambda & J_O \\ E_P & 0 & 0 & 0 \\ -\lambda & E_O & 0 & 0 \end{pmatrix} \quad \text{where } \lambda = x_1 + \eta_n x_2. \tag{7.32}$$

It corresponds to a new factorization obtained by tachyon condensation from the two lower dimensional ones. (This new Q is the so-called 'mapping cone' of the 'cone construction'.) It was shown that for the undeformed potential $a \rightarrow 0$, where η_i are fourth roots of -1 , the above operator is isomorphic to,

$$\tilde{Q} = \begin{pmatrix} 0 & \tilde{E} \\ \tilde{J} & 0 \end{pmatrix}, \quad \tilde{E} = \begin{pmatrix} x_2 & x_1^3 - 2ax_1x_2^2 \\ x_1 & -x_2^3 \end{pmatrix}, \quad \tilde{J} = \begin{pmatrix} x_2^3 & x_1^3 - 2ax_1x_2^2 \\ x_1 & -x_2 \end{pmatrix}. \tag{7.33}$$

The term with a , which vanishes in this limit, is kept here for later convenience. The appropriate similarity transformation $\tilde{Q} = U^{-1}QU$ is given by,

$$U = \begin{pmatrix} -\eta_n & 1 & 0 & 0 \\ \eta_n & 1 & 0 & 0 \\ 0 & 0 & 1 & -v \\ 0 & 0 & 0 & 2\eta_n \end{pmatrix}, \quad v = \frac{x_2^3 + \eta_n x_1^3}{x_1 - \eta_n x_2} \text{ for } a = 0. \quad (7.34)$$

In order to include the deformations, it suffices to modify v to,

$$v = \frac{x_2^3 + \eta_n x_1^3 - 2a\eta_n x_1 x_2^2}{x_1 - \eta_n x_2}. \quad (7.35)$$

Now the limit $a \rightarrow 0$ can be relaxed. It is important to note that the denominator in v divides the nominator without rest, this ensures that U is indeed an invertible matrix with polynomial entries. Note also that the argument is not restrained to the torus potential. By adjusting the exponential powers in the nominator of v , the argument holds for other two variable LG -potentials with an appropriate deformation term as well, provided that both fields have the same charge.

A short calculation shows that the obtained brane satisfies the orbifold condition, and that again four copies of the branes with different phases of the factorization exist.

8. Conclusions

In this paper we studied matrix factorizations and mirror symmetry on the \mathbb{Z}_4 -Landau-Ginzburg orbifold of T^2 . On the B-model side we identified the basic set of matrix factorizations of the Landau-Ginzburg superpotential. These factorizations correspond to long and short branes in the A-model picture. We computed the complete spectrum and calculated three-point functions. We could express the natural B-model variables α_i in terms of the geometric variables of the A-model by expressing them in terms of theta functions. This amounts to computing the mirror map. We could then check that our results are in agreement with the instanton sums in the A-model side, thus verifying homological mirror symmetry.

We also discussed the two-variable superpotential $x_1^4 + x_2^4 - 2\tilde{a}x_1^2x_2^2$. For fixed boundary modulus, we were able to extend the construction of permutation branes to include the complex structure modulus of the torus.

As usual, there remain some open questions which give directions for future research. In this paper we gave some examples of A-model correlators with more than three insertions. For general Calabi-Yaus, it will be very hard to compute the instanton sums directly. For the simple case of the torus this is possible since the instantons are just the areas enclosed by the cycles winding around torus. For more complicated Calabi-Yaus one computes the quantum corrected amplitudes on the A-model side by calculating the classical amplitudes in the B-model and relates them via mirror symmetry. However, so far, it is not known how to calculate n -point functions on the B-model side. This may be achieved by CFT methods as presented in [37] or by deformation theory methods introduced in [41]. In either case, we

expect that the presence of moduli will complicate the task significantly.

A further, related issue concerns the normalization of the states on the B-model side. In this paper, we were rather careless about this problem. Our examples were so simple that we could, using the A-model result as a guideline, extract the correct values of the three-point functions without knowing how to correctly normalize the states.

Another interesting question is the extension of these methods to T^6 orbifolds. Toroidal compactifications are of great phenomenological interest. It is therefore suggestive to use the advantages of the matrix factorization description of D-branes to approach toroidal compactifications. Explicit results for the T^2 orbifolds may provide a first step in this direction.

Acknowledgments: We want to thank Wolfgang Lerche for suggesting the topic of this paper. We are very grateful for his support and many interesting discussions. We also thank Hans Jockers for help and discussions. JK wants to thank Emanuel Scheidegger for sharing his knowledge on modular forms.

A. Cohomology

We now state the explicit results for the boundary changing operators of the quartic torus. Fermions and bosons will be denoted by:

$$\psi_{\mathcal{AB}}(i, j) = \begin{pmatrix} 0 & \psi_{\mathcal{AB}}^{(0)}(i, j) \\ \psi_{\mathcal{AB}}^{(1)}(i, j) & 0 \end{pmatrix} \quad \text{and} \quad \phi_{\mathcal{AB}}(i, j) = \begin{pmatrix} \phi_{\mathcal{AB}}^{(0)}(i, j) & 0 \\ 0 & \psi_{\mathcal{AB}}^{(1)}(i, j) \end{pmatrix}, \quad (\text{A.1})$$

respectively, where \mathcal{A}, \mathcal{B} denote the branes and i, j denote the indices of the boundary moduli. We will use bars and tildes to make a distinction if there is more than one boundary state going from \mathcal{A} to \mathcal{B} . Note that all states are defined only up to a normalization by a moduli-dependent factor.

A.1. Long Branes

From Fig. 1 one can read off that there are two fermions and two bosons stretching between two of the long branes. All of them have R-charge $1/2$. The first fermion has the following structure:

$$\psi_{\mathcal{L}_1 \mathcal{L}_2}^{(0)}(1, 2) = \begin{pmatrix} a(1, 2) & b(1, 2) \\ c(1, 2) & d(1, 2) \end{pmatrix} \quad \psi_{\mathcal{L}_1 \mathcal{L}_2}^{(1)}(1, 2) = \begin{pmatrix} d(2, 1) & -b(2, 1) \\ -c(2, 1) & a(2, 1) \end{pmatrix}, \quad (\text{A.2})$$

where

$$\begin{aligned} a(1, 2) &= \left(\frac{\alpha_2^2}{\alpha_1^1} + \frac{\alpha_2^1 \alpha_3^2}{\alpha_1^2 \alpha_3^1} \right) x_2 & b(1, 2) &= \left(-\frac{(\alpha_1^1)^2 \alpha_1^2}{\alpha_2^1 \alpha_3^1 \alpha_3^2} + \frac{\alpha_2^1 (\alpha_2^2)^2}{\alpha_1^2 \alpha_3^1 \alpha_3^2} \right) x_1 \\ c(1, 2) &= \left(\frac{\alpha_1^1 (\alpha_1^2)^2}{\alpha_2^2} - \frac{(\alpha_2^1)^2 \alpha_2^2}{\alpha_1^1} \right) x_1 & d(1, 2) &= \left(\frac{-\alpha_1^1}{\alpha_2^2} - \frac{\alpha_1^2 \alpha_3^1}{\alpha_2^1 \alpha_3^2} \right) x_2 \end{aligned} \quad (\text{A.3})$$

The second fermion has the same structure with x_1 and x_2 exchanged:

$$\bar{\psi}_{\mathcal{L}_1 \mathcal{L}_2}^{(0)}(1, 2) = \begin{pmatrix} \bar{a}(1, 2) & \bar{b}(1, 2) \\ \bar{c}(1, 2) & \bar{d}(1, 2) \end{pmatrix} \quad \bar{\psi}_{\mathcal{L}_1 \mathcal{L}_2}^{(1)}(1, 2) = \begin{pmatrix} \bar{d}(2, 1) & -\bar{b}(2, 1) \\ -\bar{c}(2, 1) & \bar{a}(2, 1) \end{pmatrix}, \quad (\text{A.4})$$

where

$$\begin{aligned}\bar{a}(1,2) &= \left(\frac{1}{\alpha_1^1 \alpha_2^1} + \frac{\alpha_3^2}{\alpha_1^2 \alpha_2^2 \alpha_3^1} \right) x_1 & \bar{b}(1,2) &= \left(-\frac{\alpha_1^2}{\alpha_2^2 \alpha_3^1 \alpha_3^2} + \frac{(\alpha_1^1)^2 \alpha_2^2}{(\alpha_1^1)^2 \alpha_1^2 \alpha_3^1 \alpha_3^2} \right) x_2 \\ \bar{c}(1,2) &= \left(\frac{\alpha_1^1}{\alpha_2^1} - \frac{\alpha_2^1 (\alpha_2^2)^2}{\alpha_1^1 (\alpha_1^2)^2} \right) x_2 & \bar{d}(1,2) &= \left(-\frac{\alpha_2^1}{\alpha_1^1 (\alpha_1^2)^2} - \frac{\alpha_2^2 \alpha_3^1}{(\alpha_1^1)^2 \alpha_1^2 \alpha_3^2} \right) x_1\end{aligned}\quad (\text{A.5})$$

The first boson looks as follows:

$$\phi_{\mathcal{L}_1 \mathcal{L}_2}^{(0)}(1,2) = \begin{pmatrix} a(1,2) & b(1,2) \\ c(1,2) & d(1,2) \end{pmatrix} \quad \phi_{\mathcal{L}_1 \mathcal{L}_2}^{(1)}(1,2) = \begin{pmatrix} \frac{\alpha_3^2}{\alpha_3^1} d(1,2) & \frac{1}{\alpha_3^1 \alpha_3^2} c(1,2) \\ \alpha_3^1 \alpha_3^2 b(1,2) & \frac{\alpha_3^1}{\alpha_3^2} a(1,2) \end{pmatrix}, \quad (\text{A.6})$$

where

$$\begin{aligned}a(1,2) &= \left(\alpha_1^1 + \frac{(\alpha_1^1)^2 \alpha_2^1 \alpha_3^2}{\alpha_1^2 \alpha_2^2 \alpha_3^1} \right) x_2 & b(1,2) &= \left(-\frac{(\alpha_1^1)^2 \alpha_2^1 \alpha_3^2}{\alpha_2^2 \alpha_3^1 \alpha_3^2} + \frac{(\alpha_1^1)^4 \alpha_2^2}{\alpha_1^2 \alpha_2^1 \alpha_3^1 \alpha_3^2} \right) x_1 \\ c(1,2) &= \left(-\alpha_1^1 (\alpha_2^1)^2 + \frac{(\alpha_1^1)^3 (\alpha_2^2)^2}{(\alpha_1^2)^2} \right) x_1 & d(1,2) &= \left(\frac{(\alpha_1^1)^3}{(\alpha_1^2)^2} + \frac{(\alpha_1^1)^2 \alpha_2^2 \alpha_3^1}{\alpha_1^2 \alpha_2^1 \alpha_3^2} \right) x_2\end{aligned}\quad (\text{A.7})$$

For the second boson we find:

$$\bar{\phi}_{\mathcal{L}_1 \mathcal{L}_2}^{(0)}(1,2) = \begin{pmatrix} \bar{a}(1,2) & \bar{b}(1,2) \\ \bar{c}(1,2) & \bar{d}(1,2) \end{pmatrix} \quad \bar{\phi}_{\mathcal{L}_1 \mathcal{L}_2}^{(1)}(1,2) = \begin{pmatrix} \frac{\alpha_3^1}{\alpha_3^2} d(1,2) & \frac{1}{\alpha_3^1 \alpha_3^2} c(1,2) \\ \alpha_3^1 \alpha_3^2 b(1,2) & \frac{\alpha_3^1}{\alpha_3^2} a(1,2) \end{pmatrix}, \quad (\text{A.8})$$

where

$$\begin{aligned}\bar{a}(1,2) &= \left(\frac{\alpha_1^1}{\alpha_2^1} + \frac{\alpha_2^2 \alpha_3^1}{\alpha_2^1 \alpha_3^2} \right) x_1 & \bar{b}(1,2) &= \left(-\frac{\alpha_1^2 (\alpha_2^1)^2}{\alpha_1^1 (\alpha_3^2)^2} + \frac{\alpha_1^1 (\alpha_2^2)^2}{\alpha_1^2 (\alpha_3^2)^2} \right) x_2 \\ \bar{c}(1,2) &= \left(-\frac{(\alpha_1^2)^2 \alpha_2^1 \alpha_3^1}{\alpha_2^2 \alpha_3^2} + \frac{(\alpha_1^1)^2 \alpha_2^2 \alpha_3^1}{\alpha_2^2 \alpha_3^2} \right) x_2 & \bar{d}(1,2) &= \left(\frac{\alpha_1^2 (\alpha_3^1)^2}{\alpha_1^1 (\alpha_3^2)^2} + \frac{\alpha_2^1 \alpha_3^1}{\alpha_2^2 \alpha_3^2} \right) x_1\end{aligned}\quad (\text{A.9})$$

A.2. Short Branes

There is one charge 1/2 fermion and one charge 1/2 boson. The fermion is given by:

$$\psi_{\mathcal{S}_1 \mathcal{S}_2}^{(0)} = \begin{pmatrix} a(1,2) & b(1,2) \\ c(1,2) & d(1,2) \end{pmatrix} \quad \psi_{\mathcal{S}_1 \mathcal{S}_2}^{(1)} = \begin{pmatrix} -\frac{\alpha_3^2}{\alpha_3^1} d(1,2) & \alpha_3^1 \alpha_3^2 c(1,2) \\ \frac{1}{\alpha_3^1 \alpha_3^2} b(1,2) & -\frac{\alpha_3^2}{\alpha_3^1} a(1,2) \end{pmatrix}, \quad (\text{A.10})$$

where

$$\begin{aligned}a(1,2) &= \frac{\alpha_1^2 \alpha_2^1 \alpha_3^2}{\alpha_1^1} + \frac{(\alpha_2^1)^2 \alpha_3^2}{\alpha_3^1} \\ b(1,2) &= \left(\frac{\alpha_1^1 \alpha_2^2 \alpha_3^1}{\alpha_3^1} + \frac{(\alpha_1^1)^2 (\alpha_2^1)^2 \alpha_3^2}{\alpha_2^2 \alpha_3^1} \right) x_2 + \left(\frac{(\alpha_2^1)^3 \alpha_2^2 \alpha_3^2}{\alpha_1^1 \alpha_3^1} + \frac{(\alpha_2^1)^2 (\alpha_2^2)^2 \alpha_3^2}{\alpha_1^2 \alpha_3^1} \right) x_1 \\ c(1,2) &= \left(\frac{(\alpha_1^2)^2 \alpha_2^1}{(\alpha_3^1)^2} + \frac{\alpha_1^1 \alpha_2^2 \alpha_3^2}{(\alpha_3^1)^2} \right) x_2 + \left(\frac{\alpha_1^2 (\alpha_2^1)^3 \alpha_2^2}{(\alpha_1^1)^2 (\alpha_3^1)^2} + \frac{(\alpha_2^1)^2 (\alpha_2^2)^2}{\alpha_1^1 (\alpha_3^1)^2} \right) x_1 \\ d(1,2) &= \left(\frac{\alpha_2^2 \alpha_3^2}{(\alpha_1^1)^2 \alpha_3^1} + \frac{(\alpha_2^1)^2 (\alpha_3^2)^2}{\alpha_1^1 \alpha_2^1 (\alpha_3^1)^2} \right) x_1^2 + \left(\frac{\alpha_1^2 \alpha_3^2}{\alpha_1^1 \alpha_3^1} + \frac{\alpha_2^1 (\alpha_3^2)^2}{\alpha_2^2 (\alpha_3^1)^2} \right) x_2^2\end{aligned}\quad (\text{A.11})$$

The boson looks as follows:

$$\phi_{S_1 S_2}^{(0)} = \begin{pmatrix} a(1, 2) & b(1, 2) \\ c(1, 2) & d(1, 2) \end{pmatrix} \quad \phi_{S_1 S_2}^{(1)} = \begin{pmatrix} \frac{\alpha_3^1}{\alpha_3^2} d(1, 2) & -\alpha_3^1 \alpha_3^2 c(1, 2) \\ -\frac{1}{\alpha_3^1 \alpha_3^2} b(1, 2) & \frac{\alpha_3^2}{\alpha_3^1} a(1, 2) \end{pmatrix}, \quad (\text{A.12})$$

where

$$\begin{aligned} a(1, 2) &= \left(\alpha_3^1 + \frac{\alpha_1^2 \alpha_2^1 \alpha_3^1}{\alpha_1^1 \alpha_2^2} \right) x_2 + \left(\frac{(\alpha_2^1)^2 \alpha_2^2 \alpha_3^1}{(\alpha_1^1)^2 \alpha_1^2} + \frac{\alpha_2^1 (\alpha_2^2)^2 \alpha_3^1}{\alpha_1^1 (\alpha_1^2)^2} \right) x_1 \\ b(1, 2) &= \frac{\alpha_2^2 (\alpha_3^1)^2 \alpha_3^2}{(\alpha_1^1)^2} - \frac{\alpha_2^1 \alpha_3^1 (\alpha_3^2)^2}{\alpha_1^1 \alpha_1^2} \\ c(1, 2) &= \left(\frac{\alpha_2^2 \alpha_3^1}{(\alpha_1^1)^3 \alpha_1^2} - \frac{\alpha_2^1 \alpha_3^2}{(\alpha_1^1)^2 (\alpha_1^2)^2} \right) x_1^2 + \left(\frac{\alpha_3^1}{(\alpha_1^1)^2 \alpha_2^1} - \frac{\alpha_3^2}{\alpha_1^1 \alpha_1^2 \alpha_2^2} \right) x_2^2 \\ d(1, 2) &= \left(\frac{\alpha_1^2 \alpha_3^2}{\alpha_1^1} + \frac{\alpha_2^2 \alpha_3^2}{\alpha_2^1} \right) x_2 + \left(\frac{(\alpha_2^1)^2 \alpha_2^2 \alpha_3^2}{(\alpha_1^1)^3} + \frac{\alpha_2^1 (\alpha_2^2)^2 \alpha_3^2}{(\alpha_1^1)^2 \alpha_1^2} \right) x_1 \end{aligned} \quad (\text{A.13})$$

A.3. Short to Long

There is one fermion with charge 1/4 and one with charge 3/4 and, symmetrically, bosons with charges 1/4 and 3/4. We will denote the 3/4-states with tildes. The charge 1/4 fermion reads:

$$\psi_{S_1 L_2}^{(0)} = \begin{pmatrix} a(1, 2) & b(1, 2) \\ c(1, 2) & d(1, 2) \end{pmatrix} \quad \psi_{S_1 L_2}^{(1)} = \begin{pmatrix} -\alpha_3^1 \alpha_3^2 d(1, 2) & -\frac{\alpha_3^1}{\alpha_3^2} c(1, 2) \\ \frac{\alpha_3^2}{\alpha_3^1} b(1, 2) & \frac{1}{\alpha_3^1 \alpha_3^2} a(1, 2) \end{pmatrix}, \quad (\text{A.14})$$

where

$$\begin{aligned} a(1, 2) &= \frac{\alpha_1^1 \alpha_3^1}{(\alpha_2^1)^2} - \frac{(\alpha_1^1)^2 \alpha_3^2}{\alpha_1^2 \alpha_2^1 \alpha_2^2} \\ b(1, 2) &= -\frac{(\alpha_1^1)^3 \alpha_1^2}{(\alpha_2^1)^2 \alpha_2^2 \alpha_3^2} + \frac{\alpha_1^1 \alpha_2^2}{\alpha_1^2 \alpha_3^2} \\ c(1, 2) &= \left(\frac{1}{\alpha_3^1} - \frac{(\alpha_1^1)^2 (\alpha_2^2)^2}{(\alpha_2^1)^2 (\alpha_2^2)^2 \alpha_3^1} \right) x_1 + \left(\frac{(\alpha_1^1)^3}{(\alpha_2^1)^3 \alpha_3^1} - \frac{\alpha_1^1 (\alpha_2^2)^2}{(\alpha_2^1)^2 \alpha_2^2 \alpha_3^1} \right) x_2 \\ d(1, 2) &= \left(\frac{(\alpha_1^1)^2}{(\alpha_2^1)^2 (\alpha_2^2)^2 \alpha_3^1} - \frac{\alpha_1^1 \alpha_1^2}{(\alpha_2^1)^3 \alpha_2^2 \alpha_3^2} \right) x_2 + \left(-\frac{\alpha_1^1}{(\alpha_2^1)^2 \alpha_2^2 \alpha_3^1} + \frac{\alpha_2^2}{\alpha_1^2 (\alpha_2^1)^2 \alpha_3^2} \right) x_1 \end{aligned} \quad (\text{A.15})$$

When computing the charge 3/4 states one has to be careful with exact states. We can use those to “gauge away” one of the variables. We choose the convention that the charge 3/4 states contain terms linear and quadratic in x_1 but not linear and quadratic in x_2 . One mixed term $x_1 x_2$ will always remain. In this gauge the charge 3/4 fermion reads:

$$\tilde{\psi}_{S_1 L_2}^{(0)} = \begin{pmatrix} \tilde{a}(1, 2) & \tilde{b}(1, 2) \\ \tilde{c}(1, 2) & \tilde{d}(1, 2) \end{pmatrix} \quad \tilde{\psi}_{S_1 L_2}^{(1)} = \begin{pmatrix} -\alpha_3^1 \alpha_3^2 \tilde{d}(1, 2) & -\frac{\alpha_3^1}{\alpha_3^2} \tilde{c}(1, 2) \\ \frac{\alpha_3^2}{\alpha_3^1} \tilde{b}(1, 2) & \frac{1}{\alpha_3^1 \alpha_3^2} \tilde{a}(1, 2) \end{pmatrix}, \quad (\text{A.16})$$

where

$$\begin{aligned}
\tilde{a}(1, 2) &= \left(-(\alpha_1^1)^2 \alpha_3^2 + \frac{(\alpha_1^2)^2 (\alpha_2^1)^2 \alpha_3^2}{(\alpha_2^2)^2} \right) x_1 \\
\tilde{b}(1, 2) &= \left(\frac{\alpha_1^2 \alpha_3^1}{\alpha_2^2} + \frac{\alpha_1^1 \alpha_2^1 \alpha_3^2}{(\alpha_2^2)^2} \right) x_1 \\
\tilde{c}(1, 2) &= \left(\frac{(\alpha_1^2)^2 \alpha_3^2}{\alpha_1^1 (\alpha_2^2)^2} + \frac{\alpha_1^2 \alpha_2^1 (\alpha_3^2)^2}{(\alpha_2^2)^2 \alpha_3^1} \right) x_1^2 + \left(-\frac{\alpha_3^2}{\alpha_2^1} - \frac{\alpha_1^1 (\alpha_3^2)^2}{\alpha_1^2 \alpha_2^2 \alpha_3^1} \right) x_1 x_2 \\
\tilde{d}(1, 2) &= \left(-\frac{(\alpha_1^2)^3 \alpha_2^1}{(\alpha_2^2)^3 \alpha_3^1} + \frac{(\alpha_1^1)^2 \alpha_2^2}{\alpha_2^2 \alpha_2^2 \alpha_3^1} \right) x_1 x_2 + \left(\frac{\alpha_1^2 (\alpha_2^1)^2}{\alpha_1^1 \alpha_2^2 \alpha_3^1} - \frac{\alpha_1^1 \alpha_2^2}{\alpha_1^2 \alpha_3^1} \right) x_1^2
\end{aligned} \tag{A.17}$$

The charge 1/4 boson looks as follows:

$$\phi_{\mathcal{S}_1 \mathcal{L}_2}^{(0)} = \begin{pmatrix} a(1, 2) & b(1, 2) \\ c(1, 2) & d(1, 2) \end{pmatrix} \quad \phi_{\mathcal{S}_1 \mathcal{L}_2}^{(1)} = \begin{pmatrix} -\alpha_3^1 \alpha_3^2 d(1, 2) & -\frac{\alpha_3^1}{\alpha_3^2} c(1, 2) \\ \frac{\alpha_3^2}{\alpha_3^1} b(1, 2) & \frac{1}{\alpha_3^1 \alpha_3^2} a(1, 2) \end{pmatrix}, \tag{A.18}$$

where

$$\begin{aligned}
a(1, 2) &= \frac{\alpha_2^1 \alpha_3^1}{(\alpha_1^1)^2} - \frac{(\alpha_2^1)^2 \alpha_3^2}{\alpha_1^1 \alpha_1^2 \alpha_2^2} \\
b(1, 2) &= -\frac{\alpha_1^2 (\alpha_2^1)^2}{(\alpha_1^1)^2 \alpha_2^2 \alpha_3^2} + \frac{\alpha_2^1 \alpha_2^2}{\alpha_1^2 \alpha_3^2} \\
c(1, 2) &= \left(\frac{1}{\alpha_3^1} - \frac{(\alpha_1^2)^2 (\alpha_2^1)^2}{(\alpha_1^1)^2 (\alpha_2^2)^2 \alpha_3^1} \right) x_2 + \left(\frac{(\alpha_2^1)^3}{(\alpha_1^1)^3 \alpha_3^1} - \frac{\alpha_2^1 (\alpha_2^2)^2}{\alpha_1^1 (\alpha_1^2)^2 \alpha_3^1} \right) x_1 \\
d(1, 2) &= \left(\frac{(\alpha_2^1)^2}{(\alpha_1^1)^2 (\alpha_2^2)^2 \alpha_3^1} - \frac{\alpha_1^2 \alpha_2^1}{(\alpha_1^1)^3 \alpha_2^2 \alpha_3^2} \right) x_1 + \left(-\frac{\alpha_2^1}{\alpha_1^1 (\alpha_1^2)^2 \alpha_3^1} + \frac{\alpha_2^2}{(\alpha_1^1)^2 \alpha_1^2 \alpha_3^2} \right) x_2
\end{aligned} \tag{A.19}$$

The charge 3/4 boson is:

$$\tilde{\phi}_{\mathcal{S}_1 \mathcal{L}_2}^{(0)} = \begin{pmatrix} \tilde{a}(1, 2) & \tilde{b}(1, 2) \\ \tilde{c}(1, 2) & \tilde{d}(1, 2) \end{pmatrix} \quad \tilde{\phi}_{\mathcal{S}_1 \mathcal{L}_2}^{(1)} = \begin{pmatrix} -\alpha_3^1 \alpha_3^2 \tilde{d}(1, 2) & -\frac{\alpha_3^1}{\alpha_3^2} \tilde{c}(1, 2) \\ \frac{\alpha_3^2}{\alpha_3^1} \tilde{b}(1, 2) & \frac{1}{\alpha_3^1 \alpha_3^2} \tilde{a}(1, 2) \end{pmatrix}, \tag{A.20}$$

where

$$\begin{aligned}
\tilde{a}(1, 2) &= \left(-\frac{\alpha_1^1 \alpha_2^2 \alpha_3^1}{\alpha_1^2} + \frac{(\alpha_1^1)^2 \alpha_2^1 \alpha_3^2}{(\alpha_1^2)^2} \right) x_1 \\
\tilde{b}(1, 2) &= \left(\frac{\alpha_1^1 (\alpha_2^1)^2}{\alpha_3^2} - \frac{(\alpha_1^1)^3 (\alpha_2^2)^2}{(\alpha_1^2)^2 \alpha_3^2} \right) x_1 \\
\tilde{c}(1, 2) &= \left(\frac{\alpha_1^1 \alpha_1^2 \alpha_2^1}{\alpha_2^1 \alpha_3^1} - \frac{(\alpha_1^1)^3 \alpha_2^2}{\alpha_2^1 \alpha_2^1 \alpha_3^1} \right) x_1 x_2 + \left(-\frac{(\alpha_2^1)^2 \alpha_2^2}{\alpha_1^2 \alpha_3^1} + \frac{(\alpha_1^1)^2 (\alpha_2^2)^3}{(\alpha_1^2)^3 \alpha_3^1} \right) x_1^2 \\
\tilde{d}(1, 2) &= \left(-\frac{\alpha_1^1 \alpha_2^1}{\alpha_1^2 \alpha_2^2 \alpha_3^1} + \frac{1}{\alpha_3^2} \right) x_1^2 + \left(\frac{(\alpha_1^1)^2 \alpha_2^2}{(\alpha_1^2)^3 \alpha_3^1} - \frac{\alpha_1^1 (\alpha_2^2)^2}{(\alpha_1^2)^2 \alpha_2^1 \alpha_3^2} \right) x_1 x_2
\end{aligned} \tag{A.21}$$

A.4. Long to Short

By Serre duality, the bosons and fermions pair up with the states going from the short branes to the long branes. The charge 1/4 fermion reads:

$$\psi_{\mathcal{L}_1\mathcal{S}_2}^{(0)} = \begin{pmatrix} a(1,2) & b(1,2) \\ c(1,2) & d(1,2) \end{pmatrix} \quad \psi_{\mathcal{L}_1\mathcal{S}_2}^{(1)} = \begin{pmatrix} \frac{1}{\alpha_3^1\alpha_3^2}d(1,2) & -\frac{\alpha_3^2}{\alpha_3^1}c(1,2) \\ \frac{\alpha_3^1}{\alpha_3^2}b(1,2) & -\alpha_3^1\alpha_3^2a(1,2) \end{pmatrix}, \quad (\text{A.22})$$

where

$$\begin{aligned} a(1,2) &= \frac{1}{\alpha_3^1} - \frac{\alpha_1^1\alpha_2^1\alpha_3^2}{\alpha_1^2\alpha_2^2(\alpha_3^1)^2} \\ b(1,2) &= \left(\frac{(\alpha_2^1)^3\alpha_3^2}{\alpha_1^1\alpha_1^2(\alpha_3^1)^2} - \frac{\alpha_1^1\alpha_2^2\alpha_1^1\alpha_3^2}{(\alpha_2^2)^2(\alpha_3^1)^2} \right) x_2 + \left(\frac{(\alpha_1^1)^3\alpha_3^2}{\alpha_2^1\alpha_2^2(\alpha_3^1)^2} - \frac{\alpha_1^1\alpha_2^1\alpha_2^2\alpha_3^2}{(\alpha_1^2)^2(\alpha_3^1)^2} \right) x_1 \\ c(1,2) &= -\frac{(\alpha_1^1)^2\alpha_1^2}{\alpha_2^2\alpha_3^1} + \frac{(\alpha_2^1)^2\alpha_2^2}{\alpha_1^2\alpha_3^1} \\ d(1,2) &= \left(\frac{\alpha_1^1\alpha_3^2}{\alpha_2^1\alpha_2^2} - \frac{(\alpha_1^1)^2(\alpha_3^2)^2}{\alpha_1^2(\alpha_2^2)^2\alpha_3^1} \right) x_2 + \left(-\frac{\alpha_2^1\alpha_3^2}{\alpha_1^1\alpha_1^2} + \frac{(\alpha_2^1)^2(\alpha_3^2)^2}{(\alpha_1^2)^2\alpha_2^2\alpha_3^1} \right) x_1 \end{aligned} \quad (\text{A.23})$$

For the 3/4 fermion we find:

$$\tilde{\psi}_{\mathcal{L}_1\mathcal{S}_2}^{(0)} = \begin{pmatrix} \tilde{a}(1,2) & \tilde{b}(1,2) \\ \tilde{c}(1,2) & \tilde{d}(1,2) \end{pmatrix} \quad \tilde{\psi}_{\mathcal{L}_1\mathcal{S}_2}^{(1)} = \begin{pmatrix} \frac{1}{\alpha_3^1\alpha_3^2}\tilde{d}(1,2) & -\frac{\alpha_3^2}{\alpha_3^1}\tilde{c}(1,2) \\ \frac{\alpha_3^1}{\alpha_3^2}\tilde{b}(1,2) & -\alpha_3^1\alpha_3^2\tilde{a}(1,2) \end{pmatrix}, \quad (\text{A.24})$$

where

$$\begin{aligned} \tilde{a}(1,2) &= \left(-\frac{(\alpha_2^1)^2}{\alpha_1^2\alpha_3^1} + \frac{\alpha_2^1\alpha_2^2}{\alpha_1^1\alpha_3^2} \right) x_1 \\ \tilde{b}(1,2) &= \left(-\frac{\alpha_1^2(\alpha_2^1)^2}{\alpha_2^2\alpha_3^1} + \frac{(\alpha_2^1)^4\alpha_2^2}{(\alpha_1^1)^2\alpha_1^2\alpha_3^1} \right) x_1x_2 + \left(\frac{(\alpha_1^1)^2}{\alpha_3^1} - \frac{(\alpha_2^1)^2(\alpha_2^2)^2}{(\alpha_1^2)^2\alpha_3^1} \right) x_1^2 \\ \tilde{c}(1,2) &= \left(-\frac{\alpha_1^1\alpha_1^2\alpha_2^1}{\alpha_3^2} + \frac{(\alpha_2^1)^3(\alpha_2^2)^2}{\alpha_1^1\alpha_1^2\alpha_3^2} \right) x_1 \\ \tilde{d}(1,2) &= \left(-\frac{(\alpha_2^1)^2\alpha_2^2\alpha_3^1}{(\alpha_1^1)^2\alpha_1^2} + \frac{(\alpha_2^1)^3\alpha_3^2}{\alpha_1^1(\alpha_1^2)^2} \right) x_1^2 + \left(\alpha_3^1 - \frac{\alpha_1^1\alpha_2^1\alpha_3^2}{\alpha_1^2\alpha_2^2} \right) x_1x_2 \end{aligned} \quad (\text{A.25})$$

The charge 1/4 boson is given by the following expression:

$$\phi_{\mathcal{L}_1\mathcal{S}_2}^{(0)} = \begin{pmatrix} a(1,2) & b(1,2) \\ c(1,2) & d(1,2) \end{pmatrix} \quad \phi_{\mathcal{L}_1\mathcal{S}_2}^{(1)} = \begin{pmatrix} -\frac{1}{\alpha_3^1\alpha_3^2}d(1,2) & \frac{\alpha_3^2}{\alpha_3^1}c(1,2) \\ -\frac{\alpha_3^1}{\alpha_3^2}b(1,2) & \alpha_3^1\alpha_3^2a(1,2) \end{pmatrix}, \quad (\text{A.26})$$

where

$$\begin{aligned}
a(1,2) &= \left(\frac{1}{(\alpha_1^2)^2 \alpha_2^2 \alpha_3^1} - \frac{1}{\alpha_1^1 \alpha_1^2 \alpha_2^1 \alpha_3^2} \right) x_2 + \left(-\frac{(\alpha_1^1)^2}{(\alpha_1^2)^3 (\alpha_2^1)^2 \alpha_3^1} + \frac{\alpha_1^1 \alpha_2^2}{(\alpha_1^2)^2 (\alpha_2^1)^3 \alpha_3^2} \right) x_1 \\
b(1,2) &= -\frac{1}{\alpha_3^1} + \frac{(\alpha_1^1)^2 (\alpha_2^2)^2}{(\alpha_1^2)^2 (\alpha_2^1)^2 \alpha_3^1} \\
c(1,2) &= \left(-\frac{\alpha_1^1}{\alpha_2^1 \alpha_2^2 \alpha_3^2} + \frac{(\alpha_1^1)^3 \alpha_2^2}{(\alpha_1^2)^2 (\alpha_2^1)^3 \alpha_3^2} \right) x_2 + \left(\frac{\alpha_2^1}{\alpha_1^1 \alpha_1^2 \alpha_3^2} - \frac{\alpha_1^1 (\alpha_2^2)^2}{(\alpha_1^2)^3 \alpha_2^1 \alpha_3^2} \right) x_1 \\
d(1,2) &= -\frac{\alpha_2^2 \alpha_3^1}{\alpha_1^2 (\alpha_2^1)^2} + \frac{\alpha_1^1 \alpha_3^2}{(\alpha_1^2)^2 \alpha_2^1}
\end{aligned} \tag{A.27}$$

Finally, the charge 3/4 boson is:

$$\tilde{\phi}_{\mathcal{L}_1 \mathcal{S}_2}^{(0)} = \begin{pmatrix} \tilde{a}(1,2) & \tilde{b}(1,2) \\ \tilde{c}(1,2) & \tilde{d}(1,2) \end{pmatrix} \quad \tilde{\phi}_{\mathcal{L}_1 \mathcal{S}_2}^{(1)} = \begin{pmatrix} -\frac{1}{\alpha_3^1 \alpha_3^2} \tilde{d}(1,2) & \frac{\alpha_3^2}{\alpha_3^1} \tilde{c}(1,2) \\ -\frac{\alpha_3^1}{\alpha_3^2} \tilde{b}(1,2) & \alpha_3^1 \alpha_3^2 \tilde{a}(1,2) \end{pmatrix}, \tag{A.28}$$

where

$$\begin{aligned}
\tilde{a}(1,2) &= \left(-\frac{(\alpha_1^1)^2 \alpha_2^2}{\alpha_1^2 (\alpha_2^1)^2 \alpha_3^1} + \frac{(\alpha_1^1)^3 \alpha_3^2}{(\alpha_1^2)^2 \alpha_2^1 (\alpha_3^1)^2} \right) x_1^2 + \left(\frac{1}{\alpha_3^1} - \frac{\alpha_1^1 \alpha_2^1 \alpha_3^2}{\alpha_2^1 \alpha_2^2 (\alpha_3^1)^2} \right) x_1 x_2 \\
\tilde{b}(1,2) &= \left(\frac{\alpha_1^1 \alpha_2^2 \alpha_3^1 \alpha_3^2}{(\alpha_3^1)^2} - \frac{(\alpha_1^1)^3 (\alpha_2^2)^2 \alpha_3^2}{\alpha_1^2 \alpha_2^1 (\alpha_3^1)^2} \right) x_1 \\
\tilde{c}(1,2) &= \left(\frac{(\alpha_1^1)^2 \alpha_1^2}{\alpha_2^2 \alpha_3^1} - \frac{(\alpha_1^1)^4 \alpha_2^2}{\alpha_1^2 (\alpha_2^1)^2 \alpha_3^1} \right) x_1 x_2 + \left(-\frac{(\alpha_2^1)^2}{\alpha_3^1} + \frac{(\alpha_1^1)^2 (\alpha_2^2)^2}{(\alpha_1^2)^2 \alpha_3^1} \right) x_1^2 \\
\tilde{d}(1,2) &= \left(\frac{\alpha_1^1 \alpha_2^2 \alpha_3^2}{\alpha_2^1} - \frac{(\alpha_1^1)^2 (\alpha_3^2)^2}{\alpha_1^2 \alpha_3^1} \right) x_1
\end{aligned} \tag{A.29}$$

B. Theta functions

In this appendix we collect definitions and useful identities for theta functions. Standard references are for instance [32,31]. The theta functions with characteristics are defined as follows:

$$\Theta \begin{bmatrix} c_1 \\ c_2 \end{bmatrix} (u, \tau) = \sum_{m \in \mathbb{Z}} q^{(m+c_1)^2/2} e^{2\pi i (u+c_2)(m+c_1)}, \tag{B.1}$$

where $q = e^{2\pi i \tau}$.

For our purpose we need the Jacobi theta functions:

$$\Theta_1(u, \tau) \equiv \Theta \begin{bmatrix} \frac{1}{2} \\ \frac{1}{2} \end{bmatrix} (u, \tau) \quad \Theta_2(u, \tau) \equiv \Theta \begin{bmatrix} \frac{1}{2} \\ 0 \end{bmatrix} (u, \tau) \tag{B.2}$$

$$\Theta_3(u, \tau) \equiv \Theta \begin{bmatrix} 0 \\ 0 \end{bmatrix} (u, \tau) \quad \Theta_4(u, \tau) \equiv \Theta \begin{bmatrix} 0 \\ \frac{1}{2} \end{bmatrix} (u, \tau) \tag{B.3}$$

We write $\Theta_i(0, \tau) \equiv \Theta_i(\tau)$.

These theta functions are symmetric in the u -argument:

$$\Theta_1(-u, \tau) = -\Theta_1(u, \tau) \quad \Theta_2(-u, \tau) = \Theta_2(u, \tau) \quad \Theta_3(-u, \tau) = \Theta_3(u, \tau) \quad \Theta_4(-u, \tau) = \Theta_4(u, \tau)$$

In particular, one sees that $\Theta_1(0, \tau) = 0$. To uniformize the α_i (4.23), we used the identities

$$\begin{aligned} \Theta_3^2(u, \tau) \Theta_4^2(\tau) &= \Theta_4^2(u, \tau) \Theta_3^2(\tau) - \Theta_1^2(u, \tau) \Theta_2^2(\tau) \\ \Theta_2^2(u, \tau) \Theta_4^2(\tau) &= \Theta_4^2(u, \tau) \Theta_2^2(\tau) - \Theta_1^2(u, \tau) \Theta_3^2(\tau). \end{aligned} \quad (\text{B.4})$$

In order to simplify the cohomology elements we applied the following addition rules:

$$\begin{aligned} \Theta_4(u_1 + u_2, \tau) \Theta_4(u_1 - u_2, \tau) \Theta_4(0, \tau)^2 &= \Theta_4(u_1, \tau)^2 \Theta_4(u_2, \tau)^2 - \Theta_1(u_1, \tau)^2 \Theta_1(u_2, \tau)^2 \\ \Theta_1(u_1 + u_2, \tau) \Theta_1(u_1 - u_2, \tau) \Theta_3(0, \tau)^2 &= \Theta_1(u_1, \tau)^2 \Theta_3(u_2, \tau)^2 - \Theta_3(u_1, \tau)^2 \Theta_1(u_2, \tau)^2 \\ &= \Theta_4(u_1, \tau)^2 \Theta_2(u_2, \tau)^2 - \Theta_2(u_1, \tau)^2 \Theta_4(u_2, \tau)^2 \\ \Theta_1(u_1 + u_2, \tau) \Theta_2(u_1 - u_2, \tau) \Theta_4(0, \tau)^2 &= \Theta_1(u_1, \tau)^2 \Theta_4(u_2, \tau)^2 - \Theta_4(u_1, \tau)^2 \Theta_1(u_2, \tau)^2 \end{aligned} \quad (\text{B.5})$$

$$\begin{aligned} \Theta_1(u_1 + u_2, \tau) \Theta_4(u_1 - u_2, \tau) \Theta_2(0, \tau) \Theta_3(0, \tau) &= \Theta_1(u_1, \tau) \Theta_2(u_2, \tau) \Theta_3(u_2, \tau) \Theta_4(u_1, \tau) + (u_1 \leftrightarrow u_2) \\ \Theta_4(u_1 + u_2, \tau) \Theta_1(u_1 - u_2, \tau) \Theta_2(0, \tau) \Theta_3(0, \tau) &= \Theta_1(u_1, \tau) \Theta_2(u_2, \tau) \Theta_3(u_2, \tau) \Theta_4(u_1, \tau) - (u_1 \leftrightarrow u_2) \end{aligned} \quad (\text{B.6})$$

These identities are actually just special cases of a more general identities. In order to determine the correlators we need the most general addition theorems. For this, we introduce some more notation [32]:

$$x_1 = \frac{1}{2}(x+y+u+v) \quad y_1 = \frac{1}{2}(x+y-u-v) \quad u_1 = \frac{1}{2}(x-y+u-v) \quad v_1 = \frac{1}{2}(x-y-u+v) \quad (\text{B.7})$$

Furthermore we define $\Theta_i^u \equiv \Theta_i(u, \tau)$. For our calculations we can make use of the following formulas:

$$\begin{aligned} -\Theta_1^x \Theta_1^y \Theta_1^u \Theta_1^v - \Theta_2^x \Theta_2^y \Theta_2^u \Theta_2^v + \Theta_3^x \Theta_3^y \Theta_3^u \Theta_3^v + \Theta_4^x \Theta_4^y \Theta_4^u \Theta_4^v &= 2\Theta_1^{x_1} \Theta_1^{y_1} \Theta_1^{u_1} \Theta_1^{v_1} \\ \Theta_1^x \Theta_1^y \Theta_1^u \Theta_1^v - \Theta_2^x \Theta_2^y \Theta_2^u \Theta_2^v + \Theta_3^x \Theta_3^y \Theta_3^u \Theta_3^v - \Theta_4^x \Theta_4^y \Theta_4^u \Theta_4^v &= 2\Theta_4^{x_1} \Theta_4^{y_1} \Theta_4^{u_1} \Theta_4^{v_1} \end{aligned} \quad (\text{B.8})$$

$$\begin{aligned} \Theta_3^x \Theta_3^y \Theta_2^u \Theta_2^v + \Theta_4^x \Theta_4^y \Theta_1^u \Theta_1^v - \Theta_2^x \Theta_2^y \Theta_3^u \Theta_3^v - \Theta_1^x \Theta_1^y \Theta_4^u \Theta_4^v &= 2\Theta_4^{x_1} \Theta_4^{y_1} \Theta_1^{u_1} \Theta_1^{v_1} \\ \Theta_3^x \Theta_3^y \Theta_2^u \Theta_2^v - \Theta_4^x \Theta_4^y \Theta_1^u \Theta_1^v - \Theta_2^x \Theta_2^y \Theta_3^u \Theta_3^v + \Theta_1^x \Theta_1^y \Theta_4^u \Theta_4^v &= 2\Theta_1^{x_1} \Theta_1^{y_1} \Theta_4^{u_1} \Theta_4^{v_1} \end{aligned} \quad (\text{B.9})$$

What we need for our calculations are the differences of the two relations (B.8) and (B.9):

$$\begin{aligned} \Theta_1^x \Theta_1^y \Theta_1^u \Theta_1^v - \Theta_4^x \Theta_4^y \Theta_4^u \Theta_4^v &= \Theta_4^{x_1} \Theta_4^{y_1} \Theta_4^{u_1} \Theta_4^{v_1} - \Theta_1^{x_1} \Theta_1^{y_1} \Theta_1^{u_1} \Theta_1^{v_1} \\ \Theta_1^x \Theta_1^y \Theta_4^u \Theta_4^v - \Theta_4^x \Theta_4^y \Theta_1^u \Theta_1^v &= \Theta_1^{x_1} \Theta_1^{y_1} \Theta_4^{u_1} \Theta_4^{v_1} - \Theta_4^{x_1} \Theta_4^{y_1} \Theta_1^{u_1} \Theta_1^{v_1} \end{aligned} \quad (\text{B.10})$$

References

- [1] M. R. Douglas, “D-branes, Categories and $N = 1$ Supersymmetry,” *J. Math. Phys.* **42** (2001) 2818–2843, [hep-th/0011017](#).
- [2] C. I. Lazaroiu, “Generalized Complexes and String Field Theory,” *JHEP* **06** (2001) 052, [hep-th/0102122](#).
- [3] P. S. Aspinwall and A. E. Lawrence, “Derived Categories and Zero-Brane Stability,” *JHEP* **08** (2001) 004, [hep-th/0104147](#).
- [4] C. I. Lazaroiu, “D-brane Categories,” *Int. J. Mod. Phys. A* **18** (2003) 5299–5335, [hep-th/0305095](#).
- [5] D. Orlov, “Derived Categories of Coherent Sheaves and Triangulated Categories of Singularities,” [math.AG/0503632](#).
- [6] D. Orlov, “Triangulated Categories of Singularities and D-branes in Landau-Ginzburg Models,” [math.ag/0302304](#).
- [7] A. Kapustin and Y. Li, “D-branes in Landau-Ginzburg Models and Algebraic Geometry,” *JHEP* **12** (2003) 005, [hep-th/0210296](#).
- [8] K. Hori, S. Katz, A. Klemm, R. Pandharipande, R. Thomas, C. Vafa, R. Vakil, and E. Zaslow, *Mirror Symmetry*. American Mathematical Society, 2003.
- [9] I. Brunner, M. Herbst, W. Lerche, and B. Scheuner, “Landau-Ginzburg Realization of Open String TFT,” *JHEP* **11** (2006) 043, [hep-th/0305133](#).
- [10] A. Kapustin and Y. Li, “D-branes in Topological Minimal Models: The Landau-Ginzburg Approach,” *JHEP* **07** (2004) 045, [hep-th/0306001](#).
- [11] S. K. Ashok, E. Dell’Aquila, and D.-E. Diaconescu, “Fractional Branes in Landau-Ginzburg Orbifolds,” *Adv. Theor. Math. Phys.* **8** (2004) 461–513, [hep-th/0401135](#).
- [12] I. Brunner and M. R. Gaberdiel, “Matrix Factorisations and Permutation Branes,” *JHEP* **07** (2005) 012, [hep-th/0503207](#).
- [13] I. Brunner, M. Herbst, W. Lerche, and J. Walcher, “Matrix Factorizations and Mirror Symmetry: The Cubic Curve,” [hep-th/0408243](#).
- [14] M. Herbst, W. Lerche, and D. Nemeschansky, “Instanton Geometry and Quantum $A(\infty)$ Structure on the Elliptic Curve,” [hep-th/0603085](#).
- [15] S. Govindarajan, H. Jockers, W. Lerche, and N. P. Warner, “Tachyon Condensation on the Elliptic Curve,” [hep-th/0512208](#).
- [16] S. Govindarajan and H. Jockers, “Effective Superpotentials for B-branes in Landau-Ginzburg Models,” *JHEP* **10** (2006) 060, [hep-th/0608027](#).

- [17] A. Polishchuk and E. Zaslow, “Categorical Mirror Symmetry: The Elliptic Curve,” *Adv. Theor. Math. Phys.* **2** (1998) 443–470, [math.ag/9801119](#).
- [18] A. Polishchuk, “Massey and Fukaya Products on Elliptic Curves,” *Adv. Theor. Math. Phys.* **4** (2000) 1187–1207, [math.ag/9803017](#).
- [19] A. Polishchuk, “ a_∞ -structures on an Elliptic Curve,” *Commun. Math. Phys.* **247** (2004) 527–551, [math.ag/0001048](#).
- [20] W. Lerche, D. Lust, and N. P. Warner, “Duality Symmetries in N=2 Landau-Ginzburg Models,” *Phys. Lett.* **B231** (1989) 417.
- [21] E. Dell’Aquila, “D-branes in Toroidal Orbifolds and Mirror Symmetry,” *JHEP* **04** (2006) 035, [hep-th/0512051](#).
- [22] C. Schmidt-Colinet, “Tensor Product and Permutation Branes on the Torus,” [hep-th/0701128](#).
- [23] H. Jockers, “D-brane Monodromies from a Matrix-Factorization Perspective,” [hep-th/0612095](#).
- [24] H. Enger, A. Recknagel, and D. Roggenkamp, “Permutation Branes and Linear Matrix Factorisations,” *JHEP* **01** (2006) 087, [hep-th/0508053](#).
- [25] J. Walcher, “Stability of Landau-Ginzburg Branes,” *J. Math. Phys.* **46** (2005) 082305, [hep-th/0412274](#).
- [26] A. Kapustin and Y. Li, “Topological Correlators in Landau-Ginzburg Models with Boundaries,” *Adv. Theor. Math. Phys.* **7** (2004) 727–749, [hep-th/0305136](#).
- [27] M. Herbst and C.-I. Lazaroiu, “Localization and Traces in Open-Closed Topological Landau- Ginzburg Models,” *JHEP* **05** (2005) 044, [hep-th/0404184](#).
- [28] W. Lerche, D. J. Smit, and N. P. Warner, “Differential Equations for Periods and Flat Coordinates in two-dimensional Topological Matter Theories,” *Nucl. Phys.* **B372** (1992) 87–112, [hep-th/9108013](#).
- [29] J. A. Harvey and S. G. Naculich, “Conformal Field Theory and Genus Zero Function Fields,” *Nucl. Phys.* **B305** (1988) 417.
- [30] A. Giveon and D.-J. Smit, “Symmetries on the Moduli Space of (2,2) Superstring Vacua,” *Nucl. Phys.* **B349** (1991) 168–206.
- [31] H. M. Farkas and I. Kra, *Theta Constants, Riemann Surfaces and the Modular Group*. American Mathematical Society, Providence, Rhode Island, 2001.
- [32] D. Mumford, *Tata Lectures on Theta, Vol. 1*. Birkhauser, 1983.
- [33] K. Hori and J. Walcher, “F-term Equations near Gepner Points,” *JHEP* **01** (2005) 008, [hep-th/0404196](#).

- [34] A. Polishchuk, “Indefinite Theta Series of Signature (1,1) from the point of view of Homological Mirror Symmetry,” [math.ag/0003076](https://arxiv.org/abs/math/0003076).
- [35] A. Polishchuk, “Homological Mirror Symmetry with Higher Products,” [math.ag/9901025](https://arxiv.org/abs/math/9901025).
- [36] L. E. Ibanez, F. Marchesano, and R. Rabadan, “Getting just the Standard Model at Intersecting Branes,” *JHEP* **11** (2001) 002, [hep-th/0105155](https://arxiv.org/abs/hep-th/0105155).
- [37] M. Herbst, C.-I. Lazaroiu, and W. Lerche, “Superpotentials, A(infinity) Relations and WDVV equations for Open Topological Strings,” *JHEP* **02** (2005) 071, [hep-th/0402110](https://arxiv.org/abs/hep-th/0402110).
- [38] A. Recknagel and V. Schomerus, “D-branes in Gepner Models,” *Nucl. Phys.* **B531** (1998) 185–225, [hep-th/9712186](https://arxiv.org/abs/hep-th/9712186).
- [39] I. Brunner, M. R. Douglas, A. E. Lawrence, and C. Romelsberger, “D-branes on the Quintic,” *JHEP* **08** (2000) 015, [hep-th/9906200](https://arxiv.org/abs/hep-th/9906200).
- [40] A. Recknagel, “Permutation Branes,” *JHEP* **04** (2003) 041, [hep-th/0208119](https://arxiv.org/abs/hep-th/0208119).
- [41] J. Knapp and H. Omer, “Matrix Factorizations, Minimal Models and Massey Products,” *JHEP* **05** (2006) 064, [hep-th/0604189](https://arxiv.org/abs/hep-th/0604189).