

Tensor Self Energy in a Vector-Tensor Model

A. Buchel^{1,2}, F. A. Chishtie¹, M. Gagné-Portelance¹, S. Homayouni¹ and
D. G. McKeon¹

¹ *Department of Applied Mathematics,
The University of Western Ontario
London, Ontario N6A 5B7, Canada*

² *Perimeter Institute for Theoretical Physics Waterloo, Ontario N2J 2W9, Canada*

UWO-TH-06/21

Abstract

The tensor self energy is computed at one loop order in a model in which a vector and tensor interact in a way that eliminates all tensor degrees of freedom. Divergencies arise which cannot be eliminated without introducing a kinetic term for the tensor field which does not appear in the classical action. We comment on a possible resolution of this puzzle.

It has been shown [1] that if a vector field W_μ^a and an antisymmetric tensor field $\phi_{\mu\nu}^a$ have a Lagrangian

$$L = -\frac{1}{4}F_{\mu\nu}^a F_{\mu\nu}^a + \frac{1}{12}G_{\mu\nu\lambda}^a G_{\mu\nu\lambda}^a + \frac{m}{4}\epsilon_{\mu\nu\lambda\sigma}\phi_{\mu\nu}^a F_{\lambda\sigma}^a + \frac{\mu^2}{8}\epsilon_{\mu\nu\lambda\sigma}\phi_{\mu\nu}^a \phi_{\lambda\sigma}^a \quad (1)$$

then classically the tensor field has no physical degrees of freedom and that only the transverse polarizations of the vector field are dynamical. (Here we have

$$F_{\mu\nu}^a = \partial_\mu W_\nu^a - \partial_\nu W_\mu^a + gf^{abc}W_\mu^b W_\nu^c \quad (2)$$

$$G_{\mu\nu\lambda}^a = D_\mu^{ab}\phi_{\nu\lambda}^b + D_\nu^{ab}\phi_{\lambda\mu}^b + D_\lambda^{ab}\phi_{\mu\nu}^b \quad (3)$$

and

$$D_\mu^{ab} = \partial_\mu \delta^{ab} + gf^{apb}W_\mu^p.$$

In ref.[2] the vector self energy is computed to one loop order in this model. There it is demonstrated that the sum of those diagrams which receive a contribution from the tensor field is zero. This is consistent with the tensor having no physical

degrees of freedom.

In this paper we consider the tensor self energy $\langle \phi^a_{\alpha_1\beta_1}(p)\phi^b_{\alpha_2\beta_2}(-p) \rangle$ in this same model using the Feynman rules provided in ref.[2]. The pole parts of each of the one loop diagrams is given in Figure (1), where

$$K = g^2 f^{mna} f^{mnb} / \pi^2,$$

$$A = p_{\alpha_1} p_{\alpha_2} \delta_{\beta_1\beta_2} - p_{\alpha_1} p_{\beta_2} \delta_{\beta_1\alpha_2} + p_{\beta_1} p_{\beta_2} \delta_{\alpha_1\alpha_2} - p_{\beta_1} p_{\alpha_2} \delta_{\alpha_1\beta_2}$$

and

$$B_1 = p_\lambda (p_{\alpha_1} \epsilon_{\lambda\beta_1\alpha_2\beta_2} - p_{\beta_1} \epsilon_{\lambda\alpha_1\alpha_2\beta_2})$$

$$B_2 = p_\lambda (p_{\alpha_2} \epsilon_{\lambda\beta_2\alpha_1\beta_1} - p_{\beta_2} \epsilon_{\lambda\alpha_2\alpha_1\beta_1})$$

$$C = \delta_{\alpha_1\alpha_2} \delta_{\beta_1\beta_2} - \delta_{\alpha_1\beta_2} \delta_{\beta_1\alpha_2}.$$

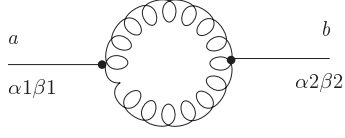
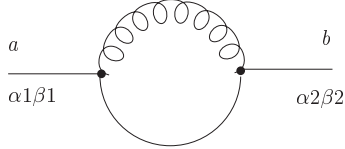
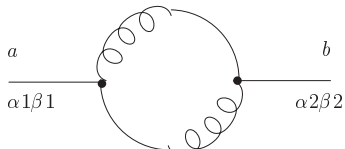
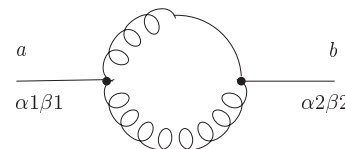
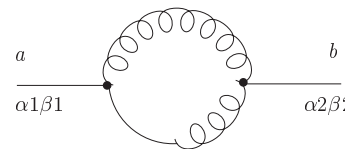
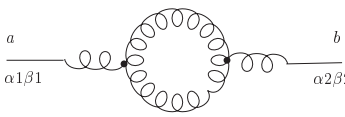

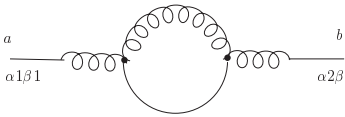
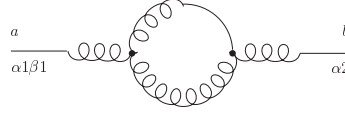
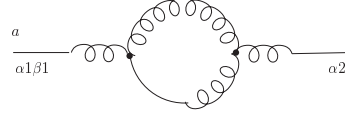
DIAGRAM	SYMMETRY FACTOR	POLE AT $\epsilon = 0$
A1 	1/2	$\frac{1}{16} \frac{m^2 K}{p^2 \mu^8} [(p^2 + m^2)^2 A - \mu^2 (p^2 + m^2)(B_1 + B_2) + p^2 \mu^4 C]$
A2 	1	$\frac{1}{96} \frac{p^2 m^2 K}{\mu^8} A$
A3 	1	$\frac{5}{96} \frac{p^2 m^2 K}{\mu^8} A$
A4a 	1	$\frac{1}{16} \frac{m^2 K}{\mu^8} ((p^2 + m^2) A - \mu^2 B_2)$
A4b 	1	$\frac{1}{16} \frac{m^2 K}{\mu^8} ((p^2 + m^2) A - \mu^2 B_1)$
B1 	1/2	$\frac{19}{192} \frac{m^2 K}{p^2 \mu^4} A$
B2 	1/2	0
B3 	1	$\frac{1}{96} \frac{m^6 K}{p^2 \mu^8} A$
B4a 	1	0
B4b 	1	0

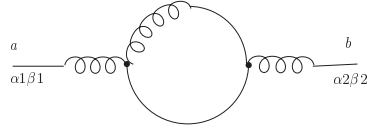
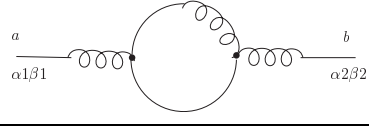
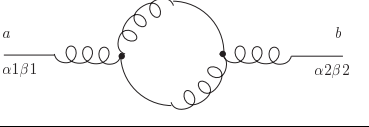
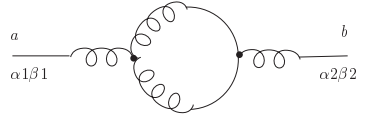
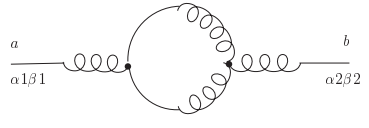
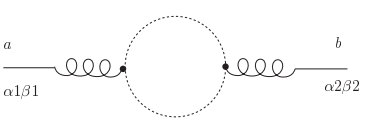
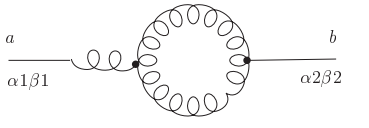
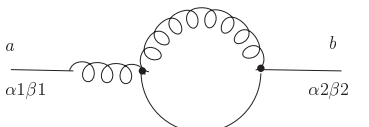
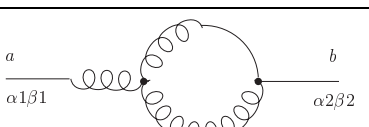
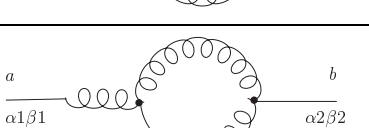
DIAGRAM	SYMMETRY FACTOR	POLE AT $\epsilon = 0$
B5a 	1	0
B5b 	1	0
B6 	1	$\frac{5}{96} \frac{m^6 K}{p^2 \mu^8} A$
B7a 	1/2	0
B7b 	1/2	0
B8 	-1	$\frac{1}{192} \frac{m^2 K}{p^2 \mu^4} A$
C1 	1/2	$\frac{3}{32} \frac{m^2 K}{p^2 \mu^4} A$
C2 	1	$-\frac{1}{96} \frac{m^4 K}{\mu^8} A$
C3 	1	0
C4 	1	$-\frac{1}{16} \frac{m^4 K}{p^2 \mu^8} ((p^2 + m^2) A - \mu^2 B_1)$

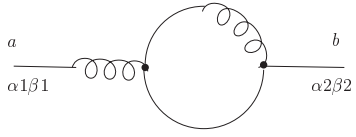
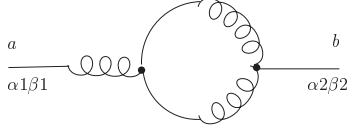
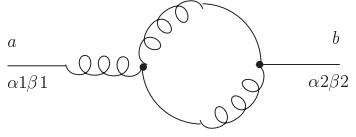
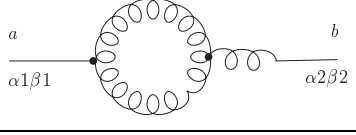
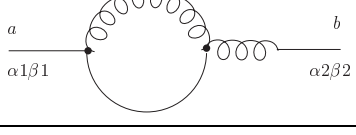
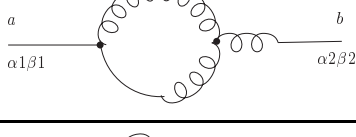
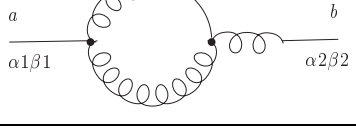
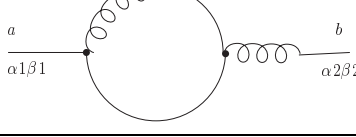
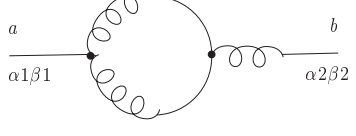
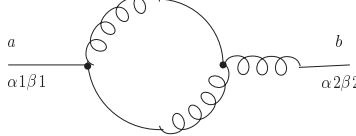
DIAGRAM	SYMMETRY FACTOR	POLE AT $\epsilon = 0$
C5 	1	0
C6 	1/2	0
C7 	1	$-\frac{5}{96} \frac{m^4 K}{\mu^8} A$
D1 	1/2	$\frac{3}{32} \frac{m^2 K}{p^2 \mu^4} A$
D2 	1	$-\frac{1}{96} \frac{m^4 K}{\mu^8} A$
D3 	1	0
D4 	1	$-\frac{1}{16} \frac{m^4 K}{p^2 \mu^8} ((p^2 + m^2) A - \mu^2 B_2)$
D5 	1	0
D6 	1/2	0
D7 	1	$\frac{5}{96} \frac{m^4 K}{\mu^8} A$

Figure 1: One loop contributions to $\langle \phi^a_{\alpha 1 \beta 1}(p) \phi^b_{\alpha 2 \beta 2}(-p) \rangle$.

The diagrams give, in total, a pole contribution to the one loop tensor self energy equal to

$$\frac{m^2 K}{48p^2 \mu^8} [(12p^4 + 5p^2 m^2 + 14\mu^4)A - 6\mu^2 p^2 (B_1 + B_2) + 3p^2 \mu^4 C]. \quad (4)$$

The form of this divergence is distinct from the form of the kinetic term for the tensor field in eq.(1). We note that the shift $\phi^a_{\mu\nu} = \chi^a_{\mu\nu} - \frac{m}{\mu^2} F^a_{\mu\nu}$ allows us to rewrite eq. (1) as

$$L = -\frac{1}{4} F^a_{\mu\nu} F^a_{\mu\nu} + \frac{1}{12} H^a_{\mu\nu\lambda} H^a_{\mu\nu\lambda} + \frac{\mu^2}{8} \epsilon_{\mu\nu\lambda\sigma} \chi^a_{\mu\nu} \chi^a_{\lambda\sigma} + \frac{m^2}{8\mu^2} \epsilon_{\mu\nu\lambda\sigma} F^a_{\mu\nu} F^a_{\lambda\sigma} \quad (5)$$

where

$$H^a_{\mu\nu\lambda} = D^a_{\mu} \chi^b_{\nu\lambda} + D^a_{\nu} \chi^b_{\lambda\mu} + D^a_{\lambda} \chi^b_{\mu\nu} \quad (6)$$

(we have employed the Bianchi identity $\epsilon_{\mu\nu\lambda\sigma} D^a_{\nu} F^b_{\lambda\sigma} = 0$ in arriving at eq.(5)). The Feynman rules associated with L in eq.(5) are identical to the $m \rightarrow 0$ limit of the Feynman rules associated with the lagrangian L in eq.(1). As a result, we see that as eq.(4) vanishes when $m = 0$, the two point function $\langle \chi^a_{\alpha 1\beta 1}(p) \chi^b_{\alpha 2\beta 2}(-p) \rangle$ should vanish. Having computed $\langle \phi^a_{\alpha 1\beta 1}(p) \phi^b_{\alpha 2\beta 2}(-p) \rangle$ and $\langle F^a_{\alpha 1\beta 1}(p) F^b_{\alpha 2\beta 2}(-p) \rangle$ we can thus infer that $\langle \phi^a_{\alpha 1\beta 1}(p) F^b_{\alpha 2\beta 2}(-p) \rangle$ should cancel the contribution of eq.(4) in the evaluation of $\langle \chi^a_{\alpha 1\beta 1}(p) \chi^b_{\alpha 2\beta 2}(-p) \rangle$. We hope to explicitly verify this.

Computation of the finite parts of the diagrams of Figure (1) is complicated by having to assign a meaning to $\epsilon_{\mu\nu\alpha\beta} \epsilon_{\mu\nu\gamma\delta}$ outside of four dimensions. The n dimensional result for this differs from the four dimensional result by terms of order $(n-4)$; consequently when this expression arises in the course of computing one of the divergent diagrams in Figure (1), the finite part receives an ill defined contribution. The ambiguity in $\epsilon_{\mu\nu\alpha\beta} \epsilon_{\mu\nu\gamma\delta}$ cannot, however, affect the pole piece of these diagrams. This problem does not arise in ref.[2] as there all diagrams contributing to the vector self energy that involve $\epsilon_{\mu\nu\lambda\sigma}$ sum to zero prior to evaluating any loop momentum integrals.

Acknowledgements

NSERC provided financial help. AB's research at Perimeter Institute is supported in part by the Government of Canada through NSERC and by the Province of Ontario through MEDT. Roger Macloud had a helpful suggestion.

References

- [1] S. V. Kuzmin and D. G. C. McKeon, Phys. Lett B 596 (2004) 301.
- [2] F. Chishtie, M. Gagné-Portelance, T. Hanif, S. Homayouni and D. G. C. McKeon, Phys. Lett B 632 (2006) 445.