

November 2006

KUNS-2052

String tension and string susceptibility
in two-dimensional generalized W eingarten model

M asanori H anada and Fukuichiro K ubo

D epartm ent of P hysics, K yoto U niversity, K yoto 606-8502, Japan

hana, kubo@ gauge.scphys.kyoto-u.ac.jp

A bstract

W e study the two-dimensional generalized W eingarten model reduced to a point, which interpolates reduced W eingarten model and the large- N gauge theory. W e calculate the expectation value of the W ilson loop using M onte-Carlo method and determine the string tension and string susceptibility. The numerical result suggests that the string susceptibility approaches to 2 in a certain parametric region, which implies that the branched-polymer configurations are suppressed.

1 Introduction

In this paper, we study a model defined by the action

$$S = \sum_{\epsilon} \sum_{\mathbf{x}} \text{Tr} A^{\mathbf{y}} A^{\mathbf{y}} A^{\mathbf{y}} A^{\mathbf{y}} + \sum_{\mathbf{x}} \sum_{\mathbf{y}} \text{Tr} A^{\mathbf{y}} A^{\mathbf{y}} \left(1 + \frac{1}{\epsilon^2}\right); \quad (1)$$

where $A^{\mathbf{y}}$ ($\mathbf{y} = 1, 2, \dots, d$) are complex $N \times N$ matrices. (In actual numerical calculation shown in section 3, we consider only the case that $d = 2$.) This model¹ interpolates [1] the reduced Weyl model [3] and the large- N reduced $U(N)$ gauge theory [4]. We regard the model (1) as describing an ensemble of random surfaces and study whether it can describe the Nambu-Goto string.

The original Weyl model [5] was proposed as a nonperturbative description of the Nambu-Goto string. This model is defined as follows. Consider the d -dimensional square lattice Z^d and introduce a complex $N \times N$ matrix $A_{\mathbf{x}}$ for each link connecting sites \mathbf{x} and $\mathbf{x} + \hat{\mu}$, in such a way that $A_{\mathbf{x} + \hat{\mu}} = A_{\mathbf{x}}^{\mathbf{y}}$. Then the action of the Weyl model is given by

$$S_W = \sum_{\mathbf{x}} \sum_{\mu} \text{Tr} A_{\mathbf{x}} A_{\mathbf{x} + \hat{\mu}} A_{\mathbf{x} + \hat{\mu}}^{\mathbf{y}} A_{\mathbf{x}}^{\mathbf{y}} + \sum_{\mathbf{x}} \sum_{\mu} \text{Tr} A_{\mathbf{x}}^{\mathbf{y}} A_{\mathbf{x}}; \quad (4)$$

The partition function is given by

$$Z_W = \int \prod_{\mathbf{x}} d\mathbf{m}_N \exp(-S_W); \quad (5)$$

where the measure $d\mathbf{m}_N$ is defined by

$$d\mathbf{m}_N = \prod_{\mathbf{x}; i, j} \frac{1}{N} d[\text{Re}(A_{\mathbf{x}})_{ij}] d[\text{Im}(A_{\mathbf{x}})_{ij}]; \quad (6)$$

Let C_i be closed contours on the lattice. Multiplying A along C_i and taking trace, we obtain Wilson loops $w(C_i)$. The correlator of $w(C_i)$, defined by

$$W(C_1; \dots, C_n) = \frac{1}{Z_W} \int \prod_{\mathbf{x}} d\mathbf{m}_N \exp(-S_W) \frac{1}{N} w(C_1) \dots \frac{1}{N} w(C_n); \quad (7)$$

is evaluated as

$$W(C_1; \dots, C_n) = N^{2-2n} \int \prod_{\mathbf{x}} d\mathbf{m}_N \exp(-S_W) \prod_{i=1}^n \frac{1}{N} w(C_i); \quad (8)$$

¹ This model is the zero-dimensional reduced version of the "interpolating model" proposed in [1]. For $d > 1$, this model is equivalent to the action studied in [2],

$$S = \sum_{\mathbf{x}} \sum_{\mathbf{y}} \text{Tr} (X^{\mathbf{y}} X^{\mathbf{y}} X^{\mathbf{y}} X^{\mathbf{y}}) + \sum_{\mathbf{x}} \sum_{\mathbf{y}} \text{Tr} (X^{\mathbf{y}} X^{\mathbf{y}} - 1)^2; \quad (2)$$

through the identification

$$A^{\mathbf{y}} = \sqrt{1 - \frac{1}{N}} X^{\mathbf{y}}; \quad \text{Tr} (X^{\mathbf{y}} X^{\mathbf{y}} - 1)^2 = \frac{1}{(1 - \frac{1}{N})^2}; \quad (3)$$

where $S(\text{fc};g)$ is the set of surfaces on the lattice whose boundary is $C_1[\frac{1}{h(s)}Ca(s)]$, $Ca(s)$ is the area of the surface s and $h(s)$ is the number of handles of s . If we regard $\log \frac{1}{h(s)}$ and $\frac{1}{N^2}$ as the string tension and the string coupling, respectively, (8) can be interpreted as the sum of random surfaces weighted by the Nambu-Goto action.

Next let us consider the reduced Wiegarten model [3], whose action is given by

$$S_{RW} = N \sum_{\epsilon} \text{Tr} A A^\vee A^\vee + N \sum_{\epsilon=1}^{X^d} \text{Tr} A^\vee A : \quad (9)$$

This action is invariant under the $U(1)^d$ transformation

$$A \rightarrow e^{i\theta} A : \quad (10)$$

If this symmetry is not broken spontaneously in the large- N limit, the correlators of Wilson loops of this model are equal to those of the original Wiegarten model (4). Because the reduced Wiegarten model has only d matrices, numerical calculations are more tractable. This model was studied numerically [6] in the case of $d = 2, 3$ and it was shown that the Wiegarten model does not describe smooth surfaces but branched polymers [7].

One possibility to overcome this difficulty is to consider a modified action (1). This action is motivated by the following observations. First, this model interpolates [1] the original Wiegarten model ($\epsilon = 0$)² and the reduced $U(N)$ gauge theory [4] ($\epsilon = 1$). Because both of them are expected to be related to string theory, it is natural to consider the intermediate region. In this region, this model allows a similar lattice string interpretation to the original Wiegarten model, because the relation (8) holds also in this model as long as a surface s does not intersect itself. Second, the action (1) becomes a set of d copies of a complex one-matrix model with double-well potential. In the case of Hermitian Matrix model, we can describe type 0B string by flipping the sign of the double-well potential [8]. Therefore we expect that also in the case of Wiegarten model worldsheet supersymmetry is introduced by modifying the potential and it may prevent a worldsheet from falling into branched polymer.

This model has been solved analytically only in the special cases $\epsilon = 0$ [1] and $\epsilon = 1$, $d = 2$ [9, 10]. In [2], the parametric region $\epsilon < 1$ has been studied. For sufficiently large N , there are d phase transitions that correspond to the partial breakdowns of $U(1)^d$ symmetry. For $d = 3$, these phase transitions approach smoothly the known phase transitions of the large- N reduced $U(N)$ gauge theory [11, 12] as $N \rightarrow \infty$. For small enough N ($N \geq 2$ in the case of $d = 2$), these two transitions seem to join together. In this paper, we study the parametric region $\epsilon < 1$ in detail in the case of $d = 2$. For a technical reason, we study the maximally twisted model.

The organization of this paper is as follows. In section 2, we provide theoretical preliminaries. In section 3, we show the numerical result. We exhibit the phase diagram in section 3.1 and then determine the string tension and string susceptibility in section 3.2. Section 4 is devoted to conclusions and discussions on future directions. In appendix A we comment on numerical results concerning the generalized Wiegarten model without twist.

² We need the redefinition

$$A^{(\text{original})} = \sqrt{\frac{P}{2A}} A^{(\text{modified})}; \quad (A^{(\text{original})})^2 = \frac{1}{4} (A^{(\text{modified})})^2 : \quad (11)$$

2 Theoretical preliminaries

2.1 Parametric region of the generalized Wiegarten model

We begin with the consideration on the parametric region where the model defined by the action (1) is well-defined. As shown in [2], the action is bounded from below if and only if

$$1 > \frac{1}{d-1}. \quad (12)$$

This can be seen as follows. In order to see whether the action is bounded or not, it is enough to consider the quartic term

$$S_{\text{quartic}} = \frac{1}{N} \sum_{\mu} \text{Tr} A^{\mu} A^{\mu} A^{\mu} A^{\mu} + \frac{1}{N} \sum_{\mu=1}^{X^d} \text{Tr} A^{\mu} A A^{\mu} A : \quad (13)$$

Using the inequality

$$2\text{Re Tr} AB^{\dagger} \leq \text{Tr} AA^{\dagger} + \text{Tr} BB^{\dagger} ; \quad (14)$$

we have

$$2\text{Re Tr} A A A^{\dagger} A^{\dagger} \leq \text{Tr} A^{\dagger} A A A^{\dagger} + \text{Tr} A A^{\dagger} A^{\dagger} A \\ \text{Tr} A^{\dagger} A A^{\dagger} A + \text{Tr} A^{\dagger} A A^{\dagger} A : \quad (15)$$

Summing the spacetime subscripts we obtain

$$\sum_{\mu} \text{Tr} A^{\mu} A^{\mu} A^{\mu} A^{\mu} \leq (d-1) \sum_{\mu=1}^{X^d} \text{Tr} A^{\mu} A^{\mu} : \quad (16)$$

Combining this relation with (13), we obtain the bound (12). This bound is indeed saturated by the unit matrix for example.

For $1 > \frac{1}{d-1}$, although the action is not bounded from below, the model still can be well-defined at large- N [3]. In the original Wiegarten model, the free energy per unit volume $F(N; \lambda)$ is evaluated as

$$\frac{1}{N^2} F(N; \lambda) = \sum_{g=0}^{X^d} \sum_{A=0}^{X^d} \frac{n_g(A)}{N^{2g}} \lambda^A ; \quad (17)$$

where $n_g(A)$ is the number of closed surfaces with genus g and area A . By taking the planar limit $N \rightarrow \infty$ where λ is kept fixed, we obtain

$$\frac{1}{N^2} F(N; \lambda) = \sum_{A=0}^{X^d} n_0(A) \lambda^A : \quad (18)$$

In [13, 14], it was argued that $n_0(A)$ behaves as

$$n_0(A) \sim A^{b-1} k^A \quad (19)$$

for large enough A , where b and k are universal and regularization-dependent constants, respectively. Then, we have

$$\frac{1}{N^2} F(N; \lambda) \sim \sum_{A=0}^{\infty} A^{b-1} (k\lambda)^A; \quad (20)$$

and this quantity is finite for $\lambda < \lambda_c = \frac{1}{k}$. In the same way, the expectation value of the Wilson loop is also finite. Therefore, the original Wiegarten model is well-defined for $\lambda < \lambda_c$ in the large- N limit [3].

In numerical simulations, we cannot take N to be infinite. However, for large enough N there is a metastable state corresponding to the planar limit. The "lifetime" of the metastable state becomes larger as N increases [6].

For generic λ , the measure in the strong coupling expansion is changed from the Gaussian one in the original Wiegarten model as

$$\exp \left[-\frac{1}{N} \sum_{i,j} \text{Tr} A^Y A^X \right] \rightarrow \exp \left[-\frac{1}{N} \sum_{i,j} \text{Tr} A^Y A^X \left(1 + \frac{1}{2} A^2 \right) \right]; \quad (21)$$

Although we cannot evaluate the strong coupling expansion exactly, we simply assume that the effect of the change of the measure can be absorbed into the change of b and λ_c :

$$b; \lambda_c \rightarrow b(\lambda); \lambda_c(\lambda); \quad (22)$$

If this assumption is correct, then the planar limit exists at $\lambda < \lambda_c(\lambda)$ also in this case. As we will see in section 3, the numerical data seems to be consistent with this assumption.

2.2 String tension and string susceptibility

First, let us consider the case of the original Wiegarten model. The number of planar random surfaces on lattice with boundary C and area A is given by [13, 14]

$$n_0(A; C) = A^{b-1} k^A = A^{b-1} \lambda_c^A \quad (23)$$

for large A . Note that $n_0(A; C)$ is A times larger than $n_0(A)$ because there is a degree of freedom corresponding to a choice of a place of a puncture. Then, the expectation value of the Wilson loop is evaluated as

$$\begin{aligned} W(C) &= \sum_{A=0}^{\infty} n_0(A; C) \lambda^A \\ &= \text{const.} \sum_{A=0}^{\infty} A^{b-1} (\lambda_c \lambda)^A \\ W_c(C) &= \text{const.} \sum_{A=0}^{\infty} A^{b-1} \lambda^A; \end{aligned} \quad (24)$$

where $W_c(C) = W(C) \lambda_c^{-A_0}$ and A_0 represents the minimum area surrounded by C . Because the relation (23) can hold only for sufficiently large A , only the leading singularity at $\lambda = \lambda_c$ is reliable in the expression (24).

From this relation, we can read b off. In [5, 6], b is determined to be 1.5. However, as we will see later in this section, branched polymers dominate the path-integral if $b > 2$ [7]. Furthermore,

the string tension is finite even at $\beta = \beta_c$ [15], although in order to take a continuum limit the string tension should approach to zero. For these reasons, the original W eingarten model does not allow a sensible continuum limit.

Next let us consider the parametric region $\beta > 0$. In this case, if we assume the number of random surfaces is changed effectively as (22), then we can expect the following behavior at $\beta_c(\beta)$:

$$W(C) \sim \sum_{A=A_0}^X A^{b(\beta)} (\beta_c(\beta))^A : \\ W_c(C) \sim \text{const.} \cdot \beta_c(\beta)^{b(\beta)-1} + \dots : \quad (25)$$

In section 3 we determine the value of "string susceptibility" $b(\beta)$ based on this relation.

In the latter part of this section, following [7] we show that smooth surfaces (resp. branched polymers) dominate the path integral if the string susceptibility b is smaller (resp. larger) than 2.

The number of planar surfaces with sufficiently large area A is given by (19). Now let us assume that smooth surfaces are dominant for a given b . Then, the number of surfaces with a pinch (Fig.1) is

$$\sum_{A=0}^X n_0(A^0; C) n_0(A-A^0; C) \sim k^A A^b (A-A^0)^b \sim k^A A^{2b+1}; \quad (26)$$

where C represents the punctures to be glued together. In order for the smooth surfaces to

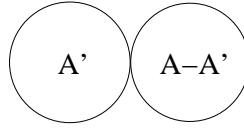


Figure 1: Surface with a pinch.

dominate the path-integral, the number of smooth surfaces $n_0(A)$ must be larger than that of surfaces with pinch. Therefore, we have the following relation:

$$n_0(A) \sim k^A A^{b-1} > k^A A^{2b+1}, \quad b < 2: \quad (27)$$

On the other hand, if $b > 2$, surfaces with more pinches contribute more, and hence branched polymers dominate the path-integral.

3 Numerical results for two-dimensional generalized W eingarten model with maximal twist

In this section, we show the numerical result for two-dimensional generalized W eingarten model. In order to determine the string susceptibility using the ansatz (25), we need to study the metastable region. Therefore, in order to suppress the tunneling effect [6] we studied the maximally twisted reduced model [16]. This amounts to the replacement

$$! \rightarrow ; \quad W[m;n] \rightarrow (\beta)^{m,n} W[m;n]; \quad (28)$$

where $W[m;n]$ represents the expectation value of $m \times n$ rectangular wilson loop.

3.1 Phase diagram

The schematic picture of the phase diagram for the maximally twisted reduced model is shown in Fig 2. The line $\beta = \beta_c$ represents the boundary of the metastable region, i.e. for $\beta < \beta_c$ the "lifetime" of the metastable state becomes longer as N becomes larger. As the value of β increases, this line approaches the boundary of the stable region, $\beta = \beta_1$. For $\beta > \beta_1$, a phase transition takes place at $\beta = \beta_{\text{breakdown}}$. The values of $\beta_{\text{breakdown}}$ seems to go to 1 as $\beta_1 \rightarrow 1$. This is consistent with the analytic result at $\beta = 1$ (i.e. unitary limit), in which no first or second order phase transition exists.

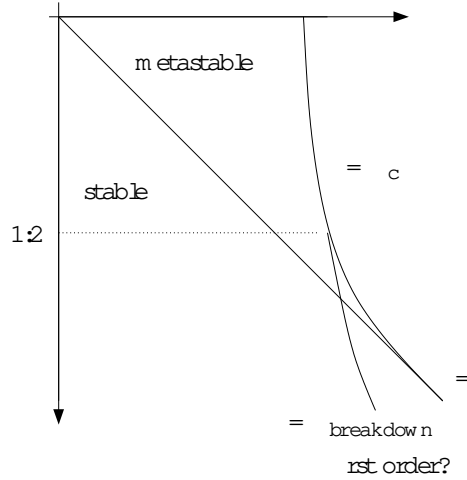


Figure 2: Phase diagram of the two-dimensional generalized Wiegarten model with twist for $\beta_1 = 1$.

A remark is in order here. As shown in appendix A, $\beta_{\text{breakdown}}$ seems to coincide with β_1 in untwisted model which represents the breakdown of the $U(1)^2$ symmetry. Furthermore, the expectation value of the Wilson loop seems to coincide not only at $\beta < \beta_{\text{breakdown}} = \beta_1$ but also at $\beta > \beta_{\text{breakdown}} = \beta_1$. Therefore, it is plausible that the phase transition at $\beta = \beta_{\text{breakdown}}$ corresponds to the breakdown of the $U(1)^2$ symmetry. If this is the case, then the large- N reduction [3, 4] cannot be applied at $\beta > \beta_{\text{breakdown}}$ and hence this model does not allow the lattice-string interpretation in this parametric region.

3.2 Wilson loop

Let $W[m; n]$ be the expectation value of $m \times n$ rectangular wilson loop. We calculated the value of $W[m; n]$ with $m; n = 1; 5$. For each β and T , we fitted the data numerically by using the ansatz

$$W[m; n] = c p^{2(m+n)} e^{T m n}, \quad (29)$$

where $c; p$ and T are constants. The subtlety here is that the numerical result suggests that the effect of perimeter p depends not only on β but also on T . Therefore, we expect the behavior (25)

only when the loop is large enough. In numerical simulation, because we can study only small loops, we should take the perimeter effect into account. Then, we expect

$$p^L W[m;n] - W^0[m;n] - W_c^0[m;n] = \text{const.} \cdot j - c(\beta) j^{b(\beta)-1} + \quad (30)$$

instead of (25). As we will see, this ansatz fits well with the numerical data.

For $N = 100$, only the loops with $m, n < 10$ seem to converge well (see Fig.3 and Fig.4). For this reason, we use only these values to extract the string tension and the string susceptibility.

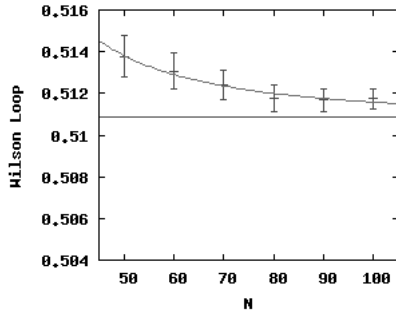


Figure 3: The plot of $W[1;1]$ for $\beta = 3.73$; $\beta_c = 0.4$. The horizontal line is the estimated value in the large- N limit from the fitting $W[1;1] = c_1 + c_2 N^{-c_3}$ where c_1, c_2 and c_3 are constants. We can see a good convergence at $N = 100$.

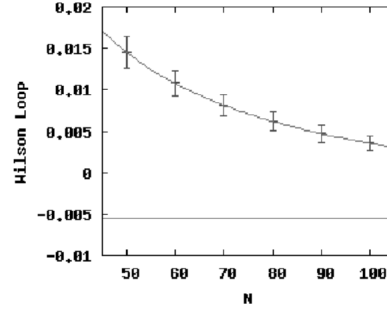


Figure 4: The plot of $W[5;5]$ for $\beta = 3.73$; $\beta_c = 0.4$. The horizontal line is the estimated value in the large- N limit from the fitting $W[5;5] = c_1 + c_2 N^{-c_3}$ where c_1, c_2 and c_3 are constants. We cannot observe a good convergence at this level.

3.2.1 $\beta = 0$: Original Weingarten model

At $\beta = 0$, it is known that [15, 6]

$$b = 1.5: \quad (\text{theory}) \quad (31)$$

Taking the perimeter effect into account, the numerical data agree with this value (Fig.5). From the value of $W[1;1]$, we obtained

$$b = 1.5 \pm 0.02: \quad (\text{numerical}) \quad (32)$$

3.2.2 $0 < \beta < 1.2$

String tension

Taking the perimeter effect into account, we can determine the string tension T (see Fig.6). For fixed β , the string tension T decreases as $\beta \rightarrow \beta_c(\beta)$ (Fig.7). Although the value $T(\beta; \beta_c(\beta))$ decreases as β becomes large, it remains positive (see Fig.8).

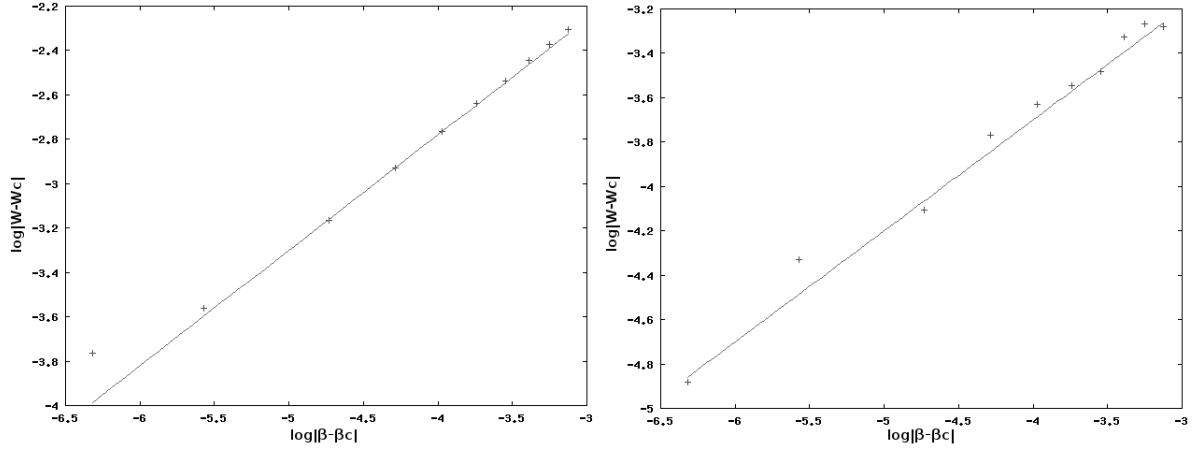


Figure 5: $\log|W_c[m;n] - W[m;n]|$ versus $\log|\beta - \beta_c|$ at $\beta = 0$ (original Weingarten model), $N = 100$. The perimeter effect is taken into account. The slope of the solid line is 0.5. [Left] $(m;n) = (1;1)$. [Right] $(m;n) = (2;1)$.

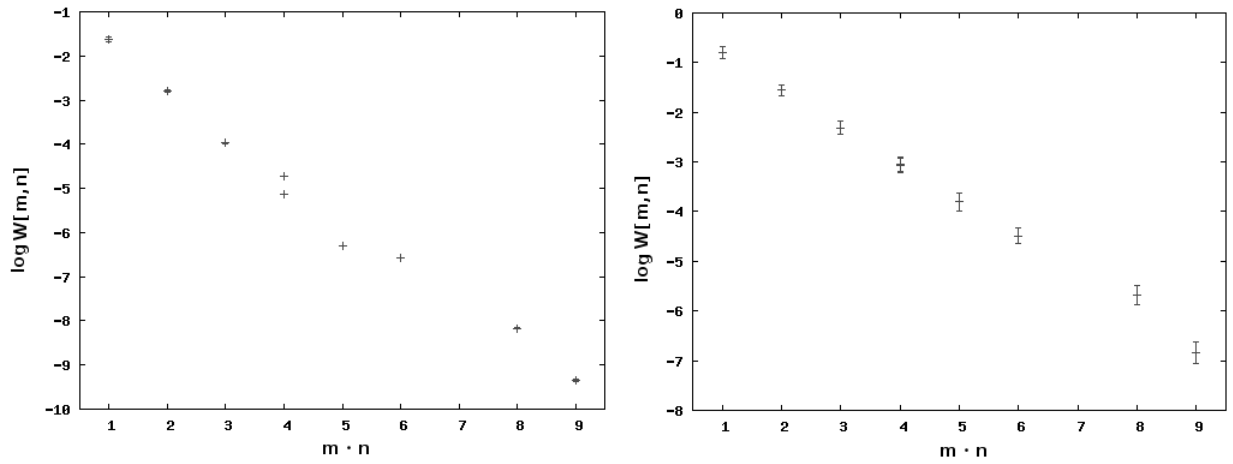


Figure 6: $\log W[m,n]$ versus area $A = m \cdot n$ for $\beta = 1; N = 100$. [Left] The perimeter effect is not taken into consideration. [Right] The perimeter effect is taken into consideration. The slope corresponds to $-T$. The error bars become larger due to the ambiguity of p .

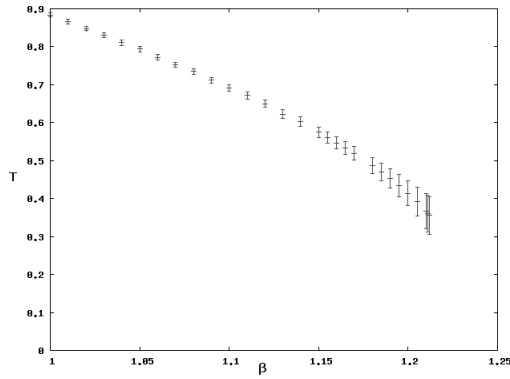


Figure 7: The string tension T at $\beta_c = 1.2$; $N = 100$.

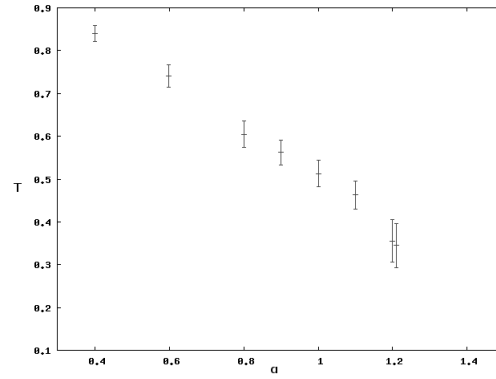


Figure 8: The string tension T at $\beta_c = 1.2$; $N = 100$ for each α .

String susceptibility

We determine the "string susceptibility" $b(\beta)$ using the numerical data and the expression (30). As can be seen from Fig.9, the ansatz (30) agrees with the data better than the ansatz (25). Fig.10 is the plot of $\log |W_c[L;1] - W[L;1]|$ versus $\log |j - j_c|$ for $\beta = 1$. We can read off $b - 1$ from the slope of the fitting line. The value of $b(\beta)$ is plotted in Fig.12. At $\beta = 1.2$, $b(\beta)$ seems to approach 2 (Fig.12). The errorbar is rather crude and comes mainly from an ambiguity of the perimeter effect p . One of reasons why this is so large would be that the deviation of the value of the Wilson loop (at $N = 100$) from that of the large- N limit is not uniform but depends on the size of the loop and the parameters β, α . If we can use larger matrix size N , we would be able to make the errorbar smaller.

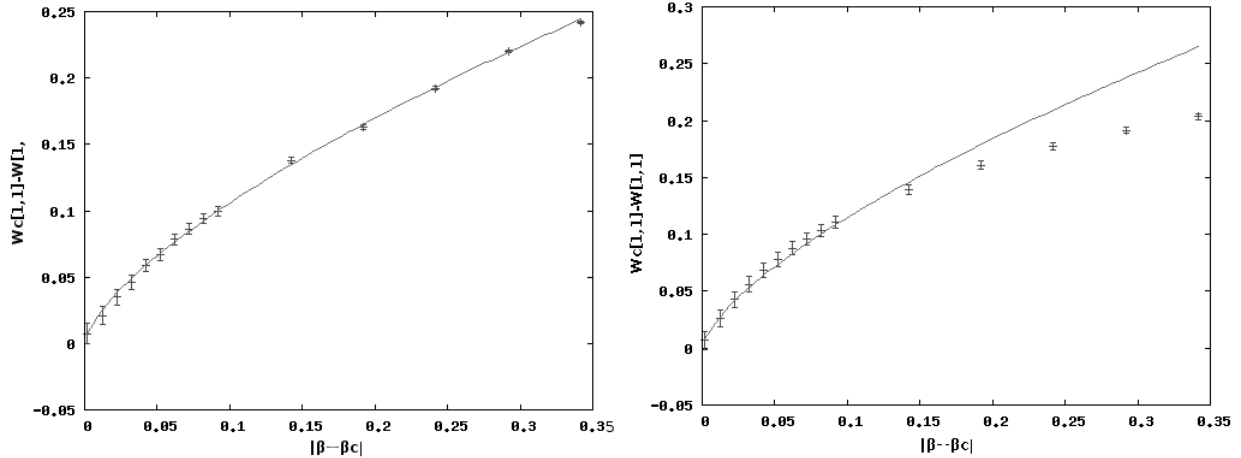


Figure 9: $W_c[L;1] - W[L;1]$ is plotted versus $|j - j_c|$ for $\beta = 1$; $N = 100$. Solid lines represent the fitting lines $W = W_c - \text{const} \cdot |j - j_c|^{b-1}$. [Left] The perimeter effect is taken into consideration. [Right] The perimeter effect is not taken into consideration.

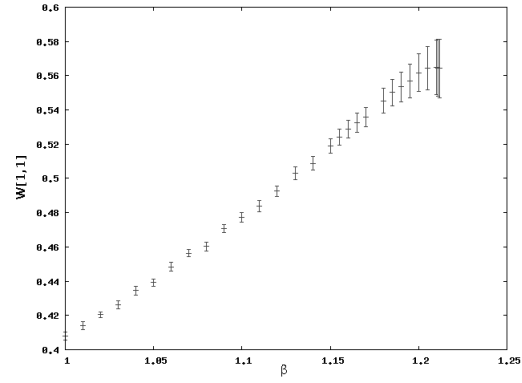
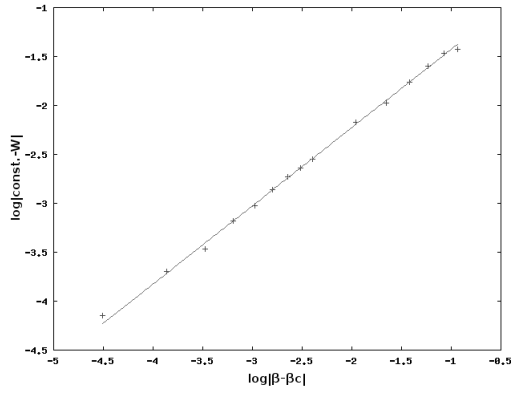


Figure 10: $\log W_c[1;1]$ versus $\log |\beta - \beta_c|$ for $\beta_c = 1; N = 100$. The perimeter effect is taken into consideration. The solid line represents the fitting line, whose slope is $b = 1$.

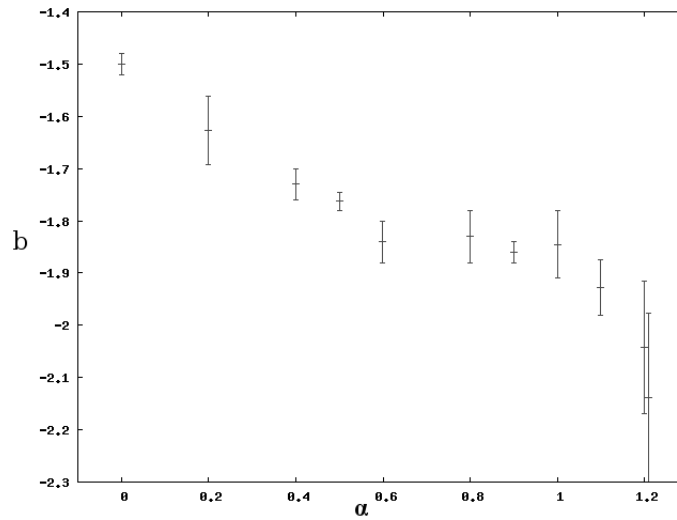


Figure 12: String susceptibility b is plotted versus α . The result $b = -1.5 \pm 0.02$ at $\alpha = 0$ is consistent with the result in [15, 6].

3.2.3 $1/2 < \beta < 1$

In this parametric region, a phase transition takes place at $\beta = \beta_{\text{breakdown}} < \beta_c$. As remarked in section 3.1, the $U(1)^2$ symmetry seems to be broken for $\beta > \beta_{\text{breakdown}}$. Therefore, it is plausible that the reduced model deviates from that on lattice and thus it does not allow the lattice-string interpretation³.

4 Conclusions and discussions

In this paper, we studied the two-dimensional generalized Wiegarten model numerically. If we assume the relation (22) and (30), then the numerical data show that the string susceptibility approaches to 2 as we increase the value of the parameter β to $1/2$. This result suggests that branched-polymer configurations are suppressed in this parametric region. We also found that the string tension decreases. However, we encountered the phase transition before the string tension becomes zero. Therefore, we cannot take a continuum limit in the reduced model studied in this paper.

There are several directions of future studies. First, it is necessary to understand the present model in terms of the random surface and explain why the assumption (22) seems to be consistent with the numerical data. Then, we would be able to clarify whether or not our numerical result really indicate that the branched polymers are suppressed. In addition, such an understanding would be helpful to find better models. Secondly, it is interesting to study the model defined on the lattice [1]. In the case of the large- N reduced d -dimensional $U(N)$ gauge theory ($d = 3$), the breakdown of $U(1)^d$ is the artifact of the reduced model; if the model is defined on the lattice of the size L^d , then the $U(1)^d$ symmetry remains unbroken to the weaker coupling as L becomes larger [11]. If similar phenomenon takes place in the present case, then using the model with $L > 1$ we can study the larger parametric region and may find a point at which we can take a continuum limit. Thirdly, we can also consider the higher-dimensional models. In this case, the parametric region where some of $U(1)$'s remain unbroken can also allow lattice-string interpretation and is worth studying. We hope to report the analysis of these models in future publications.

Acknowledgments

Numerical computations in this work was carried out at Yukawa Institute Computer Facility. The authors thank Hikaru Kawai and Takashi Kanai for stimulating discussions and comments. A part of our simulation codes is that used in the collaboration with them [2]. M.H. also thank Tatsuo Azeanagi, Tomoyoshi Hirata and Yoshinori Matsuo for useful discussions. M.H. would like to thank the Japan Society for the Promotion of Science for financial support. He was also supported in part by JSPS and French Ministry of Foreign Affairs under the Japan-France Integrated Action Program (SAKURA). He would like to thank CEA/Saclay and Ivan Kostov for hospitality. F.K. was supported in part by a Grant-in-Aid for the 21st Century COE "Center for Diversity and Universality in Physics".

³ Similar phenomena in the unitary gauge theory have been studied in [17].

A Comparison with two-dimensional generalized W eingarten model without twist

A.1 Two-dimensional generalized W eingarten model without twist

In this section, we consider the original, untwisted generalized W eingarten model in two dimensions.

At large β there are two lines of first order phase transitions. We call them β_1 and β_2 in ascending order. They correspond to the breakdown of the $U(1)^2$ symmetry. If we increase β with β_1 fixed, $U(1)^2$ is broken to $U(1)$ at β_1 and then is broken completely at β_2 . The values of β_1 and β_2 seem to go to 1 as $\beta_1 \rightarrow 0$. This is consistent with the analytic result, in which $U(1)^2$ is not broken. At small β , β_1 and β_2 seem to join together. This transition persists to $\beta = 1/2$ where it merges with the boundary of the metastable parametric region. Near the boundary of the well-defined region $\beta < 1/2$, the $U(1)^2$ symmetry is restored. In Fig.13, this line of restoration of $U(1)^2$ is drawn by a dotted line near $\beta = 1/2$, because the restoration cannot be seen clearly in this region.

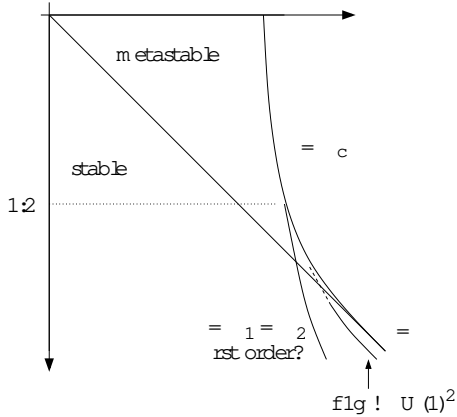


Figure 13: Phase diagram of the two-dimensional generalized W eingarten model without twist for $\beta_1 = 1$.

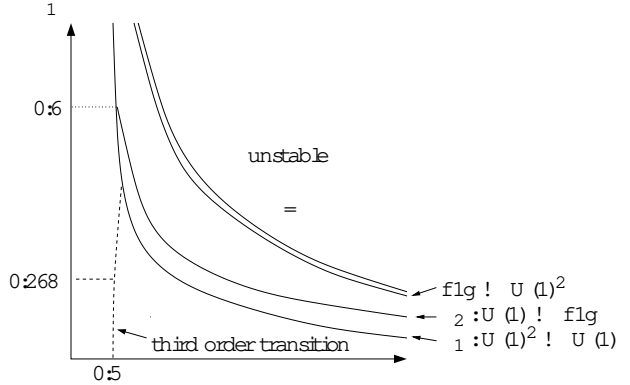


Figure 14: Phase diagram of the two-dimensional generalized W eingarten model without twist for $\beta_1 < 1$. (This figure is based on Fig. 10 of [2].)

In the parametric region where the $U(1)^2$ symmetry is not broken, our reduced model is equivalent to the model defined on the lattice \mathbb{Z}^2 through the large- N reduction. If this symmetry breaks, then the reduced model deviates from that on lattice and does not allow the lattice-string interpretation⁴.

⁴ For $d \geq 3$, if $U(1)^{d^0}$ remains unbroken, then this model would be equivalent to a model defined on d^0 -dimensional lattice coupled to $d - d^0$ adjoint scalars. For this reason, such parametric region is of interest in this case. Note that the $U(1)$'s does not necessarily break one-by-one in the case of twisted model.

A.2 Comparison of untwisted and twisted models

In this subsection, in order to avoid a confusion we distinguish the physical quantities in the twisted model by using the subscript T. For example, Wilson loops are denoted as

$$W[n;n](\beta) : \text{without twist} \quad (33)$$

$$W_T[n;n](\beta) = (\beta)^{m_n} W[n;n](\beta) : \text{with maximal twist} \quad (34)$$

Here we have included a phase $(\beta)^{m_n}$ so that two prescriptions give the same value at strong coupling region:

$$W[n;n](\beta) = W_T[n;n](\beta) : \quad (\text{strong coupling}) \quad (35)$$

In Fig.15, we plotted the expectation value of 1×1 Wilson loops for $\beta = 0.3$. We can see that $W[1;1]$ and $W_T[1;1]$ indeed take the same value. We can also see that the expectation values of the action are almost the same (Fig.16). A little bit amazingly, two prescriptions seem to give the

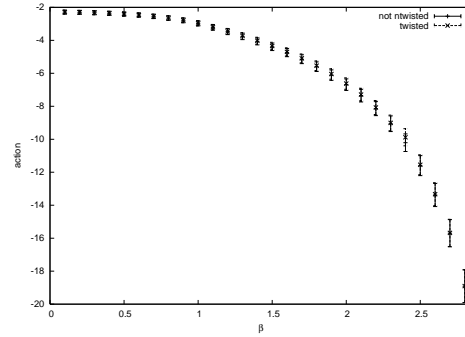
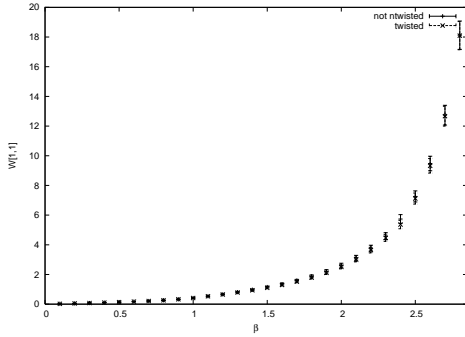


Figure 15: Plot of the expectation value of 1×1 Wilson loop for $\beta = 0.3; N = 50$. Figure 16: Plot of the expectation value of the action for $\beta = 0.3; N = 50$.

same expectation values of the Wilson loops not only in the strong coupling region but also in the weak coupling region which is separated from the strong coupling region by a phase transition; indeed, as can be seen from Fig.17, phase transitions take place at $\beta_1(\beta = 0.3)$ both in twisted and untwisted models. In the case of the untwisted model, this transition corresponds to the breakdown of $U(1)^2$. (see Fig.18.) In the case of the twisted model, because the expectation value of $\text{Tr} A_j$ remains almost zero, this transition would not correspond to the complete breakdown of one of $U(1)$'s; it may represent a breakdown to Z_n for some integer n .⁵

References

- [1] E.M. Ilgenfritz, Y.M. Makeenko and T.V. Shakhbazian, On the relation between many color QCD and the free Nambu string on the lattice, Phys. Lett. B172 (1986) 81.
- [2] M. Hanada, T. Kanai, H. Kawai and F. Kubo, Phase structure of the large- N reduced gauge theory and generalized Weyl model, Prog. Theor. Phys. 115 (2006) 1167, hep-th/0604065.

⁵ Similar guess is given in [17] in the case of the four-dimensional twisted Eguchi-Kawai model.

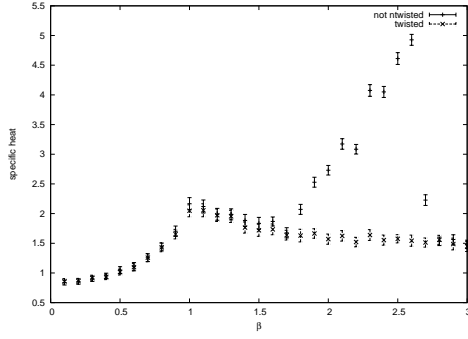


Figure 17: Plot of the specific heat for β from 0 to 3; $N = 50$.

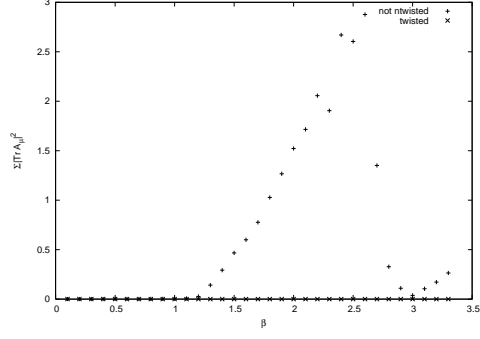


Figure 18: Plot of the expectation value of $\text{Tr} A_j^2$ for β from 0 to 3; $N = 50$.

- [3] T. Eguchi and H. Kawai, Planar random surfaces on the lattice, Phys. Lett. B 114 (1982) 247.
- [4] T. Eguchi and H. Kawai, Reduction of dynamical degrees of freedom in the large N gauge theory, Phys. Rev. Lett. 48 (1982) 1063.
- [5] D. Weinarten, Pathological lattice field theory for interacting strings, Phys. Lett. B 90 (1980) 280.
- [6] H. Kawai and Y. Okamoto, Entropy of planar random surfaces on the lattice, Phys. Lett. B 130 (1983) 415.
- [7] H. Kawai, Quantum gravity and random surfaces, Nucl. Phys. B (Proc. Suppl.) 26 (1992) 93.
- [8] T. Takayanagi and N. Touloubas, A matrix model dual of type 0B string theory in two dimensions, JHEP 0307 (2003) 064, hep-th/0307083; M. R. Douglas, I. R. Klebanov, D. Kutasov, J. Maldacena, E. Martinec and N. Seiberg, A new hat for the $c = 1$ matrix model, In *Shifman, M. (ed.) et al.: From fields to strings, vol. 3:1758, hep-th/0307195.
- [9] G. Pauti and P. Rossi, A solution of Wilson's loop equation in lattice QCD in two-dimensions, Phys. Lett. B 92 (1980) 321.
- [10] D. J. Gross and E. Witten, Possible third order phase transition in the large N lattice gauge theory, Phys. Rev. D 21 (1980) 446.
- [11] R. Narayanan and H. Neuberger, Large N reduction in the continuum three dimensional Yang-Mills theory, Phys. Rev. Lett. 91 (2003) 081601, hep-lat/0303023; J. Kiskis, R. Narayanan and H. Neuberger, Does the crossover from perturbative to nonperturbative physics in QCD become a phase transition at infinite N ?, Phys. Lett. B 574 (2003) 65, hep-lat/0308033.
- [12] T. Hotta, J. Nishimura and A. Tsuchiya, Dynamical aspects of large N reduced models, Nucl. Phys. B 545 (1999) 543, hep-th/9811220.
- [13] T. Eguchi and H. Kawai, Number Of Random Surfaces On The Lattice And The Large N Gauge Theory, Phys. Lett. B 110 (1982) 143.

- [14] B. Durhuus, J. Fröhlich and T. Jonsson, "Selfavoiding And Planar Random Surfaces On The Lattice," Nucl. Phys. B 225 (1983) 185.
- [15] B. Durhuus, J. Fröhlich and T. Jonsson, "Critical Behavior In A Model Of Planar Random Surfaces," Nucl. Phys. B 240 (1984) 453.
- [16] A. Gonzalez-Arroyo and M. Oka, "The Twisted Eguchi-Kawai Model: A Reduced Model For Large N Lattice Gauge Theory," Phys. Rev. D 27 (1983) 2397.
- [17] A. Gonzalez-Arroyo, R. Narayanan and H. Neuberger, "Large N reduction on a twisted torus," Phys. Lett. B 631 (2005) 133; hep-lat/0509074.