

## Recurrent Acceleration in Dilaton-Axion Cosmology

Julian Sonner and Paul K. Townsend

Department of Applied Mathematics and Theoretical Physics  
Centre for Mathematical Sciences, University of Cambridge  
Wilberforce Road, Cambridge, CB3 0WA, UK

### Abstract

A class of Einstein-dilaton-axion models is found for which almost all flat expanding homogeneous and isotropic universes undergo recurrent periods of late-time acceleration. A subclass is found for which all such universes undergo a continuous early-time acceleration, which can be arbitrarily large. We also extend a recent result on eternal acceleration of open universes from hyperbolic compactification to flux compactification.

# 1 Introduction

The discovery that the expansion of our Universe is accelerating, presumably due to “dark energy”, together with the compatibility of recent astronomical observations with the hypothesis of an earlier inflationary epoch, has given a new impetus to studies of cosmologies driven by scalar fields. Models with a single scalar field have a long history. In more recent times, models with two or more scalars have attracted much attention. Of particular relevance here is the work of Billyard et al. on dilaton-axion models [1] because the models we study include one studied by them.

Here we suppose that a dilaton field  $\sigma$  and axion field  $\chi$ , which together define a map from a  $D$ -dimensional spacetime to a hyperbolic space with an  $Sl(2; \mathbb{R})$ -invariant metric, are coupled to gravity. The  $Sl(2; \mathbb{R})$ -invariance must be broken by any non-constant scalar field potential, but if we require only invariance under dilatations then an exponential potential for the dilaton is allowed. These considerations lead to a low-energy Lagrangian density of the form

$$\mathcal{L} = \sqrt{-\det g} \left[ R - \frac{1}{2} (\partial\sigma)^2 - \frac{1}{2} e^{\mu\sigma} (\partial\chi)^2 - \Lambda e^{-\lambda\sigma} \right] \quad (1.1)$$

where  $\mu$  and  $\lambda$  are constants, as is the ‘cosmological constant’  $\Lambda$ , which we here assume to be positive. We may choose  $\lambda \geq 0$  without loss of generality but then the sign of  $\mu$  is significant, so we allow for either sign. Note that  $|\mu|$  is proportional to the radius of the hyperbolic target space. When  $\mu = 0$ , the target space is flat and the axion field decouples; the resulting cosmologies were studied in [2, 3] so we assume here that  $\mu \neq 0$ . Models of this type can be motivated in various ways. For example the Freedman-Schwarz  $D = 4$  supergravity theory [4] has a consistent truncation to (1.1) with  $2\lambda = -\mu = 2$ .

We shall study flat FLRW cosmological solutions of the above model as a function of the parameters  $\mu$  and  $\lambda$ . The  $D = 4$  model with  $\lambda = -\mu = 2$  was previously studied by Billyard et al. [1] with a string-theory motivation that led them to consider a ‘string-frame’ metric rather than the Einstein-frame metric implicit in (1.1). They found an interesting quasi-cyclic evolution of flat cosmological models that they interpreted as successive periods of expansion and contraction. As we point out here, the Einstein-frame universe is either eternally expanding or eternally contracting, but each undergoes successive periods of *acceleration*. The ‘string-frame’ cosmologies of [1] also undergo successive periods of acceleration because this is an immediate consequence of re-expansion following a period of contraction, but acceleration in non-Einstein frames does not imply acceleration in the Einstein frame; in particular, a flat Einstein-frame universe cannot smoothly pass from contraction to expansion (see e.g. [5]) so this source of cosmic acceleration is not available in the Einstein frame.

Of course, there is no physical significance to the choice of frame within the models we consider but this choice becomes significant once one considers the additional fields needed for a realistic theory. In this larger context, the choice of Einstein frame is equivalent to the assumption that the energy-momentum-stress tensor of the matter

fields responsible for structure couple to the Einstein-frame metric, an assumption that is consistent with observations.

Our main result is that, for one choice of the direction of time, the late-time behaviour of almost all flat FLRW cosmological solutions of the model defined by (1.1) is a quasi-cyclic alternation between periods of acceleration and deceleration provided that  $\lambda$  is sufficiently large and  $\mu$  sufficiently small. The early-time behaviour of these cosmologies is dominated by a fixed-point solution at which one has power-law inflation for  $\mu$  negative with sufficiently large  $|\mu|$ . In these cases, an initial period of acceleration is ultimately followed by a period of deceleration, which is itself followed by recurrent periods of acceleration separated by ever-longer periods of deceleration. A similar behaviour has been found in some “multi-exponential potential models” [6] but here one can tune the parameters to arrange for the initial acceleration to be as large as one wishes. Thus, one has a model in which an initial period of inflation comes naturally to an end, as in hybrid inflation [7] but by means of an entirely different mechanism.

The model defined by (1.1) can be consistently truncated by taking  $\chi = \chi_0$ , for any constant  $\chi_0$ . Solutions of the resulting Einstein-dilaton model are therefore also solutions of the Einstein-dilaton-axion model, and this provides a useful check on our results. The Einstein-dilaton model has been much studied in the past, but a number of features in relation to cosmic acceleration of open FLRW universes have come to light only recently. In particular, the conditions have been found under which eternal acceleration is possible in Einstein-dilaton models arising from compactification on a hyperbolic manifold [8]. Here we extend this result, in the form of a conjecture, to the class of Einstein-dilaton models that arise from flux compactifications.

## 2 Preliminaries

We consider a  $D$ -dimensional FLRW spacetime with metric

$$ds_D^2 = -e^{2\alpha\varphi(\tau)} f^2(\tau) d\tau^2 + e^{2\beta\varphi(\tau)} d\Sigma_k^2 \quad (2.2)$$

where  $d\Sigma_k^2$  is the metric for a  $(D-1)$ -dimensional maximally symmetric space of constant curvature  $k = -1, 0, 1$ , and  $\alpha, \beta$  are the  $D$ -dependent constants

$$\alpha = \sqrt{\frac{(D-1)}{2(D-2)}}, \quad \beta = 1/\sqrt{2(D-1)(D-2)}. \quad (2.3)$$

Supposing that  $\sigma$  and  $\chi$  are functions only of  $\tau$ , we find that the field equations reduce to equations of motion, and a constraint, for the variables  $(\varphi, \sigma, \chi)$  that are the Euler-Lagrange equations of the effective Lagrangian

$$L_{eff} = \frac{1}{2} [f^{-1} (\dot{\varphi}^2 - \dot{\sigma}^2 - e^{\mu\sigma} \dot{\chi}^2) - f e^{2\alpha\varphi} (k\beta^{-2} e^{-2\beta\varphi} - 2\Lambda e^{-\lambda\sigma})] \quad (2.4)$$

where the overdot indicates differentiation with respect to  $\tau$ . We may take  $f$  to be any positive function. We may also make any choice of the positive constant  $\Lambda$  since

its value is changed by a shift of  $\sigma$ . It is convenient to choose

$$f = e^{-\alpha\varphi + \frac{1}{2}\lambda\sigma}, \quad 2\Lambda = 1, \quad (2.5)$$

and to define

$$u = \dot{\sigma}, \quad v = \dot{\varphi}. \quad (2.6)$$

In this case, the equations of motion following from the effective lagrangian are equivalent to the coupled ordinary differential equations

$$\begin{aligned} \dot{u} &= -\alpha uv + \frac{1}{2}(\lambda - \mu)(u^2 + 1) + \frac{\mu}{2}v^2 + \frac{\mu k}{2\beta^2}e^{\lambda\sigma - 2\beta\varphi} \\ \dot{v} &= -\alpha v^2 + \frac{1}{2}\lambda uv + \alpha - \frac{k}{2\alpha\beta^2}e^{\lambda\sigma - 2\beta\varphi}, \end{aligned} \quad (2.7)$$

together with the constraint

$$\dot{\chi}^2 = e^{-\mu\sigma} \left[ v^2 - u^2 - 1 + \frac{k}{\beta^2}e^{\lambda\sigma - 2\beta\varphi} \right]. \quad (2.8)$$

The  $\chi$  equation of motion is implied by differentiating the constraint.

The spacetime metric can be put in the standard FLRW form

$$ds^2 = -dt^2 + S^2(t) d\Sigma_k^2 \quad (2.9)$$

by defining

$$dt = e^{\frac{1}{2}\lambda\sigma} d\tau, \quad S(t) = e^{\beta\varphi(\tau)}. \quad (2.10)$$

The condition for the universe to be expanding is  $dS/dt > 0$ , which is equivalent to  $\dot{\varphi} > 0$ . The condition for positive acceleration is  $d^2S/dt^2 > 0$ , which is equivalent to

$$\dot{v} + \beta v^2 - \frac{\lambda}{2}uv > 0. \quad (2.11)$$

We will now consider in turn the two special cases of (i) constant axion and (ii)  $k = 0$ . In these two cases the problem can be reduced to the analysis of a 2-dimensional autonomous dynamical system. For both cases, it is convenient to define

$$\lambda_c = 2\sqrt{\alpha\beta} = \sqrt{\frac{2}{D-2}}, \quad \lambda_h = 2\alpha = \sqrt{D-1}\lambda_c. \quad (2.12)$$

These quantities have a general convention-independent significance, but take the above particular values in our conventions.

### 3 Constant Axion

It is consistent to seek solutions of (2.7) and (2.8) by setting  $\dot{\chi} = 0$ , in which case it is convenient to use the constraint to eliminate the  $k$ -dependent terms from the equations of motion. The resulting equations of motion are

$$\dot{u} = -\alpha uv + \frac{1}{2}\lambda(u^2 + 1), \quad \dot{v} = -\beta(v^2 - 1) - \frac{1}{2\alpha}u^2 + \frac{1}{2}\lambda uv, \quad (3.13)$$

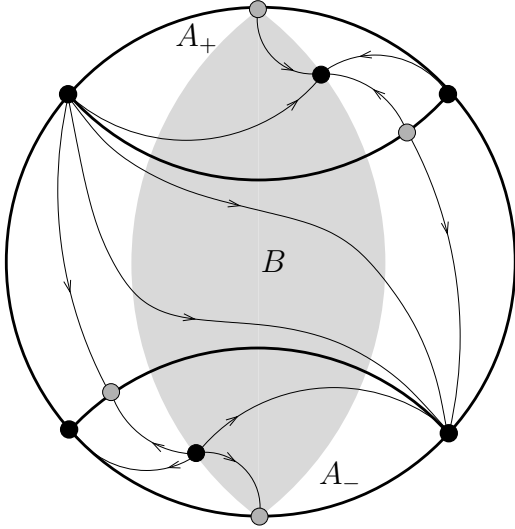


Figure 1:  $\lambda_c < \lambda \leq \bar{\lambda} \leq \lambda_h$ , and  $D \leq 9$ . The acceleration region is shaded. Regions  $A_{\pm}$  correspond to open universes that are either expanding ( $A_+$ ) or contracting ( $A_-$ )

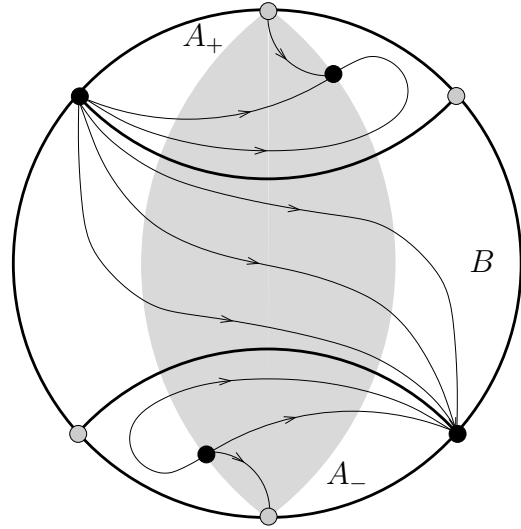


Figure 2:  $\lambda > \lambda_h$ , and  $D \geq 10$ . The acceleration region is shaded. Note the (separatrix) trajectory of region  $A_+$  that lies entirely within the acceleration region.

and the constraint is

$$u^2 - v^2 + 1 = \frac{k}{\beta^2} e^{\lambda\sigma - 2\beta\varphi}. \quad (3.14)$$

Equations (3.13) define a two-dimensional autonomous system, analyzed by Halliwell for  $D = 4$  [9]. The generalization to arbitrary  $D$  was given in [3]. In these references, the phase portraits were presented in the  $(u, v)$  plane. Here we summarize the results of a *global* phase plane analysis [10], paying particular attention to cosmic acceleration, which occurs when

$$u^2 < 2\alpha\beta. \quad (3.15)$$

By using alternative phase plane coordinates one can study the nature of the trajectories at infinity, fixed points in particular. Actually, since trajectories at infinity are the same for positive and negative  $\Lambda$ , the phase-plane portrait for  $\Lambda > 0$  can be joined to the phase-plane portrait for  $\Lambda < 0$  at infinity. The resulting ‘total’ phase plane is topologically a sphere. The fixed points on the sphere have positions that are functions of  $\lambda$  and they all are hyperbolic for finite (non-negative)  $\lambda$  except when

- (i)  $\lambda = \lambda_c$ . The  $k = 0$  and  $k \neq 0$  fixed points in the  $(u, v)$  plane coincide at this ‘critical’ value of  $\lambda$ , which is a transcritical bifurcation point in the family of dynamical systems parametrized by  $\lambda$  [11].
- (ii)  $\lambda = \lambda_h$ . This was called the ‘hypercritical’ point in [3]. The  $k = 0$  fixed point goes to infinity at this value of  $\lambda$ . Globally, this value of  $\lambda$  is another transcritical bifurcation [10].

Here we are concerned only with the hemisphere that contains the trajectories of the  $\Lambda > 0$  model, including the circle at infinity. This is illustrated for  $\lambda > \lambda_c$  in Figs. 1&2, where the shaded region is the acceleration region. Fig. 1 applies for  $\lambda < \lambda_h$  and Fig. 2 for  $\lambda > \lambda_h$ . These two cases arise naturally in compactifications from general relativity in a higher dimension, with  $\lambda < \lambda_h$  arising from compactification on hyperbolic spaces and  $\lambda > \lambda_h$  arising from flux compactifications (see e.g. [12]). Trajectories in region  $A_+$  correspond to expanding open ( $k = -1$ ) universes, while those in region  $A_-$  correspond to contracting open universes. Region  $B$  trajectories correspond to closed ( $k = 1$ ) universes, which may be contracting or expanding. Note that there are two fixed points that are simultaneously in  $A_+$  and on the boundary of the acceleration region. The fixed point at infinity is a saddle and there is a separatrix trajectory that connects it to the other of these two fixed points, which is either a stable focus or a stable node depending on both  $\lambda$  and  $D$ . This is a general feature for  $\lambda > \lambda_c$ , which we assume in the following. As shown in [3], this  $k = -1$  fixed point at finite  $(u, v)$  is a stable focus when both  $D \leq 9$  and

$$\lambda > \bar{\lambda} \equiv \frac{4}{\sqrt{(10-D)(D-2)}}. \quad (3.16)$$

Otherwise it is a stable node. Note that

$$\lambda_c < \bar{\lambda} \leq \lambda_h \quad (3.17)$$

where the second inequality is saturated for  $D = 9$ .

A node is diffeomorphic to a focus and, consequently, they are often regarded as equivalent in texts on dynamical systems. However, the distinction is physically relevant in the present context because a diffeomorphism would alter the boundary of the acceleration region. In the approach to a focus on the boundary of this region a trajectory will ultimately cycle in and out of the region. In contrast, in the approach to a node on the boundary of the acceleration region, a generic trajectory will ultimately be continuously inside or continuously outside the region. Moreover, for a node the possibility arises that the above-mentioned separatrix trajectory will lie entirely in the acceleration region; no other trajectory can have this property because the fixed point at infinity on the acceleration boundary is a saddle. A natural conjecture is that the separatrix trajectory lies entirely inside the acceleration region if and only if the ‘internal’ fixed point is a node rather than a focus. This is illustrated for  $\lambda < \lambda_h$  in Fig. 1, and for  $\lambda > \lambda_h$  in Fig. 2.

This conjecture is consistent with recent results of Andersson and Heinzle [8], as we now explain. These authors considered open universes in  $D = 1 + m$  dimensions ( $m \geq 2$ ) arising from compactification on an  $n$ -dimensional compact hyperbolic space. The equations that they consider are the same as those deduced from an effective  $D$ -dimensional Einstein-dilaton theory with (see e.g. [13])

$$\lambda = \sqrt{\frac{2(m+n-1)}{n(m-1)}} \equiv \lambda_{AH}, \quad (n \geq 2). \quad (3.18)$$

Note that  $\lambda_c < \lambda_{AH} < \lambda_h$ , so the fixed points are as shown in Fig. 1 rather than Fig. 2. The global phase space of Andersson and Heinzle is region  $A_+$  in Fig. 1. They proved that the separatrix trajectory lies entirely within the acceleration region if and only if  $n + m + 1 \geq 10$ . This result is consistent with our conjecture (and proves it for some cases). To see this, we first note that the condition  $n + m + 1 \geq 10$  is automatically satisfied if  $m \geq 9$ , but then  $D \geq 10$  and it is also true that the ‘internal’ fixed point is a node. For  $m \leq 8$ , we have a node only if  $\lambda < \bar{\lambda}$ , but one can show that

$$\lambda_{AH} \leq \bar{\lambda} \Leftrightarrow \frac{2(9 - n - m)}{n(9 - m)} \leq 0 \quad (3.19)$$

and hence that the ‘internal’ fixed point is a node if and only if  $n + m + 1 \geq 10$ . Thus, our conjecture is supported by the results of [8] but predicts the existence of an eternally accelerating trajectory for  $D \leq 8$  as long as  $\lambda > \bar{\lambda}$ , and also to  $\lambda > \lambda_h$  when  $D \geq 10$ , as shown in Fig. 2. As mentioned above, this latter case is applicable to flux compactifications.

It should be noted that eternal acceleration contradicts observations, which are also consistent with the universe being flat, so eternally accelerating  $k = -1$  universes are of little astronomical interest. For the remainder of the paper we consider only flat universes, and we seek solutions that undergo multiple periods of acceleration.

## 4 Varying axion: flat cosmologies

Another case, in which the dynamics is reducible to that of a two-dimensional autonomous dynamical system is that of spatially flat cosmologies, but now allowing for arbitrary motion on the axion-dilaton target space. In this case, the equations of motion that follow from the effective Lagrangian are equivalent to the equations

$$\begin{aligned} \dot{u} &= -\alpha uv + \frac{1}{2}(\lambda - \mu)(u^2 + 1) + \frac{1}{2}\mu v^2, \\ \dot{v} &= -\alpha v^2 + \frac{1}{2}\lambda uv + \alpha \end{aligned} \quad (4.20)$$

which define a 2-dimensional autonomous dynamical system, and the constraint

$$\dot{\chi}^2 = e^{-\mu\sigma} [v^2 - u^2 - 1], \quad (4.21)$$

which restricts the physical phase space by the inequality

$$v^2 - u^2 - 1 \geq 0. \quad (4.22)$$

Note that this is a non-compact region of the  $(u, v)$  plane.

Before proceeding, it is convenient to introduce new variables that will allow a compactification of the phase space and thus facilitate the analysis of any fixed points at infinity. We choose these ‘global’ variables to be

$$x = uv^{-1}, \quad y = v^{-1}, \quad \Longleftrightarrow \quad u = xy^{-1} \quad v = y^{-1}. \quad (4.23)$$

In addition we rescale the independent variable  $\tau \rightarrow \hat{\tau}$ , such that

$$|v|d\tau = d\hat{\tau}. \quad (4.24)$$

The constraint now implies that  $x^2 + y^2 \leq 1$ , so that the allowed region of the  $(u, v)$  phase plane has been mapped to the unit disk. The phase portrait is invariant (up to direction of the trajectories) under reflection about the  $x$ -axis so the variables  $(x, \tilde{y})$  with  $\tilde{y} = y^2$  constitute another possible choice of global variables; this choice was made in [1] but our choice makes the issues of expansion and acceleration clearer.

The equations defining the dynamical system in the  $(x, y; \hat{\tau})$  variables are

$$\begin{aligned} \frac{dx}{d\hat{\tau}} &= \text{sgn}(y) \left[ y^2 \left[ \frac{1}{2}(\lambda - \mu) - \alpha x \right] + \frac{\mu}{2}(1 - x^2) \right] \\ \frac{dy}{d\hat{\tau}} &= |y| \left[ \alpha - \frac{1}{2}\lambda x - \alpha y^2 \right]. \end{aligned} \quad (4.25)$$

The system essentially splits into two independent dynamical systems for the two possible signs of  $y$ . Without loss of generality we discuss the case  $y > 0$ . Fixed points associated with infinite values of  $u$  and  $v$  have the following  $(x, y)$  coordinates, and eigenvalues :

$$(\pm 1, 0) : \left\{ \alpha \mp \frac{\lambda}{2}, \mp \mu \right\}. \quad (4.26)$$

The nature of the fixed points at infinity therefore depends on the values of  $\lambda$  and  $\mu$ . Excluding  $\mu = 0$  and  $\lambda \neq \lambda_h$ , which yields non-hyperbolic fixed points, we have:

- $\lambda < \lambda_h, \mu > 0$ :  $(1, 0)$  is a saddle, and  $(-1, 0)$  is an unstable node.
- $\lambda < \lambda_h, \mu < 0$ :  $(1, 0)$  is an unstable node, and  $(-1, 0)$  is a saddle.
- $\lambda > \lambda_h, \mu > 0$ :  $(1, 0)$  is a stable node, and  $(-1, 0)$  is a saddle.
- $\lambda > \lambda_h, \mu < 0$ : both  $(1, 0)$  and  $(-1, 0)$  are saddles.

Continuing with the analysis of the equilibria, we note that for  $\lambda < \lambda_h$  we have a pair of fixed points on the unit circle, one with  $y > 0$  and the other with  $y < 0$ . The  $(x, y)$  coordinates, and eigenvalues, of the  $y > 0$  fixed point, are

$$\frac{1}{2\alpha} \left( \lambda, \sqrt{\lambda_h^2 - \lambda^2} \right) : \left\{ \frac{1}{4\alpha}(\lambda^2 - \lambda_h^2), \frac{\lambda}{2\alpha}(\mu_c - \mu) \right\}, \quad (4.27)$$

where

$$\mu_c = -\frac{1}{\lambda} (\lambda_h^2 - \lambda). \quad (4.28)$$

This type of fixed point is a stable node for  $\mu > \mu_c$  and a saddle for  $\mu < \mu_c$ . It is non-hyperbolic on the curve  $\mu = \mu_c(\lambda)$ , but we will leave consideration of these cases to another article [10]. We note, however, that the Freedman-Schwarz supergravity model mentioned in the introduction has  $\mu = \mu_c$ , with  $\lambda = \lambda_c$ , so this is an example of a model with non-hyperbolic fixed points.



Finally, there is at most one fixed point at  $y > 0$  in the interior of the unit circle. Its  $(x, y)$  coordinates, and eigenvalues, are

$$\left( \frac{2\alpha}{\lambda - \mu}, \sqrt{\frac{\mu}{\mu - \lambda}} \right) : \{E_+, E_-\} \quad (4.29)$$

where

$$E_{\pm} = \frac{1}{2(\lambda - \mu)} \left( \alpha\mu \pm \sqrt{\mu\Delta(\lambda, \mu, \alpha)} \right) \quad (4.30)$$

and

$$\Delta(\lambda, \mu, \alpha) = \alpha^2\mu_c + 2\lambda(\mu - \mu_c)^2 - 7\alpha^2(\mu - \mu_c). \quad (4.31)$$

The condition that this fixed point be inside the allowed region can be shown to reduce to

$$\mu < \inf[0, \mu_c]. \quad (4.32)$$

Since this condition implies  $\mu - \mu_c \leq 0$ , we have that for  $\lambda > 2\alpha$ ,  $\Delta(\lambda, \mu, \alpha) \geq 0$ . Furthermore since (4.32) requires  $\mu < 0$ , the eigenvalues  $E_{\pm}$  are complex and may be written as

$$E_{\pm} = -\frac{1}{2(\lambda - \mu)} \left( \alpha|\mu| \pm i\sqrt{|\mu|\Delta(\lambda, \mu, \alpha)} \right). \quad (4.33)$$

Hence this type of fixed point is a stable focus.

At the fixed point we may integrate the equations  $\dot{\sigma} = u$  and  $\dot{\varphi} = v$  to get the solution

$$\sigma = \frac{2\alpha}{\sqrt{\mu(\mu - \lambda)}}(\tau - \tau_0), \quad \varphi = \sqrt{\frac{\mu - \lambda}{\mu}}(\tau - \tau_0) + \varphi_0, \quad (4.34)$$

$$\chi = -\frac{\sqrt{\lambda(\mu_c - \mu)}}{\alpha\mu} e^{-\frac{\alpha\mu}{\sqrt{\mu(\mu - \lambda)}}(\tau - \tau_0)} + \chi_0. \quad (4.35)$$

By an appropriate choice of  $\varphi_0$ , the metric can be brought to the standard FLRW form (2.9) with scale factor

$$S = t^{\delta}, \quad \delta = \frac{\lambda - \mu}{\lambda(d - 1)}. \quad (4.36)$$

where the FLRW time is

$$t = \frac{\sqrt{\mu(\mu - \lambda)}}{\lambda\alpha} e^{\frac{\lambda\alpha}{\sqrt{\mu(\mu - \lambda)}}(\tau - \tau_0)}. \quad (4.37)$$

Note that  $\delta \rightarrow \infty$  as  $\mu \rightarrow -\infty$ .

## 4.1 Recurrent Acceleration

As can be seen in Fig. 4, if  $\lambda > \lambda_h$  and  $\mu < \mu_c$  then the physical phase space with  $y > 0$  is bounded by a single trajectory with  $\dot{\chi} = 0$  and the line  $y = 0$  (at infinity in the  $(u, v)$  plane). Together these constitute a heteroclinic cycle. If the unstable

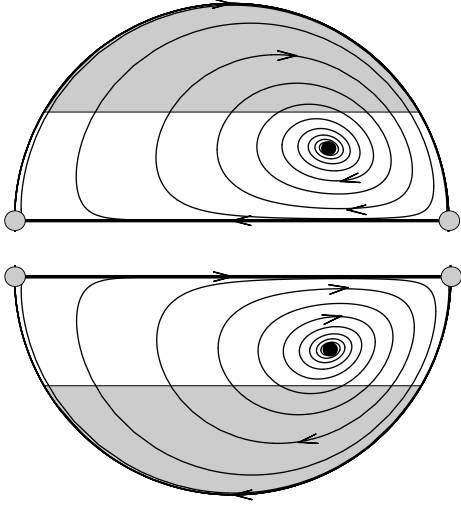


Figure 3:  $\lambda > 2\alpha, \mu < \mu_c$ . The acceleration region is shaded. Points at infinity in each hemisphere are indicated by the thick line at  $y = 0$ . The upper (lower) hemisphere trajectories represent expanding (contracting) universes. Note the late-time recurrent acceleration of generic expanding universes.

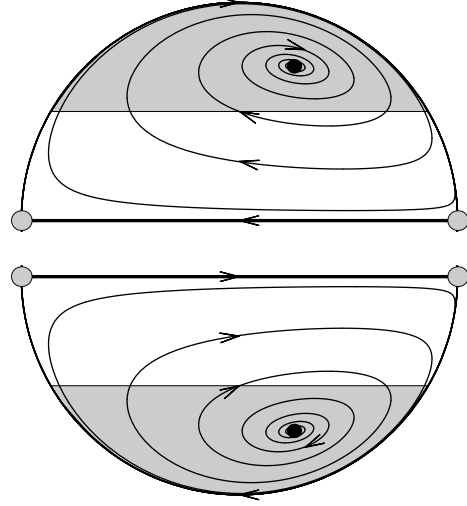


Figure 4:  $\lambda > 2\alpha, \mu < \mu_c$ . The fixed point is now inside the acceleration region, so that a generic expanding universe undergoes a continuous early-time acceleration, followed by late time recurrent acceleration/deceleration.

focus is in this region then the late-time behaviour of all other  $y > 0$  trajectories with  $\dot{\chi} \neq 0$  is quasi-cyclic, approaching the heteroclinic cycle more closely in each cycle. This behaviour was noted in [1] for the  $D = 4$  model with  $\lambda = -\mu = 2$ . We will now describe the implications of this behaviour for cosmic expansion and acceleration in the Einstein frame.

The condition for expansion is  $v > 0$  or, equivalently,  $y > 0$ . As  $y$  cannot change sign, each universe is either eternally expanding or eternally contracting. The restriction to  $y > 0$  is therefore a restriction to expanding universes but one gets the contracting universes by changing the direction of time, which takes  $y \rightarrow -y$ . The condition for positive acceleration is (2.11), but the equation of motion for  $\dot{v}$  can be used to simplify this to  $v^2 < 2\alpha^2$  or, equivalently

$$y^2 > \frac{1}{2\alpha^2}. \quad (4.38)$$

This “acceleration region” is shown as the shaded region in Figs. 3&4. Given the existence of an unstable focus, it is *inside* the acceleration region if

$$\mu < -\lambda(d-2). \quad (4.39)$$

Since the quasi-cyclic trajectories only arise in the range of parameters for which  $\mu_c > 0$ , we conclude that there always exists a negative  $\mu$  satisfying (4.39) and  $\mu < \mu_c$ .

Thus there exists a choice of parameters  $(\mu, \lambda)$  such that there is an unstable focus *inside* the acceleration region, and another choice that places it *outside*, as illustrated in Figs. 3&4 respectively. As a check, we note that the solution at this fixed point has scale factor given by (4.36), and hence represents an accelerating cosmology when  $\delta > 1$ , which is equivalent to (4.39). Note that as  $\mu \rightarrow -\infty$  the ‘interior’ fixed point approaches the point  $(x, y) = (0, 1)$  on the boundary of the allowed region. This limit therefore takes the fixed point ‘deep’ into the acceleration region. Moreover, the constant acceleration at the ‘interior’ fixed point goes to infinity as  $\mu \rightarrow \infty$ .

Finally, we recall that these results depend strongly on the fact that we have chosen the Einstein conformal frame. If we define a conformally rescaled metric

$$\tilde{g} = e^{-r\lambda_c^2\sigma} g \quad (4.40)$$

for arbitrary constant  $r$ , then we get a Lagrangian density of the form

$$\mathcal{L} = e^{r\sigma} \sqrt{-\det \tilde{g}} \tilde{R} + \dots, \quad (4.41)$$

and the FLRW scale factor becomes

$$\tilde{S} = e^{\beta\varphi - r\lambda_c^2\sigma}. \quad (4.42)$$

The universe is now expanding in the new conformal frame if  $v > r\lambda_h u$  or, equivalently for  $y > 0$ ,  $r\lambda_h x < 1$ . If  $r\lambda_h < 1$  then all  $y > 0$  universes are still eternally expanding but for  $r\lambda_h > 1$  there is a late-time oscillation between expansion and contraction, as observed in [1] for  $D = 4$  and  $r = 1$ .

## 5 Discussion

The flat FLRW cosmologies arising from the generic Einstein-dilaton-axion model, parametrized by the dilaton coupling constant, which determines the scalar potential, and the radius of the hyperbolic target space, which determines the dilaton-axion coupling, correspond to trajectories of an autonomous 2-dimensional dynamical system. We have presented a global analysis of these trajectories, concentrating on the range of parameters that yield quasi-cyclic trajectories that approach a heteroclinic cycle, a behaviour noted in [1] for a particular point in our parameter space, but interpreted there as a universe undergoing recurrent expansion and contraction. As we have shown here, the interpretation in Einstein frame is as a universe that undergoes recurrent bouts of acceleration, at least at late time. The quasi-cyclic behaviour arises as a consequence of the fact that almost all trajectories begin by spiralling away from an unstable focus but then find themselves trapped within a heteroclinic cycle, which they approach asymptotically. The early time behaviour (in Einstein frame) depends on whether the fixed point solution at the unstable node is an accelerating or a decelerating universe. In the former case, there is an initial period of continuous acceleration, which ends only when the spiral reaches the boundary of the acceleration region. For these models, almost all flat universes undergo an initial period of

inflation, which is only power-law inflation but can be arbitrarily large (plausibly, it can also be arbitrarily long, but we have not proved this). If this initial period is identified as the inflationary epoch then we have a natural exit from inflation that also predicts a subsequent epoch of acceleration. If this latter epoch can be identified with the current cosmological epoch then the prediction is that acceleration will be followed by deceleration. It is not clear to us to what extent realism can be achieved within such a simple model, but it is one further illustration of the fact that intuition based on a single scalar field gives a very limited idea of the possibilities. It also shows that observations of current cosmic expansion provide no evidence that this acceleration will continue forever. With many scalar fields, the future is uncertain!

## Acknowledgements

We thank Jonathan Dawes and Aninda Sinha for useful discussions. JS thanks the Gates Cambridge Trust for financial support. PKT thanks the EPSRC for financial support.

## References

- [1] A. P. Billyard, A. A. Coley and J. E. Lidsey, *Cyclical behaviour in early universe cosmologies*, J. Math. Phys. **41**, 6277 (2000) [arXiv:gr-qc/0005118].
- [2] E. Bergshoeff, A. Collinucci, U. Gran, M. Nielsen and D. Roest, *Transient quintessence from group manifold reductions or how all roads lead to Rome*, Class. Quant. Grav. **21** (2004) 1947 [arXiv:hep-th/0312102].
- [3] P. K. Townsend and M. N. R. Wohlfarth, *Cosmology as geodesic motion*, Class. Quant. Grav. **21** (2004) 5375 [arXiv:hep-th/0404241].
- [4] D. Z. Freedman and J. H. Schwarz,  *$N=4$  Supergravity Theory With Local  $SU(2) \times SU(2)$  Invariance*, Nucl. Phys. B **137** (1978) 333.
- [5] J. Khoury, B. A. Ovrut, N. Seiberg, P. J. Steinhardt and N. Turok, *From big crunch to big bang*, Phys. Rev. D **65** (2002) 086007 [arXiv:hep-th/0108187].
- [6] A. Collinucci, M. Nielsen and T. Van Riet, *Scalar cosmology with multi-exponential potentials*, Class. Quant. Grav. **22** (2005) 1269 [arXiv:hep-th/0407047].
- [7] A. D. Linde, *Axions in inflationary cosmology*, Phys. Lett. B **259** (1991) 38.
- [8] L. Andersson and J. M. Heinzle, *Eternal acceleration from M-theory*, arXiv:hep-th/0602102.
- [9] J. J. Halliwell, *Scalar Fields In Cosmology With An Exponential Potential*, Phys. Lett. B **185** (1987) 341.

- [10] J. Sonner and P. K. Townsend, in preparation
- [11] J. Sonner and P. K. Townsend, *Dilaton domain walls and dynamical systems*, Class. Quant. Grav. **23**, 441 (2006) [arXiv:hep-th/0510115].
- [12] P. K. Townsend, *Cosmic acceleration and M-theory*, hep-th/0308149; in proceedings of the 14th International Congress on Mathematical Physics (ICMP 2003), Lisbon, Portugal, 28 Jul - 2 Aug 2003, ed. J-C Zambrini, pp. 665-662.
- [13] M. S. Bremer, M. J. Duff, H. Lu, C. N. Pope and K. S. Stelle, *Instanton cosmology and domain walls from M-theory and string theory*, Nucl. Phys. B **543** (1999) 321 [arXiv:hep-th/9807051].