

# Canonical Coordinates and Meson Spectra for Scalar Deformed $N = 4$ SYM from the AdS/CFT Correspondence

Jonathan P. Shock

Institute of Theoretical Physics  
Chinese Academy of Sciences  
P.O. Box 2735  
Beijing 100080, CHINA

## Abstract

Five supersymmetric scalar deformations of the  $AdS_5 \times S^5$  geometry are investigated. By switching on condensates for the scalars in the  $N = 4$  multiplet with a form which preserves a subgroup of the original  $R$ -symmetry, disk and sphere configurations of D3-branes are formed in the dual supergravity background. The analytic, canonical metric for each geometry is formulated and the singularity structure is studied. Quarks are introduced into two of the corresponding field theories using D7-brane probes and the pseudoscalar meson spectrum is calculated. For one of the condensate configurations, a mass gap is found and shown analytically to be present in the massless limit. It is also found that there is a stepped spectrum with eigenstate degeneracy in the limit of small quark masses. In the case of a second, similar deformation, it is necessary to understand the full D3-D7 brane interaction to study the limit of small quark masses. It is seen that simple solutions to the equations of motion for the other three geometries are unlikely to exist.

# 1 Introduction

Substantial effort has gone into understanding the properties of gauge theories dual to supergravity backgrounds which asymptote to  $AdS_5 \times S^5$ . This progress has been made possible by the conjectured  $AdS/CFT$  correspondence [1, 2, 3]. In particular, there has been much interest in attempting to obtain QCD-like models by breaking the supersymmetry and conformal symmetry via the inclusion of relevant operators [4, 5, 6, 7]. The addition of quarks [8, 9, 10, 11, 12, 13, 14, 15, 16, 17, 18, 19, 20, 21, 22, 23, 24, 25, 26] has also heralded a great leap in creating realistic models and has allowed us to calculate many non-perturbative quantities. Over the last year several toy models of five-dimensional holography have also made progress in describing theories with a small number of colours and even the most naive of these scenarios appears to give remarkable agreement with lattice QCD and experimental observations of meson masses and decay constants [27, 28, 29, 30]. Generally, even in the simplest deformations, calculations must be performed numerically in order to find solutions to five and ten-dimensional equations of motion. Similar models of AdS slices were also considered in [31, 32] where glueball spectra were studied.

In this work we study five supersymmetric ten-dimensional supergravity backgrounds [33]. The deld theories dual to these geometries retain the full  $N = 4$  supersymmetry but break the  $SU(4)_R$  symmetry by the addition of condensates for the three complex scalar fields. Two point correlation functions and Wilson loops have been studied in each of these theories on the Coulomb branch of  $N = 4$  Super Yang-Mills and the interesting features of scalar spectra and screening have been explained in terms of ensembles of brane distributions. In the current work, the supersymmetry allows the analytic form of the metric to be obtained which encodes the deld theory in its canonically normalised form. In two of the backgrounds it is possible to formulate the deld theory with the addition of quarks in order to study the meson spectra in the presence of an adjoint scalar condensate.

By studying the Schrodinger potential for a D7-brane probe in these backgrounds, we can gain some insight into the qualitative structure of the spectra. By investigating these supersymmetric geometries, it may be possible to extend this work to more QCD-like models in the future though finding the canonical metric remains difficult in these cases. For some of the geometries of interest the massless quark limit is currently intractable without understanding the full D3/D7-brane interaction.

One of the backgrounds under consideration in this paper has already been studied with the addition of fundamental matter to the gauge theory [24]. When the D7-brane flow was calculated in this geometry, there appeared to be a small but finite quark bilinear condensate for non-zero mass quarks. This result is surprising because all of these geometries are supersymmetric and should not support a chiral condensate. This anomalous result is however due to the use of the incorrect basis with which to describe the geometry in a holographic setting. It is trivial to prove that any supersymmetric background when written in canonical form will define a stable deld theory with zero vacuum expectation value for the quark bilinears. It was shown using this background as a simple example that the original, geometric interpretation of chiral symmetry breaking was not sufficient for the analysis of backgrounds out of their canonical form. A method was developed by which the potential felt by a D7-brane in the singular region could be studied out of canonical form. It is the aim of the current paper to find the correct, physical basis with which to describe the deld theory and study the spectra therein.

Even though the deld theories dual to these backgrounds will not support a chiral condensate, we can study the meson spectra in order to understand the effects of a scalar condensate, of various forms, on the spectral structure.

## 2 The Supergravity Geometries

The geometries of interest in this paper are all asymptotically  $AdS_5 \times S^5$  and are sourced purely by D3-branes. Each background is formulated in terms of a D3-brane density distribution function [33].

In this section we review the metrics for each of the five supergravity backgrounds in terms of the distribution functions of D3-branes. To study brane-probes within these geometries, the integrals over the brane densities must be taken, which in general cannot be performed analytically. Fortunately in two of the cases of interest this analytic integration is possible and will be utilised in section 3.2.

The aim is to calculate the canonical, analytic form for each of these geometries in order to study the meson spectra. Each background is dual to an  $N = 4$  field theory with a scalar condensate, preserving a subgroup of the original  $SU(4)_R$  symmetry. In each case the metric is given by

$$ds^2 = \frac{1}{H} dx_M^2 + \frac{H}{H} \sum_{i=1}^6 dy_i^2; \quad (1)$$

where the warp factor is

$$H = \frac{L^4}{2\pi^2} \frac{d^n}{d\mathbf{y}^2} \left( \frac{1}{\mathbf{y}^2} \right); \quad (2)$$

$\mathbf{y}$  is a vector in  $n$  of the six dimensions transverse to the D3-brane worldvolume and  $\mathbf{y}^2$  is a vector in all six of these dimensions.  $L$  parameterises the size of the D3-brane distribution and is the single, extra, free parameter in each of these geometries. The integral is performed over the region of space with support from the distribution function. The dimension of the distribution,  $n$ , together with the density function, the preserved symmetry and the form of the scalar condensate are provided in table 1.

$n$	$\frac{d^n}{d\mathbf{y}^2} \left( \frac{1}{\mathbf{y}^2} \right)$	Preserved Symmetry	Scalar Condensate
1	$\frac{2}{L^2} \frac{1}{\mathbf{y}^2}$	$SO(5)$	$\frac{1}{15} (1; 1; 1; 1; 1; 5)$
2	$\frac{1}{L^2} \left( \frac{1}{\mathbf{y}^2} - \frac{2}{\mathbf{y}^4} \right)$	$SO(4) \times SO(2)$	$\frac{1}{6} (1; 1; 1; 1; 2; 2)$
3	$\frac{1}{2L^2} \frac{1}{\mathbf{y}^2}$	$SO(3) \times SO(3)$	$\frac{1}{3} (1; 1; 1; 1; 1; 1)$
4	$\frac{1}{2L^2} \left( \frac{1}{\mathbf{y}^2} - \frac{2}{\mathbf{y}^4} \right)$	$SO(2) \times SO(4)$	$\frac{1}{6} (2; 2; 1; 1; 1; 1)$
5	$\frac{1}{3L^2} \frac{1}{\mathbf{y}^2}$	$SO(5)$	$\frac{1}{15} (5; 1; 1; 1; 1; 1)$

Table 1: D3-brane density distribution functions preserving subgroups of the  $SO(6)$  symmetry. The condensate is a vector in the six-dimensional space of real scalars of  $N = 4$  SYM.

## 3 Obtaining the Canonical Coordinates

Here we derive the correct coordinate system in which to describe the field theory living on a D3-brane, where all six of the real scalar fields are simultaneously canonically normalised. We label this the canonical or physical coordinate system from the holographic perspective. For the five deformations, each of which retains a subgroup of the  $SO(6)$  symmetry, the canonical, analytic metrics are calculated in a variety of ways, depending on the unbroken symmetries of the geometry.

Note that recent work [34] describes an unambiguous method of finding the natural coordinate system for supersymmetric deformations using holographic renormalisation.

### 3.1 The $n = 2$ and $n = 4$ Deformations

One of the backgrounds of interest dual to  $N = 4$  SYM with an adjoint scalar condensate has been studied previously [37, 24] in the context of avoured holographic models. This geometry was conjectured to be equivalent to the  $n = 2$  geometry of table 1, though we show in this section that it is really another parametrisation of the  $n = 4$  deformation.

The original coordinate system used to study mesons in this background is a limiting case of the  $N = 2$  background of [6]. To return to the full  $N = 4$  theory, the two  $ve$ -dimensional supergravity scalar fields are equated to acquire a theory with six scalar vevs of the form in table 1. In this particular, limiting case of the supergravity solution, the dilaton becomes constant. It may be interesting to study those geometries with a running dilaton in their canonical coordinates in the future.

In this supergravity background, there are two fields of interest. One is the  $ve$ -dimensional scalar field,  $\phi$ , and the other is the warp factor,  $A$ , multiplying the Minkowski space-time components in the  $ve$ -dimensional truncation of the ten-dimensional metric. In [33] the lift of the  $ve$ -dimensional supergravity theory was obtained and we use the resulting metric in what follows.

The equations of motion for the scalar field and warp factor are

$$\frac{d}{du} = \frac{1}{3R} \frac{1}{u^5} \quad (3)$$

and

$$e^{2A} = \frac{l^2}{R^2} \frac{u^4}{u^6 - 1} : \quad (4)$$

The metric for this background in the unphysical coordinates is given by

$$ds^2 = \frac{P}{X} e^{2A} dx_M^2 - \frac{P}{X} du^2 + \frac{R^2}{2} d^2 + \frac{\sin^2}{X} d^2 + \frac{6 \cos^2}{X} d^{\frac{2}{3}} ; \quad (5)$$

where

$$X = \cos^2 + u^6 \sin^2 : \quad (6)$$

By probing with a D3-brane, the action for the six scalar fields is seen not to be canonically normalised, though the moduli space is manifest. In this case it is possible to use the first order supergravity equations of motion to find the correct coordinate system in which to describe the field theory in its canonical form. The change of variables is given by

$$r^2 \cos^2 = R^2 e^{2A} u^2 \cos^2 ; \quad r^2 \sin^2 = \frac{R^2 e^{2A}}{4} \sin^2 : \quad (7)$$

Using equations 3 and 4 with the change of variables given by equation 7, we can convert the metric into physical coordinates. The result of this transformation is given by

$$ds^2 = H^{-\frac{1}{2}} dx_M^2 - H^{\frac{1}{2}} dr^2 + r^2 d^2 + \cos^2 d^2 + \sin^2 d^{\frac{2}{3}} ; \quad (8)$$

where the warp factor is

$$H(r; u) = \frac{2R^4}{l^4 + r^4 - 2l^2 r^2 \cos(2u) + (l^2 + r^2)^2} \frac{P}{l^4 + r^4 - 2l^2 r^2 \cos(2u)} : \quad (9)$$

In order to study mesons in this background it is necessary to convert the coordinate system from one time to a form where the  $S^3$  (on which the D7-brane wraps) and  $R^2$  (encoding the chiral symmetry)

are explicit. This is obtained with the following change of variables:

$$\begin{aligned} r \cos \theta &= \rho; \\ r \sin \theta \cos \phi &= \omega_5; \\ r \sin \theta \sin \phi &= \omega_6; \end{aligned} \quad (10)$$

In this coordinate system, the warp factor is a function of the combinations  $\rho^2$  and  $\omega^2 = \omega_5^2 + \omega_6^2$  only. This function is given by

$$H(\rho, \omega) = \frac{2R^4}{\rho^4 - 2\rho^2(\omega^2 - \rho^2) + (\rho^2 + \omega^2)^2 + (\rho^2 + \rho^2 + \omega^2)^2} \sqrt{\frac{(\rho^2 + \rho^2 - \omega^2)^2 + 4\rho^2\omega^2}{(\rho^2 + \rho^2 + \omega^2)^2}}; \quad (11)$$

$H$  is plotted in the  $(\rho; \omega)$  plane in figure 1 in order to examine the singularity structure. This deformation

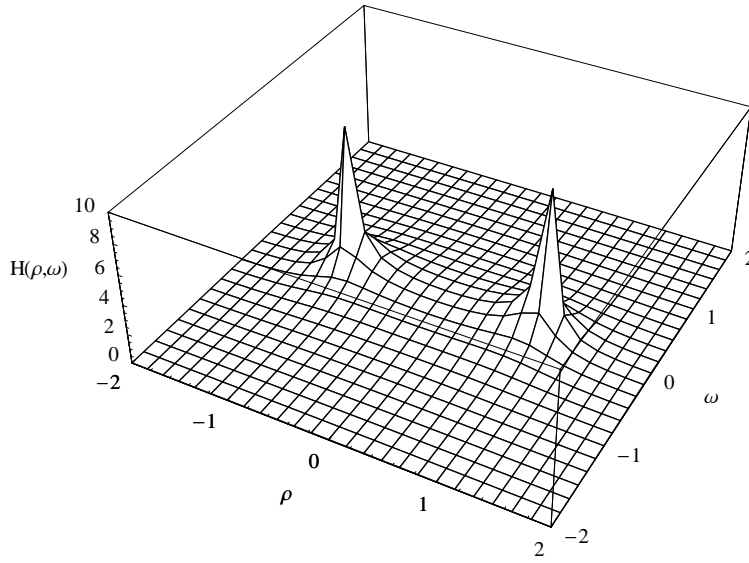


Figure 1: Singularity structure of the warp factor for the  $n = 4$  geometry in the  $(\rho; \omega)$  plane with  $l = 1$ .

tion corresponds to an  $S^3$  distribution of D 3-branes spanning the locus  $\rho = 1$  in the  $R^4 = S^3$  plane. This is therefore the analytic, canonical form of the  $n = 4$  metric in [33] which describes an  $N = 4$  field theory with vacuum expectation values for all six scalar fields in the configuration  $(2; 2; 1; 1; 1; 1)$ . The original metric also encodes the  $n = 2$  solution with scalar vev  $(1; 1; 1; 1; 2; 2)$ , however this configuration has negative  $\rho^2$  as discussed in [33].

The warp factor for the  $n = 2$  configuration can be plotted in the same way and is illustrated in figure 2. This corresponds to a  $D^2$  distribution spanning the  $(\omega_5; \omega_6)$  two-plane which is illustrated in figure 3.

It is possible to show analytically that these two brane-distributions do correspond exactly to those in [33] by studying the analytic forms provided therein. These metrics are given by

$$ds^2 = -r^2 dt_M^2 - \frac{1}{r^4} \frac{dr^2}{6} - \frac{1}{r^2} d\rho^2 + \cos^2 \theta d\phi_3^2 + \omega_6^2 \sin^2 \theta d\phi^2; \quad (12)$$

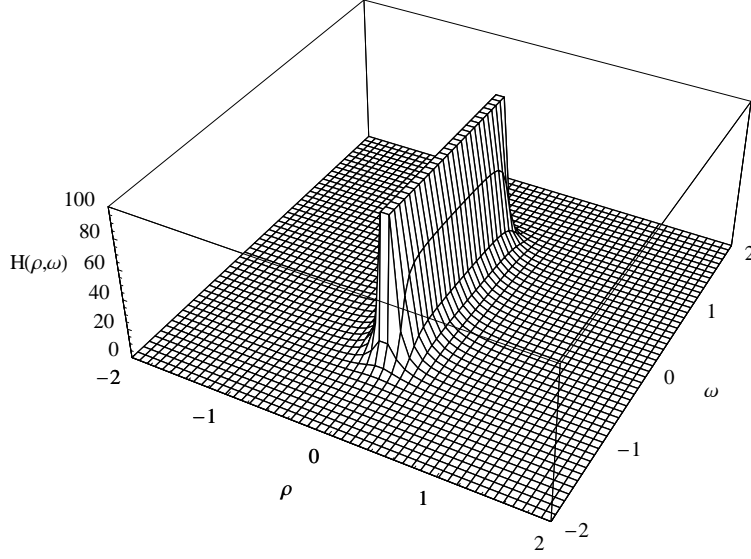


Figure 2: Singularity structure of the warp factor for the  $n = 2$  geometry in the  $(\rho; \omega)$  plane as in figure 1 but with  $l^2 = 1$ .

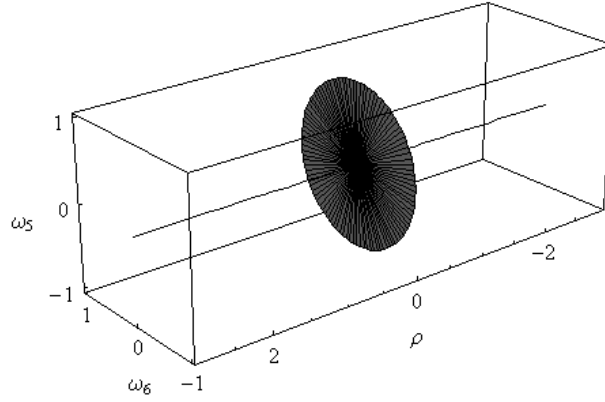


Figure 3: Illustration of the disk distribution of D3-branes in the  $(\omega_5; \omega_6)$  plane.

where

$$\omega_6^2 = 1 + \frac{l^2}{r^2} \quad \omega_5^2 = 1 + \frac{l^2}{r^2} \cos^2 \theta; \quad (13)$$

for  $n = 2$  and exactly the same for  $n = 4$  with  $l^2 \rightarrow l^2/2$ . These backgrounds can be brought to canonical form using the D3-brane probing technique and are given by the same analytic expressions as equations 8 and 9.

### 3.2 The $n = 1$ and $n = 5$ Deformations

It is possible to calculate the canonical, analytic form for the other three metrics in [33] which preserve different subgroups of the original  $SO(6)$  symmetry.

Two of these geometries preserve an  $SO(5)$  subgroup of the undeformed background. The first of these describes a brane distribution extending in a single direction in the six-dimensional space perpendicular to the D3-brane surface. The distribution of the second  $SO(5)$  preserving geometry extends in five of the six transverse directions.

For the  $n = 2$  and  $n = 4$  geometries it was possible to start with the metrics in non-physical coordinates, in terms of the five dimensional supergravity scalars, and convert them via a change of variables into canonical form. This was possible as there were two equations linking the change of two variables. In the case of  $n = 1$  and  $n = 5$ , the larger symmetry means that there is only a single equation for this change of variables which clearly cannot be solved uniquely. To obtain the canonical, analytic form of this metric we must integrate over the D3-brane distribution functions. For the  $n = 1$  geometry, this can be computed analytically and we obtain the following function:

$$H(Y) = \frac{(\ell^2 + (Y - Y_1)Y_1 \log \frac{1 + \sqrt{Y_1 + Y}}{\ell^2 + (Y - Y_1)^2})}{4Y^3} + C_1 C + \frac{2\ell Y_1}{(Y^2 + Y_1^2)Y^2}; \quad (14)$$

where  $Y = \sqrt{Y_2^2 + \dots + Y_6^2}$ . This is complicated though manifestly real. Clearly any D7-brane probing this geometry beyond zeroth order in  $x$ -dependent fluctuations will be very complicated. In order to D7-brane probe it is again necessary to convert the  $R^6$  into a product of  $R^2, S^3$  and a radial direction. This is given by the simple change of variables

$$\begin{aligned} Y &= \ell \cos \theta_1 + \ell_5^2 + \ell_6^2; \\ Y_1 &= \ell \sin \theta_1; \end{aligned} \quad (15)$$

The action for a D7-brane probe in this background will be a functional of  $\theta_1(\tau; x)$  and  $\theta_6(\tau; x)$  which is substantially harder to solve than the  $n = 2$  and  $n = 4$  geometries.

Just as in the case of the  $n = 2$  and  $n = 4$  deformations, it is simple to obtain the  $n = 5$  background by the interchange  $\ell^2 \leftrightarrow \ell_5^2$ . The same difficulties will therefore arise in attempting to calculate the meson spectrum in the  $n = 5$  geometry as in  $n = 1$ .

### 3.3 The $n = 3$ Deformation

The final background is formed by a distribution of branes which preserves an  $SO(3) \times SO(3)$  symmetry. This corresponds to switching on a vev of the form  $(1; 1; 1; 1; 1; 1)$  for the scalar fields. This geometry is of particular interest because the form of the metric is similar to the  $YM$  background studied in [35].

In this case, the broken symmetry means that the change of variables between the analytic metric (from [33]) and the canonical metric can be found without having to integrate over the distribution function.

The warp factor for this background is given by the following non-trivial function of all six coordinates in the  $R^2 \times S^3$  plane.

$$H = \frac{2}{u^2 + \sqrt{\ell^4 + u^4 + 2\ell^2 u^2 \cos 2\theta}} \ell^4 (\ell^4 + u^4 + 2\ell^2 u^2 \cos 2\theta); \quad (16)$$

where

$$u^2 = \frac{r^2 + \frac{1}{5} \frac{r^2}{s} + \frac{1}{6} \frac{r^2}{s}}{\frac{r^2 \cos^2 \theta_1 \sin^2 \theta_2 \sin^2 \theta_3 + \frac{1}{5} \frac{r^2}{s} + \frac{1}{6} \frac{r^2}{s}}{\frac{r^2 \sin^2 \theta_1 + \cos^2 \theta_1 \cos^2 \theta_2 + \sin^2 \theta_2 \cos^2 \theta_3}{2}}} ; \quad (17)$$

Though the physical coordinates have been obtained, the calculation of the meson spectrum for this background appears analytically intractable and numerically very difficult.

## 4 Mesons from D 7-Brane Probes

Having found the correct coordinate system in which to describe a canonically normalised field theory living on the D 3-branes, we can study the theory with the addition of quarks.

We start with the background described by equation 8 with positive  $L^2$ , which preserves an  $SO(4)$   $SO(2)$  subgroup of the original symmetry. The D 7-brane is embedded by filling the four Minkowski space-time directions, the  $\phi$ -direction and wrapping the  $S^3$ . This wrapped cycle ensures the stability of the brane configuration.

Before calculating the  $x$ -dependent excitations of the brane, we must study its flow purely in the  $\phi$ -direction. This corresponds to calculating  $\frac{1}{5}$  and  $\frac{1}{6}$  as a function of  $\phi$ . However, because of the supersymmetric nature of this background, the warp factor in front of the  $R^6$  is the inverse of that in front of the  $M^4$  plane. This means that the  $x$ -independent flow is exactly the same as in the  $AdS_5 \times S^5$  background to which the solution is known analytically.

We can solve the equation of motion and obtain the following solutions.

$$\frac{1}{5} = \frac{1}{R^6} \frac{c_1}{c_1^2} d\phi + c_2 ; \quad (18)$$

where  $\frac{1}{5} = \frac{1}{R^6} \frac{c_1}{c_1^2} \frac{r^2}{s} + \frac{1}{6} \frac{r^2}{s}$ . It is clear that this function will not be real all the way to  $\phi = 0$  for  $c_1 \neq 0$ . The physical solution, corresponding to the RG flow of the brane, must therefore be  $\frac{1}{5} = c_2$ , equivalent to a quark mass but no quark bilinear condensate. This will always be the case for a supersymmetric solution where the warp factors cancel leaving the  $AdS_5 \times S^5$  equation of motion (excluding  $x$ -dependent fluctuations).

Because of the manifest  $SO(2)$  symmetry between  $\frac{1}{5}$  and  $\frac{1}{6}$ , we are free to choose the direction in which to explicitly break this rotational invariance. For simplicity, we choose the solution  $\frac{1}{5} = m$  and  $\frac{1}{6} = 0$ .

We now want to study the mesonic fluctuations about this brane flow. We study the modes in the  $\frac{1}{6}$ -direction given by  $\frac{1}{6} = 0 + \frac{1}{6}(\phi; x)$ . Note that because there is no chiral symmetry breaking in this background, the mesonic excitations in the  $\frac{1}{5}$  and  $\frac{1}{6}$ -directions will be identical. This means that the positive and negative parity states will be degenerate.

The action for  $\frac{1}{6}$  up to quadratic order is given by

$$S = \int d^8 x \sqrt{-g} \left[ \frac{1}{2} \left( \frac{\partial \frac{1}{6}}{\partial x} \right)^2 + \frac{1}{2} \left( \frac{\partial \frac{1}{6}}{\partial \phi} \right)^2 \right] + \frac{1}{2} \frac{1}{R^4} \frac{1}{(1 + 2L^2(m^2 - \frac{1}{5}^2) + (m^2 + \frac{1}{5}^2)^2 + (L^2 + m^2 + \frac{1}{5}^2)^2)} \frac{1}{(m^2 + (1 - \frac{1}{5}^2)(m^2 + (1 + \frac{1}{5}^2)^2)} ; \quad (19)$$



For small oscillations about the flow  $\psi_5(\rho)$ , the meson interaction term will be subdominant and the function  $\psi_6$  can be treated as a plane wave in the Minkowski space-time directions and therefore the ansatz for this function is given by

$$\psi_6 = f(\rho) e^{ikx} : \quad (20)$$

This ansatz which is independent of the three-sphere coordinates corresponds to an  $R$ -singlet, spinless, pseudoscalar meson wavefunction. The equation of motion for  $f(\rho)$  is given by

$$\frac{2M^2 R^4 f(\rho)}{l^4 + 2l^2(m^2 - \rho^2) + (m^2 + \rho^2)^2 + (l^2 + m^2 + \rho^2)^2} + 3f''(\rho) + f^{(4)}(\rho) = 0 ; \quad (21)$$

where  $M^2 = k^2$ . The eigenvalues,  $M$ , are given by the values for which the flow of  $f$  is well behaved all the way to  $\rho = 0$  and normalisable in the UV. It must also have the correct scaling dimensions in the  $AdS_5 \times S^5$  limit to describe a mesonic excitation. Of the two UV solutions, the solution corresponding to meson fluctuations, as opposed to an  $x$ -dependent mass is  $f(\rho) \sim \rho^{-\frac{C}{2}}$ .

To find the stable solutions, the values of  $R$ , the  $AdS$  radius, and  $l$ , the deformation parameter, are chosen before a numerical calculation can be performed. Altering  $R$  scales the eigenvalues by a constant and so its value is set to one, as this free parameter can be used to scale the whole spectrum as desired.

In the  $l \rightarrow 0$  limit the numerical values coincide with the known analytic results of the pure  $AdS_5 \times S^5$  spectrum [36]:

$$M = \frac{2m}{R^2} \sqrt{(n+1)(n+2)} ; \quad n = 0; 1; \dots \quad (22)$$

showing that in this limit at least the numerics are under control. For non-zero  $l$  we can study the lowest mass meson as a function of the quark mass. Figure 4 shows the value of the first meson mass as a function of the quark mass for  $l=1$  compared to that for  $l=0$ . The important point to note here is that there appears to be a mass gap in the  $m \rightarrow 0$  limit for  $l \neq 0$ . The numerics make this calculation difficult, though at  $m = 10^{-10}$  the value of  $M_1$  is 0.28. Note that in contrast to the equation of motion with  $l=0$ , the D7-brane equation is perfectly well behaved in this limit and has discrete eigenvalues. This will be shown analytically in section 4.1.

Note that in [33] it was shown that the two point correlation function for scalar fields in this geometry in the absence of quarks showed a gapped but continuous spectrum where the continuum lay in the interval  $(\frac{l^2}{R^4}; 1)$ . We might expect that having broken half of the supersymmetries with the introduction of a D7-brane, we will acquire both a mass gap and a discrete spectrum for the mesons.

Having found a mass gap, we can study the spectrum of states for a specific value of the mass. We know that in the  $AdS$  limit, the relationship is given by equation 22. Figure 5 gives the spectrum with  $m = 10^{-4}$ ;  $l=1$ ;  $R=1$ . We find for this set of parameters that there is a stepped spectrum. In fact it is found that in the limit  $m \ll 1$ , the small steps are proportional to  $\sqrt{m}$  and the large steps are proportional to  $l$ . For  $m \rightarrow 0$  we find a mass gap proportional to  $l$  and a degenerate spectrum with two eigenstates for each mass eigenvalue (though at  $m=0$  this degeneracy is not apparent).

This result is not terribly surprising since there are two scales at this point,  $m$  and  $l$ . We may expect a complicated interplay between these two parameters. For quarks with a mass much larger than the deformation parameter, the brane cannot resolve the extended singular region and there is just a single spectrum given by the  $AdS_5 \times S^5$  solution. We also find that for a given value of the quark mass, the spectrum becomes linear with  $n$  for highly excited states, again just as in the  $AdS_5 \times S^5$  case.

We can study the spectrum splitting as a function of the quark mass. This is done by studying the ratio of differences of consecutive meson masses  $\frac{M_2 - M_1}{M_3 - M_2}$  and is plotted in figure 6 for both the deformed case with  $l=R=1$  and the  $AdS_5 \times S^5$  case.

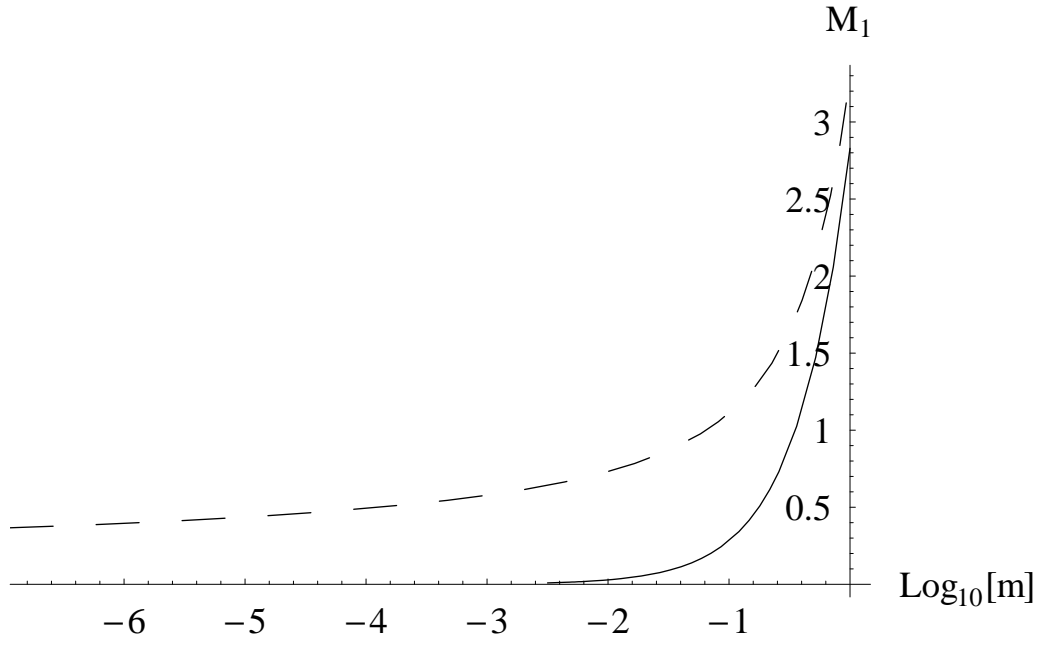


Figure 4:  $M_1$  against  $\log_{10} m$  for  $l=1; R=1$  (dashed line) and  $l=0; R=1$  (full line). Note that both are well behaved and become degenerate in the large  $m$  limit as expected. The scale is set by the AdS radius  $R$  which can be tuned by hand to compare with lattice data.

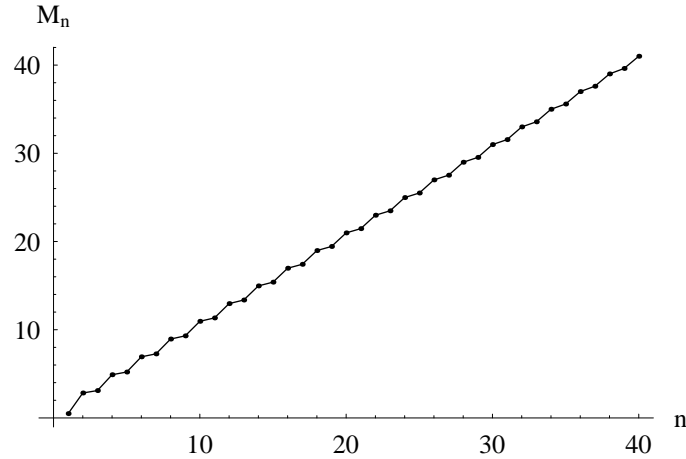


Figure 5:  $M_n$  against  $n$  for  $l=1; R=1; m=10^4$ . The distance between the almost degenerate masses is proportional to  $\sqrt{m}$  while the distance between the non-degenerate masses appears to be proportional to 1.

It can be seen that the spectrum is very close to the  $AdS_5 \times S^5$  spectrum even at  $m=1$ .

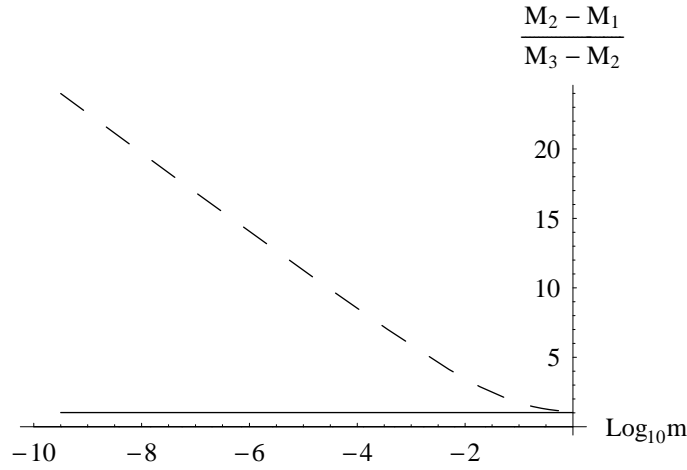


Figure 6:  $\frac{M_2 - M_1}{M_3 - M_2}$  against  $\log_{10} m$  for  $l = 1; R = 1$ . In the large quark mass limit, this value tends 1.006 which is the value calculated from analytic  $AdS_5 - S^5$  spectrum

## 4.1 Analytical Results

Though we know from the  $m \rightarrow 0$  limit of equation 22 (The  $AdS_5 - S^5$  meson spectrum) that at  $m = 0$  the spectrum becomes continuous, this appears not to be the case from the numerical calculation in the  $l \neq 0$  deformation. In this case, we can take the  $m = 0$  limit explicitly in the equation of motion and retain a discrete spectrum.

$$M^2 R^4 f''(\rho) + l^2 (l^2 - 2) (3f'(\rho) + f''(\rho)) = 0 : \quad (23)$$

This has an exact solution given by

$$f(\rho) = c_1 \text{Hypergeometric2F1}\left[\frac{1}{2}, \frac{l^2 + l^2 M^2 R^4}{2l^2}; \frac{l^2 + l^2 M^2 R^4}{2l^2}; \frac{\rho^2}{l^2}\right] + c_2 \text{MeijerG}\left[\left\{f, \frac{l^2 + l^2 M^2 R^4}{2l^2}\right\}; \frac{1}{2}, \left\{\frac{l^2 + l^2 M^2 R^4}{2l^2}, g, f, g, \frac{\rho^2}{l^2}\right\}\right] : \quad (24)$$

We are interested in values of  $M$  which give well behaved flows at  $\rho = 0$ . We start by setting the values of  $R$  and  $l$  to 1 and then look at the  $m \rightarrow 0$  limit. In this limit, the Hypergeometric function tends to 1 for all values of  $M$  so this is not where the singular structure lies. It is also found that the Hypergeometric function is monotonically increasing with  $\rho$  so the coefficient in front of this must be zero as this function clearly does not exhibit the correct UV scaling. The MeijerG function however is not well behaved in the  $m \rightarrow 0$  limit for most values of  $M$ . It is however possible to find the eigenvalues numerically by plotting the derivative of the function with respect to  $\rho$  in the small  $\rho$  limit. This is given by figure 7.

By inspection, we can obtain the zeroes analytically. To be a stable solution, the following condition must be satisfied:

$$\frac{1}{2} + \frac{l^2 + l^2 M^2 R^4}{2l^2} = N \quad N = 2; 3; 4; \dots \quad (25)$$

with solutions

$$M R^2 = 2l \sqrt{(n+1)(n+2)} \quad n = 0; 1; \dots \quad (26)$$

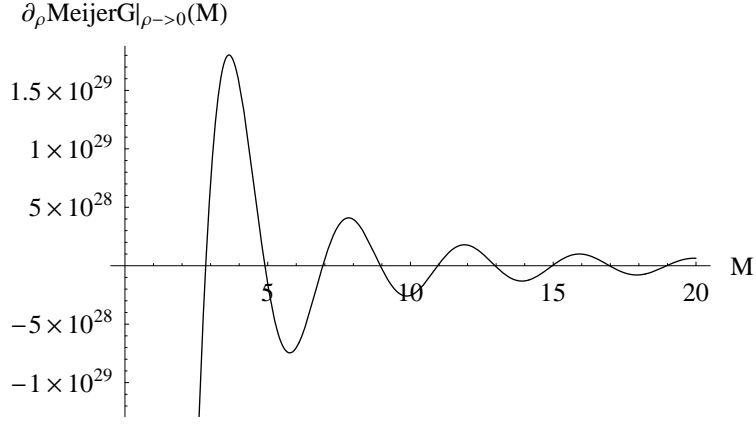


Figure 7: Plot of the  $\rho$ -derivative of the MeijerG function in the solution to the  $m = 0$  equation of motion with  $l = R = 1$ . The zeros denote the stable eigenvalue solutions.

This is the same result obtained in [33] for the poles of the scalar two point Greens function. It is also precisely the same spectrum as the  $\text{AdS}_5 \times S^5$  spectrum with an interchange of the quark mass and the deformation parameter,  $l$  (the magnitude of the scalar condensate).

When the MeijerG function is evaluated at these eigenvalues it is seen to be equal to zero for all values of  $\rho$  greater than 1. This makes sense for the case of massless quarks. The wavefunction for the D 7-brane is zero outside the singular  $S^3$  and what we are really studying are the fluctuations inside a four-dimensional spherical cavity of radius 1. It is only in the exact massless limit that that D 7-brane intersects the D 3-brane distribution so perhaps this analysis is not reliable in this limit. It is however intriguing that the numerical values which should be trustworthy in the  $m \neq 0$  limit tend to the analytic results in the exact massless limit. It is intriguing that because the function is zero outside the sphere, this appears to be telling us that the meson wavefunction vanishes for energies higher than the condensate scale.

There is a minor contradiction between the analytical and numerical values calculated in the  $m \neq 0$  limit. Interestingly, the meson masses are exactly equal except for the very first state. For the numerical calculation, in the case,  $m = 10^{-10}$  and  $l = R = 1$ , the spectrum is given by the values in table 2. The degeneracy is given by the number of mesons with approximately the same eigenvalue.

M	Degeneracy
0.28	1
2.8	2
4.9	2
6.9	2
8.9	2

Table 2: The mass spectrum for  $l = R = 1$  and  $m \neq 0$  calculated numerically. The degeneracy is given by the number of states with eigenvalue within one percent of each other.

This should be compared with the exact  $m = 0$  result obtained analytically where the degeneracy is not obtainable. These results are given in table 3.

M	D egeneracy
2.8	n.a
4.9	n.a
6.9	n.a
8.9	n.a

Table 3: The mass spectrum for  $l = R = 1$  and  $m = 0$  calculated analytically. The degeneracy is not possible to study in the analytic massless limit because it is not possible to calculate the number of eigenstates of a given eigenvalue.

Other than the first number calculated numerically, the values are identical. This has been tested down to very high precision and no deviation is found. The question of whether or not the anomalous mass is a numerical artefact is yet to be answered.

## 4.2 Studying the Schrodinger Potential

We can study the form of the Schrodinger potential felt by the scalar  $f(r)$ . By performing a simple change of variables, we obtain the following potential:

$$\begin{aligned}
 V(r) &= \frac{P^2}{4} + \frac{dP}{2dr} ; \\
 P &= \frac{C}{s} + \frac{1}{2} \frac{d}{dr} ; \\
 &= \frac{A}{B} ;
 \end{aligned} \tag{27}$$

where the equation of motion prior to converting it into the Schrodinger form is given by

$$A M^2 f(r) + B (C f'(r) - r f''(r)) = 0 : \tag{28}$$

Possible insight into the properties of the spectrum can be found by studying the potential in various limits of  $l$  and  $m$  as a function of  $r$ . Note that  $R$  will scale the spectrum but other than that is of no interest to the current discussion.

The first interesting point to note is in the  $AdS_5 \times S^5$  case where  $l = 0$ . In this case, the sign of  $V(0)$  is a function of  $m$ . It can be shown analytically that the sign flips when  $m = \frac{2}{3}^{\frac{1}{4}}$ . This is shown in the two plots in figure 8 showing the potential for  $m$  just above and below this point. It is interesting that this change in behaviour of the potential does not show up as an important point in the mass spectrum.

Next we show the contrast between the plots with  $l = 0$  and  $l \neq 0$ . To start with, we study the massless case and find, unsurprisingly, that there is a singularity in the potential in the same place that a singularity appears in the geometry. The finite distance between the first and second peak appears to give rise to the mass gap seen in the massless case. This is illustrated in figure 9.

More interesting structure becomes apparent for  $l \neq 0$  and  $m \neq 0$ . Again, there is a sudden change in behaviour and this plot is shown in figure 10 where the second singular point flips sign. This occurs as soon as  $m > 0$ . The width between the two new peaks is proportional to  $m$  which may be why the first mass is not apparent in the analytic calculation in the  $m = 0$  limit – the extra feature disappears.

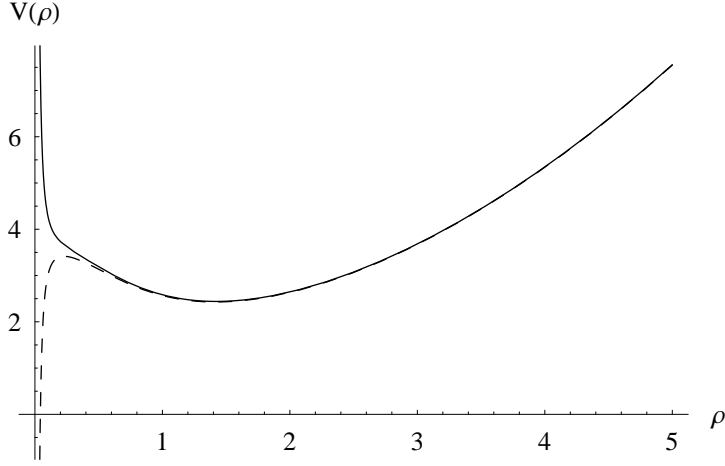


Figure 8: The Schrodinger potential in the  $\text{AdS}_5 \times S^5$  case as a function of  $r$  for  $m < \frac{2}{3}^{\frac{1}{4}}$  (dashed line) and  $m > \frac{2}{3}^{\frac{1}{4}}$  (full line).

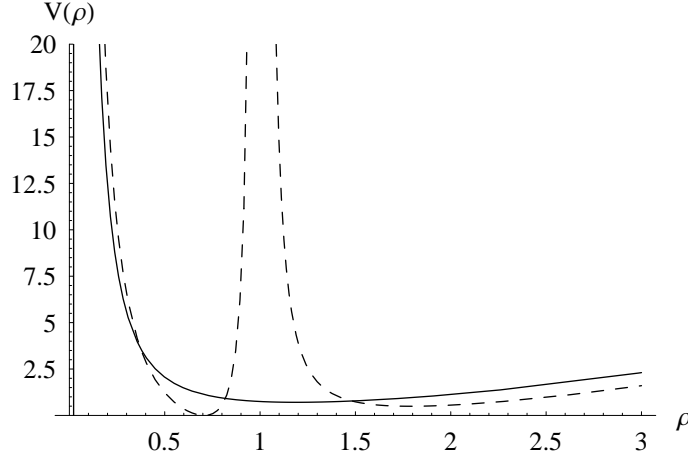


Figure 9: The Schrodinger potential as a function of  $r$  for  $(l = 0; m = 0)$  (full line) and  $(l = 1; m = 0)$  (dashed line).

and the degeneracy of states vanishes. It seems that it is this extra feature in the potential which causes the mass splitting

It was found through numerical computation that the extra steps in the potential vanished for large enough  $m$ . It was assumed that this was because at large  $m$ , the brane could not resolve the extended distribution. However, by studying the potential, it can be seen that there are qualitative changes for different quark masses. At  $m = 0.06$  the first peak disappears while at  $m = 0.18$  the second peak disappears as shown in figure 11. We can clearly gain some insight into the possible spectrum for different parameter values by studying the form of the potential.

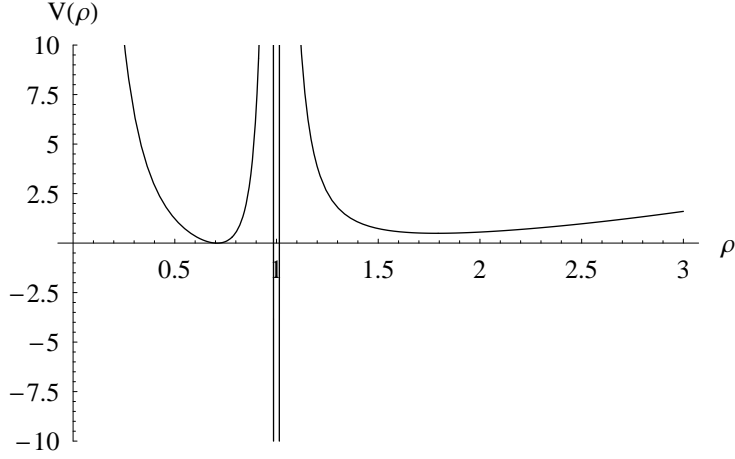


Figure 10: The Schrodinger potential as a function of  $\rho$  for  $(l=1; m=0.01)$ .

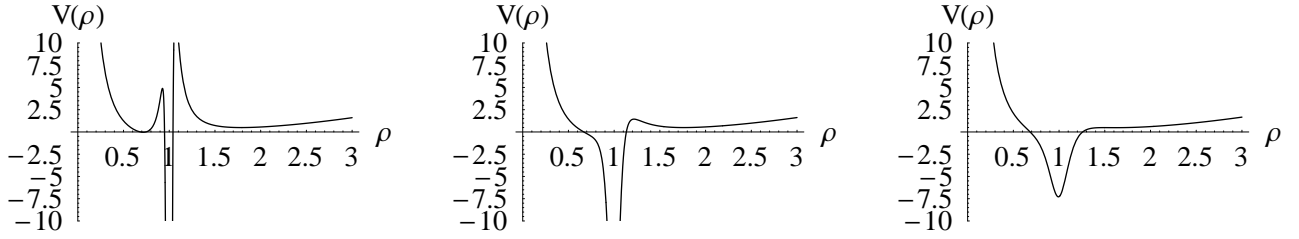


Figure 11: The Schrodinger potential as a function of  $r$  for  $(l=1; m=0.03)$ ;  $(l=1; m=0.1)$ ;  $(l=1; m=0.2)$  respectively.

### 4.3 The $n=2$ Spectrum

As discussed in section 3.1 this deformation is obtained from the  $n=4$  deformation with the interchange  $\mathbb{P}^2 \leftrightarrow \mathbb{P}^2$ . This transformation however has a significant effect on the nature of this geometry from the point of view of a D7-brane probe. Again, we can see from the simple product form of the geometry with inverse warp factors for the  $M^4$  and  $R^6$  that to zeroth order in mesonic excitations, the D7-branes will lie flat and not notice the singular structure. In figure 2, it was shown that there is a disk singularity lying in the  $(\mathbb{P}^1_5; \mathbb{P}^1_6)$  plane of radius 1. This means that a brane corresponding to adding quarks of mass  $m$  for  $m < 1$  will pass straight through the singular region. We know that this is not a physical configuration and the full interaction between the D3-brane stack and the D7-brane probe would be needed to understand this case fully. It is however possible to study quarks with  $m > 1$  in the supergravity, probe approximation.

In this case it is not possible to talk about a mass gap as it was in the  $n=4$  case because here we cannot look at the massless quark limit with any control over the brane interactions. We can however study the limit  $m \rightarrow 1$ . In this limit, the first mass mode appears to be equal to  $\frac{1}{\sqrt{2}}m$  and indeed we can show this analytically by taking the small  $M$  limit, solving analytically in this region and looking for stable solutions as a function of  $M$ .

The qualitative difference between the meson spectrum in this geometry and the  $n=4$  case is that there does not appear to be a split spectrum here. The qualitative difference from the point of view of

the brane is that there is a continuous distribution of branes rather than a set of singular points with a distance  $2l$  between them.

We can study the potential for this geometry felt by the D 7-probe and find that it does not have the interesting structure that exists in the  $n = 4$  geometry. Specifically, there is no interesting structure at  $l = 1$  in contrast to the previous case. This is no surprise because all of the singular structure resides at  $l = 0$ , just as it does in the undeformed  $AdS_5 \times S^5$  background.

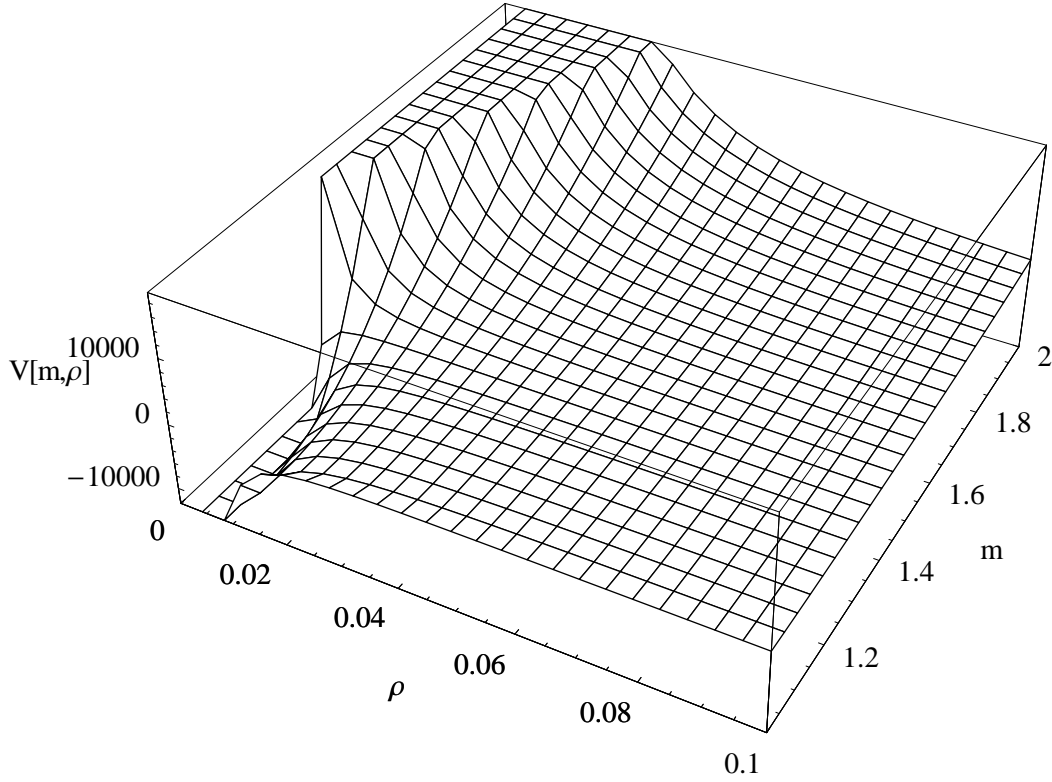


Figure 12: The Schrodinger potential as a function of  $\rho$  and  $m$  for  $(l = 1; R = 1)$ . It can be seen that other than the dip in sign of the potential which is present in the  $AdS_5 \times S^5$  case, this potential contains no interesting structure.

#### 4.4 Mesons in the $n = 1; 3; 5$ Deformations

It can be seen simply from the warp factors in the metrics for the  $n = 1; 3$  and  $5$  geometries that it will be very difficult to obtain meson spectra in the field theories dual to these geometries. This is simply because the equations of motion will become partial differential equations with two or three variables. Even the simplest case of two independent variables appears intractable. Indeed the possibility of finding a meson wavefunction which is an  $R$ -singlet appears unlikely. Does this mean that no such state exists? It seems strange that there should be no  $R$ -singlet mesons from these backgrounds.



## 5 Conclusions

We've found an analytic, canonical form for all the scalar deformations formulated in [33]. The singularity structure is exactly as expected from the D3-brane density distribution functions. In the two cases where the  $SO(6)$  symmetry is broken to  $SO(4) \times SO(2)$  which encodes the chiral symmetry of the field theory explicitly, it is possible to calculate the meson spectrum from excitations of probe D7-branes. Most interestingly, in one of these backgrounds, it is possible to find the spectrum analytically in the limit of exactly massless quarks. This result includes the existence of a mass gap proportional to the deformation parameter with exactly the same spectrum as the adjoint scalar two point Greens function of [33]. A degeneracy is discovered in the limit of small quark masses (c.f the deformation parameter  $l$ ) and this can be identified with the interesting structure in the Schrodinger potential of a D7-brane probe.

In the second  $SO(4) \times SO(2)$  preserving background, it is possible to find the spectra for quarks with larger masses,  $m$ , than the deformation parameter,  $l$ . Again, by studying the Schrodinger potential in this background, we can understand why the spectrum is far simpler in this geometry than in the corresponding  $n = 4$  geometry. Though naively in the supergravity probe limit it appears that the region  $m < l$  is fully tractable, we will need to understand the full D3{D7-brane interaction to have control over this con guration.

For the other three scalar deformed  $N = 4$  backgrounds, it is seen that any calculation of the meson spectrum will be substantially harder without far more powerful numerical procedures. Indeed, by inspection it appears that there will be no meson states which are singlets under all of the  $R$ -symmetries. In terms of chiral symmetry, these backgrounds are less interesting than the  $n = 2$  and  $n = 4$  geometries as the product form of the metric does not provide the explicit rotational invariance that the  $n = 2$  and  $n = 4$  backgrounds provide.

The overall conclusion is that by finding the correct analytic, physical coordinates in which to describe the dual gravity theory, we can study the elaborate structure of meson spectra in field theories with complicated condensate terms switched on. If we can do the same thing in the non-supersymmetric analogues of these geometries, we may be able to gain some more insight into real world hadron spectra.

## 6 Acknowledgements

I would like to thank Nick Evans from the University of Southampton for useful advice and support in writing this paper and Feng Wu from the ITP in Beijing for helpful discussion and clarification of some of my points. I would like to thank the Project of Knowledge Innovation Program (PKIP) of the Chinese Academy of Science (CAS) for funding this work.

## References

- [1] J. M. Maldacena, *Adv. Theor. Math. Phys.* 2, 231 (1998) [*Int. J. Theor. Phys.* 38, 1113 (1999)] [[arXiv:hep-th/9711200](#)].
- [2] S. S. Gubser, I. R. Klebanov and A. M. Polyakov, *Phys. Lett. B* 428, 105 (1998) [[arXiv:hep-th/9802109](#)].
- [3] E. Witten, *Adv. Theor. Math. Phys.* 2, 253 (1998) [[arXiv:hep-th/9802150](#)].
- [4] L. Girardello, M. Petrini, M. Porrati and A. Zaffaroni, *JHEP* 9905, 026 (1999) [[arXiv:hep-th/9903026](#)].

- [5] L. Girardello, M. Petrini, M. Porrati and A. Zaffaroni, Nucl. Phys. B 569, 451 (2000) [[arXiv:hep-th/9909047](#)].
- [6] K. Pilch and N. P. Warner, Nucl. Phys. B 594, 209 (2001) [[arXiv:hep-th/0004063](#)].
- [7] J. Polchinski and M. J. Strassler, [arXiv:hep-th/0003136](#).
- [8] A. Karch and E. Katz, JHEP 0206, 043 (2002) [[arXiv:hep-th/0205236](#)].
- [9] A. Karch, E. Katz and N. Weiner, Phys. Rev. Lett. 90, 091601 (2003) [[arXiv:hep-th/0211107](#)].
- [10] M. Kruczenski, D. Mateos, R. C. Myers and D. J. Winters, JHEP 0307, 049 (2003) [[arXiv:hep-th/0304032](#)].
- [11] T. Sakai and J. Sonnenschein, JHEP 0309, 047 (2003) [[arXiv:hep-th/0305049](#)].
- [12] J. Babington, J. Erdmenger, N. J. Evans, Z. Guralnik and I. Kirsch, Phys. Rev. D 69, 066007 (2004) [[arXiv:hep-th/0306018](#)].
- [13] C. Nunez, A. Paredes and A. V. Ramallo, JHEP 0312, 024 (2003) [[arXiv:hep-th/0311201](#)].
- [14] P. Ouyang, Nucl. Phys. B 699, 207 (2004) [[arXiv:hep-th/0311084](#)].
- [15] X. J. Wang and S. Hu, JHEP 0309, 017 (2003) [[arXiv:hep-th/0307218](#)].
- [16] S. Hong, S. Yoon and M. J. Strassler, JHEP 0404, 046 (2004) [[arXiv:hep-th/0312071](#)].
- [17] N. J. Evans and J. P. Shock, Phys. Rev. D 70, 046002 (2004) [[arXiv:hep-th/0403279](#)].
- [18] B. A. Burrington, J. T. Liu, L. A. Pando Zayas and D. Vaman, JHEP 0502, 022 (2005) [[arXiv:hep-th/0406207](#)].
- [19] J. Erdmenger and I. Kirsch, JHEP 0412, 025 (2004) [[arXiv:hep-th/0408113](#)].
- [20] M. Kruczenski, L. A. P. Zayas, J. Sonnenschein and D. Vaman, JHEP 0506, 046 (2005) [[arXiv:hep-th/0410035](#)].
- [21] S. Kuperstein, JHEP 0503, 014 (2005) [[arXiv:hep-th/0411097](#)].
- [22] A. Paredes and P. Talavera, Nucl. Phys. B 713, 438 (2005) [[arXiv:hep-th/0412260](#)].
- [23] T. Sakai and S. Sugimoto, Prog. Theor. Phys. 113, 843 (2005) [[arXiv:hep-th/0412141](#)].
- [24] N. Evans, J. Shock and T. Waterson, JHEP 0503, 005 (2005) [[arXiv:hep-th/0502091](#)].
- [25] K. Peeters, J. Sonnenschein and M. Zamaklar, [arXiv:hep-th/0511044](#).
- [26] A. L. Cofone, L. Martucci and W. Troost, [arXiv:hep-th/0511045](#).
- [27] J. Erlich, E. Katz, D. T. Son and M. A. Stephanov, [arXiv:hep-ph/0501128](#).
- [28] L. Dabold and A. Pomarol, Nucl. Phys. B 721, 79 (2005) [[arXiv:hep-ph/0501218](#)].
- [29] G. F. de Teramond and S. J. Brodsky, Phys. Rev. Lett. 94, 201601 (2005) [[arXiv:hep-th/0501022](#)].
- [30] K. Ghoroku, N. Maru, M. Tachibana and M. Yahiro, [arXiv:hep-ph/0510334](#).

- [31] H. Boschi-Filho and N. R. F. Braga, Eur. Phys. J. C 32, 529 (2004) [[arXiv:hep-th/0209080](#)].
- [32] H. Boschi-Filho and N. R. F. Braga, JHEP 0305, 009 (2003) [[arXiv:hep-th/0212207](#)].
- [33] D. Z. Freedman, S. S. Gubser, K. Pilch and N. P. Warner, JHEP 0007, 038 (2000) [[arXiv:hep-th/9906194](#)].
- [34] A. Karch, A. O'Bannon and K. Skenderis, [arXiv:hep-th/0512125](#).
- [35] D. E. Crooks and N. J. Evans, [arXiv:hep-th/0302098](#).
- [36] M. Kruczenski, D. Mateos, R. C. Myers and D. J. Winters, JHEP 0405, 041 (2004) [[arXiv:hep-th/0311270](#)].
- [37] J. Babington, N. J. Evans and J. Hockings, JHEP 0107, 034 (2001) [[arXiv:hep-th/0105235](#)].