

(A) symmetric Tachyon Rolling in de Sitter Spacetime:
A universe devoid of Planck density

Harvendra Singh

Theory Division, Saha Institute of Nuclear Physics,
1/AF Bidhannagar, Kolkata 700064, INDIA

[E-mail: h.singh@saha.ac.in]

Abstract

In a recent paper we studied rolling tachyon at FRW cosmologies, but those admitting only time-reversal asymmetric boundary conditions. The time-reversal symmetric cosmologies have been studied by Sen previously. We show explicitly here that through appropriate choice of initial conditions, the time evolution of the Hubble parameter in these two types of solutions can be made completely identical for $t > 0$, except near $t = 0$. The rolling tachyon solution also gives rise to necessary inflation. We find that universe does start as a string size object (with string scale 10^{15} GeV) with a string mass density $\rho_s \sim 10^{78} \text{ gm cm}^{-3}$ and not with Planck density.

1 Introduction

Recently, the phenomenon of tachyon condensation [1, 2] has been a subject of much attention in string theory and as well as in cosmological applications [3, 4]. The tachyon field appears as instability in D p-D p-branes or non-BPS D p-brane systems in type II string theory.¹ The low energy dynamics of open string tachyons living on the world-volume of unstable D 3-brane is governed by the DBI action [7, 1, 2]

$$S = \int d^4x V(T) \sqrt{-\det(g_{\mu\nu} + \alpha'^2 \partial_\mu T \partial_\nu T)} \quad (1)$$

where tachyon T appears explicitly as a world volume scalar field, $g_{\mu\nu}$ represents the pull-back of the spacetime metric. $V(T)$ is a positive definite tachyon potential which has a maximum and it vanishes as $T \rightarrow 1$. The Regge slope parameter $\alpha' = (l_s)^2 = (M_s)^{-2}$ where l_s is the string length and M_s is string mass. In the flat spacetime background the equation of motion for a purely time-dependent tachyon field assume following unique form :

$$\frac{V(T)}{1 - \alpha'^2 \dot{T}^2} = \text{constant} \quad (2)$$

It means that the tachyon field behaves like a fluid of constant positive energy density, $\rho = V/(1 - \alpha'^2 \dot{T}^2)$, and of negative pressure, $P = -V/(1 - \alpha'^2 \dot{T}^2)$. Indeed, if at the top of the potential $\dot{T} = 0$, we have got an useful example of cosmological constant for which $\rho = P = \text{constant}$. During the time evolution tachyon field rolls down the potential and reaches its true vacuum state $T = 1$ where $V(1) = 0$, while keeping ρ constant through out. The pressure also vanishes in the tachyon vacuum. Thus the end state behaves like a pressureless matter (dust). When the tachyon system is coupled to nontrivial closed string background this result will get significantly modified and new type of cosmological solutions can be obtained. In recent times the application of open string tachyons in inflationary cosmological models has gained favourable attention; see the references [8, 9, 10, 11, 12, 13, 14, 15, 16, 17, 18, 19, 3, 4, 20, 24, 25].²

In the previous paper [24] we studied a very specific model in which tachyon action was coupled to de Sitter background. Especially we studied the inhomogeneous FRW cosmological solutions with time-reversal non-symmetric initial conditions. The solutions found were completely non-singular and described inflationary situations just like after the big-bang. In this paper we would like to study the time-reversal symmetric model of Sen [3] and compare it to the time-reversal asymmetric situations in [24]. We find surprising similarities in the two cases. In particular we find it hard to distinguish, from the point in time where we are today, whether our universe has been time-reversal

¹There are closed string tachyons in bosonic string theory as well; see [5, 6] for recent developments.

²A wide class of useful references on this topic can also be found in [3, 4, 21].

symmetric or otherwise. We do also provide detailed analysis of inflation which has a greater appeal for the phenomenological applications. The crucial point in our analysis is that we are specially considering a large number density of non-BPS branes over the compactified space. The large density of branes helps us in getting suitably high value of the Hubble constant during inflation. The previous attempts on inflationary tachyonic models however study the effects of spacetime warping on the tachyon potential; see [25] and references therein.

The paper is organised as follows. In section-2 we review and discuss the FRW cosmological models obtained by coupling bulk de Sitter supergravity to the tachyon action. We study the solutions both with and without time-reversal symmetric conditions. In section-3 we provide complete numerical analysis of simple inflationary models. We estimate the number of e-foldings during the inflation in realistic situations and fix the values of various parameters so that the results are close to the observed values. In section-4 we discuss the slow-roll limits coming from cosmology. We summarise the main results in section-5.

2 (A)symmetric de Sitter cosmology with tachyon field

We review the model considered by Sen [3] based on tachyon field theory coupled to background gravity and nonvanishing positive cosmological constant, Λ . It is significant in these models that compactification of string theory to four-dimensions with a positive cosmological constant, of KKLT type [22], is achieved. All the moduli including the volume modulus are taken to be a priori fixed. The model also has an unstable D3-brane which expands along the three large spatial directions. The four-dimensional effective action is taken as [3]

$$S = \int d^4x \frac{1}{16\pi G} \sqrt{-g} (R - 2\Lambda) - \int d^4x \sqrt{-g} V(T) \quad (3)$$

where Newton's constant G is related to four-dimensional Planck mass M_p as $8\pi G = M_p^{-2}$. We shall consider that at the top of the potential, $V(T_0) = V_0$ while $V(\infty) = 0$ in the tachyon vacuum. These consist two well known properties of the tachyon potential, e.g. $V(T) = V_0 \cosh(\sqrt{\frac{2}{3}} \frac{T}{f})$ in superstring theory [2].³

The recent cosmological observations tell us that our universe is isotropic and homogeneous at large scales and also appears to be spatially flat [23]. These measurements

³Note that we shall take $V_0 = N T_3$ for this potential, where N is the number of 3-branes. We are considering more than one unstable 3-brane or equivalently a fat 3-brane. Here $T_3 = \frac{2M_s^4}{(2\pi)^3 g_s}$ is non-BPS D3-brane tension.

also reveal that the present phase of universe expansion is such that the vacuum energy (cosmological constant) contributes nearly 70% to the total energy density in the universe ($\rho_{\text{total}} = 1$). Motivated by these phenomenological inputs we shall always assume $G V_0 = 0$. We look for purely time-dependent solutions of equations of motion of the action and take the metric ansatz to be a generic Friedmann-Robertson-Walker spacetime

$$ds^2 = -dt^2 + a(t)^2 \left[\frac{dr^2}{1 - kr^2} + r^2 (d\theta^2 + \sin^2 \theta d\phi^2) \right] \quad (4)$$

where k takes values $1, 0$ or -1 depending upon whether the spatial geometry is S^3, R^3 or H^3 respectively. We also take tachyon to be purely time-dependent $T = T(t)$.

With the above ansatz the field equations derived from the above action can be written as; the Tachyon equation:

$$T = \left(1 - \frac{3}{2} \dot{T}^2 \right) M_s^2 \frac{V(T)}{V} + 3T \frac{\dot{a}}{a} \quad (5)$$

the Friedmann equation:

$$\frac{\dot{a}}{a} = \frac{1}{3} + \frac{8G}{3} \frac{V(T)}{1 - \dot{T}^2} \left(1 - \frac{3}{2} \dot{T}^2 \right) \quad (6)$$

and the Raychaudhuri equation:

$$\frac{\ddot{a}}{a} = -\frac{k}{a^2} - \frac{1}{3} + \frac{8G}{3} \frac{V(T)}{1 - \dot{T}^2} : \quad (7)$$

It can be seen that the equation (5) follows simply by taking the time derivative of the eq. (7). Therefore equations (6) and (7) contain all information about tachyon rolling in this model, making (5) redundant. Let us introduce the quantity $H(t) = \dot{a}(t)/a(t)$ known as Hubble parameter at any given time t . Then equations (6) and (7) immediately give us

$$H = \frac{1}{a^2} \left[\frac{3}{2} \frac{8G}{3} \frac{V(T)}{1 - \dot{T}^2} - \dot{T}^2 \right] \quad (8)$$

This is the key equation for the evolution of the Hubble parameter.

It can be seen that there is a time-reversal symmetry of these field equations if the fields (solutions) have the properties [3]

$$T(t) = T(-t); H(t) = -H(-t); a(t) = a(-t): \quad (9)$$

A generic time-reversal symmetric solution with boundary conditions [3]

$$T(0) = T_0; \dot{a}(0) = 0; a(0) = a_0; T = 0 \quad (10)$$

at $t = 0$ necessarily require $k = 1$; that is spatial FRW geometry has to be S^3 . However, for time-asymmetric initial conditions [24]

$$T(0) = T_0; H(0) = H_0; \dot{T}(0) = 0 \quad (11)$$

at $t = 0$ we can set $k = 0$, which corresponds to a flat spatial geometry.

Note that the second term on the right hand side of (8) is always negative definite, while \dot{T}^2 can only vary between 0 and 1 monotonically. We clearly see from (8), keeping in mind the conditions (10), that initially $H > 0$ where the $\frac{k}{a^2}$ term is dominant while at the later stage the tachyon term takes over making $H < 0$ always. While specially for $k = 0$ (time-asymmetric) case $\frac{dH}{dt} < 0$ always [24]. Thus we also infer from here that the late time evolutions are the similar in the two cases, that is, at the later stage in tachyon evolution, Hubble constant always decreases with time or at most becomes constant (when $\epsilon = 0$), but it cannot increase with time.

2.1 dS to dS Vacuum Interpolation

There are mainly two exact de Sitter solutions of the equations of motion in the last section with constant tachyon field. The de Sitter solution with a bigger value of cosmological constant $\Lambda_0 = +8GV_0$ is given by [3]

$$T = 0; \dot{T} = 0; a(t) = a_0 \cosh\left(\frac{t}{a_0} \sqrt{3}\right); a_0^2 = 3 = \Lambda_0 \quad (12)$$

and the other de Sitter solution is

$$T = 1; \dot{T} = \frac{1}{\sqrt{3}}; a(t) = a_0 \cosh\left(\frac{t}{a_0} \sqrt{3}\right); a_0^2 = 3 = \Lambda_0 \quad (13)$$

Also there will be other rolling tachyon solutions of the field equations which interpolate between these two de Sitter spaces. (Specially, if we set $\epsilon = 0$, then the interpolation will be between dS and Minkowski spacetime.) This can be immediately seen over here. With the initial conditions (10), in the neighborhood of $t = 0$ where $\dot{T} \neq 0$, the field equations simply reduce to

$$\begin{aligned} H^2 &= -\frac{1}{a^2} + \frac{1}{3} + \frac{8}{3}GV_0 + O(\dot{T}^2) \\ \dot{H} &= -\frac{1}{a^2} + O(\dot{T}^2) \end{aligned} \quad (14)$$

These are precisely the equations of a de Sitter spacetime with effective cosmological constant Λ_0 . Hence the universe near the top of the potential inflates very fast as a de Sitter space. This pure de Sitter phase lasts, however, for very short time until \dot{T}^2 terms

in (14) become sizable. We will also see from numerical analysis that in this short interval the Hubble parameter reaches its maximum value given by

$$H_m = \frac{H_0}{3}$$

starting from zero. As T grows in time, from eq. (8), at some instant, $H(t) = 0$. While ever after that we have decelerating (matter dominated) phase $H' < 0$. In the far future (as $t \rightarrow \infty$) where $T \rightarrow 1$ and $\dot{T}^2 \rightarrow 1$, the field equations simplify to

$$H^2 = -\frac{k}{a^2} + \frac{\Lambda}{3}; \quad H' = -\frac{k}{a^2} \quad (15)$$

which is the de Sitter universe with a cosmological constant Λ . Thus the models with both the boundary conditions (10) or (11) will interpolate between two de Sitter phases with cosmological constants Λ_0 and Λ_∞ respectively. The Λ_0 could as well be chosen to be the present value of cosmological constant in our universe, being $10^{-122} M_p^2$. To note, in the time-reversal symmetric case the Hubble parameter must change sign across $t = 0$. Therefore universe must start with a (contracting) de Sitter phase at $t = -1$ and should end in the (expanding) de Sitter universe at $t = 1$ separated by an intermediate de Sitter phase at $t = 0$ [3].

3 Numerical analysis of the tachyon rolling

3.1 Basic analysis

An interpolating solution of the tachyon-gravity system as described in the last section will not be easy to obtain analytically. Therefore our main aim is to solve the tachyon-gravity system numerically. For simplification we set $\Lambda = 0$, because for $\Lambda = 0$ the basic results will be similar except they will differ only at the late time. The equations (7) and (8) can be assembled in the following form

$$\frac{H' - \frac{k}{a^2}}{H^2 + \frac{k}{a^2}} = \frac{3}{2} \dot{T}^2; \quad \frac{8}{3} G \frac{V(T)}{1 - \dot{T}^2} - \frac{k}{a^2} = H^2; \quad (16)$$

First we are interested in the initial conditions (11) which represent the time asymptotic situation ($k = 0$) [24]. We take $T(0) = 0$; $H(0) = H_0$ such that at the top of the potential $T(0) = 0$. Then eqs.(16) imply $H'(0) = 0$ with $\frac{8}{3} G V(0) = H_0^2$. Classically the system with these initial conditions will not evolve in time, however a small fluctuation will dislocate the configuration from the top and the system will eventually start evolving. We shall take initial conditions in our numerical analysis in conformity with this fact

where we are slightly away from the top position. We consider $V(T) = V_0 \cosh(\frac{T}{2})$ in these calculations for both symmetric and asymmetric cases. In our units t is measured in M_p^{-1} and the Hubble constant H is measured in M_p . Accordingly the string tension parameter v_0 which multiplies T^2 has to be fixed. From string compactification

$$M_s^2 = \frac{g_s^2}{v_0} M_p^2;$$

with the volume parameter $v_0 = (\frac{R}{l_s})^{6\pm 1}$ (R being radius of compactification). Since in this subsection, we are interested in the qualitative understanding of the tachyon rolling in symmetric and asymmetric cases, we just set $\frac{g_s^2}{v_0} = 1$, so that $M_s = M_p$. Notice that $\frac{g_s^2}{v_0} = 1$ corresponds to small volume compactification and so the results will be sensitive to stringy corrections. For realistic scenario, we shall consider large volume compactification in the next subsection.

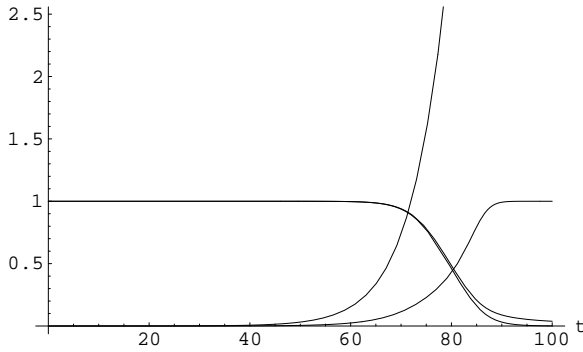


Figure 1: Plots are for the time evolution of T ; \dot{T} ; H and $\frac{q}{8GV}=3$ presented in clockwise manner, with initial values $H(0) = 1$, $T(0) = 10^{-5}$. The value of N_e , which is the area under $H(t)$ curve in the plateau region, could easily be estimated to be close to 60. H vanishes at late time but $V(T)$ vanishes faster than H .

The numerical results are plotted in figures (1) and (2). Specially the time evolution of the quantities T ; \dot{T} ; H and $\frac{q}{8GV}(\tau)=3$ could be found in the figure (1). The plots of H and $\frac{q}{8GV}$ overlap with each other in the plateau region. This plateau region we will characterise as the slow-roll inflationary period. Note that both H and V vanish at

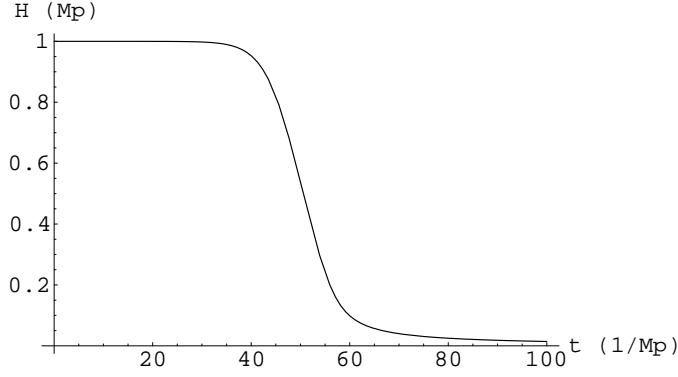


Figure 2: The graph is for H with initial values $H(0) = 1 (M_p)$ and $T(0) = 10^{-3}$. The value of N_e can be estimated to be about 50 in this case. H vanishes only at late time but earlier than in the previous graph.

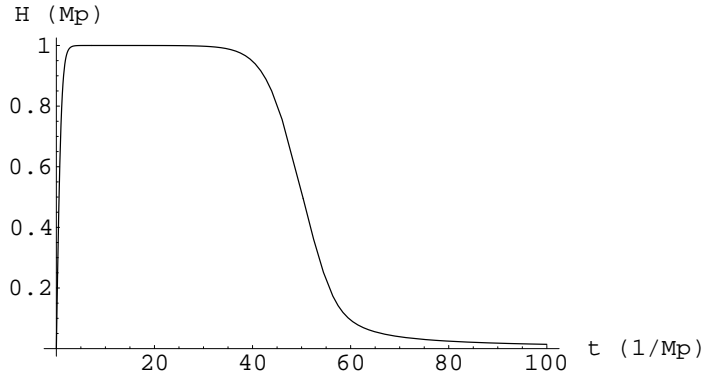


Figure 3: For comparison the plot is for $H(t)$ with time-reversal symmetric initial values $H(0) = 0$; $T(0) = 10^{-3}$ and $\frac{8}{3} \frac{GV(0)}{3} = 1$. The value of N_e is estimated to be 50 in this case. Note H starts from initial value zero at $t = 0$.

the late time, but $V(T)$ vanishes faster than H . This fact led us to propose the bound ⁴

$$N_e \geq \int_{t_i}^{t_f} \frac{8}{3} \frac{GV}{3} dt$$

in the previous work [24]. From eq.(1), it is found that taking the initial values $H(0) =$

⁴The number of e-foldings through which universe expands during the slow-roll inflation is defined as $N_e = \ln \frac{a(t_f)}{a(t_i)} = \int_{t_i}^{t_f} H(t) dt$, where t_i is the time when inflation starts and t_f is the time when inflation ends. The estimate is that the universe went through at least 60 e-foldings.

$1M_p$ and the $T(0) \sim 10^{-5}$ provide us with the number of e-folds during inflation close to 60. The duration of inflation is however very short and is about $60(M_p)^{-1}$. But it can be increased by taking smaller values of $H(0)$ and $T(0)$, see [24]. At least from figures (1) and (2) it can be deduced that lower the initial value $T(0)$ longer is the duration of inflation.

Now we come to time-reversal symmetric evolution. We take the boundary conditions as in (10) along with $k = 1$ in (16). The time evolution of $H(t)$ is plotted in fig.3, keeping the initial value $T(0)$ and $\frac{8GV(0)}{3}$ same as for fig.2. We can see from the figure (3) that near $t = 0$ Hubble parameter grows very-very fast from initial zero value and in no time it reaches its maximum value of 1. After that it remains constant for a while, this constant H region is characterised as the slow-roll inflation. Later the matter dominated (decelerating) phase takes over which will terminate in a de Sitter phase as $t \rightarrow 1$. Due to time-reversal symmetry, the plot must be extended to negative t axis also, but we have not plotted it. However, inflation lasts for rather short interval of $50M_p^{-1}$ only. Moreover, the value of the Hubble parameter at the end of inflation is of the order of $1M_p$ which is much larger than the COBE bound $10^{-5}M_p$ on the fluctuations. So this requires a change in the various initial values of the parameters.

Thus, quite significantly, comparing figures (2) and (3) which have same initial conditions except for the value $a(0)$, we learn that the time-symmetric and asymmetric evolutions of the Hubble parameter differ in picture only in the neighborhood of $t = 0$, but not at later (positive) time. That is, by observing the universe at late times we may not be able to distinguish between the two situations.

3.2 A Near Phenomenological Choice of Parameters

The analysis of the last section looks very promising in that the tachyon rolling does seem to provide, albeit qualitatively, the picture of inflationary evolution of our universe. In order to get a realistic picture we need to pick those values of parameters g_s, v_0, N which would restrict the size of perturbations δH (or density fluctuations) to less than $10^{-5}M_p$ towards the end of slow-roll inflation. This will mostly depend on the cosmological constant ρ_0 of the de Sitter phase near $t = 0$ which controls the value of the Hubble parameter during inflation (the plateau region in the figures). The ρ_0 depends upon the height of the tachyon potential through $\rho_0 = \frac{1}{2} + 8GV_0$. From the stringy origin of the potential, V , we find $(\frac{1}{2} + 8GV_0)$ that maximum value of Hubble parameter is

$$(H_m)^2 = \rho_0 = \frac{1}{2} + 8GV_0 = \frac{N}{g_s} \left(\frac{g_s}{v_0}\right)^2 M_p^2 : \quad (17)$$

where N counts the number of 3-branes.⁵ To bring stringy corrections under control, we shall consider large volume compactification, $v_0 > 1$, with generic weak string coupling, $g_s < 1$. The above equation (17) can also be written as

$$H_m \simeq \frac{N g_s}{v_0} M_s : \quad (18)$$

Thus, generically we will have a situation where $H_m \ll M_s \ll M_p$. However, from our experience in the last section, for suitable inflation, cases with $H_m \sim M_s$ are more favourable. From (18), this can be achieved only if we consider suitably large number of the branes so that $\frac{N g_s}{v_0} \sim 1$. In the following it will be our primary assumption.

Now, if we particularly take $g_s = 0.1$, $v_0 = 10^6$, and $N = v_0 = 10$, then the string scale becomes $M_s = 10^{-4} M_p$ and

$$H_m \sim M_s \sim 10^{-4} M_p : \quad (19)$$

While if we take $g_s = 0.1$ and $v_0 = 10^6$, along with $N = v_0 = 1$, the string scale is still $M_s = 10^{-4} M_p$ but now

$$H_m \sim 0.316 M_s : \quad (20)$$

Both of the situations (19) and (20) are favourable for cosmological applications.

We shall take $H_m \sim M_s \sim 10^{-4} M_p$, i.e. (19), for the model which we are going to discuss in the rest of the paper. The advantage of choosing (19) over (20) is that, as we will see in the section-4, it can provide us with the size of density fluctuations close to observed cosmological (COBE) limits. Moreover, since $H_m \sim M_s$ the closed string production rate during the tachyon decay will be rather suppressed (dilute approximation) compared to the situation when $H_m > M_s$. This may be important as we are assuming that classical action (3) to be valid through out the evolution. However, taking $H_m \sim M_s$ also makes the temperature of the initial de Sitter phase comparable to the Hagedom temperature of the strings.⁶ Nevertheless, we shall assume that the classical analysis holds good so long as $H \sim M_s$.

The Model:

Based on above approach, in the figure (4) we have plotted an interpolating (numerical) solution of the eqs.(16) by taking

$$g_s = 0.1; M_s = 10^{-4} M_p; 8 G V_0 = 3 \times 10^8 M_p^2 \quad (21)$$

and the time-symmetric initial conditions (when $k = 1$) at $t = 0$ as

$$T(0) = T_0 = 10^{-3}; \underline{a}(0) = 0; \dot{a}(0) = \frac{1}{3} \sqrt{8 G V_0} : \quad (22)$$

⁵Note we have dropped a factor of $\frac{2}{3(2)^3}$ on the RHS of the above equation. Note, it can be easily absorbed in the parameter N without affecting the whole analysis.

⁶We are thankful to the referee for suggesting this important point.

This is just one of the suitable choices. One can take slightly different values of these quantities. For example, if we take $T(0) = 0.1$ keeping everything else same, the duration of inflation will be slightly reduced compared to the fig.4. We will discuss more on this in section-4. For practical reasons we have set $\phi = 0$ while numerically solving the equations. Also if we keep $10^{122} M_p^2 \neq 0$ in these equations it will not alter the major conclusions.

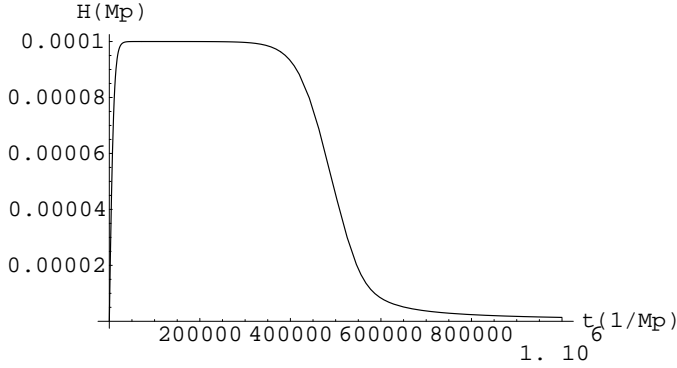


Figure 4: The plot is for $H(t)$ with time-reversal symmetric initial values $H(0) = 0$; $T(0) = 10^{-3}$ with $\frac{8 G V(0)}{3} = 10^{-8}$. The value of N_e could easily be estimated to be 50 in this case.

Critical number density:

It is important to emphasize that above construction heavily depends upon the proposal that we can have a large number of 3-branes such that $N = v_0 = N \left(\frac{l_s}{R}\right)^6 \gg 0$ (1). The quantity $N = v_0 = 1$ does quantify a critical number density for us. For example, a large compactification radius of $R = 10 l_s$ will imply $N = 10^6$. Thus if compactification volume is large so is the number of branes, such that there is one 3-brane for each six-volume block (of string-size) of the compact six-manifold. If this exhibility is not there then we will not have the construction we discussed so far.

3.3 Inflation and growth of scales

It will be worth while to know, how the scales grow during the inflation and the rest of the expansion in the time symmetric model. The work is simplified if we divide the whole time evolution from $t = 0$ to $t = t_{\text{today}}$ into definite intervals during which Hubble parameter grows differently. Based on the graph in fig.4 the evolution can be divided into four distinct phases of expansion. We shall use the values in eqs. (21), (22) and fig.4 for the estimate of various quantities in this section.

Phase-1 (pure de Sitter)

During this phase $H > 0$, universe grows with an accelerated expansion from $t = 0$ to the time t_1 where Hubble parameter reaches its maximum value $H_m = H_0 = 3$. This is a pure de Sitter phase during which scale factor grows as $a(t) = a_0 \cosh(H_m t)$. Thus the expansion lasts typically for the period $(H_m)^{-1}$. For our choice of $H_m = 10^4 M_p^{-1}$ this period of de Sitter expansion is calculated to be around $10^4 (M_p)^{-1}$. This is quite evident from the fig.4 also. The size of the universe grows roughly by 10 times of the initial size. The initial size at $t = 0$ is, however, fixed by $a_0 = 3^{-1/2}$, which is of the string size, l_s . From (21), l_s is of the order of 10^{-29} cm .

Phase-2 (Slow-roll inflation)

This phase has typical characteristic that H varies very slowly ($H' \approx 0$). This corresponds to the plateau region in fig.4. At the start point $t_1 = 10^4 M_p^{-1}$ the value of Hubble parameter is $10^4 M_p$. It is clear that inflation ends at the time $t_f = 5 \times 10^4 M_p^{-1}$ where $H = 10^5 M_p$. During this period $N_e \approx 50$ which is certainly less than the usual value of 60 e-folds. Thus the inflation ends early when universe is just about 10^{-37} sec young. During this tiny interval scales grow by a factor of $e^{N_e} \approx 10^{22}$, so the universe will grow into a size as big as 10^{-7} cm starting from the size 10^{-28} cm at the start of inflation.

Phase-3 (Matter dominated phase)

At the end of inflation, the matter content starts dominating and the Hubble parameter then evolves as $H(t) \propto t^{-2/3}$ [24]. This phase will last until $H = 3$, where we would like to take as $10^{-122} M_p^2$, the observed value in our universe. From the simple relation

$$\frac{H(t_1)}{H(t_2)} = \frac{t_2}{t_1}$$

valid during this expansion we can estimate, taking $t_1 \approx 10^{-37} \text{ sec}$, $H(t_1) \approx 10^5 M_p$, and $H(t_2) = 10^{-61} M_p$, that the age of universe is approximately 10^{11} yr ($1 \text{ yr} = 3.15 \times 10^7 \text{ sec}$). Thus it gives more or less the correct age of our universe. Thus for most of the time universe has been dominated by matter phase. Using the scale factor growth as $a(t) \propto t^{2/3}$, we can estimate that size of universe grows by a factor of 10^{38} during the matter phase. Accordingly the present size of our universe is calculated to be 10^{31} cm , which is slightly larger than the present estimates on the size of universe being 10^{29} cm [23, 26].

Phase-4 (de Sitter)

This is an expected end phase during which universe will keep on expanding forever like a de Sitter space with constant $H = H_0 = 3 \times 10^{-61} M_p$. This is one of the vacuum solution in the time (a) symmetric model.

Let us now plot the rate of change of Hubble parameter during the evolution of the universe. The graph in fig.5 corresponds to the initial values as in fig.4. The behaviour resembles to our predictions in section-2. Initially, $H > 0$, but then it starts to slow down and reaches the inflationary phase where $H = 0$. It then further slows down and enters

the region which is characterised by $H < 0$. The evolution then reaches close to the cusp region near about $t = 500000 M_p$ where $H = 0$ but only briefly. This cusp region may be interesting for phenomenology, e.g. reheating of the universe etc. Beyond the cusp region $H \sim \frac{1}{t^2}$, which corresponds to matter dominated era.

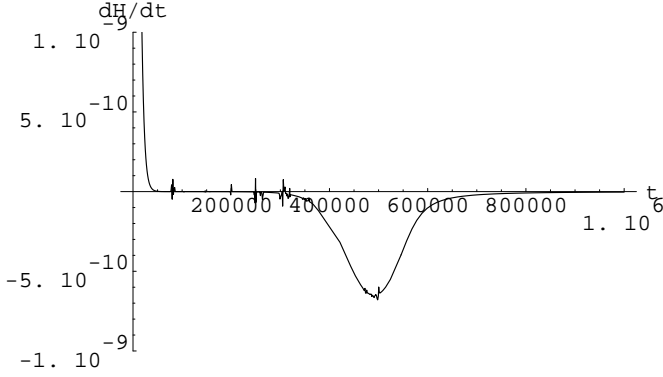


Figure 5: The plot is for H_- with time-reversal symmetric initial values.

In the end let us comment on the time-reversal asymmetric solution of the equations of motion. Looking at the figures (2) and (3) we find that except near $t' = 0$ the Hubble parameter evolves more or less in the similar fashion in the two models. But there will be no phase like $H > 0$ for the time-asymmetric case. A viable inflationary model with time-reversal asymmetric conditions will thus be as appealing as the one presented in this work and we will not attempt it separately.

4 Slow-roll parameters and density perturbations

Though it is quite evident from the previous analysis that there is genuine slow-roll inflation in the model. Let us find out the values of conventional slow-roll parameters in cosmology. The nearly scale invariant spectrum of the large scale structure in the universe provides two important conditions on the slow-roll parameters

$$\frac{M_p^2}{2} \frac{V''}{V^3} \ll 1; \quad \frac{M_p^2}{2} \frac{V'''}{V^2} \ll \frac{1}{2} \frac{V''}{V^3} \ll 1 \quad (23)$$

where derivatives are with respect to T .⁷

⁷In the conventional form, for the Lagrangian with interaction terms as $\frac{1}{2} \partial_\mu \phi \partial^\mu \phi - V(\phi)$, the slow-roll parameters are given by $\epsilon = \frac{M_p^2}{2} \frac{V'^2}{V^2}$; $\eta = \frac{M_p^2}{2} \frac{V''}{V}$. When compared to the tachyon field in our analysis a nontrivial field redefinition $\phi(T) \rightarrow \tilde{\phi}$ is required which gives the eqs.(23), see also [25].

Let us evaluate these quantities for $V(T) = V_0 \cosh(\frac{T}{\sqrt{2}})$, we get

$$\begin{aligned} &= \frac{M_s^2}{8 G V_0} \frac{\tanh^2(\frac{T}{\sqrt{2}}) \cosh(\frac{T}{\sqrt{2}})}{4} \\ &= \frac{M_s^2}{8 G V_0} \frac{(\frac{3}{2} \tanh^2(\frac{T}{\sqrt{2}}) - 1) \cosh(\frac{T}{\sqrt{2}})}{2} : \end{aligned} \quad (24)$$

Thus the ratio $\frac{M_s^2}{8 G V_0}$ is an important quantity in deciding the slow-roll. If we take

$$\frac{M_s^2}{8 G V_0} \ll 1; \quad (25)$$

that is what we have taken in the numerical analysis, see eq.(21), then during the plateau region where $T \ll \sqrt{2}$, it provides reasonably smaller values for the slow-roll parameters. Substituting the values from equations (21) and (22) into eq.(24), it gives for $T \ll \sqrt{2}$

$$\epsilon \approx \frac{T^2}{16} \ll 1; \quad \eta \approx \frac{1}{6} : \quad (26)$$

The value of ϵ is comfortably small and is good for inflation.⁸ We remark here a few points.

If we try to have $\frac{M_s^2}{8 G V_0} \gg 1$, we are in grave danger of making $\epsilon \gg 1$ and spoiling the near scale invariance of the density spectrum.

On the contrary, if we consider $\frac{M_s^2}{8 G V_0} \gg 1$, we end up in the problem of having initial value of Hubble parameter much larger than the string scale. This choice will then require potential quantum corrections to be considered in any analysis.

As we just saw, taking $\frac{M_s^2}{8 G V_0} \ll 1$ helps in a very subtle manner in producing slow-roll inflation.

The cosmological measurements also put an upper bound on the amplitudes of density perturbations during the slow-roll inflation. These perturbations grow in size during the inflation and during rest of later part the expansion. The COBE measurements give a bound on metric perturbations [27]

$$\delta \rho / \rho \approx \frac{H^2}{75 M_p^3 V_0} \approx 2 \times 10^5 \quad (27)$$

⁸I am grateful to D. Ghoshal, A. Sen and S. Trivedi for pointing out the error in the previous version of the paper.

This bound is applicable nearly 60 e-folds prior to the end of inflation. We calculate

$$\begin{aligned}
H &= \frac{p^{-\frac{3}{2}}}{p^{\frac{3}{2}}} \frac{8}{75} \frac{GV_0}{M_s^2} \frac{g_s}{v_0} \text{cosech}\left(\frac{T}{2}\right) \\
&= \frac{3}{p^{\frac{3}{2}}} \frac{10^{-4}}{75} \text{cosech}\left(\frac{T}{2}\right) \\
&= \frac{6}{p^{\frac{3}{2}}} \frac{10^{-4}}{75 T} \quad \text{for } T \gg \frac{p^{-\frac{3}{2}}}{2}
\end{aligned} \tag{28}$$

where we have used $M_s = \frac{g_s}{v_0} M_p = 10^{-4} M_p$ and the exact values in (21).

Here, it is significant to note that our chosen value $H \sim M_s = 10^{-4} M_p$ at the start of inflation is almost of right order of magnitude. To see this we need to know the value of $T(t)$ at the time when fluctuations seed in. From the fig.4, we only have about 50 e-foldings in total, hence the quantum fluctuations must seed in at the start of the inflation itself in order to comply with the COBE normalisations. At the beginning of the fluctuations it is reasonable to take $T \sim 10^2$. From (28) this gives us

$$H \sim 10^{-3}$$

at the beginning of the last 50 e-folds. So there is slight problem with the COBE limits. The amplitudes we get are larger but those are not too far away from the observational limits.

We note that there is still enough flexibility in the model in order to get H right. For example, looking at (28) we find that a value of $\frac{g_s^2}{v_0}$ less than 10^{-4} will be more favourable. It means the string scale can be taken further smaller than $10^{-4} M_p$. Alternatively, the ratio $\frac{8}{M_s^2} \frac{GV_0}{v_0}$ which we have taken ~ 1 can be relaxed a bit and can be taken slightly greater than 1. That is, $H_m = M_s$ should be slightly greater than 1. This will allow a larger initial value of $T(0)$, while maintaining the same number of e-folds $N_e \sim 50$. However, $H_m > M_s$ might invite quantum stringy corrections as we stated before. Still a purely classical analysis may provide some useful insight. On the opposite side, from eq.(28) it will also be prudent to choose $8 \frac{GV_0}{M_s^2}$ smaller than M_s^2 , but it should be done only marginally, otherwise a large difference will interfere with slow-roll limits on ϵ and η . Particularly η is very much sensitive to this. This last point corresponds to the choice in (20), which incorporates a critical number density of the branes. However, this later choice does not seem to be a better choice as it also has the potential to reduce the number of e-folds further down from 50. Amongst all of these, H_m being slightly greater than M_s is a better choice accompanied with a larger value of $T(t)$ at the time of the seeding of the fluctuations.

5 Conclusions

We have studied rolling tachyon cosmological solutions in a de Sitter spacetime. The Friedmann-Robertson-Walker spacetimes are studied with both time-reversal symmetric as well as non-symmetric initial conditions. As stated by Sen [3] the time-symmetric conditions are the ones which are favoured by the open-string completeness conjecture. Although, the time asymmetric conditions are equally allowed but the corresponding open-string picture is not quite understood. From our study of the FRW solutions of the equations of motion, we find that from phenomenological point of view it is hard to distinguish between the two type of situations. Particularly, given the tachyon potential, the evolution of the Hubble parameter is strikingly similar except near $t = 0$, in both the situations. The configurations are completely non-singular in both the cases.

In order to get a viable cosmological model of inflation, we need to have $8 \cdot G V_0 \cdot M_s^2$ with $M_s \cdot 10^{15} \text{ GeV}$. With large volume compactification ($v_0 > 1$), this construction heavily depends on a large number density of unstable 3-branes over the six-volume of the compact manifold. This is because we must have $\frac{N g_s}{v_0} \sim O(1)$ in order that $H_m \sim M_s$ which helps in achieving sufficient inflation as well as the right amplitudes for density fluctuations. We define a critical number density for which there is single 3-brane for each (string-size) six-volume block of the compact manifold.

We also find that near $t = 0$ the universe will have a energy density of the order of $10^{78} \text{ gm cm}^{-3}$ and not the Planck density $10^{94} \text{ gm cm}^{-3}$ as in big-bang scenario. The reason is that we cannot afford to have Planck density in this model at $t = 0$, if we want appropriate amplitudes for the density fluctuations during inflation. We provide a model where solutions give rise to roughly 50 e-foldings of inflation, by suitably choosing the initial conditions at the top of the tachyon potential. However, due to restricted number of e-folds the quantum fluctuations, which give rise to the density perturbations, must set in at the very beginning of the inflation. Note that, during inflation the energy density of universe remains almost fixed. This is because the inflation is largely driven by the initial de Sitter phase. Therefore at the time $\sim 10^{-37} \text{ sec}$ when inflation ends we measure $H \sim 10^{44} \text{ GeV}$ with an energy density approximately $10^{78} \text{ gm cm}^{-3}$. These are more or less the standard values at the end of inflation in standard big-bang (singularity) model. After the inflation the matter dominated phase starts which lasts until $H \sim 10^{61} M_P$.

Thus we find that during the large part of evolution the universe has remained matter dominated. The calculated age of universe comes out to be about 10^{11} yr which is quite admissible. Also the size of visible universe comes out to be 10^{30} cm , which is just right in magnitude when compared to cosmological data.

What about the radiation dominated phase? The answer is; we do not explicitly encounter a radiation dominated era where scale factor would grow as $a(t) \propto t^{\frac{1}{2}}$. But since the expansion switches in time from $H > 0$ (early de Sitter phase) to $H \propto \frac{2}{3}t^{-2}$

(matter dominated phase) through an intermediate value $H = 0$ (inflationary phase), somewhere in between (just after the inflation) the universe may pass through radiation dominated era.

In conclusion it seems that inflationary tachyon models of the type presented in this work can be suitable for cosmological applications. However, we need to improve upon the value of α and H which in our model are slightly larger than expected. The models required large number density of non-BPS branes. From string theory point of view such a construction does provide an alternate to the models with spacetime warping. In cosmology we have to ask an important question; Is it that our universe never had a Planck density phase? Can we do without Planck density phase at the big-bang? We do not claim to know the complete answer. Only partial answers are provided in this paper.

Similar results on inflation assuming warp factors in tachyon potential have been reported in the recent work [25].

Acknowledgment:

I would like to thank Shibaji Roy for careful reading of the manuscript and for the useful discussion that followed.

References

- [1] A. Sen, Rolling Tachyon, JHEP 0204 (2002) 048, hep-th/0203211.
- [2] A. Sen, Tachyon Matter, JHEP 0207 (2002) 065, hep-th/0203265.
- [3] A. Sen, Remarks on Tachyon Driven Cosmology, hep-th/0312153.
- [4] A. Linde, Inflation and string Cosmology hep-th/0503195.
- [5] M. Headrick, S. Minwalla and T. Takayanagi, Closed string tachyon condensation: An overview, Class. Quant. Grav. 21 (2004) S1539, hep-th/0405064.
- [6] H. Yang and B. Zwiebach, Rolling Closed String Tachyons and Big Crunch, hep-th/0506076.
- [7] A. Sen, JHEP 9910 (1999) 008, hep-th/9909062; M. R. Garousi, Nucl. Phys. B 584 (2000) 284, hep-th/0003122; E. A. Bergshoeff, M. de Roo, T. C. de Wit, E. Eyras and S. Panda, JHEP 0005 (2000) 009, hep-th/0003221; J. Kluson, hep-th/0004106; D. Kutasov and V. Niarchos, hep-th/0304045.
- [8] A. Mazumdar, S. Panda and A. Perez-Lorenzana, Nucl. Phys. B 614, 101 (2001) [arXiv:hep-ph/0107058].
- [9] G. W. Gibbons, Cosmological Evolution of the Rolling Tachyon, hep-th/0204008.

- [10] M .Fairbairn and M .H .Tytgat, hep-th/0204070.
- [11] D .Choudhury, D .Ghoshal, D .P .Jatkar and S.Panda, hep-th/0204204.
- [12] L .K ofm an and A .Linde, Problem s with Tachyon In ation, hep-th/0205121.
- [13] M . Sam i, P . Chingangbam and T . Qureshi, Phys. Rev. D 66 (2002) 043530, hep-th/0205179.
- [14] I . Y . A ref'eva, L . V . Joukovskaya and A . S . K oshelev, JHEP 0309, 012 (2003) [arX iv:hep-th/0301137].
- [15] F .Leblond and A W .Peet, JHEP 0304 (2003) 048, hep-th/0303035.
- [16] S.Roy, Phys.Lett.B567 (2003) 322, hep-th/0304084; N .Ohta, Phys.Rev.Lett. 91 (2003) 061303, hep-th/0303238.
- [17] S.No jiri and S D .O dintsov, hep-th/0306212.
- [18] S .K achru, R .K alosh, A .Linde, J .M aldacena, L .M cAllister and S P . Trivedi, hep-th/0308055.
- [19] M . Garousi, M . Sam i and S . Tsujikawa, Phys. Rev. D 70 (2004) 043536, hep-th/0402075.
- [20] A .Linde, Particle Physics and In ationary Cosm ology, (Harwood, Chur, Sw itzerland, 1990); hep-th/0503203.
- [21] T . Padm anabhan, gr-qc/0503107; J.S. Bagla, H K . Jassal and T . Padm anabhan, astro-ph/0212198.
- [22] S .K achru, R .K alosh, A .Linde and S P . Trivedi, Phys. Rev. D 68 (2003) 046005, hep-th/0301240.
- [23] U . Seljak, astro-ph/0407372; C L . Bennett et al, Astrophys. J. Suppl, 148 (2003) 1, hep-th/0302207; D D . Spergel et al, Astrophys. J. Suppl, 148 (2003) 175, hep-th/0302209.
- [24] H . Singh, M ore on Tachyon Cosm ology in de Sitter G ravity, hep-th/0505012.
- [25] D . C rem ades, F . Q uevedo and A . Sinha, W arped In ation in Type IIB Flux Com pactifications and the Open-String Com pleteness C onjecture, hep-th/0505252.
- [26] See for exam ple; J B . Hartle, G ravity (Pearson Education, Indian print, 2003); S . W einberg, G ravitation and Cosm ology, (W iley & Sons)

- [27] A. R. Liddle and D. H. Lyth, *Cosmological Inflation and Large Scale Structure*, Cambridge University Press (2000).