

Eternal Inflation with α' -Corrections

A. Westphal

Deutsches Elektronen-Synchrotron, Notkestrasse 85, D-22603 Hamburg, Germany

Abstract

Higher-order α' -corrections are a generic feature of type IIB string compactifications. In KKLT-like models of moduli stabilization they provide a mechanism of breaking the no-scale structure of the volume modulus. We present a model of inflation driven by the volume modulus of flux compactifications of the type IIB superstring. Using the effects of gaugino condensation on D7-branes and perturbative α' -corrections the volume modulus can be stabilized in a scalar potential which simultaneously contains saddle points providing slow-roll inflation with about 130 e -foldings. We can accommodate the 3-year WMAP data with a spectral index of density fluctuations $n_s = 0.93$. Our model allows for eternal inflation providing the initial conditions of slow-roll inflation.

1 Introduction

String theory at present is the only candidate for a unified quantum theory of all interactions that simultaneously provides for a UV-finite description of quantum gravity. However, there is rich internal structure already in 10 dimensions and the tremendously large number of possible compactifications to 4d (roughly 10^{500} according to a recent estimate [1, 2]). Thus, we face the formidable task of constructing realistic 4d string vacua that come as close as possible to the structures of the Standard Model. One pressing issue is removing the massless compactification moduli from the low energy spectrum of a given string vacuum. Recently, more general compactification manifolds characterized by the presence of background fluxes [3–22] of the higher p -form field strengths in string theory have been studied in this context. Such flux compactifications can stabilize the dilaton and the complex structure moduli in type IIB string theory. Non-perturbative effects such as the presence of D p -branes [23] and gaugino condensation were then used by KKLT [24] to stabilize the remaining Kähler moduli in such type IIB flux compactifications (for related earlier work in heterotic M-theory see [25]). Simultaneously these vacua allow for SUSY breaking and thus the appearance of metastable dS_4 -minima with a small positive cosmological constant fine-tuned in discrete steps. KKLT [24] used the SUSY breaking effects of an anti-D3-brane to achieve this. Alternatively the effect of D-terms on D7-branes have been considered in this context [26].

Concerning KKLT inspired setups like those mentioned above we may now ask which of the ingredients used there is least controlled with respect to the constraints of perturbativity and negligible backreactions. Clearly, such a question arises with the use of anti-D3-branes as uplifts for given volume-stabilizing AdS minima. The presence of either D3-branes or anti-D3-branes by themselves does not pose a problem. Each kind viewed for itself is a BPS state that preserves half of the original $\mathcal{N} = 8$ supersymmetries in 4d ($\mathcal{N} = 2$ in 10d), which, in turn, can be arranged to contain the 2 supersymmetries preserved by the Calabi-Yau compactification. However, an anti-D3-brane in the presence of a compact geometry with D3-branes is non-BPS with respect to the supersymmetries preserved by the BPS condition of the D3-branes. Thus, it breaks SUSY, and it is not clear whether this SUSY breaking is explicit or has a description in terms of F-term or D-term breaking. If anti-D3-branes break SUSY explicitly, the use of the supergravity approximation to calculate the effect on the scalar potential may be questionable. Replacing the anti-D3-branes by D-terms on D7-branes [26] is a way to alleviate this problem because this way of SUSY breaking has a manifestly supersymmetric description.

In view of these difficulties it is appealing that there are further possibilities to provide uplifting effects by means of perturbative α' -corrections [27] (for earlier results see [28]) in the type IIB superstring. KKLT have argued that these higher-order corrections in the string tension are not relevant in the large volume limit [24]. The non-perturbative effects invoked by KKLT vanish exponentially fast in this limit. In contrast, the perturbative corrections usually depend on a power of the volume. This motivates the discussion of these effects as an alternative to anti-D3-branes. The α' -corrections have recently been used to provide a realization of the simplest KKLT dS -vacua without using anti D3-branes as the source of SUSY breaking [29–32]. Here we will show that in combination with racetrack superpotentials these stringy corrections can provide also for slow-roll inflation driven by the KKLT volume modulus. Inflation in string theory has been studied recently by, e.g, using the position of D3-branes [33, 34] or a condensing D-brane tachyon [35] as the inflaton field (for recent

attempts to cure the η -problem of supergravity in such brane inflation models see e.g. [36, 37]) or tuning the original KKLT potential for the KKLT volume modulus T by extending the superpotential used there to the racetrack type [38, 39]. The general evolution of the T -modulus was studied in [40] for the KKLT case [24] and the modified Kallosh-Linde model [41].

The paper is organized as follows. Section 2 summarizes known α' -corrections in type IIB superstring theory and provides a short discussion of the scalar potential generated by these corrections. Section 3 discusses the uplifting potential provided by α' -corrections in terms of a general limiting case of the form of the uplifting contribution. We show that the KKLT superpotential combined with one or two additive uplifting contributions to the scalar potential cannot provide for slow-roll inflation driven by the T -modulus. This result is used afterwards in Sect. 4 to motivate the extension of the KKLT case to a superpotential of the racetrack type. Once we combine a racetrack superpotential with the α' -corrections the T -modulus acquires a scalar potential which stabilizes this field at a weakly dS -minimum. Simultaneously this scalar potential contains saddle points which are sufficiently flat to provide for more than 130 e -foldings of slow-roll inflation driven by the T -modulus. Section 5 discusses important rescaling properties of the setup. In Section 6 we construct a phenomenologically viable model of T -modulus inflation along these lines which can accommodate the 3-year WMAP data [42] of the CMB radiation. It yields primordial density fluctuations of the right magnitude with a spectral index of these fluctuations $n_s \approx 0.93$. In Section 7 we check our numerical results within the analytical treatment of inflation on a generic saddle point. We find that the inflationary saddle points of the model allow for eternal topological inflation. Finally, we summarize our results in the Conclusion.

2 α' -corrections

Higher-order α' -corrections which usually lift the no-scale structure of the Kähler potential of the volume modulus (and generate 1-loop corrections to the gauge kinetic functions) are not known in general. However, there is one known perturbative correction [27] given by a higher-derivative curvature interaction on Calabi-Yau threefolds of non-vanishing Euler number χ . Its relevant bosonic part is given as

$$S_{\text{IIB}} = \frac{1}{2\kappa_{10}^2} \int d^{10}x \sqrt{-g_s} e^{-2\phi} \left[R_s + 4(\partial\phi)^2 + \alpha'^3 \frac{\zeta(3)}{3 \cdot 2^{11}} J_0 \right] . \quad (1)$$

Here J_0 denotes the higher-derivative interaction [27]

$$J_0 = \left(t^{M_1 N_1 \dots M_4 N_4} t_{M'_1 N'_1 \dots M'_4 N'_4} + \frac{1}{8} \epsilon^{ABM_1 N_1 \dots M_4 N_4} \epsilon_{ABM'_1 N'_1 \dots M'_4 N'_4} \right) R^{M'_1 N'_1}_{M_1 N_1} \dots R^{M'_4 N'_4}_{M_4 N_4}$$

which after Calabi-Yau compactification to 4d yields a correction to the Kähler potential of the volume modulus T [27]

$$\begin{aligned} K &= -2 \cdot \ln \left(\mathcal{V} + \frac{1}{2} \hat{\xi} \right) , \quad \hat{\xi} = \xi e^{-3\phi/2} , \quad \xi = -\frac{1}{2} \zeta(3) \chi \\ &= \underbrace{-3 \cdot \ln(T + \bar{T})}_{K^{(0)}} - 2 \cdot \ln \left(1 + \frac{\hat{\xi}}{2(2 \operatorname{Re} T)^{3/2}} \right) . \end{aligned} \quad (2)$$

Here the volume modulus T is related to the Calabi-Yau volume \mathcal{V} as $\mathcal{V} = (T + \bar{T})^{3/2}$ (see, e.g., [43])¹. χ denotes the Euler number of the Calabi-Yau under consideration which can be of both signs and in its absolute value can be at least as large as 2592 [44]. From the general expression for the scalar potential in 4d $\mathcal{N} = 1$ supergravity the potential for the T -modulus is

$$V(T) = e^K \left(K^{T\bar{T}} D_T W D_{\bar{T}} \bar{W} - 3 |W|^2 \right) . \quad (3)$$

This leads to a correction to the scalar potential of T which to $\mathcal{O}(\alpha'^3)$ reads [27]

$$\delta V = -\frac{\hat{\xi}}{(2 \operatorname{Re} T)^{3/2}} V_{\text{tree}} + \frac{3}{8} e^{K^{(0)}} \frac{\hat{\xi}}{(2 \operatorname{Re} T)^{3/2}} \left| W + (\tau - \bar{\tau}) \tilde{D}_\tau W \right|^2 \quad (4)$$

where $\tilde{D}_\tau W = \partial_\tau W + W \partial_\tau K^{(0)}$. V_{tree} denotes the full scalar potential for the volume modulus T except the effects of the α' -correction under discussion.

This correction, which breaks the no-scale structure of the Kähler potential of the volume modulus, can be used as a replacement for the anti-D3-brane or D-terms on D7-branes to provide the uplift necessary for realizing the KKLT mechanism. Combining the KKLT ansatz for the superpotential

$$W(T) = W_0 + A e^{-aT} \quad (5)$$

with the α' -correction is sufficient to realize de Sitter vacua with all the moduli stabilized [29–32]. We can show now that a combination of the mechanism of uplifting by α' -corrections with a racetrack superpotential generates dS -minima with full moduli stabilization. Simultaneously, the same potential contains regions where T -modulus inflation with roll-off into the desired dS -minima is realized. There is no η problem in this setup because the leading order Kähler potential of the volume modulus is of the no-scale type.

3 Absence of T -modulus inflation in KKLT

Before analyzing the setup sketched at the end of the last Section, we should clarify why the original KKLT setup with just the superpotential eq. (5) and one uplifting correction δV does not allow T -modulus inflation. For this purpose, note that the types of uplift considered so far can be written as

$$\delta V = \frac{D}{X^\alpha} . \quad (6)$$

Here we use that we write the scalar component of the chiral superfield T as $T| = X + iY$. Strictly speaking, the above α' -correction behaves as a mixture of additive and multiplicative corrections. However, from the general form of the potential it is clear that the above α' -correction in the vicinity of the maximum can be written locally in the same additive form

$$\delta V = \frac{D}{X^{3/2}} , \quad D = \frac{\hat{\xi}}{2\sqrt{2}} \left(-V_{\text{tree}} + \frac{3}{8} e^{K^{(0)}} \left| W + (\tau - \bar{\tau}) \tilde{D}_\tau W \right|^2 \right) \Big|_{T=T_{\text{max}}} . \quad (7)$$

Thus, we may consider the following general setup: take the superpotential Eq. (5) to fix the T -modulus after the flux part W_0 has fixed all the non-Kähler moduli. Add one uplifting term Eq. (6) with $\alpha > 0$ being general. Such a setup generically generates a maximum in the

¹Here \mathcal{V} is defined in the Einstein frame [27].

X -direction separating the dS -minimum from infinity. Since this maximum simultaneously forms a minimum in the Y -direction, we have the situation that inflation would have to start from a saddle point with direction towards the dS -minimum. For this purpose, two ingredients are necessary: firstly, a definition of the slow-roll parameters for a scalar field with a non-canonically normalized kinetic term. Secondly, an analysis of the scalar potential's stationary points with respect to whether slow-roll can be satisfied on the saddle or not.

The equations of motion for non-canonically normalized scalar fields [45–48] read

$$\ddot{\phi}^l + 3H\dot{\phi}^l + \Gamma_{ij}^l \dot{\phi}^i \dot{\phi}^j + G^{lk} \frac{\partial V}{\partial \phi^k} = 0, \quad \Gamma_{ij}^l = -\frac{1}{2} G^{lk} \frac{\partial G^{ij}}{\partial \phi^k}. \quad (8)$$

For the T -modulus this implies

$$G_{T\bar{T}} = K_{T\bar{T}} = \frac{3}{4X^2} \Rightarrow \mathcal{L}_{\text{kin}} = \frac{3}{4X^2} (\partial_\mu X \partial^\mu X + \partial_\mu Y \partial^\mu Y) \quad (9)$$

and thus the equations of motion become

$$\begin{aligned} \ddot{X} + 3H\dot{X} + \frac{1}{X} \dot{X}^2 + \frac{2}{3} X^2 \frac{\partial V}{\partial X} &= 0 \\ \ddot{Y} + 3H\dot{Y} + \frac{1}{X} \dot{Y}^2 + \frac{2}{3} X^2 \frac{\partial V}{\partial Y} &= 0. \end{aligned} \quad (10)$$

The slow-roll parameters of, e.g., X are thus given by

$$\epsilon_X = \frac{X_{\text{max}}^2}{3} \left(\frac{V'}{V} \right)^2, \quad \eta_X = \frac{2X_{\text{max}}^2}{3} \frac{V''}{V} \quad (11)$$

where $'$ denotes differentiation with respect to X .

The next step is to analyze the scalar potential. Including the uplift this follows from Eq. (3) to be

$$V(T) = \frac{1}{4X^2} \left\{ 2aA^2 e^{-2aX} \left(1 + \frac{1}{3} aX \right) + 2aAW_0 e^{-aX} \cos(aY) \right\} + \frac{D}{X^\alpha}. \quad (12)$$

The extrema of this potential are determined by the conditions $\partial_X V = \partial_Y V = 0$. The Y -condition

$$\frac{\partial V}{\partial Y} = 0 = -\frac{a^2 A}{2X^2} e^{-2aX} W_0 \sin(aY) \Rightarrow Y_{\text{extr}} = 0 \text{ for: } AW_0 < 0 \quad (13)$$

implies that all extrema in X are found along the direction $Y = 0$ with replications at $Y = \frac{2\pi n}{a} \forall n \in \mathbb{Z}$. The extremal points are determined then by

$$\begin{aligned} \frac{\partial V}{\partial X} &= 0 \\ \Leftrightarrow 0 &\approx \frac{3\alpha D}{aA} X^{2-\alpha} + \frac{3}{2} W_0 \cdot \lambda(X) + A\lambda^2(X), \quad \lambda(X) = aX e^{-aX} \end{aligned} \quad (14)$$

where we used the regime of large volume

$$aX \gg 1, \quad X \gg 1 \Rightarrow aA \gg \frac{A}{X} \gg \frac{W_0}{X}, \quad \frac{A}{X} e^{-aX} \ll \frac{W_0}{X} \quad (15)$$

in order to trust the use of the effective potential. Expanding the solutions to this quadratic equation in $X^{2-\alpha}D/W_0^2 \ll 1$ up to $\mathcal{O}\left(X_{\max}^{2-\alpha}\frac{D}{W_0^2}\right)$ leads to two extrema at

$$\frac{aX_{\max}e^{-aX_{\max}}}{X_{\max}^{2-\alpha}} = -\frac{2\alpha D}{aAW_0}, \quad aX_{\min}e^{-aX_{\min}} = -\frac{3W_0}{2A} \quad (16)$$

as long as $AW_0 < 0$, which a posteriori justifies the use of this condition in extremizing the potential in Y above. Thus, the slow roll parameters of the saddle are

$$\epsilon_{X,\text{saddle}} = 0, \quad \eta_{X,\text{saddle}} = \frac{2}{3}X_{\max}^2 \frac{1}{V} \frac{\partial^2 V}{\partial X^2} \Big|_{X=X_{\max}, Y=0} = -\frac{2}{3}\alpha aX_{\max}. \quad (17)$$

Thus, we have $\eta \ll 1$ only if $\alpha \lesssim 0.1$ (for which no known realization exists) or $aX_{\max} \lesssim 1$, which violates the large volume and perturbativity assumptions. Slow-roll inflation with the T -modulus on the saddle point of this most simple class of KKLT-like setups does not work.

Note that this condition corresponds to the fact that the single uplift δV already by itself has $\eta_{\delta V} = 2/3 \cdot X^2 \delta V'' / \delta V = 2\alpha(1+\alpha)/3 \ll 1$ for $\alpha \ll 1$. Thus δV in general has to behave nearly like a constant in order to generate a sufficiently flat maximum of V .

We can extend this analysis immediately to the case of two additive uplifts given by

$$\delta V_2 = \frac{D_1}{X^{\alpha_1}} + \frac{D_2}{X^{\alpha_2}}, \quad \alpha_1, \alpha_2 > 0. \quad (18)$$

(Such a contribution might arise, e.g., if more than one α' -correction to the Kähler potential is included and locally written in the above form, see Eq. (7). Unfortunately, none are known besides the one of [27].) Without loss of generality we may assume $\alpha_1 < \alpha_2$. Then there are two cases.

In one situation we have both D_1 and D_2 positive implying that δV_2 decreases strictly monotonically: $\delta V_2' < 0$ and $\delta V_2'' > 0 \forall X > 0$. This leads back to the above result with just one uplift and thus to Eq. (17) but with α replaced by some linear combination $c_1\alpha_1 + c_2\alpha_2 \in [\alpha_1, \alpha_2]$ where $c_1 + c_2 = 1$ with $0 < c_1, c_2 < 1$.

The other and more interesting case is to have $D_1 > 0$ and $D_2 < 0$. Then D_2/X^{α_2} is negative and strictly monotonically increasing for all $X > 0$ while D_1/X^{α_1} is positive and strictly monotonically decreasing. Further, since we assumed $\alpha_1 < \alpha_2$ we have $\lim_{x \rightarrow 0} \delta V = -\infty$. Therefore δV_2 has exactly one zero and one global maximum within $(0, \infty)$. At the maximum $\epsilon_{\delta V_2}^{\max} = 0$. As we noted above δV_2 has to behave nearly like a constant in order to provide a sufficiently flat maximum of V . This is realized close to the maximum of δV_2 if we tune $\eta_{\delta V_2}^{\max} \ll 1$. Using X_{\max} determined by $\delta V_2'(X_{\max}) = 0$ we arrive at

$$\eta_{\delta V_2}^{\max} = -\frac{2}{3} \cdot \alpha_1 \alpha_2 (1 + \alpha_1). \quad (19)$$

Requiring $\eta^{\max} \ll 1$ leads to either $\alpha_1 \ll 1$ or $\alpha_2 \ll 1$.

The other three subcases are either uninteresting or equivalent to the former case: If we change both the relative minus sign of D_1, D_2 and the hierarchy of α_1, α_2 we are back to the former case with exchanged labels ($1 \leftrightarrow 2$). If we change just one of them we get a δV_2 which has a global minimum with negative potential instead of the desired maximum with positive potential.

In conclusion we cannot tune the maximum of the KKLT potential Eq. (12) sufficiently flat by replacing its one additive uplift by a contribution of the type of Eq. (18).

4 T -modulus inflation with α' -corrections

The above result forces us to look for other minimal extensions of the setup which may lead to saddle points with sufficiently small negative curvature. In the literature [38] a racetrack extension of the KKLT superpotential in combination with an anti-D3-brane was used to construct an inflationary saddle point.

We will show now that we can generate inflationary saddle points using the following setup: the superpotential is given by

$$W(T) = W_0 + Ae^{-aT} + Be^{-bT} . \quad (20)$$

Departing from [38] the uplift of the two degenerate AdS -minima present in the corresponding scalar potential will now be provided by the α' -corrected no-scale breaking Kähler potential of Eq. (2)

$$K = -3 \cdot \ln(T + \bar{T}) - 2 \cdot \ln\left(1 + \frac{\hat{\xi}}{2(2 \operatorname{Re} T)^{3/2}}\right) \quad (21)$$

This induces the contribution Eq. (4) to the scalar potential. We do not introduce an anti-D3-brane.

The analysis of the inflationary properties of the scalar potential given by this setup follows closely the lines of [38]. The differences (besides using the α' -correction instead of an anti-D3-brane) we will encounter when looking at the structure of the minima and saddle points present in the α' -corrected scalar potential.

Assume now that the flux contribution W_0 has stabilized the dilaton τ in a minimum given by $\tilde{D}_\tau W = 0$. Then the resulting scalar potential can be written as

$$V(T) = \left(1 - \frac{\hat{\xi}}{(2 \operatorname{Re} T)^{3/2}}\right) V_{\text{tree}} + \frac{3}{8} e^{K^{(0)}} \frac{\hat{\xi}}{(2 \operatorname{Re} T)^{3/2}} |W|^2 \quad (22)$$

where

$$K^{(0)} = -3 \ln(T + \bar{T}) . \quad (23)$$

V_{tree} denotes the scalar potential induced by the above superpotential. It is given as

$$V_{\text{tree}}(X, Y) = \frac{e^{-2(a+b)X}}{6X^2} \left\{ AB [3(a+b) + 2abX] e^{(a+b)X} \cos[(a-b)Y] \right. \\ \left. + aA [3(A + W_0 e^{aX} \cos(aY)) + aAX] e^{2bX} \right. \\ \left. + bB [3(B + W_0 e^{bX} \cos(bY)) + bBX] e^{2aX} \right\} . \quad (24)$$

Finally, $|W|^2$ reads

$$|W|^2 = W_0^2 + A^2 e^{-2aX} + B^2 e^{-2bX} + 2AW_0 e^{-aX} \cos(aY) + 2BW_0 e^{-bX} \cos(bY) \\ + 2AB e^{-(a+b)X} \cos[(a-b)Y] . \quad (25)$$

Compared to an anti-D3-brane uplift, the structure of this scalar potential is changed considerably, since, as noted before, the α' -uplift can only be written locally as a purely additive contribution of the type D/X^α . Prior to uplifting we have a saddle at $Y = 0$ which

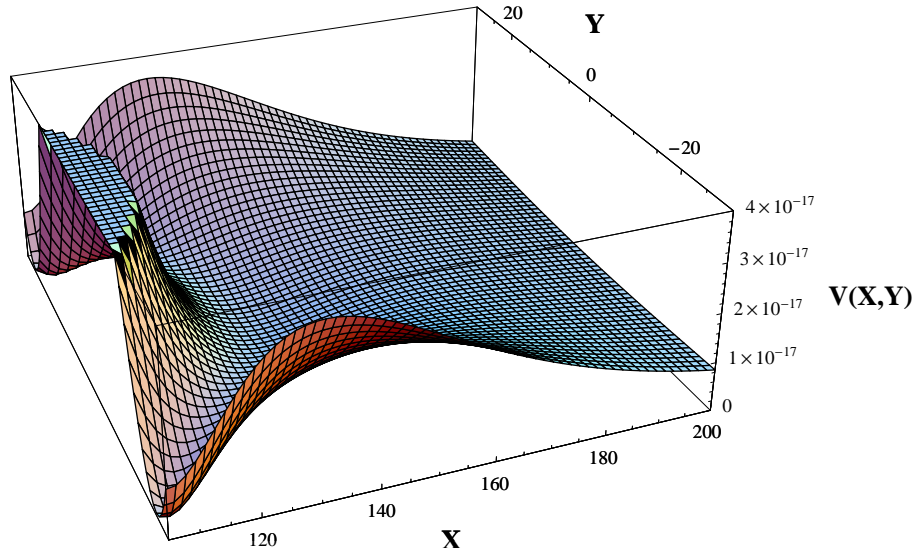


Figure 1: The scalar potential of T -modulus with α' -correction for a generic choice of parameters. Clearly visible are the three minima connected by two off- X -axis saddle points.

connects the two degenerate AdS -minima at $Y_{\min}^{(1)} = -Y_{\min}^{(2)} \neq 0$ of the scalar potential induced by the above superpotential. This saddle is rather flat and extended in X and Y . Therefore, unlike an anti-D3-brane uplift, the α' -contribution will not just lift the two minima to $V > 0$ while leaving the form of the saddle practically unchanged. The α' -correction will uplift and deform the initial saddle at $Y = 0$ as well as it lifts the two degenerate AdS -minima.

The shape of the potential arising this way looks the following: The initial saddle point is at larger volume than the two AdS -minima and the α' -correction scales with an inverse power of the volume. Therefore, the correction will raise the AdS -minima faster than the initial saddle point. This implies that two new saddle points will appear which separate each of the former AdS -minima from the region close to the former initial saddle point which this way becomes a third local minimum. Therefore, after sufficient uplifting we will have in general three different local minima at $V \geq 0$ with the properties

$$X_{\min}^{(1)} = X_{\min}^{(2)}, Y_{\min}^{(1)} = -Y_{\min}^{(2)} \neq 0; X_{\min}^{(3)} > X_{\min}^{(1)}, Y_{\min}^{(3)} = 0. \quad (26)$$

Two of them, (1) and (2), are each connected to the third one via a saddle point. Fig. 1 shows this situation for a generic choice of parameters. The two saddle points have the properties

$$X_{\text{saddle}}^{(1)} = X_{\text{saddle}}^{(2)} = X_{\text{saddle}}, Y_{\text{saddle}}^{(1)} = -Y_{\text{saddle}}^{(2)} \neq 0$$

and furthermore

$$X_{\min}^{(1)} = X_{\min}^{(2)} < X_{\text{saddle}} < X_{\min}^{(3)}. \quad (27)$$

This structure now allows for a new possibility of tuning the scalar potential in order to find sufficiently flat saddle points: since the uplift of the α' -correction scales with a negative power of X , the two degenerate minima (1) and (2) will get more strongly lifted than the saddle points connecting them to minimum (3) at $Y = 0$. This third minimum, in turn, gets

even more weakly lifted than the saddle points. Hence, the potential can be tuned in such a way that the minimum (3) remains approximately Minkowski while the two degenerate minima rise as a function of the uplift parameter $\hat{\xi}$. Therefore, the saddle between minimum (3) and, say, minimum (1) has very small negative curvature shortly before minimum (1) disappears. The total set of parameters available $(A, B, a, b, W_0, \hat{\xi})$ is large enough to allow for tuning both the curvature of these saddle points and the vacuum energy $V(X_{\min}^{(3)})$ of the approximate Minkowski minimum (3) to be small enough. For instance, imagine a situation where a first tuning results in a situation with sufficiently small curvature of the above two saddles and a hierarchy $0 < V(X_{\min}^{(3)}) \ll V_{\text{saddle}} \sim V(X_{\min}^{(1)})$. Then an additional fine-tuning of $\hat{\xi}$ by a small amount $\delta\hat{\xi}$ allows for having $V(X_{\min}^{(3)})$ as close to zero as necessary to accommodate $V(X_{\min}^{(3)}) \sim \Lambda_{\text{cosm.}}$. This additional tuning will not destroy the flatness of the saddle points since according to Eq. (7) the α' -correction acts close to a given point, i.e. a saddle point, similar to an additive anti-D3-brane uplift for a very small change $|\delta\hat{\xi}| \ll \hat{\xi}$.

This mechanism is quite generic for a superpotential consisting of the flux piece and two gaugino condensate contributions with its two degenerate *AdS*-minima: it depends mainly on the hierarchy of the positions in X of the three minima and the two saddles that arise upon uplifting. Thus, even with further α' -corrections we expect this picture to remain qualitatively the same, though the numerical values will change.

Firstly, we will show now that a considerable fine-tuning of B is sufficient to get enough e -foldings of slow-roll inflation on the saddle points. As an example, consider the parameter choice

$$\begin{aligned} W_0 &= -5.55 \cdot 10^{-5} , \quad A = \frac{1}{50} , \quad B = -3.37461131 \cdot 10^{-2} , \quad a = \frac{2\pi}{100} , \quad b = \frac{2\pi}{91} \\ \hat{\xi} &= -\frac{1}{2} \zeta(3) e^{-3\phi/2} \chi , \quad \chi = -4209 . \end{aligned} \quad (28)$$

Here we assumed $e^{-3\phi/2} = \mathcal{O}(1)$. Then the desired value of $\hat{\xi}$ implies that we have to choose Calabi-Yau manifolds of large negative Euler number with $\chi = -10^3 \dots -10^4$ which, in general, appears to be possible [44]. For simplicity we set this quantity to unity which leads to the above value of χ .

Alternatively we can consider the possibility that the SM lives on a stack of coincident D3-branes. The 4d gauge coupling on a stack of D3-branes is $\alpha_{D3} = e^\phi/2$ [49]. Phenomenologically $\alpha_{\text{GUT}} = 1/24$ and thus $e^{-\phi} \sim 12$ implying $e^{-3\phi/2} \sim 50$. This reduces the absolute value of the Euler number which is required to get the desired value of $\hat{\xi}$. As a numerical example let us assume the dilaton fixed at $e^{-3\phi/2} = 61$. Then we can realize the above example for $\chi = -69$. Thus, the model does not have to rely on the existence of Calabi-Yaus with $\chi < -1000$. Otherwise, we may choose $|\chi|$ smaller which will move the above structure of three minima towards smaller X -values. However, in the following discussions we will set $e^{-3\phi/2} = 1$ everywhere.

For the example given above we find the minimum (3) at approximately

$$X_{\min}^{(3)} = 132.398 , \quad Y_{\min}^{(3)} = 0 \quad (29)$$

being weakly de Sitter. The other two degenerate minima reside at

$$X_{\min}^{(1)} = X_{\min}^{(2)} = 116.724 , \quad Y_{\min}^{(1)/(2)} = \pm 19.431 . \quad (30)$$

The two saddle points we find very close by at

$$X_{\text{saddle}} = X_{\text{saddle}}^{(1)} = X_{\text{saddle}}^{(2)} = 116.728 , \quad Y_{\text{saddle}}^{(1)/(2)} = \pm 19.428 . \quad (31)$$

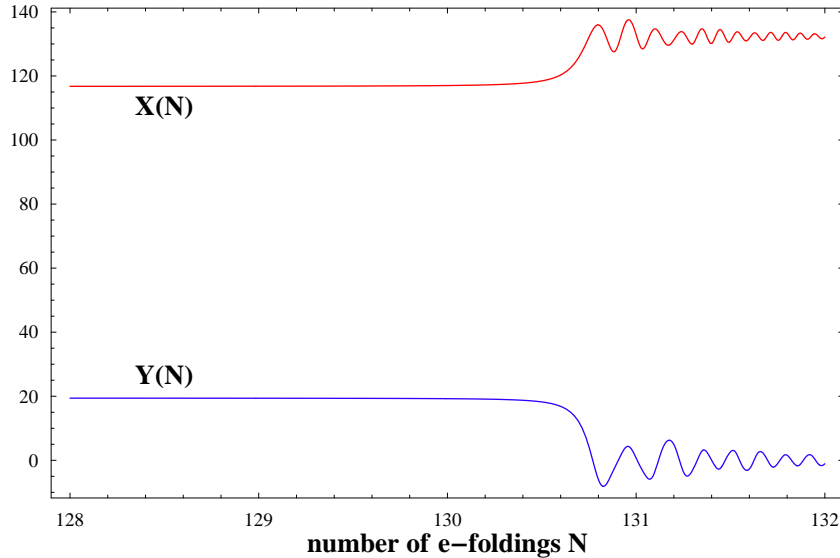


Figure 2: Evolution of the inflaton $T = X + iY$ as a function of time measured by the number of e -folding N .

As a consistency check we may calculate the ratio

$$\frac{\hat{\xi}}{(2X)^{3/2}} \quad (32)$$

at the three minima. This ratio is the expansion parameter used in deriving Eq. (22) from Eq. (21). We find $\hat{\xi}/(2X)^{3/2} \approx 0.5 < 1$ for the minimum (3) and $\hat{\xi}/(2X)^{3/2} \approx 0.7 < 1$ for the other two degenerate minima (1) and (2). This implies that the region around the three minima still resides in the perturbative regime of the effective potential.

We may now calculate the Hesse matrix of curvatures

$$\mathcal{H} = \begin{pmatrix} \frac{\partial^2 V}{\partial X^2} & \frac{\partial^2 V}{\partial X \partial Y} \\ \frac{\partial^2 V}{\partial X \partial Y} & \frac{\partial^2 V}{\partial Y^2} \end{pmatrix} \quad (33)$$

diagonalize it and calculate from it the matrix of slow-roll parameters on one of the saddle points to yield

$$\mathcal{H}_\eta = \frac{2}{3} X_{\text{saddle}}^2 \mathcal{H}^{\text{diag}} \approx \begin{pmatrix} 1222.83 & 0 \\ 0 & -0.069 \end{pmatrix} . \quad (34)$$

Therefore, on these two saddle points, slow-roll inflation can take place if the T -modulus starts from the saddle with initial conditions fine-tuned to some amount. For example, for initial conditions given by

$$X_0 = X_{\text{saddle}}^{(1)} + 10^{-6} , \quad Y_0 = Y_{\text{saddle}}^{(1)} , \quad \dot{X}_0 = \dot{Y}_0 = 0 \quad (35)$$

we get slow-roll inflation with some 130 e -foldings and rolling-off into the dS -minimum (3) of our world, as seen in Fig. 2. Here the equations of motion for the T -modulus Eq. (10) have been rewritten using

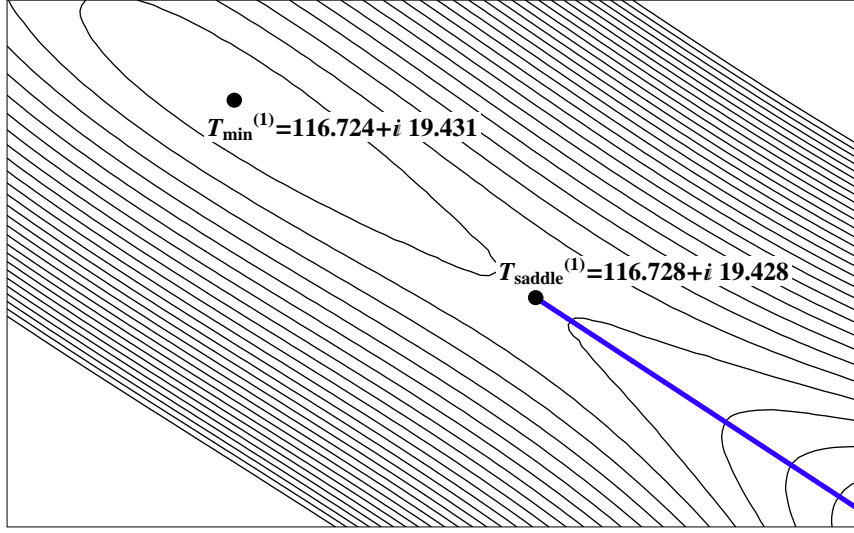


Figure 3: Contour plot of the potential close to the saddle point (1) and the evolution of the inflaton trajectory (thick line) in field space. The local minimum (1) and the saddle point (1) are indicated. The contour lines curving away from the starting point of the inflaton clearly indicate the saddle point nature of this region. The long thin ellipse in the upper left encloses the local minimum (1).

$$\begin{aligned}
\frac{\partial}{\partial t} &= H \frac{\partial}{\partial N} \quad , \quad \text{from the FRW scale factor } R(t) = e^{Ht} = e^N \\
H^2 &= \frac{1}{3} \left[\frac{3}{4X^2} (\dot{X}^2 + \dot{Y}^2) + V(X, Y) \right] \\
&= \frac{1}{3} V(X, Y) \cdot \left(1 - \frac{X'^2 + Y'^2}{4X^2} \right)^{-1}
\end{aligned} \tag{36}$$

to yield [38]

$$\begin{aligned}
X'' &= - \left(1 - \frac{X'^2 + Y'^2}{4X^2} \right) \left(3X' + 2X^2 \frac{1}{V} \frac{\partial V}{\partial X} \right) + \frac{X'^2 - Y'^2}{X} \\
Y'' &= - \left(1 - \frac{X'^2 + Y'^2}{4X^2} \right) \left(3Y' + 2X^2 \frac{1}{V} \frac{\partial V}{\partial Y} \right) + \frac{2XY'}{X}
\end{aligned} \tag{37}$$

and ' denotes $\partial/\partial N$. The structure of the potential and the initial part of the inflaton trajectory in field space close to the saddle point can be found in Fig. 3.

The Hubble parameter at the saddle point

$$H_{\text{saddle}} = \sqrt{\frac{1}{3} V_{\text{saddle}}} \approx 10^{-9} \tag{38}$$

is much smaller than the initial fine-tuning of the inflaton on the saddle. Thus, the scalar field fluctuations generated during inflation being of order $H/2\pi = \mathcal{O}(10^{-10})$ here [51] will not destroy the slow-roll motion of the field.

We should mention here that by stronger fine-tuning in the potential the slow-roll parameter η of the saddle points can be made much smaller than in the above numerical example.

In this case, the amount of fine-tuning in the initial conditions of the inflaton necessary to achieve sufficiently many e -foldings can be relaxed. Thus, we may trade fine-tuning of the initial conditions for fine-tuning of the potential.

Fine-tuning of the potential may be acceptable if we consider the extremely large number of vacua the landscape contains. This large number allows us to think of the parameters of the potential as being scanned sufficiently finely across the landscape. In this view we also have no problem with the severe fine-tuning already present in the potential. Since the potential arises from a racetrack superpotential we naturally expect a fine-tuning in the parameters if we balance the exponential contributions of the racetrack type to get flat saddle points. In the above example the parameter B was fine-tuned on the level of about 10^{-8} which can be compared with the racetrack model of [38] where a fine-tuning of about $10^{-4} \dots 10^{-3}$ was needed to obtain sufficient slow-roll inflation. Since the number of vacua in the string landscape is roughly 10^{500} [1, 2] we expect a much higher level of fine-tuning allowed by the landscape.

Finally, we have the fact that within the string landscape the potential is tuned discretely by the fluxes. We may consider this as an advantage compared to purely field theoretic inflation models, where the potential can be fine-tuned continuously in its parameters.

5 Rescaling properties

The setup under discussion has certain scaling properties which are similar to those of the scalar potential of [38]. $|W|^2$ contains according to Eq. (25) a , b , and X, Y only in the combinations aX , aY , bX , and bY while in V_{tree} (see Eq. (24)) each term also has a factor of either a/X^2 or b/X^2 . Consider the rescaling

$$T \rightarrow \lambda T, \quad a \rightarrow \frac{a}{\lambda}, \quad b \rightarrow \frac{b}{\lambda}, \quad \hat{\xi} \rightarrow \lambda^{3/2} \hat{\xi} \quad \text{for: } \lambda > 0 \quad (39)$$

where we leave the values of W_0 , A and B unchanged. Then the potential Eq. (22) itself rescales as

$$V \rightarrow \frac{V}{\lambda^3}. \quad (40)$$

Thus, the whole structure of the three minima and two saddle points found above shifts along the X -axis. In the rescaled model the stationary points reside at

$$\begin{aligned} X'_{\text{saddle/min/max}} &= \lambda \cdot X_{\text{saddle/min/max}}^{(i)} \\ Y'_{\text{saddle/min/max}} &= \lambda \cdot Y_{\text{saddle/min/max}}^{(i)} \end{aligned} \quad (41)$$

respectively. The eigenvalues of the slow-roll parameter matrix \mathcal{H}_η are invariant under this rescaling. This is clear from Eq.s (11) and (34) since the scaling $\partial_j \rightarrow \lambda^{-1} \partial_j$ ($j = X, Y$) implies $(V'/V)^2 \rightarrow \lambda^{-2} (V'/V)^2$ and $V''/V \rightarrow \lambda^{-2} V''/V$. Here $'$ denotes a derivative with respect to either X or Y . The power spectrum of density fluctuations generated during inflation

$$P_{\mathcal{R}} = \frac{1}{24\pi^2} \frac{V}{\epsilon} \quad (42)$$

scales upon the transformation Eq. (39) as $P_{\mathcal{R}} \rightarrow \lambda^{-3} P_{\mathcal{R}}$.

Note further that A , B and W_0 appear in both Eq. (24) and (25) only as polynomial products of degree two. A rescaling

$$\begin{aligned} T &\rightarrow \lambda T, \quad a \rightarrow \frac{a}{\lambda}, \quad b \rightarrow \frac{b}{\lambda}, \\ \hat{\xi} &\rightarrow \lambda^{3/2} \hat{\xi}, \quad A \rightarrow \lambda^{3/2} A, \quad B \rightarrow \lambda^{3/2} B, \quad W_0 \rightarrow \lambda^{3/2} W_0 \quad \text{for: } \lambda > 0 \end{aligned} \quad (43)$$

implies then that besides ϵ and η also the full scalar potential is invariant $V \rightarrow V$. Therefore, the transformation Eq. (43) leaves the density fluctuation power spectrum unchanged.

We will rely heavily on these scaling properties of the model in the next Section where we will search for a phenomenologically viable set of model parameters.

6 Experimental constraints and signatures

A realistic model of inflation has to generate a nearly scale-invariant power spectrum of density fluctuations of the right magnitude. The fine-tuning of B we chose in Section 4 was sufficient in order to obtain more than the required 60 e -foldings of slow-roll inflation. In general this first step of fine-tuning does not guarantee the density fluctuations at the COBE normalization point at $N \approx 80$, i.e., about 55 e -foldings before the end of inflation, to be small enough or to have a spectral index $n_s \approx 1$.

Therefore, we have to perform an additional fine-tuning: Using the rescaling properties of the previous Section we have to shift the relevant part of the scalar potential along the X -axis in order to search for a region where the density fluctuations become small enough. And we need an additional fine-tuning in B to get saddle points with a slow-roll parameter η small enough for a viable n_s . By tuning of B and the use of the rescalings given in the Eq.s (39) and (43) we find a new set of parameters

$$\begin{aligned} W_0 &= -\frac{37}{46} \cdot 10^{-6}, \quad A = \frac{1}{3450}, \quad B = -\frac{14672223067}{3 \cdot 10^{13}} \\ a &= \frac{2\pi}{100} \left(\frac{69}{10}\right)^{2/3}, \quad b = \frac{2\pi}{91} \left(\frac{69}{10}\right)^{2/3}, \quad \hat{\xi} = -\frac{1}{2} \zeta(3) \chi, \quad \chi = -610. \end{aligned} \quad (44)$$

Here we have assumed as before $e^{-3\phi/2} = 1$ for simplicity.

This model contains again the two inflationary saddle points. However, their negative curvature eigenvalue is now reduced and yields a slow-roll parameter $\eta = -0.0064$. Solving the equations of motion for this rescaled model with initial conditions given by

$$X_0 = X_{\text{saddle}}^{(1)} + \left(\frac{69}{10}\right)^{-2/3} \cdot 2.7 \cdot 10^{-4}, \quad Y_0 = Y_{\text{saddle}}^{(1)}, \quad \dot{X}_0 = \dot{Y}_0 = 0 \quad (45)$$

leads again to about 137 e -foldings of inflation with the X and Y fields behaving very similar to the first case shown in Fig. 2.

Now calculate again the magnitude of the density fluctuations at the COBE normalization point. The result at about 55 e -foldings before the end of inflation corresponding to $N \approx 80$ is now

$$\left(\frac{\delta\rho}{\rho}\right)_{k_0} \approx 2 \cdot 10^{-5} \quad (46)$$

yielding the correct magnitude.

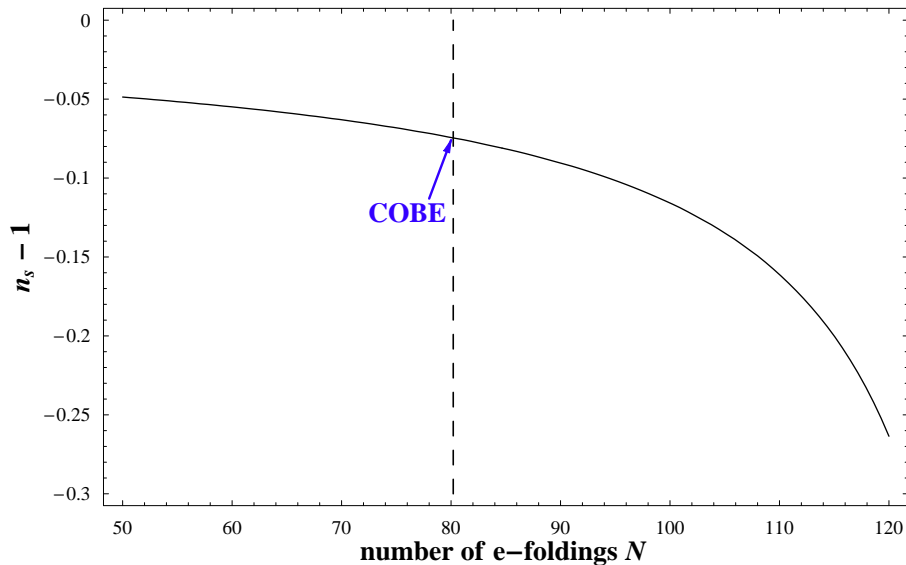


Figure 4: The deviation of the spectral index from unity $n_s - 1$ as a function of the number of e -foldings N . The COBE normalization point sits at about 55 e -foldings before the end of inflation, i.e., here at $N \approx 80$.

Next, the spectral index is given by

$$n_s = 1 + \left. \frac{d \ln \mathcal{P}_{\mathcal{R}}(k)}{d \ln k} \right|_{k=RH} = 1 + 2 \left. \frac{d \ln(\delta\rho/\rho)}{d \ln k} \right|_{k=RH} \quad (47)$$

evaluated as usual at horizon crossing. Note that here we can replace $d \ln k \simeq dN$ because k is evaluated at horizon crossing $k = RH \sim He^N$. Then we arrive at

$$n_s = 1 + 2 \frac{d \ln(\delta\rho/\rho)}{dN} \quad (48)$$

which results in the curve shown in Fig. 4.

The spectral index at the COBE normalization point therefore yields a value of

$$n_s \approx 0.93 \quad (49)$$

which is at 1σ consistent with the combined 3-year WMAP + SDSS galaxy survey result $n_s = 0.948_{-0.018}^{+0.015}$ [42] (the 3-year WMAP data alone give $n_s = 0.951_{-0.019}^{+0.015}$). However, the numerical value of n_s which we give here is a result of the limited parameter space explored and does not imply a strict upper bound on n_s in the model. For comparison with the 3-year WMAP data we give in addition the tensor-scalar ratio $r = 12.4 \cdot \epsilon$ and the running spectral index $dn_s/d \ln k = -16\epsilon\eta + 24\epsilon^2 + 2\xi_{\text{infl}}^2$ (where $\xi_{\text{infl}}^2 = (2X^2/3)^2 \cdot V'V'''/V^2$). We find at $N = 80$ the values $\epsilon \approx 3 \cdot 10^{-14}$, $\eta \approx -0.035$ and $\xi_{\text{infl}}^2 \approx -7 \cdot 10^{-4}$. Thus, we have negligible tensor contributions $r \approx 4 \cdot 10^{-13}$ and very small running $dn_s/d \ln k \approx -0.0014$.

Note that for the parameters chosen the rescaling places the post-inflationary 4d dS -minimum of our universe at $X_{\text{min}}^{(3)} = 36.53$ and $Y_{\text{min}}^{(3)} = 0$. Thus, the 4d gauge coupling on a stack of D7-branes in this dS minimum is given by $\alpha \sim 1/X_{\text{min}}^{(3)} \approx 1/37$. This is not far from the phenomenological requirement $\alpha \sim 1/24$ allowing a construction of the Standard Model on a stack of intersecting D7-branes. Therefore we have now both possibilities to place the Standard Model on stacks of D3-branes or D7-branes.

7 Eternal saddle point inflation

A check of the above numerical results is warranted. Therefore, we should study the equations of motion Eq. (10) of the non-canonically normalized field T in such KKLt-like setups in the vicinity of a saddle point. For simplicity just concentrate on the equation of motion for the X -component. Next assume that the saddle point at X_s is tachyonic with negative curvature in the X -direction. Then in its vicinity the potential can be approximated by

$$V(X) = V_s - \frac{1}{2} |V_s''| (X - X_s)^2 . \quad (50)$$

Here $'$ denotes differentiation with respect to X . For a canonically normalized scalar field the properties of inflation caused by the scalar field rolling down from the saddle point have been studied in [50]. Following the lines of the analysis given there, we first rewrite the equation of motion for X in terms of the field $\phi = X - X_s$. The field will roll down from the saddle into a local minimum with $|X_{\min} - X_s| \ll X_s$. Thus, ϕ obeys

$$\ddot{\phi} + 3H\dot{\phi} + \frac{1}{X_s} \dot{\phi}^2 - \frac{2}{3} X_s^2 |V_s''| \phi = 0 . \quad (51)$$

Using the ansatz

$$\phi(t) = \phi_0 e^{\omega t} \quad (52)$$

this becomes

$$\omega^2 + 3H\omega + \frac{\omega^2 \phi}{X_s} - \frac{2}{3} X_s^2 |V_s''| = 0 . \quad (53)$$

Since we will analyze a regime where the Hubble parameter is still dominated by the potential energy of ϕ and ϕ is very slowly moving, one may assume $\omega^2 \phi \ll X_s$. We will justify this in the end. Now let us focus on the exponentially growing solution given by

$$\begin{aligned} \omega &= \frac{3}{2} H \left(-1 + \sqrt{1 + \frac{8}{9} X_s^2 \frac{|V_s''|}{3H^2}} \right) \\ &= H \cdot |\eta_s| \end{aligned} \quad (54)$$

where the slow-roll parameter is again defined as above

$$|\eta_s| = \frac{2}{3} X_s^2 \frac{|V_s''|}{V_s} . \quad (55)$$

As a check of the approximation made, we may plug in the simple example of KKLt discussed in Sect. 3. We have from there $|\eta_s| = \frac{4}{3} a X_s$ and $V_s \sim \frac{D}{X_s^2}$. Thus

$$\omega = H |\eta_s| \sim \frac{4}{3\sqrt{3}} \frac{a\sqrt{D}}{X_s} \approx 10^{-9} \ll X_s , \quad \text{for: } a \approx 0.1 \text{ and } X_s \approx 130 \quad D \approx 10^{-12} \quad (56)$$

which satisfies the assumption $\omega^2 \phi \ll X_s$ a posteriori (the value of the field at the end of inflation is at most $\phi_{\text{end}} = \mathcal{O}(10)$ in the KKLt example above).

Denoting now the value of field at the time where inflation ends with ϕ^* we can derive the number of e -foldings in this fast-roll inflation scheme as given by

$$N = \frac{1}{|\eta_s|} \ln \left(\frac{\phi^*}{\phi_0} \right) . \quad (57)$$

The final value ϕ^* here is determined either by the fact that the potential and thus the Hubble constant have decreased significantly (this works if the potential is very well described by the quadratic approximation even for large ϕ) or that at ϕ^* we have reached $|\eta| = \mathcal{O}(10)$. The last condition arises from Eq. (57). For $|\eta| = 6 \dots 10$ even a very large ratio $\phi^*/\phi_0 \sim M_p/M_{EW} \sim 10^{17}$ does not generate more than about 10 additional e -foldings.

As a check of the numerical results of the last Section we may apply now these results. The number of e -foldings there is given by Eq. (57) in terms of the initial deviation of the inflaton field from the saddle point ϕ_0 , the final value ϕ^* when inflation ends and the saddle curvature in its tachyonic direction η_s as

$$N = \frac{1}{|\eta_s|} \ln \left(\frac{\phi^*}{\phi_0} \right) . \quad (58)$$

Now in the first example of the last Section $\phi_0 = 10^{-6}$ (see above). Further, we have $|\eta_s| = 0.069$. It remains to determine ϕ^* as the end point of the inflationary phase. For this purpose we have to analyze the potential $V(X(N), Y(N))$ along the inflationary trajectory above and to calculate the η -values along the trajectory. We find that when the T -modulus has moved to a distance of about 0.01 from the saddle, $\eta \approx -10$ which means that inflation effectively ends there. Plugging this now in the above formula we obtain

$$N = \frac{1}{|\eta_s|} \ln \left(\frac{\phi^*}{\phi_0} \right) \approx 133 . \quad (59)$$

This is sufficiently close to the purely numerical results above, which indicates that the numerical solution is stable and closely resembles the true one.

Note that in this model each of the two rather flat saddle points still connects two minima ((1) and (3) or (2) and (3), respectively). In such a situation, where a sufficiently flat saddle point connects two minima along a certain direction in field space, inflation may also arise from inflating topological defects, namely, domain walls [52]. It is therefore tempting to speculate that besides slow-roll inflation also eternal topological inflation arises on the saddles constructed here, which would relieve the question of fine-tuning the initial conditions of the inflaton [38,53]. The original literature [52,53] uses a saddle point connecting two degenerate minima in deriving the conditions for topological inflation: the saddle curvature has to be small enough that $\eta_{\text{saddle}} \ll 1$, which corresponds to domain walls whose wall thickness is large compared to their gravitational radius. As an illustration consider the example of static domain walls of the Z_2 -symmetric theory

$$\mathcal{L} = \frac{1}{2} (\partial_\mu \phi)^2 - V(\phi) , \quad V(\phi) = \frac{\lambda}{4} (\phi^2 - \beta^2)^2 \quad (60)$$

which are given by the solution

$$\phi_{\text{wall}}(x) = \beta \tanh \left(\sqrt{\frac{\lambda}{2}} \beta x \right) \quad (61)$$

for a wall in the yz plane. The thickness of the wall δ is determined by the equilibrium of gradient and potential energy density as

$$\rho_{\text{grad}}|_{x \sim \delta} \sim \frac{\beta^2}{\delta^2} \sim \rho_{\text{pot}} = V(0) \sim \lambda \beta^4 \Rightarrow \delta \sim \frac{1}{\beta \sqrt{\lambda}} . \quad (62)$$

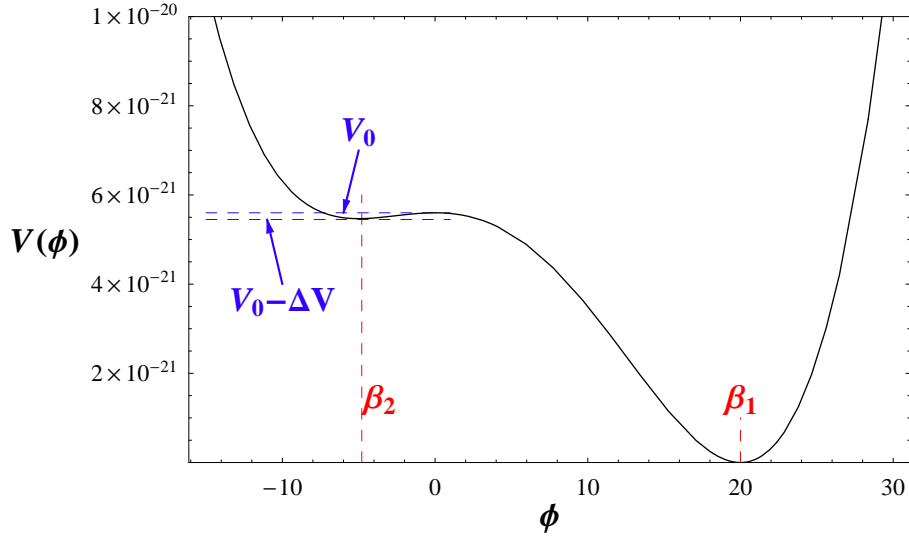


Figure 5: A highly asymmetric double-well scalar potential as it is realized along the inflaton trajectories in the previous Section. ΔV and β_2 are exaggerated compared to the values in the actual model.

The gravitational radius of the wall is $R = 2M_{\text{wall}} \sim 8\pi\rho\delta^3/3$ where the energy density is $\rho = \lambda\beta^4/2$ (the sum of the potential energy density and the gradient energy density). Gravitational effects become important once the gravitational radius exceeds the wall thickness, i.e, for

$$\delta < R \Rightarrow \beta > \frac{3}{4\pi} \quad (63)$$

in Planck units. If we calculate the slow-roll parameter η at the center of the wall the result is $\eta_{x=0} = V''(0)/V(0) = 4/\beta^2$. Requiring $\eta < 1$ therefore corresponds to the previous 'importance of gravity' condition. The above static wall solution would never inflate since the potential and gradient energy density are of the same order near the wall. However, if inflation started in a small patch of space-time with $\phi = 0$ then the fluctuations $\delta\phi \sim H$ with wavelength H^{-1} generated after each time interval H^{-1} have a gradient energy $\sim H^4 \sim V^2 \ll V$ as long as $V \ll 1$ in the wall. In this case, an initially inflating wall which fulfills Eq. 63 will continue to inflate forever near to the wall center [52, 53].

This analysis is valid in the symmetric potential of the example above. In the cases under consideration in the last Section the saddles connect two highly non-degenerate minima

$$\frac{V_{\text{saddle}}^{(1)} - V_{\text{min}}^{(1)}}{V_{\text{saddle}}^{(1)}} = \frac{\Delta V}{V_{\text{saddle}}^{(1)}} \ll \frac{V_{\text{saddle}}^{(1)} - V_{\text{min}}^{(3)}}{V_{\text{saddle}}^{(1)}} \approx 1 \quad (64)$$

Fortunately, we can extend the above analysis to this situation. For simplicity we will render the problem again one-dimensional. This is possible by looking at the scalar potential along the inflation trajectories of the examples of the previous Section. This effectively one-dimensional potential then looks like the one shown in Fig. 5.

In this potential, too, there will be a domain wall like solution ϕ_{wall} with the properties

$$\phi_{\text{wall}} : \begin{cases} \lim_{x \rightarrow -\infty} \phi_{\text{wall}} = \beta_2 < 0 \\ \lim_{x \rightarrow \infty} \phi_{\text{wall}} = \beta_1 > 0 \\ \phi_{\text{wall}}(x = 0) = 0 \end{cases} \quad (65)$$

This solution is no longer symmetric under $x \rightarrow -x$. In particular, it can be described by two wall thickness parameters δ_1 and δ_2 for $x > 0$ and $x < 0$, respectively. For $x < 0$ the gradient energy of the wall has to compensate just the small potential energy difference ΔV between the ϕ -maximum and the minimum at $\phi = \beta_2 < 0$. The gradient energy at $x > 0$, however, compensates for the full potential V_0 of the ϕ -maximum. Thus, we get from the equilibrium of potential and gradient energy the relations

$$\delta_1 \sim \frac{\beta_1}{\sqrt{V_0}} \quad , \quad \delta_2 \sim \frac{|\beta_2|}{\sqrt{\Delta V}} \quad . \quad (66)$$

The wall becomes dominated by gravity if $\delta_1 + \delta_2 < R \sim \rho(\delta_1 + \delta_2)^3$ which results in a condition

$$\delta_1 + \delta_2 > \frac{1}{\sqrt{V_0}} \sim H^{-1} \quad . \quad (67)$$

For, e.g., $\delta_2 > \delta_1$ this is essentially Eq. (63). If in addition $V_0 \ll 1$ holds, a single patch of size $\sim H^{-1}$, which is filled initially with a field $\phi \approx 0$ with fluctuations $\delta\phi \ll H$, will become the 4d dS core of an exponentially expanding wall as noted above already.

Note that the high-lying minimum also gives rise to a fast expanding dS space-time. However, since the potential energy of the maximum always exceeds the high-lying minimum, the space-time in the core of the wall with the field on the maximum will expand faster than that of the high-lying minimum.

Once the field starts to roll down towards the post-inflationary minimum (3) with a very small cosmological constant $V_{\min}^{(3)} \approx 0$ a bubble of the new vacuum given by the minimum (3) is formed. Even without gravity the bubble would expand since the energy density of the vacuum inside the bubble is smaller than outside the bubble where it is given by the minimum (1) on the other side of the saddle point [54]. For this thin-wall case without gravity the bubble wall would still be given by a kink solution of the form of Eq. (65). However, the wall position would now be given by $x = 0 = R - R_0$ with $R = \sqrt{|\vec{r}(t)|^2 - c^2 t^2}$ which describes a bubble wall which expands with nearly the speed of light shortly after it is born [54].

Without gravity, this expanding bubble would finally convert all space-time in the vacuum state of the minimum (1) to the one of minimum (3). However, as we consider the case of a thick wall dominated by gravity which possesses a fast inflating core, this over-roll of the outside space-time in the vacuum state of the minimum (1) cannot happen. This is due to the fact that the core of the wall expands exponentially fast. While the interior side of the wall of the bubble of the vacuum (3) when viewed from inside recedes with nearly the speed of light its outer side recedes exponentially fast. Therefore, the interior side of the wall recedes exponentially fast from its outer side, and the bubble can never convert all of the outside space-time into the vacuum inside the bubble. The processes inside the wall are decoupled from the physics inside and outside the bubble due to the de Sitter horizon formed by the exponential expansion of the wall's core. Thus, once the appropriate conditions are satisfied, eternal topological inflation may take place inside a thick wall dominated by gravity even if the wall forms an expanding bubble due to non-degenerate minima of the potential.

Now we concentrate on the quantum fluctuations of the scalar field ϕ inside the inflating core of the wall. For inflation to get started repeatedly within the wall there must be a region close to the ϕ -maximum where the dS quantum fluctuations of ϕ dominate its classical evolution [52, 53]. Initially we have $\ddot{\phi} \approx 0$ and thus the slow-roll equation of motion of the

non-canonically normalized field ϕ governs the classical dynamics close to the ϕ -maximum

$$\dot{\phi} = -\frac{2X_s^2}{3} \frac{V'(\phi)}{3H} . \quad (68)$$

Now close the ϕ -maximum we can use Eq. (50) to arrive at

$$\dot{\phi} = H\eta_s\phi . \quad (69)$$

Within the time interval $\Delta t = H^{-1}$ the field moves classically by

$$\delta\phi_{\text{class}} = \eta_s\phi . \quad (70)$$

Simultaneously it receives a contribution from quantum fluctuations

$$\delta\phi_{\text{quant}} \sim H . \quad (71)$$

The quantum fluctuations dominate the classical motion (which drives the field down into the minima) for

$$\phi < \phi^* \quad \text{with} : \quad \phi^* \sim \frac{H}{\eta_s} . \quad (72)$$

If now $\phi^* \gg \delta\phi_{\text{quant}} \sim H$ there is a region close to $\phi = 0$ at the center of the wall where the dS quantum fluctuations of ϕ can jump the field many times before eventually passing ϕ^* from where the field moves classically. Therefore, within this region the field will jump over and again arbitrarily close to $\phi = 0$ thus starting inflationary patches without end. Plugging in ϕ^* in $\phi^* \gg \delta\phi_{\text{quant}} \sim H$ leads to the condition

$$\eta_s \ll 1 \quad (73)$$

the slow-roll condition.

Therefore, a highly asymmetric double-well potential shows eternal topological inflation provided that 1) the slow-roll conditions hold on the maximum, 2) on the maximum $V_0 \ll 1$, and 3) the 'gravity domination' condition Eq. (67) holds. We apply these conditions now to the realistic example (the 2nd one) of the previous Section. There we have $V_0 = \mathcal{O}(10^{-20}) \ll 1$ and $\eta_s = 0.0064 \ll 1$. In terms of the above notation we have further $\beta_2 \sim -10^{-4}$, $\beta_1 \sim 20$, and $\Delta V \sim 10^{-14} V_0$. This implies

$$\delta_1 \sim 10^{11} > \frac{1}{\sqrt{V_0}} , \quad \delta_2 \sim 10^{13} > \frac{1}{\sqrt{V_0}} \quad (74)$$

which satisfies Eq. (67). Therefore, the inflation model of the previous Section has the property of eternal topological inflation on its saddle points.

The initial probability of creating space-time regions where T is close to the saddle points of its potential is exponentially small. However, the inflationary regions, which are seeded by eternal topological inflation, dominate the volume of 4d space-time after inflation because of the exponential growth. Therefore, the post-inflationary volume fraction of the universe which is in the vacuum given by the 4d dS minimum of T -modulus will be large [55]. This resolves the problem of fine-tuning the initial conditions for the slow-roll inflationary phase which we otherwise would have in the model of the previous Section [38] (see also the recent discussion in [56]).

As a last comment, we note that the cosmological overshoot problem [57] as well as the problem of moduli destabilization at high temperatures [58] under certain conditions are absent in our model. In order to see this look at the final 4d dS minimum of presumably our world at $X_{\min}^{(3)}$ (see the previous Sect. for the notation). If our universe originated via eternal topological inflation on one of the saddle points of the scalar potential at, e.g., $X_{\text{saddle}}^{(1)}$ then the reheating temperature after rolling down into the 4d dS minimum at $X_{\min}^{(3)}$ cannot exceed

$$T_{\text{reh}}^{\text{max}} \sim (V_{\text{saddle}}^{(1)})^{1/4} . \quad (75)$$

The post-inflationary minimum at $X_{\min}^{(3)}$, however, is separated from $X \rightarrow \infty$ by a maximum in X . The potential of this maximum V_{barrier} in our model is given by

$$V_{\text{barrier}} \sim 3V_{\text{saddle}}^{(1)} . \quad (76)$$

Thus, neither reheating nor the kinetic energy of the T -modulus rolling down from the saddle point can drive the field over the barrier.

8 Conclusion

In this paper we analyze phenomenological aspects of higher-order α' -corrections in the context of moduli stabilizing flux compactifications of the type IIB superstring. We discuss the inflationary properties of the volume modulus in the original KKLT setup. In the simplest class of these models - consisting of the flux superpotential, the contribution of one gaugino condensate on a stack of D7-branes, and a single additive uplifting potential of a general inverse power-law form - slow-roll inflation ending in the KKLT dS -minimum cannot occur. We study α' -corrections which are higher-order curvature corrections and thus higher-dimension operators appearing in the Kähler potential of the effective action. We demonstrate that the generic ability of these higher-dimension operators to lift stable AdS_4 type IIB string vacua to the desired metastable dS -minima for the T modulus (the volume modulus) can also be used to provide slow-roll inflation using the same T modulus. Such a setup has no η -problem because the leading order Kähler potential for the T modulus is of the no-scale type. We construct a concrete model using fluxes and a racetrack superpotential which upon inclusion of the α' -corrections yields T -modulus inflation on saddle points of the potential with some 130 e -foldings. At the end of inflation the T -modulus rolls from the saddle point down into a dS -minimum with a small positive cosmological constant where the modulus is stabilized. The model has certain scaling properties allowing us to shift the inflationary region of the potential to different values of the real part of T while leaving the inflationary properties of the saddle points invariant. We argue that these saddle points might be generically present if racetrack superpotentials and α' -corrections are both taken into account. The model can accommodate the 3-year WMAP data of the CMB radiation. It yields primordial density fluctuations of the right magnitude with a spectral index of these fluctuations $n_s \approx 0.93$. We point out that eternal topological inflation occurs in the model which removes the fine-tuning problem of inflationary initial conditions. Finally, we comment on the cosmological overshoot problem and the destabilization of the moduli at high temperatures. These effects are absent in the fraction of the universe which is seeded by topological eternal inflation in

our model.

Acknowledgements: I would like to thank W. Buchmüller, A. Hebecker, J. Louis, A. Lucas, V. Rubakov and M. Trapletti for useful discussions and comments.

References

- [1] M. R. Douglas, JHEP **0305**, 046 (2003) [arXiv:hep-th/0303194].
- [2] L. Susskind, [arXiv:hep-th/0302219].
- [3] S. B. Giddings, S. Kachru and J. Polchinski, Phys. Rev. D **66**, 106006 (2002) [arXiv:hep-th/0105097].
- [4] C. Bachas, [arXiv:hep-th/9503030].
- [5] J. Polchinski and A. Strominger, Phys. Lett. B **388** (1996) 736 [arXiv:hep-th/9510227].
- [6] J. Michelson, Nucl. Phys. B **495** (1997) 127 [arXiv:hep-th/9610151].
- [7] K. Dasgupta, G. Rajesh and S. Sethi, JHEP **9908** (1999) 023 [arXiv:hep-th/9908088].
- [8] T. R. Taylor and C. Vafa, Phys. Lett. B **474** (2000) 130 [arXiv:hep-th/9912152].
- [9] S. Gukov, C. Vafa and E. Witten, Nucl. Phys. B **584**, 69 (2000) [Erratum-ibid. B **608**, 477 (2001)] [arXiv:hep-th/9906070].
- [10] C. Vafa, J. Math. Phys. **42**, 2798 (2001) [arXiv:hep-th/0008142].
- [11] P. Mayr, Nucl. Phys. B **593** (2001) 99 [arXiv:hep-th/0003198].
- [12] B. R. Greene, K. Schalm and G. Shiu, Nucl. Phys. B **584** (2000) 480 [arXiv:hep-th/0004103].
- [13] I. R. Klebanov and M. J. Strassler, JHEP **0008**, 052 (2000) [arXiv:hep-th/0007191].
- [14] G. Curio and A. Krause, Nucl. Phys. B **602**, 172 (2001) [arXiv:hep-th/0012152].
- [15] G. Curio, A. Klemm, D. Lüst and S. Theisen, Nucl. Phys. B **609** (2001) 3 [arXiv:hep-th/0012213];
G. Curio, A. Klemm, B. Körs and D. Lüst, Nucl. Phys. B **620** (2002) 237 [arXiv:hep-th/0106155].
- [16] M. Haack and J. Louis, Nucl. Phys. B **575** (2000) 107 [arXiv:hep-th/9912181];
Phys. Lett. B **507** (2001) 296 [arXiv:hep-th/0103068].
- [17] K. Becker and M. Becker, JHEP **0107** (2001) 038 [arXiv:hep-th/0107044].
- [18] G. Dall'Agata, JHEP **0111** (2001) 005 [arXiv:hep-th/0107264].
- [19] S. Kachru, M. B. Schulz and S. Trivedi, JHEP **0310** (2003) 007 [arXiv:hep-th/0201028].

- [20] E. Silverstein, [arXiv:hep-th/0106209];
A. Maloney, E. Silverstein and A. Strominger, [arXiv:hep-th/0205316].
- [21] B. S. Acharya, [arXiv:hep-th/0212294].
- [22] R. Blumenhagen, D. Lüst and T. R. Taylor, Nucl. Phys. B **663**, 319 (2003) [arXiv:hep-th/0303016].
J. F. G. Cascales and A. M. Uranga, JHEP **0305**, 011 (2003) [arXiv:hep-th/0303024].
- [23] H. Verlinde, Nucl. Phys. B **580**, 264 (2000) [arXiv:hep-th/9906182].
- [24] S. Kachru, R. Kallosh, A. Linde and S. P. Trivedi, Phys. Rev. D **68**, 046005 (2003) [arXiv:hep-th/0301240].
- [25] G. Curio and A. Krause, Nucl. Phys. B **643**, 131 (2002) [arXiv:hep-th/0108220].
- [26] C. P. Burgess, R. Kallosh and F. Quevedo, JHEP **0310**, 056 (2003) [arXiv:hep-th/0309187].
- [27] K. Becker, M. Becker, M. Haack and J. Louis, JHEP **0206**, 060 (2002) [arXiv:hep-th/0204254].
- [28] I. Antoniadis, S. Ferrara, R. Minasian and K. S. Narain, Nucl. Phys. B **507**, 571 (1997) [arXiv:hep-th/9707013];
A. Kehagias and H. Partouche, Phys. Lett. B **422**, 109 (1998) [arXiv:hep-th/9710023];
K. Peeters, P. Vanhove and A. Westerberg, Class. Quant. Grav. **18**, 843 (2001) [arXiv:hep-th/0010167];
S. Frolov, I. R. Klebanov and A. A. Tseytlin, Nucl. Phys. B **620**, 84 (2002) [arXiv:hep-th/0108106].
- [29] V. Balasubramanian and P. Berglund, JHEP **0411**, 085 (2004) [arXiv:hep-th/0408054].
- [30] K. Bobkov, [arXiv:hep-th/0412239].
- [31] V. Balasubramanian, P. Berglund, J. P. Conlon and F. Quevedo, JHEP **0503**, 007 (2005) [arXiv:hep-th/0502058].
- [32] J. P. Conlon, F. Quevedo and K. Suruliz, arXiv:hep-th/0505076.
- [33] S. Kachru, R. Kallosh, A. Linde, J. Maldacena, L. McAllister and S. P. Trivedi, JCAP **0310**, 013 (2003) [arXiv:hep-th/0308055].
- [34] J. P. Hsu, R. Kallosh and S. Prokushkin, JCAP **0312**, 009 (2003) [arXiv:hep-th/0311077];
A. Buchel and R. Roiban, Phys. Lett. B **590**, 284 (2004) [arXiv:hep-th/0311154];
H. Firouzjahi and S. H. H. Tye, Phys. Lett. B **584**, 147 (2004) [arXiv:hep-th/0312020];
C. P. Burgess, J. M. Cline, H. Stoica and F. Quevedo, JHEP **0409**, 033 (2004) [arXiv:hep-th/0403119];
N. Iizuka and S. P. Trivedi, Phys. Rev. D **70**, 043519 (2004) [arXiv:hep-th/0403203];
M. Berg, M. Haack and B. Kors, Phys. Rev. D **71**, 026005 (2005) [arXiv:hep-th/0404087];

- K. Dasgupta, J. P. Hsu, R. Kallosh, A. Linde and M. Zagermann, JHEP **0408**, 030 (2004) [arXiv:hep-th/0405247];
- X. g. Chen, Phys. Rev. D **71**, 063506 (2005) [arXiv:hep-th/0408084];
- N. Barnaby, C. P. Burgess and J. M. Cline, JCAP **0504**, 007 (2005) [arXiv:hep-th/0412040];
- S. E. Shandera, JCAP **0504**, 011 (2005) [arXiv:hep-th/0412077];
- L. McAllister, [arXiv:hep-th/0502001];
- S. Kanno, J. Soda and D. Wands, [arXiv:hep-th/0506167].
- [35] A. Mazumdar, S. Panda and A. Perez-Lorenzana, Nucl. Phys. B **614**, 101 (2001) [arXiv:hep-ph/0107058];
D. Cremades, F. Quevedo and A. Sinha, [arXiv:hep-th/0505252].
- [36] K. Becker, M. Becker and A. Krause, Nucl. Phys. B **715**, 349 (2005) [arXiv:hep-th/0501130].
- [37] P. Brax and J. Martin, [arXiv:hep-th/0504168].
- [38] J. J. Blanco-Pillado *et al.*, JHEP **0411**, 063 (2004) [arXiv:hep-th/0406230].
- [39] Z. Lalak, G. G. Ross and S. Sarkar, [arXiv:hep-th/0503178].
- [40] T. Barreiro, B. de Carlos, E. Copeland and N. J. Nunes, [arXiv:hep-ph/0506045].
- [41] R. Kallosh and A. Linde, JHEP **0412**, 004 (2004) [arXiv:hep-th/0411011].
- [42] D. N. Spergel *et al.*, [arXiv:astro-ph/0603449].
- [43] T. W. Grimm and J. Louis, Nucl. Phys. B **699**, 387 (2004) [arXiv:hep-th/0403067].
- [44] B. Hunt and R. Schimmrigk, Phys. Lett. B **381**, 427 (1996) [arXiv:hep-th/9512138].
- [45] R. Kallosh, A. Linde, S. Prokushkin and M. Shmakova, Phys. Rev. D **66**, 123503 (2002) [arXiv:hep-th/0208156].
- [46] C. P. Burgess, J. M. Cline, H. Stoica and F. Quevedo, JHEP **0409**, 033 (2004) [arXiv:hep-th/0403119].
- [47] R. Kallosh and S. Prokushkin, [arXiv:hep-th/0403060].
- [48] C. P. Burgess, P. Grenier and D. Hoover, JCAP **0403**, 008 (2004) [arXiv:hep-ph/0308252].
- [49] J. Polchinski, *String theory*. 2 vols., Cambridge University Press, 1998.
- [50] A. Linde, JHEP **0111**, 052 (2001) [arXiv:hep-th/0110195].
- [51] E. W. Kolb and M. S. Turner, *The Early Universe*, Redwood City, USA: Addison-Wesley (1990) 547 p. (Frontiers in physics, 69).
- [52] A. Vilenkin, Phys. Rev. Lett. **72**, 3137 (1994) [arXiv:hep-th/9402085].
- [53] A. D. Linde and D. A. Linde, Phys. Rev. D **50**, 2456 (1994) [arXiv:hep-th/9402115].

- [54] S. R. Coleman and F. De Luccia, Phys. Rev. D **21**, 3305 (1980).
- [55] A. Vilenkin, Phys. Rev. Lett. **74**, 846 (1995) [arXiv:gr-qc/9406010].
- [56] B. Feldstein, L. J. Hall and T. Watari, [arXiv:hep-th/0506235].
- [57] R. Brustein and P. J. Steinhardt, Phys. Lett. B **302**, 196 (1993) [arXiv:hep-th/9212049].
- [58] W. Buchmüller, K. Hamaguchi, O. Lebedev and M. Ratz, Nucl. Phys. B **699**, 292 (2004) [arXiv:hep-th/0404168];
W. Buchmüller, K. Hamaguchi, O. Lebedev and M. Ratz, JCAP **0501**, 004 (2005) [arXiv:hep-th/0411109].