

# Observational Consequences of a Landscape

Ben Freivogel

Department of Physics, Stanford University  
Stanford, CA 94305-4060, USA

Matthew Kleban

Institute for Advanced Study, Princeton, NJ 08540, USA

Mara Rodriguez Martinez

Racah Institute of Physics, The Hebrew University, Jerusalem, Israel

Leonard Susskind

Department of Physics, Stanford University  
Stanford, CA 94305-4060, USA

## Abstract

In this paper we consider the implications of the "landscape" paradigm [1] for the large scale properties of the universe. The most direct implication of a rich landscape is that our local universe was born in a tunnelling event from a neighboring vacuum. This would imply that we live in an open FRW universe with negative spatial curvature. We argue that the "overshoot" problem, which in other settings would make it difficult to achieve slow roll inflation, actually favors such a cosmology.

We consider anthropic bounds on the value of the curvature and on the parameters of inflation. When supplemented by statistical arguments these bounds suggest that the number of inflationary e-folds is not very much larger than the observed lower bound. Although not statistically favored, the likelihood that the number of e-folds is close to the bound set by observations is not negligible. The possible signatures of such a low number of e-folds are briefly described.

# 1 Introduction

In what follows we will assume the validity of what has come to be called the "Landscape Paradigm" for cosmology. The importance of observationally testing this hypothesis is obvious. In this paper we will discuss the consequences of one particular aspect of the paradigm {the requirement that our "pocket universe" was born in a tunnelling event from some neighboring valley of the landscape.

By the Landscape Paradigm we will mean three things:

The string theory landscape of metastable de Sitter vacua is extremely rich. So many vacua exist that the large numbers can compensate the apparent fine-tuning of the cosmological constant, the gauge hierarchy, and whatever additional fine-tunings are phenomenologically required by observational data. Specifically we assume a large set  $S$  of minima consistent with the standard model and the small measured cosmological constant.

The global universe is an eternally inflating "megaverse" that is continually producing pocket universes (from now on, just universes) by tunnelling events. Our own universe went through a series of tunnelling events, the last of which led to a conventionally inflating universe that eventually settled into a valley of the landscape with the tiny vacuum energy we see today. The rest of the megaverse is filled with universes that populate the entire landscape.

Some features of the observed laws of physics are contingent on our environment { our location in the landscape. The answers to some questions will be anthropic: life exists only where the conditions are right. For example, the cosmological constant is small in our universe because if it were not, we wouldn't be here to ask about it.

We emphasize that these three items are not arbitrary speculations. String theory is the only framework that we know of in which quantum mechanics and gravity coexist in a consistent mathematical framework. The string theory landscape is the mathematical consequence of applying standard low energy approximations to string theory. As for the second item, eternal inflation and bubble nucleation appear to be the consequences of an initial large energy density on a landscape of de Sitter vacua. A generic starting point will lead to the universe, or some patch of it, getting stuck in one of the many local minima of the potential. Once that happens, eternal inflation takes over. Finally, given the first two items, the last is no more than a tautology: we live where life is possible.

The most important cosmological consequence of these assumptions is that there was a tunnelling event in our past. A universe that is born by tunnelling, from a neighboring valley of the landscape, has one distinguishing characteristic that is the focus of this paper: that universe is an infinite open FRW universe with negative spatial curvature and with very special initial conditions [3]. The best short-term hope for confirmation of the Landscape Paradigm may come from the special features of such a cosmology.

The paper consists of four parts. In the next section (section 2) we will review the characteristics of a universe born out of a tunnelling event. We will sketch out the early history of such a universe from the tunnelling event until the universe enters a conventional slow-roll inflationary phase.

One very important question is why the universe tunnelled into a conventionally inflating vacuum with a large number of e-folds. This evolution is not generic and requires a good deal of fine-tuning. In section 3 we derive anthropic constraints on the curvature of the universe at decoupling. These constraints are translated into constraints on the amount of inflation in section 4. We also use statistical arguments of the kind pioneered by Douglas and collaborators [10] [11], to estimate the duration of inflation, i.e., the number of e-folds. Our statistical analysis is suggestive but preliminary. A full analysis would require knowing the string theory landscape and also understanding the proper measure on the landscape. We find that the number of e-folds is unlikely to be very much larger than the observed lower bound. In fact the probability that the number of e-folds is within two or three of the observed bound is surprisingly large, of order ten percent.

Finally, in section 5 we discuss the empirical consequences of a small number of e-folds. These include measurable spatial curvature and deviations from scale invariance for the lowest modes of the CMB fluctuation spectrum.

**Summary of Results.** Our results are most simply stated in terms of the number of e-folds. Assuming standard inflationary parameters, we find that 59.5 e-folds are required for structure formation. The current observational bound on the curvature requires at least 62 e-folds<sup>1</sup>. We use a crude parameterization of the inflationary potential to find the probability distribution for the number of e-folds  $N$ , finding that it is proportional to  $1/N^4$ . The anthropic bound together with our probability distribution give a probability of about 90% that the number of e-folds is greater than 62, so the statistical argument is consistent with observation. Given the observed bound of 62 e-folds, we find a probability of about

---

<sup>1</sup>These numbers are weakly dependent on such parameters as the reheating temperature. However, varying them would not significantly alter the results stated here.

10% that the actual number of e-folds is between 62 and 64. Such a small number of e-folds would have observable consequences.

Relation to Other Work. Some of the results we derive here are not new. Bamard and Albrecht [15] discussed the landscape and open inflation. Tegmark [12] modelled the landscape and its predictions. The CMB data, along with consequences of spatial curvature, have been discussed for example by [13]. Open inflation, its observational consequences, and the probability distribution for the number of e-folds was discussed in various frameworks by [17]. The anthropic bound on the curvature for an open universe seems to have been derived first by Vilenkin and Winitzki [18] and discussed in a context similar to ours by Garriga, Tanaka, and Vilenkin [19]. The measure problem in eternal inflation, which needs to be solved in order to do a correct statistical analysis, has been discussed in [16]. We consider the measure problem to be an important open problem, and we simply ignore the possible volume factors in the measure. Possible measures and their paradoxes are discussed in [16].

## 2 The Universe After Tunnelling

For the purposes of this paper we are only interested in the part of the landscape in our immediate vicinity. We will model our neighborhood by a single scalar inflaton field and a potential function that includes three relevant regions. The first is a metastable minimum with a relatively large vacuum energy and a large curvature (mass). This region is separated from the region of conventional inflation by a high barrier. Tunnelling from this minimum leads to a broad, flat plateau with a very shallow slope that eventually gives way to a steep reheating slope. The steep slope leads to today's minimum with a tiny cosmological constant. The portion of cosmological history that will concern us begins with the tunnelling event from the initial minimum to the inflationary plateau, continues with slow roll inflation to the reheating slope, and finishes with conventional Big Bang cosmology up to the present era.

The vacuum in the left-most minimum is obviously metastable and will decay by bubble nucleation. The theory of this process, developed long ago by Coleman and De Luccia [3], is described by an instanton (a solution of the Euclidean equations of motion with the topology of a four-sphere. The instanton preserves an  $SO(4)$  out of the  $SO(5)$  symmetry of the four-sphere.

The continuation to Lorentzian signature describes an expanding bubble in the metastable de Sitter background. The metric in the bubble is given by an FRW open geometry with

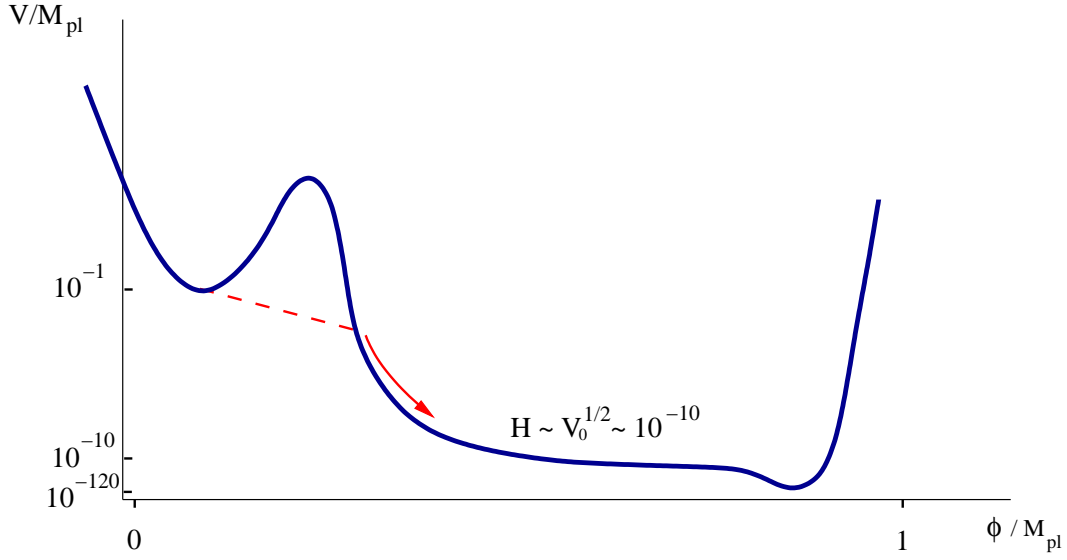


Figure 1: A highly unusual potential which is a typical example of the ones we will consider.

metric

$$\begin{aligned} ds^2 &= dt^2 - a(t)^2 dH_3^2; \\ dH_3^2 &= dr^2 + \sinh^2 r d\Omega^2; \end{aligned} \quad (2.1)$$

where  $a$  is the scale factor,  $dH_3^2$  is the metric of a uniformly negatively curved space with unit curvature, and  $d\Omega^2$  is the metric of a unit two-sphere. The spatial hypersurfaces are homogeneous negatively curved spaces with curvature  $1=a^2$ . The original  $SO(4)$  symmetry of the instanton becomes the noncompact  $SO(3,1)$  of the hyperbolic spatial slices.

The equations of motion are

$$\begin{aligned} \left(\frac{\dot{a}}{a}\right)^2 &= \frac{8\pi G}{3} \frac{\dot{\phi}^2}{2} + V(\phi) + \frac{1}{a^2} \\ + 3H^2 &= -V^0(\phi); \end{aligned} \quad (2.2)$$

where  $H = \dot{a}/a$ .

The initial conditions at  $t = 0$  for this FRW  $k = -1$  universe are very special, non-singular initial conditions that reflect the smoothness of the instanton. They are:

$$\begin{aligned} a(t) &= t + O(t^3) \\ \dot{\phi}(0) &= 0 \end{aligned} \quad (2.3)$$

We choose  $\phi(0) = 0$  for convenience. Close to  $t = 0$  the scale factor behaves like  $a(t) \sim t$ . To see that this is smooth, note that flat space can be written in the form (2.1) with

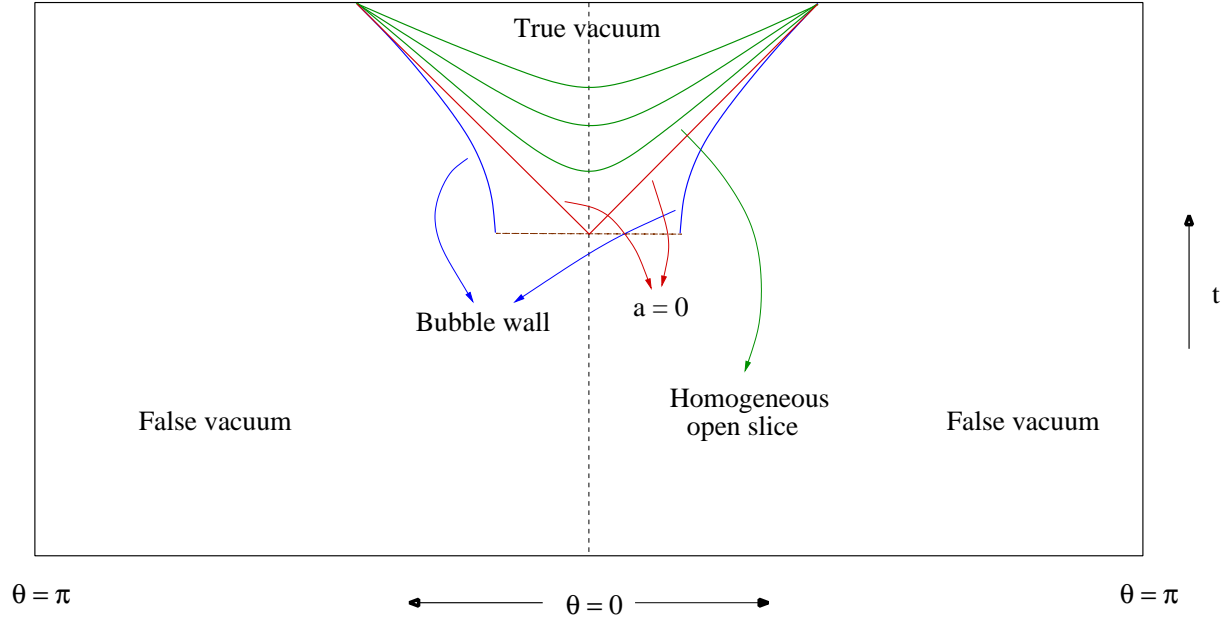


Figure 2: A conformal diagram showing the bubble nucleation. The background space, labelled 'False vacuum', is the initial de Sitter minimum.

$a(t) = t$ , so  $a = 0$  is simply a coordinate singularity. The second equation gives the initial condition for  $\phi$ . The field starts at rest at the point where it emerges from the tunnelling event. This follows from the symmetry of the instanton and is also required by the equations of motion.

For a period of time the equation of motion for  $a$  is dominated by the curvature term  $1/a^2$  and one finds

$$\begin{aligned} a(t) &= t \\ \frac{\dot{a}}{a} &= \frac{1}{t} = H : \end{aligned} \quad (2.4)$$

The friction term in (2.2) diverges as  $t \rightarrow 0$ , and consequently,  $\phi$  moves slowly at first.

Eventually the curvature term will fall below the potential energy and the equations will become dominated by the effective cosmological constant on the plateau,  $V(\phi_{\text{plateau}}) = V_0$ . This happens at a time that we call  $t_*$ ,

$$t_* = \frac{\sqrt{3}}{8 \sqrt{GV_0}} : \quad (2.5)$$

Once  $t$  passes  $t_*$  the universe begins to inflate while it slowly rolls down the plateau.

## 2.1 An overshoot problem ?

A potential problem with inflationary cosmology was pointed out by Brustein and Steinhardt [9]. The value of the inflaton potential during inflation must be very small in Planck or string units: most likely smaller than  $10^{-14}$ . This means that if the inflaton descends from some string scale energy density it will generally overshoot the inflationary region unless the potential descends extremely gradually. Thus it is usually necessary to make the range of the inflaton field to be many Planck units. Such a large range is questionable, and difficult to arrange in string theory. As we will see below, the overshoot problem simply does not occur in a theory with a tunnelling origin.

To understand the overshoot problem and its solution, assume that the field starts at a high value of the potential relative to the inflationary plateau. It will have a large velocity by the time it reaches the plateau (see Figure 1). If the only friction in the equation of motion on the plateau were due to the vacuum energy  $V_0$ , the field would shoot across the plateau and the universe would reheat with no period of inflation.

In fact, this is not at all what happens in a universe that evolves from a tunnelling event. The curvature provides a large friction term which easily checks the motion of the inflaton. Generically the distance the field travels along the plateau before slowing to slow-roll speeds is independent of the initial height where it begins! We can illustrate this with a simple model.

Suppose the potential consists of two linear sections. The initial section is very steep, and covers the region in field space  $0 < \phi < f$  where  $f$  is assumed to be a small fraction of the Planck mass. We will take  $V(0) = V_0$ , so that the slope in the initial section is  $V = f$ . The field begins at rest at  $\dot{\phi} = 0$ . The next section ( $\phi > f$ ) represents the plateau, which for this analysis we take to be flat and with an energy small enough that for a long period it can be ignored. We assume curvature domination throughout<sup>2</sup>, so the equation of motion is

$$3\dot{\phi}^2 - 2V = 0 \quad (2.6)$$

in the first section, and the same without the  $V = f$  term in the second. Solving the equations and matching shows that

$$(1) \quad \phi = 2f; \quad (2.7)$$

so the distance travelled along the plateau is simply  $f$ , independent of the initial height  $V_0$ . This surprising result indicates that no particular re-tuning is necessary to avoid

---

<sup>2</sup>An alert reader may be concerned with the approximation of curvature domination. In fact, as long as  $f < 1$  the kinetic field energy never dominates the curvature term.

overshoot. The potential energy only dominates long after the field velocity has become negligible.

## 2.2 Hubble horizon evolution

Let's consider the history of the Hubble horizon defined by the distance  $H^{-1}$ . The significance of the Hubble horizon is that modes of larger wavelength are frozen while shorter wavelengths oscillate. The value of the comoving coordinate,  $r_h$ , that characterizes the Hubble horizon is defined by

$$ar_h = H^{-1} : \quad (2.8)$$

During the initial curvature dominated era, while  $H = 1/t$ , we find

$$r_h = 1 : \quad (2.9)$$

Later, when inflation kicks in, the scale factor and Hubble constant are given by

$$\begin{aligned} a &= t e^{H(t-t_*)} \\ H^2 &= \frac{8G}{3} V_0 \end{aligned} \quad (2.10)$$

and the comoving coordinate of the Hubble horizon shrinks exponentially,

$$r_h = e^{H(t-t_*)} : \quad (2.11)$$

Thus, to summarize the history of the Hubble horizon (before reheating),  $r_h$  is initially constant and equal to 1. As potential energy begins to dominate,  $r_h$  starts to decrease exponentially. This continues until reheating, at which point  $r_h$  begins to increase. However, prior to reheating the Hubble horizon never exceeds  $r_h = 1$ . This will play an important role when we discuss the effect of curvature on the large scale structure of the CMB spectrum.

## 3 Anthropic Bound on Curvature

Tunnelling of the Coleman-de Luccia sort produces uniform FRW cosmologies with negative curvature [3]. As we will see in the next section, without observational or anthropic priors, post-tunnelling inflation (if it occurs at all) would most likely be of very short duration. Without a significant period of inflation, most of the universes residing in  $S$  will therefore be dominated by (negative) curvature and will never have a period of matter or



radiation domination. Thus, before introducing anthropic observational constraints, the landscape favors an empty, curvature dominated universe. This, of course, is completely incompatible with the fact that  $\Omega_{\text{total}}$  is very close to 1.

This raises the obvious question of whether there are anthropic bounds on how large the curvature can be. In other words, does the formation of life require  $\Omega_{\text{total}}$  to be close to 1? We will show that the requirement of structure formation (the anthropic ingredient of the argument) puts an upper bound on the curvature which is close to the experimental bound. To make the argument, we will use an analysis that closely parallels Weinberg's [2]. As in Weinberg's argument, a crucial ingredient will be to use the measured value of  $\Omega_{\text{m}}$  as an input, and then compute the maximum values of the cosmological constant and curvature that are consistent with structure formation. Allowing  $\Omega_{\text{m}}$  to vary is a more complicated question which we will not address; see [14].

### 3.1 Calculation

A positive cosmological constant is equivalent to a repulsive force that grows linearly with distance. Negative curvature indicates that the Hubble flow exceeds the Newtonian escape velocity. It is intuitively obvious that both positive vacuum energy and negative curvature inhibit structure formation. If either one is too large, galaxies could not have formed. To be quantitative, consider a homogeneous, isotropic, overdense region of the universe of size  $R(t)$  at the epoch of decoupling. The universe as a whole has some average matter density  $\rho$ , curvature  $k$ , and cosmological constant  $\Lambda$  (we will not include any other form of dark energy). Locally the magnitude of the overdensity is  $\delta$  and the curvature is  $k + \delta k$ . We will ignore the contribution to the density from radiation, since it is small at decoupling. The evolution of  $R(t)$  is controlled by the Friedmann equation,

$$\left(\frac{dR}{dt}\right)^2 + k + \delta k = \frac{8\pi G}{3}\rho R^2 + \frac{\Lambda}{3}R^2 : \quad (3.1)$$

If the background curvature and cosmological constant are zero, the presence of the overdensity means the region is locally a closed universe (since  $\delta k > 0$ ) and will collapse.

The matter density satisfies the equation of mass conservation

$$R^3(\rho + \delta\rho) = M ; \quad (3.2)$$

where  $M$  is constant.

The solution of (3.1) is

$$t = \int_0^Z \frac{dR}{\sqrt{\frac{8\pi G M}{3R} + \frac{\Lambda}{3}R^2 - k - \delta k}} : \quad (3.3)$$

Expanding the solution for small  $t$  gives

$$R(t) \approx (6GM)^{1/3} t^{2/3} - \frac{3^{5/3}}{20(2)^{1/3}} \frac{k + \kappa}{(GM)^{1/3}} t^{4/3} + O(t^2) \quad (3.4)$$

$$\ddot{R}(t) + \frac{1}{6G} \frac{1}{t^2} + \frac{3^{4/3}}{40(2M)^{2/3}} \frac{k + \kappa}{(G)^{5/3}} t^{4/3} + O(t^{2/3}) \quad (3.5)$$

Here  $\ddot{R}(t)$  is the part of this expression proportional to  $k$ :

$$= \frac{3^{4/3}}{40(2M)^{2/3}} \frac{k}{(G)^{5/3}} t^{4/3} + O(t^{2/3}): \quad (3.6)$$

Assuming  $k = \kappa$ , which is the regime we are interested in, the above expansions are valid so long as  $\tilde{m} \ll 1$ . Following Weinberg, we define the parameter  $\tilde{m}$  which gives an invariant measure of the strength of the density perturbations:

$$\tilde{m} = \lim_{t \rightarrow 0} \frac{3}{2} \frac{dR}{dt} = \frac{9}{40G} \frac{k + \kappa}{M^{1/2}} \quad (3.7)$$

A region with an overdensity  $\delta$  will collapse if  $(dR/dt)^2$  becomes zero. Starting from (3.1), we can minimize with respect to  $R$  to obtain

$$\left( \frac{dR}{dt} \right)^2 = \frac{1}{3} (4GM)^{2/3} - k - \kappa: \quad (3.8)$$

Therefore, the condition for gravitational collapse is

$$\frac{1}{3} (4GM)^{2/3} - k - \kappa < 0; \quad (3.9)$$

which can be rewritten with the use of  $\tilde{m}$  as

$$\frac{1}{3} - \frac{k}{(4GM)^{2/3}} - \frac{10}{9} (G\tilde{m})^{1/3} < 0: \quad (3.10)$$

Note that we did not assume that  $\tilde{m} \ll 1$  remains small during the evolution to make this analysis. In a flat universe where  $k = 0$ , the equation above reproduces Weinberg's condition for structure formation. In an open universe ( $k < 0$ ) with a cosmological constant  $\Lambda > 0$ , structures will form only if the initial density perturbations are big enough to overcome the combined effect of the cosmological constant and the curvature.

We can re-write the bound in terms of the conventional cosmological parameters today:

$$\frac{3}{2^{2/3}} - \frac{1}{\Omega_{\text{matter}}} + \frac{1}{\Omega_{\text{matter}}} \frac{\Omega_{\text{total}}}{\Omega_{\text{matter}}} - \frac{5}{3} \frac{\Omega_{\Lambda}}{\Omega_0} < 0 \quad (3.11)$$

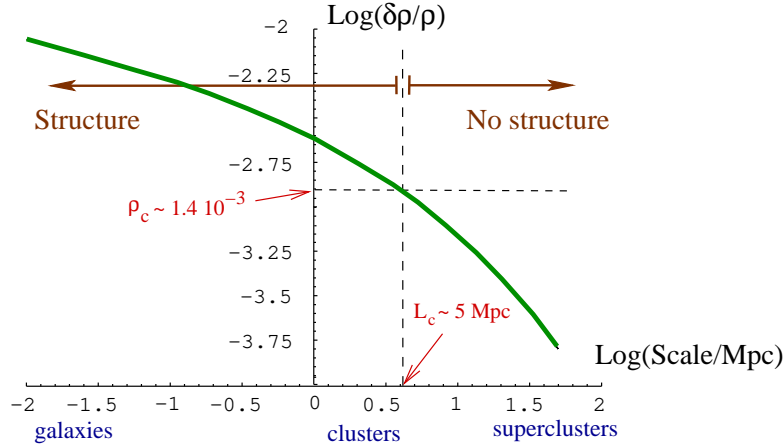


Figure 3: Cosmological perturbations at decoupling as a function of comoving scale.  $L_c$  is the critical length below which structure has collapsed or will collapse in our universe, assuming dark energy is a cosmological constant.

where  $\rho_0$  is the matter density today and  $\rho_i$  are evaluated today. Recall that  $\rho_{\text{matter}} = \rho_{\text{total}}$ , so we will think of this as a bound on  $\rho_{\text{total}}$  and  $\rho_i$ , given a value for  $\rho_0$ .

More interesting for our purposes is to express the bound in terms of the radius of curvature at decoupling,  $a_{\text{dc}}$ . Dropping the cosmological constant term (which only tightens the bound) and setting  $\rho_{\text{matter}} = 1$  at decoupling, the bound becomes

$$(1 - \rho_{\text{total}})_{\text{dc}} < \frac{5}{3} \quad (3.12)$$

or

$$a_{\text{dc}} H_{\text{dc}} > \frac{5}{3} \quad (3.13)$$

A complication is that  $\rho = \rho_i$  is a function of scale<sup>3</sup>. After the generation of perturbations during inflation, the spectrum evolves due to various effects. One important fact, however, is that modes inside the horizon during radiation domination do not grow significantly. This means that the power spectrum at short scales grows only logarithmically. This is illustrated in Figure 3.

In order to apply our bound (3.13), we should first choose a scale on which to require structure. If the relevant structures (whose formation we want to guarantee) are typical galaxies, then the appropriate value of  $\rho = \rho_i$  at decoupling is about  $10^3$  and (3.13) becomes

<sup>3</sup>We would like to thank Neal Dalal for very helpful discussions on this point.

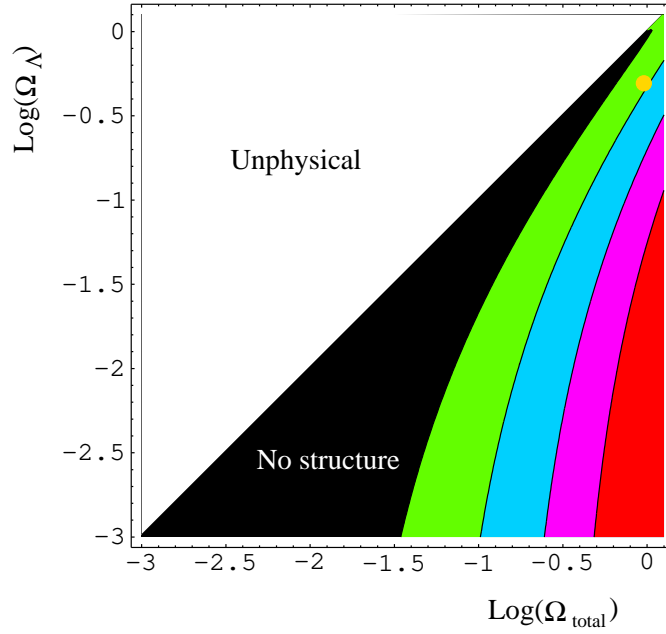


Figure 4: Contour lines for the bound, eq. 3.11. Each point on the diagram corresponds to a different value of  $\Omega_{\text{matter}} = \Omega_{\text{total}} - \Omega_{\Lambda}$ ; ( $\Omega_{\Lambda} = \Omega_{\text{dc}}$  has been set to  $3 \times 10^{-3}$ , which corresponds to a scale of 1 Mpc). The white triangle corresponds to unphysical universes where  $\Omega_{\text{matter}} < 0$ . In the black area the bound is violated and structure cannot form. The disk in the upper-right is our universe.

$$a_{\text{dc}} H_{\text{dc}} > 30: \quad (3.14)$$

This bound would be slightly relaxed if we only require that dwarf galaxies form. In that case the relevant value of  $\Omega_{\text{dc}}$  is about  $10^2$  and the anthropic bound loosens by a factor of 3:

$$a_{\text{dc}} H_{\text{dc}} > 10: \quad (3.15)$$

Requiring structure on even shorter scales only changes this slightly, due to the slow growth in  $\Omega_{\text{dc}}$  mentioned above.

Let's compare (3.14) with the observational bound. To calculate the observational bound on  $a_{\text{dc}} H_{\text{dc}}$  we first use the corresponding bound on  $\Omega_{\text{total}}$  today. We will use as a reference number  $\Omega_{\text{total}} > 0.98$ . This value is about 2  $\sigma$  of the WMAP central value of  $1.02 \pm 0.02$  [4], and 1  $\sigma$  of the central value of  $0.99 \pm 0.01$  as measured using large-scale structure surveys [5]. Using  $\Omega_{\text{total}} > 0.98$  we obtain

$$a_0 H_0 > 7: \quad (3.16)$$

To proceed, recall that  $aH = \dot{a}$  and use the FRW equations of motion to relate the value of  $\dot{a}$  at decoupling to the value today. We find

$$\frac{\dot{a}_{dc}}{\dot{a}_0} = \frac{v_{ut}}{m} \frac{1}{(1+z_{dc})} \left( 1 + \frac{1+z_{dc}}{1+z_{eq}} + \frac{1}{(1+z_{dc})^2} \right)^{1/2}, \quad (3.17)$$

where the  $v_i$  are evaluated today and dc and eq stand for decoupling and equality respectively. Combining 3.17 with 3.16 we find the observational bound

$$a_{dc} H_{dc} > 140: \quad (3.18)$$

The similarity between (3.15) and (3.18) is quite striking.

We should also point out that equation 3.11, together with the scale dependence of  $\Omega_m = \Omega_m(z)$  (see Figure 3) implies that the bound is not satisfied in our universe on scales larger than  $L_c \approx 5 \text{ Mpc}$ . This means that matter on cluster scales and larger today will not continue to collapse. In fact, due to the effect of the cosmological constant, matter on those scales will actually dilute and "eat away." Hence we live in the time when the most structure exists. Similar conclusions were reached in [7].

## 4 Number of E folds

In order to satisfy either the anthropic or observational bounds, the universe must have undergone a significant period of inflation. Using standard values for inflation parameters, the minimum number of e-folds  $N$  needed to satisfy the observational curvature bound is around  $N = 62$  [6]. The exact value of this number is logarithmically sensitive to such parameters as the reheating temperature, the scale of inflation, etc.

The parameter  $aH$  depends on  $N$  exponentially:

$$(aH)_{dc} = \frac{(aH)_{dc}}{(aH)_e} (aH)_e = e^N: \quad (4.1)$$

Here  $(aH)_e$  refers to  $aH$  at the end of inflation,  $\beta = (aH)_{dc}/(aH)_e$  is a factor depending on the expansion of the universe after the end of inflation, and we have defined  $N$  as the number of e-folds starting from the first era of curvature domination (when  $aH = 1$ ). We

will take  $\beta$  to be of order  $e^{57}$ , which corresponds to the value  $N = 62$  mentioned above<sup>4</sup>. It is quite remarkable that the anthropic bound (3.14), thought of as a bound on  $N$ , is only smaller by about two and a half e-folds than the observational bound 3.18. This is because  $\ln(140/10) \approx 2.5$ . So our bound (obtained by requiring structure on dwarf galaxy scales) is:

$$N_{\text{structure}} > 59.5 \quad (4.2)$$

compared with the observational bound (using  $\beta_t > 0.98$ )

$$N_{\text{observed}} > 62: \quad (4.3)$$

We would like to use statistical landscape arguments [10] [11] to estimate the relative number of vacua with such long-lived inflationary eras and to make some rough statistical guesses about the actual number of e-folds. The duration of inflation is determined by the parameters appearing in the inflation potential. Thus any kind of probabilistic arguments must originate from statistical assumptions about these parameters.

The assumption we will use here is that the coefficients in a Taylor expansion of the potential around generic points are randomly distributed, over some range of variation that is typically string scale. We will make the simplest assumption about the measure, namely it is featureless. This may be something that can be improved upon by studying the statistics of detailed string theory models such as [8].

In such a situation, it is of course highly unusual to find a minimum in which the cosmological constant is small. Having found such a minimum, it is again unlikely that any of the slopes leading down into it are appropriate for slow roll and long inflation.

We can try to estimate the expected number of e-folds  $N$  from rolling down such a slope using a simple model. We will assume that the potential is well-approximated as linear in the region of interest, so that

$$V(\phi) = V_0(1 - \alpha\phi); \quad \phi \in [\phi_i; \phi_f]: \quad (4.4)$$

Here  $V_0$ ,  $\alpha$ , and  $\phi_f - \phi_i$  are the relevant parameters that we assume vary from 0 to 1 with a smooth measure. From now on we will set  $8\pi G = 1$ .

The number of e-folds is

$$N = \int_{\phi_i}^{\phi_f} H dt = \int_{\phi_i}^{\phi_f} \frac{H}{\alpha} \frac{d\phi}{\phi}; \quad (4.5)$$

---

<sup>4</sup>For simplicity, we are assuming here that  $\beta$  and  $H_{\text{dc}}$  do not depend on  $N$ ; in other words that as we vary the parameters of the inflation potential that determine  $N$  we hold fixed the evolution of the universe after the end of inflation. Relaxing this assumption should not change the result significantly.

using the slow roll equations  $3H^2 = V^0$  and  $H^2 = -\frac{1}{2} V_0$ . Finally,

$$- \frac{H^2}{x} = \frac{H}{x} : \quad (4.6)$$

To compute a measure on  $N$ , we integrate over  $V_0$ ,  $x$ , and  $y$  with the constraint that  $y = x$  is fixed:

$$\begin{aligned} P(N) &= \int_0^1 dV_0 dx d\left(\frac{N^2}{x}\right) \left(\left(\frac{N^2}{x}\right) = x\right) F\left(\frac{N^2}{x}; V_0; x\right) \\ &= \frac{2(N^2)^{1/2}}{N^4} \int_0^1 d\left(\frac{N^2}{x}\right) F\left(\left(\frac{N^2}{x}\right)^2 = N^2; \frac{N^2}{x} = N^2\right) : \end{aligned} \quad (4.7)$$

Here  $F$  is a measure on the distribution of parameters in the potential. For a flat distribution ( $F = 1$ ) we obtain

$$P(N) = \frac{2(N^2)^{1/2}}{5N^4} : \quad (4.8)$$

One can use this probability in a number of ways. With no further constraints, we can estimate the probability that  $N$  is greater than the observational bound  $N > 62$  (using  $N = 10^5$ ):

$$P_{N > 62} = \int_{62}^1 P(N) dN = 10^{11.5} : \quad (4.9)$$

This very small probability can be thought of as the flatness problem in this model.

However, if we take into account the anthropic bound ( $N > 59.5$ ) the situation improves dramatically. In that case

$$P_{N > 62} = \frac{R_1}{R_1} \frac{dN = N^3}{dN = N^3} > 0.88 : \quad (4.10)$$

So we see that the probability that the observational bound is satisfied given that structure formed is around 90%, and we can say that in this model the requirement of structure formation solves the flatness problem. Of course the other standard cosmological problems which are solved by sufficient inflation are solved as well.

On the other hand, the probability that  $N$  is close to the observational bound is not insignificant. For example, the probability that  $N$  lies in the range between 62 and 64 is of order 10%. This would correspond roughly to 1 out of 10 total lying between 0.02 and 0.0004, which might be observable in the future.

## 5 Signatures

In principle, a tunnelling event in our past would produce observable effects. These effects may or may not be observable in practice. This depends on whether inflation went on for

a long enough duration to obliterate the effects. The effects we will discuss in this section would only be observable if the curvature bound is almost saturated, i.e., if  $N$  is close to 62. The most obvious observable signature of tunnelling would, of course, be the existence of negative curvature, i.e.,  $1 - \Omega_{\text{total}} > 0$ . But it is possible that there are more easily observed effects on the CMB spectrum.

Let us restate the observed bound on curvature ( $\Omega_t > 0.98$ ) in a particularly intuitive way. What it says is that today, the radius of curvature of space (the current FRW scale factor  $a_0$ ) is at least 7 times larger than the current Hubble radius  $l = H_0^{-1} = a_0/H_0$ . Nevertheless, we will see that there are observable effects on the CMB that can be very sensitive to the finiteness of the radius of curvature on such scales.

The ratio of the radius of curvature to the Hubble radius is given at all times by  $aH$ . We can use 3.18 to see that the ratio at decoupling was even larger:  $(aH)_{\text{dc}} > 140$ . But observations of the CMB today are not constrained by the size of the horizon at decoupling. As we will see in a moment, the maximum size scales probed by observations of the CMB anisotropy correspond to the quadrupole ( $l=2$ ) mode, with a wavelength about 130 times larger than the horizon at decoupling. Thus, if our universe is close to saturating the observational curvature bound, the lowest  $l$  modes are probing scales very close to the radius of curvature. In such a case one expects that the low  $l$  multipole moments in the CMB may deviate from scale invariance in some way.

There are several effects that can distort the flat CMB spectrum at very low  $l$ . We will mention some obvious ones. Let us begin with the metric for open FRW geometries.

$$ds^2 = dt^2 - a(t)^2 \left[ dr^2 + (\sinh r)^2 d\Omega^2 \right] \quad (5.1)$$

The time  $t$  runs from 0 to 1. The scale factor for small  $t$  behaves like

$$a = t \quad (5.2)$$

during the initial curvature dominated phase. The Hubble parameter,  $H$ , is  $\dot{a}/a = 1/t$ . At this time the Hubble horizon coordinate,  $r_h$ , defined by  $ar_h = H^{-1}$  is constant in comoving coordinates:  $r_h = 1$ .

At somewhat later time, the vacuum energy  $V_0 = 3H_0^2$  will overtake the curvature and the scale factor will begin to inflate like  $a \propto e^{H_0 t}$ . This happens when  $t = H_0^{-1}$ . The coordinate,  $r_h$ , of the Hubble horizon starts to decrease exponentially and continues to do so until reheating. Thus, before and during inflation,  $r_h$  is never larger than  $r = 1$ . Perturbations on scales larger than this are frozen and never equilibrate. They are given by their value on the initial time slice  $t = 0$ .



There are a number of things that suggest that the initial field fluctuations at  $r > 1$  are very small. First of all, before the field tunneled from the previous de Sitter minimum, the inflation was massive. Thus there were no long range fluctuations before tunnelling. Secondly, the Coleman De Luccia instanton in the thin wall approximation leads to a very homogeneous background. Finally, the mode functions on the negatively curved spatial slices all exponentially tend to zero (with  $r$ ) for  $r > 1$ . All of this suggests that for large  $r$  the initial fluctuations are exponentially small. The  $l = 2$  mode is probing comoving coordinate scales that are at most order 1 (see eq. 5.3), and the higher  $l$  modes probe even smaller  $r$ . Thus one might expect that the trend is for the low  $l$  multipoles to be small.

The scale  $r = 1$  is the comoving radius of curvature of the spatial slices. Let us again assume that  $\alpha_{\text{total}} = 0.98$ , and ask what scale the  $l = 2$  mode is associated with. This scale is the diameter of the last-scattering sphere. Integrating back along the photon geodesic gives

$$r_{l=2} = 2 \int_{t_{\text{dc}}}^{t_0} \frac{dt}{a} = 2 \int_{1=(1+z_{\text{dc}})}^{z=1} \frac{dx}{x^2 [1 + x^2 (a_0 H_0)^2 (m^2 x^3 + \frac{1}{2} x^4)]} = 0.95: \quad (5.3)$$

So we see that the wavelength which makes the largest contribution to the  $l = 2$  mode of the CMB is almost exactly the same as the radius of curvature.

However there is a possibility that the suppression effects may extend to distances somewhat smaller than the radius of curvature. Inflation only begins when curvature dominance gives way to vacuum dominance. At that time there is no reason to expect significant fluctuation. It takes time for de Sitter space to come to thermal equilibrium. A rough estimate is that the time scale for equilibration is of order

$$t_{\text{eq}} \sim H^{-1} \log m_p / H; \quad (5.4)$$

where  $m_p$  is the Planck mass [20]. This time corresponds to at least 12 e-folds, since  $H < 10^{-5} m_p$ . Any modes that leave the horizon before this time may still be suppressed.

Another interesting effect involves the shape of the potential at the onset of inflation. We have assumed a linear potential after the tunnelling event but that is obviously not correct for times shortly after tunnelling. What we should expect is a steeper curved potential that descends from the tunnelling point to the inflationary plateau. Let us model this by introducing a quadratic term in the potential for negative  $\phi$ .<sup>5</sup> Thus for  $\phi > 0$  we have the usual linear potential in 4.4, but for  $\phi < 0$  the potential has the form

$$V = V_0 - x V_0 + \frac{m^2}{2} x^2: \quad (5.5)$$

---

<sup>5</sup>We have shifted conventions so that  $V(0) < 0$ .

The low  $l$  modes in the CMB receive their largest contributions from long wavelength perturbations. Let us assume that at the time when these perturbations were leaving the horizon that the field was negative but close to zero. Then the fluctuations generated at this time are given by

$$\frac{\delta V}{V^0} = \frac{V^{3=2}}{V^0} = \frac{V_0^{1=2}}{x} \left( 1 - \left( \frac{3x}{2} - \frac{m^2}{xV_0} \right) \right) + O(x^{-2}): \quad (5.6)$$

Evidently the sign of the effect depends on whether  $m$  is bigger or smaller than  $\frac{x}{V_0} V_0^{1=2}$ . In particular for  $m > \frac{x}{V_0} V_0^{1=2}$  the power in these modes would be suppressed. For the choice

$$\begin{aligned} V_0 &= 10^{13} \\ x &= 10^2 \end{aligned} \quad (5.7)$$

we find that for  $m > 10^{8.5} m_p$ , the primordial power spectrum at long wavelengths would be suppressed. However, this may or may not correspond to a suppression in total power in the low  $l$  CMB, since effects such as the late integrated Sachs-Wolfe effect can in some models overcompensate for the suppression [13].

## 6 Conclusions

This paper is based on one principle and two surprising numerical facts. The principle is that our universe was created by a tunnelling event from a neighboring valley of the landscape. From this it follows that we live in an open FRW universe with special smooth initial conditions.

The numerical facts that we found surprising, and seem not to be well known, are the following:

Anthropic considerations similar to Weinberg's constrain the curvature to be small. In terms of e-folds, the existence of galaxies requires  $N$  to be at least within two e-folds of the observational bound.

If saturated, the observational bounds on curvature are equivalent to the statement that the  $l = 2$  mode of the CMB anisotropy corresponds to a scale equal to the radius of curvature of the universe.

We have also given an admittedly crude argument that landscape statistics may favor a small number of e-folds. Obviously there is a great deal of work that can be done to

reinforce this idea. Models of the kind studied by [8] could potentially provide statistical distributions of parameters.

In view of these points, our opinion is that the observed suppression of the quadrupole and octopole anisotropies, seen by WMAP, should not be quickly dismissed as cosmic variance accidents. However (as several authors have pointed out [13]) a long wavelength suppression of the primordial spectrum can not explain the entire suppression of the observed quadrupole/octopole because of the enhancement due to the late time integrated Sachs-Wolfe effect (which would be unchanged in the models considered in this paper).

## 7 Acknowledgements

All four of us would like to thank the faculty and staff of the Korea Institute for Advanced Study, where this work was initiated, for their hospitality. MK and MRM would like to thank the University of Texas, Austin for hospitality during the completion of the work. We thank Willy Fischler, Kiyoung Lee, Andrei Linde, Brice Menard, Sonia Paban, Carlos Pena-Garay, Raul Rabadan, Steve Shenker, Scott Thomas, Larus Thorlacius, and Bob Waggoner for useful discussions. LS is particularly grateful to Willy Fischler and Sonia Paban for important discussions. MK would like to thank Neal Dalal for very useful conversations and for providing a copy of the program `sigma`.

The work of MK is supported by NSF grant PHY-0070928, and that of LS by NSF grant PHY-0097915.

## References

- [1] Leonard Susskind, The Anthropic Landscape of String Theory, hep-th/0302219
- [2] S. Weinberg, "Anthropic Bound On The Cosmological Constant," Phys. Rev. Lett. 59, 2607 (1987).
- [3] S.R. Coleman and F. De Luccia, "Gravitational Effects On And Of Vacuum Decay," Phys. Rev. D 21, 3305 (1980).
- [4] C.L. Bennett et al., "First Year Wilkinson Microwave Anisotropy Probe (WMAP) Observations: Preliminary Maps and Basic Results," Astrophys. J. Suppl. 148, 1 (2003) [arXiv:astro-ph/0302207].

- [5] D . J . Eisenstein et al, \Detection of the Baryon Acoustic Peak in the Large-Scale Correlation Function of SD SS Luminous Red Galaxies," arXiv:astro-ph/0501171].
- [6] A . R . Liddle and D . H . Lyth, \Cosmological inflation and large-scale structure."
- [7] N . Kaloper, M . Kleban and L . Sorbo, \Observational implications of cosmological event horizons," Phys. Lett. B 600, 7 (2004) [arXiv:astro-ph/0406099]; M . Kleban, \Inflation unloaded," [arXiv:hep-th/0412055].
- [8] S . Kachru, R . Kallosh, A . Linde, J . Maldacena, L . McAllister and S . P . Trivedi, \Towards inflation in string theory," JCAP 0310, 013 (2003) [arXiv:hep-th/0308055].
- [9] Ram Brustein, Paul Steinhardt, \Challenges for Superstring Cosmology," Phys.Lett. B 302 (1993) 196-201, hep-th/9212049
- [10] Michael R . Douglas, The statistics of string/M theory vacua, JHEP 0305 (2003) 046, hep-th/0303194
- [11] Michael R . Douglas, Basic results in Vacuum Statistics, Comptes Rendus Physique 5 (2004) 965-977, hep-th/0409207
- [12] M . Tegmark, \What does inflation really predict?," JCAP 0504, 001 (2005) [arXiv:astro-ph/0410281].
- [13] G . Efsthathiou, \A Maximum Likelihood Analysis of the Low CMB Multipoles from WMAP," Mon. Not. Roy. Astron. Soc. 348, 885 (2004) [arXiv:astro-ph/0310207].  
G . Efsthathiou, \The Statistical Significance of the Low CMB Multipoles," Mon. Not. Roy. Astron. Soc. 346, L26 (2003) [arXiv:astro-ph/0306431].  
G . Efsthathiou, \Is the low CMB quadrupole a signature of spatial curvature?," Mon. Not. Roy. Astron. Soc. 343, L95 (2003) [arXiv:astro-ph/0303127].  
C . R . Contaldi, M . Peloso, L . Kofman and A . Linde, \Suppressing the lower Multipoles in the CMB Anisotropies," JCAP 0307, 002 (2003) [arXiv:astro-ph/0303636].  
S . L . Bridle, A . M . Lewis, J . Weller and G . Efsthathiou, \Reconstructing the primordial power spectrum," Mon. Not. Roy. Astron. Soc. 342, L72 (2003) [arXiv:astro-ph/0302306].  
K . Yamamoto and E . F . Bunn, \Observational tests of one bubble open inflationary cosmological models," Astrophys. J. 464, 8 (1996) [arXiv:astro-ph/9508090].

- [14] M. Tegmark and M. J. Rees, "Why is the CMB fluctuation level  $10^{-5}$ ?", *Astrophys. J.* 499, 526 (1998) [[arXiv:astro-ph/9709058](#)].
- [15] M. Bamard and A. Albrecht, "On open inflation, the string theory landscape and the low CMB quadrupole," [arXiv:hep-th/0409082](#).
- [16] A. D. Linde, "Inflation with variable  $\Omega$ ," *Phys. Lett. B* 351, 99 (1995) [[arXiv:hep-th/9503097](#)].
- A. D. Linde and A. Mezhlumian, "On Regularization Scheme Dependence of Predictions in Inflationary Cosmology," *Phys. Rev. D* 53, 4267 (1996) [[arXiv:gr-qc/9511058](#)].
- A. D. Linde and A. Mezhlumian, "Inflation with  $\Omega \neq 1$ ," *Phys. Rev. D* 52, 6789 (1995) [[arXiv:astro-ph/9506017](#)].
- J. Garriga and A. Vilenkin, "A prescription for probabilities in eternal inflation," *Phys. Rev. D* 64, 023507 (2001) [[arXiv:gr-qc/0102090](#)].
- J. Garriga, T. Tanaka and A. Vilenkin, "The density parameter and the Anthropic Principle," *Phys. Rev. D* 60, 023501 (1999) [[arXiv:astro-ph/9803268](#)].
- [17] S. W. Hawking, T. Hertog and N. Turok, "Gravitational waves in open de Sitter space," *Phys. Rev. D* 62, 063502 (2000) [[arXiv:hep-th/0003016](#)].
- S. W. Hawking and N. Turok, "Comment on \*Quantum creation of an open universe\*, by Andrei Linde," [arXiv:gr-qc/9802062](#).
- S. W. Hawking and N. Turok, "Open inflation without false vacua," *Phys. Lett. B* 425, 25 (1998) [[arXiv:hep-th/9802030](#)].
- A. D. Linde, M. Sasaki and T. Tanaka, "CMB in open inflation," *Phys. Rev. D* 59, 123522 (1999) [[arXiv:astro-ph/9901135](#)].
- A. D. Linde, "A toy model for open inflation," *Phys. Rev. D* 59, 023503 (1999) [[arXiv:hep-ph/9807493](#)].
- A. D. Linde, "Quantum creation of an open inflationary universe," *Phys. Rev. D* 58, 083514 (1998) [[arXiv:gr-qc/9802038](#)].
- J. Garcia-Bellido and A. D. Linde, "Open hybrid inflation," *Phys. Rev. D* 55, 7480 (1997) [[arXiv:astro-ph/9701173](#)].
- R. Bousso and A. D. Linde, "Quantum creation of a universe with  $\Omega \neq 1$ : Singular and non-singular instantons," *Phys. Rev. D* 58, 083503 (1998) [[arXiv:gr-qc/9803068](#)].

- M .Bucher, A .S.G oldhaber and N .Turok, \An open universe from inflation," Phys. Rev.D 52, 3314 (1995) [arX iv:hep-ph/9411206].
- M .Bucher, A .S.G oldhaber and N .Turok, \Omega(0) <1 from inflation," Nucl.Phys. Proc.Suppl. 43, 173 (1995) [arX iv:hep-ph/9501396].
- M .Bucher and N .Turok, \Open inflation with arbitrary false vacuum mass," Phys. Rev.D 52, 5538 (1995) [arX iv:hep-ph/9503393].
- S.G ratton, T.Hertog and N .Turok, \An observational test of quantum cosmology," Phys.Rev.D 62, 063501 (2000) [arX iv:astro-ph/9907212].
- S.G ratton and N .Turok, \Cosmological perturbations from the no boundary Euclidean path integral," Phys.Rev.D 60, 123507 (1999) [arX iv:astro-ph/9902265].
- J.G arriga, X.M ontes, M .Sasaki and T.Tanaka, \Spectrum of cosmological perturbations in the one-bubble open universe," Nucl.Phys. B 551, 317 (1999) [arX iv:astro-ph/9811257].
- T.Hertog and N .Turok, \Gravity waves from instantons," Phys.Rev.D 62, 083514 (2000) [arX iv:astro-ph/9903075].
- [18] A.Vilenkin and S.Winitzki, \Probability distribution for Omega in open-universe inflation," Phys.Rev.D 55, 548 (1997) [arX iv:astro-ph/9605191].
- [19] J.G arriga, T.Tanaka and A.Vilenkin, \The density parameter and the Anthropic Principle," Phys.Rev.D 60, 023501 (1999) [arX iv:astro-ph/9803268].
- [20] N.Kaloper, M.Kleban, A.Lawrence, S.Shenker and L.Susskind, \Initial conditions for inflation," JHEP 0211, 037 (2002) [arX iv:hep-th/0209231].