

# Symmetries of faces models and the double triangle algebra

Roberto Trinchero

Centro Atómico Bariloche e Instituto Balseiro, 8400 Bariloche, Argentina.

trinchero@cab.cnea.gov.ar

The author is supported by CONICET.

## Abstract

Symmetries of trigonometric integrable two dimensional statistical face models are considered. The corresponding symmetry operators on the Hilbert space of states of the quantum version of these models define a weak  $*$ -Hopf algebra isomorphic to the Ocneanu double triangle algebra (DTA).

## 1 Introduction

This paper deals with the correspondence between rational conformal field theories (RCFT) of  $SU(2)$ -type and ADE graphs [24].

The first and most basic relation between these two notions comes from the form of the modular invariant partition function (MIPF) associated to a RCFT of  $SU(2)$ -type. It turns out that the characters appearing in the MIPF are labelled by the Coxeter numbers of ADE graphs [3, 4, 20].

Next there is the Ocneanu algebra of quantum symmetries [18][19] of the theory under consideration. The structure of this algebra can be given in terms of a graph (Ocneanu graph of quantum symmetries (OGQS)). Knowledge of this graph allows, without any further knowledge, to directly write the MIPF in terms of characters. Furthermore other objects with clear physical interpretation can also be constructed from the information contained in this graph [5, 6, 7, 21, 23, 8].

In addition there is the double triangle algebra (DTA) [18]. The DTA is [21, 9] a weak Hopf algebra [2, 16, 13, 14, 15] and the algebra of quantum symmetries (AQS) can be obtained as the algebra describing the tensor category of the DTA representations associated with one of its product structures (the same name sometimes denotes the bialgebra itself). The elements of the DTA algebra are certain endomorphisms of the vector space of paths over the corresponding ADE graph. Thus by means of a purely mathematical construction [9] one can obtain the DTA associated to an ADE graph. Then the OGQS can be obtained as describing the tensor category of representations of the DTA. Finally from the OGQS one obtains the MIPF.

On the other hand there are the face models [1] (FM) related to RCFT [20]. These classical statistical models are defined in terms of ADE graphs and they have second order transition points where the physics can be described by the corresponding RCFT.

In this paper we obtain a relation between the FM and the DTA. Indeed we show that the DTA is the weak Hopf algebra of symmetries of the face model. This algebra will be obtained from the action of its generators on the Hilbert space of states of the face model. These generators being defined as linear hermitian operators that commute with the corner transfer matrix of the face model for any horizontal length. This, in our opinion, gives a clear physical interpretation of the DTA that was lacking. Furthermore it provides a derivation of the assumptions in ref. [9] out of natural physical requirements. In addition some interesting by-products appear as a result of

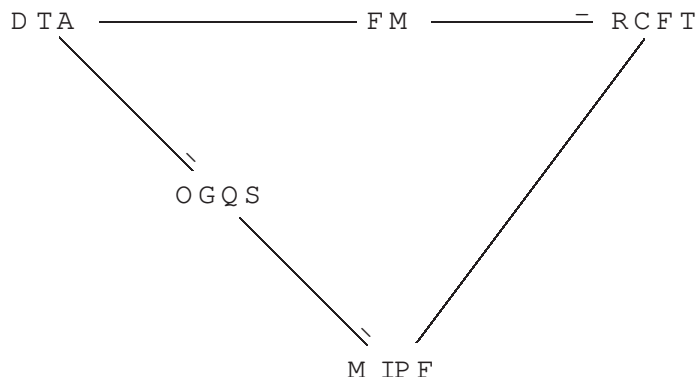


Figure 1: Relationships

this study. Among them, to show that the construction can be carried out without referring to essential paths and that their role is to provide a simple way to know the dimension of the DTA. Another by-product is the extension of the formalism to bioriented tree graphs that are non-ADE. In addition the construction proves to be very useful for the calculation of connections on Ocneanu's cells. This is shown in appendix B for the case of the  $A_n$  graphs.

The relation between all these approaches is schematically described by fig. 1.

The paper is organized as follows. Section II gives a very brief survey of integrable trigonometric face models. Section III defines what we mean by a symmetry transformation of the face models. Section IV describes certain consistency conditions related to the existence of the symmetry operators and studies the solutions to these conditions. Section V describes the relation with Ocneanu cell calculus and Section VI makes contact with the DTA. The main sections are supplemented by two appendices.

## 2 Face models: A brief survey

### 2.1 Variables and partition function [1]

Consider a lattice, such as the one drawn in fig. 2, with  $N + 1 (M)$  horizontal (vertical) border vertices (in fig. 2,  $N = 4$ ;  $M = 3$ ). To each vertex in this lattice we associate a vertex on a bioriented tree graph  $G$  with  $|V|$

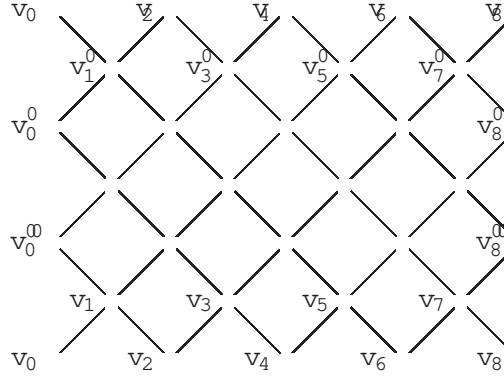
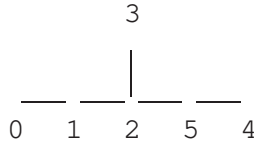


Figure 2: Lattice for the face model.

Figure 3: An example of a graph  $G (= E_6)$ .

vertices<sup>1</sup> (such as the example given in fig. 3). This mapping is made in such a way that to nearest neighbours in the lattice<sup>2</sup> we associate nearest neighbours in the graph<sup>3</sup>. The boundary conditions are chosen to be periodic in the vertical direction and fixed in the horizontal direction (the labelling of sites in fig. 2 is meant to show these boundary conditions). We remark that we are interested not in one precise fixed horizontal boundary condition but in the set of all possible ones. To each elementary square in the lattice (such as the one with vertices  $v_0; v_1; v_2; v_1^0$ ) we associate a real number that depends only on the corresponding mapping of vertices. We denote this number by  $w(v_0; v_1; v_2; v_1^0)$ .

<sup>1</sup>For some basic definitions and results on graph theory related to this work, see Appendix A.

<sup>2</sup>Note that with the definition of a graph given in Appendix A, the lattice itself is a graph.

<sup>3</sup>If one defines a connected path in the lattice or in the graph as a succession of nearest neighbours, then this association corresponds to a continuous mapping from paths in the lattice to paths in the graph.

The partition function corresponding to these models is defined by,

$$Z = \sum_{f \in \mathcal{G}} \prod_{v \in V} w(v) \quad (2.1)$$

where the product is over all elementary squares appearing in the lattice and the summation is over all possible assignments of graphs vertices to the lattice sites compatible with the rule given above.

## 2.2 Corner transfer matrix

We consider a lattice, analog to the one in fig. 2 with  $N + 1$  horizontal border vertices. To each horizontal zig-zag line of length  $2N$ , such as the lower border in fig. 2, we associate a state that we denote by,

$$|j_0 v_1 \dots v_{2N}\rangle \quad (2.2)$$

These states are in 1-1 correspondence with successions of nearest neighbours of length  $2N$ . These successions will be called elementary paths and provide a preferred basis of a complex vector space  $P_{2N}$ <sup>4</sup>. The elements of this vector space being complex linear combinations of elementary paths of length  $2N$ . We define the corner operators  $U_i$  by,

$$\begin{aligned} U_1 |j_0 v_1 \dots v_{2N}\rangle &= \sum_{v_1^0} w(v_0; v_1; v_2; v_1^0) |j_0 v_1^0 \dots v_{2N}\rangle \\ U_2 |j_0 v_1 v_2 \dots v_{2N}\rangle &= \sum_{v_2^0} w(v_1; v_2^0; v_3; v_2) |j_0 v_1 v_2^0 \dots v_{2N}\rangle \\ U_3 |j_0 v_1 v_2 v_3 \dots v_{2N}\rangle &= \sum_{v_3^0} w(v_2; v_3; v_4; v_3^0) |j_0 v_1 v_2 v_3^0 \dots v_{2N}\rangle \\ &\vdots \end{aligned} \quad (2.3)$$

The partition function for a lattice with  $M$  vertical border sites ( $M = 3$  in 2.1) can be written as,

$$Z = \text{Tr} \left( U_1 U_3 \dots U_{2N} U_1 U_2 U_4 \dots U_{2N} \right)^M \quad (2.4)$$

<sup>4</sup>The dimension  $d$  of  $P_N$  can be obtained using the adjacency matrix  $M$  of the graph  $G$  as  $d = \sum_{i,j=1}^N (M^N)_{ij}$

### 2.3 Face Yang-Baxter equation (FYBE), trigonometric solutions of the FYBE and the Temperley-Lieb-Jones algebra (TLJA)

From now on we will consider the case in which the weights depend on one real parameter  $2R$ . The face Yang-Baxter equation (FYBE) in terms of corner operators is given by, [1],

$$U_{i+1}(\lambda)U_i(\lambda + \mu)U_{i+1}(\mu) = U_i(\lambda)U_{i+1}(\lambda + \mu)U_i(\mu) \quad (2.5)$$

A solution of this equation is,

$$U_i(\lambda) = 1 + f(\lambda)e_i \quad (2.6)$$

where<sup>5</sup>,

$$f(\lambda) = \frac{\sin \lambda}{\sin(\lambda + \mu)} \quad ; \quad \mu = 2 \cos \lambda \quad (2.7)$$

and the action of the operators  $e_i$  on the states is given by,

$$e_i |j_0, \dots, j_{i+1}\rangle = \frac{1}{\sin \lambda} \sum_{v_{i+1}}^s \frac{\sin v_{i+1}}{\sin(\lambda + \mu)} |j_0, \dots, j_i, v_{i+1}\rangle \quad (2.8)$$

This last equations define a trigonometric solution of the FYBE.

The  $e_i$  operators generate the TLJA [12] defined by the following relations,

$$\begin{aligned} e_i e_{i+1} e_i &= \frac{1}{2} e_i \quad ; e_i e_j = e_j e_i \\ e_i^2 &= e_i \quad ; e_i^y = e_i \end{aligned} \quad (2.9)$$

related to the Jones projections  $e_i$  are the Ocneanu creation and annihilation operators [18]  $c_i^y$  and  $c_i$  defined by,

$$\begin{aligned} c_i |j_0, \dots, j_{i+1}\rangle &= \frac{1}{\sin \lambda} \sum_{v_{i+1}}^s \frac{\sin v_{i+1}}{\sin(\lambda + \mu)} |j_0, \dots, j_i, v_{i+1}\rangle \\ c_i^y |j_0, \dots, j_{i+1}\rangle &= \sum_{v_{i+1}}^s \frac{\sin v_{i+1}}{\sin(\lambda + \mu)} |j_0, \dots, j_i, v_{i+1}\rangle \end{aligned} \quad (2.10)$$

indeed the projection  $e_i$  is written in terms of the operators  $c_i$  and  $c_i^y$  as,

$$e_i = \frac{1}{2} c_i^y c_i \quad (2.11)$$

From now on we shall refer to the models built up from the solutions (2.7) of the FYBE as trigonometric face models.

<sup>5</sup>See Appendix A Def. 3.18 for the definition of  $\lambda$  and  $\mu$ .

### 3 Symmetries of the trigonometric face models

#### 3.1 Conditions on symmetry generators

We will be looking for symmetry generators in the general sense of linear hermitian operators that commute with the corner transfer matrix of the face model for any horizontal length and any fixed horizontal boundary condition. These linear operators  $T$  will act on the space of states of the system,  $T : P \rightarrow P$ , where we have denoted by  $P$  the separable Hilbert space of paths of finite length on the bioriented tree graph  $G$ .

A basis of  $P$  is given by  $f_i g$ , where  $f_i$  are the elementary paths defined in subsection 2.2. The dual basis  $f^j g$  in  $P$  is defined by  $(f_i, f^j) = \delta_{ij}$ , where  $(\cdot, \cdot)$  denotes the bilinear pairing  $(\cdot, \cdot) : P \times P \rightarrow \mathbb{C}$ . A basis of the endomorphisms  $\text{End}(P)$  of  $P$  is given by  $f_i f^j g$ .

Each elementary path  $f_i$  in  $P$  has an starting vertex  $s(f_i)$  and an ending vertex  $r(f_i)$ . Let us denote by  $P_{i,i}$  the space of paths starting at the vertex  $i$  in  $G$  and ending at vertex  $i$ . Let us call  $\text{End}(P)_{i,i} : P_{i,i} \rightarrow P_{i,i}$ ;  $(f_i, f_i) = (f_i, f_i)$  the subspace of  $\text{End}(P)$  of linear mappings from  $P_{i,i}$  to  $P_{i,i}$ . We have that  $\text{End}(P)$  is the disjoint union of the  $\text{End}(P)_{i,i}$ , i.e.  $\text{End}(P) = \bigcup_i \text{End}(P)_{i,i}$ .

The action of an operator  $T \in \text{End}(P)$  is depicted in fig. 4

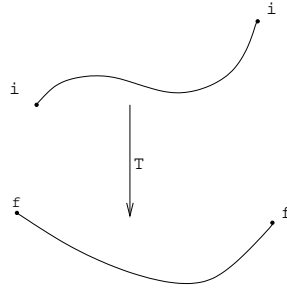


Figure 4: The  $T$  mapping.

For an operator  $T$  to be a symmetry operation certain conditions will be required. Below we give the list of them together with the corresponding physical interpretation. In this respect it is worth remarking that we are interested in the set<sup>6</sup> of trigonometric face models associated to a graph  $G$

<sup>6</sup>We speak of a set because there are many trigonometric face models associated to the

as in subsection 2.1.

1. Length should be preserved. That is the image of a length 1 path should be a linear combination of length 1 paths. This simply states that symmetry operations are endomorphism of the space of states of models with the same horizontal length (that could differ one from the other by the horizontal boundary conditions).
2. Continuity. In the space of paths  $P$  there is a natural product given by concatenation of paths. The concatenation product of two paths is zero if the ending vertex of the first path is not equal to the starting vertex of the second path. If the above holds then the product path is simply the extension of the first path by the second. In symbols take  $\gamma_i = (v_0^i; \dots, v_n^i)$  and  $\gamma_j = (v_0^j; \dots, v_m^j)$  then the concatenation product  $\gamma_i \circ \gamma_j$  of  $\gamma_i$  and  $\gamma_j$  is given by,

$$\gamma_i \circ \gamma_j = v_n^i v_0^j (v_0^i; \dots, v_{n-1}^i; v_0^j; \dots, v_m^j) : \quad (3.1)$$

We require that.

$$T(\gamma_i \circ \gamma_j) = T(\gamma_i) \circ T(\gamma_j) \quad (3.2)$$

this means that the mappings  $T$  are continuous maps in the sense of the third footnote in section 2. From the physical point view it is clear that this must be fulfilled since a disconnected path makes no sense as a physical state.

3. Hermiticity properties. We impose<sup>7</sup>,

$$T^\dagger = T_{\sim\sim} \quad (3.3)$$

4. Preserved involution for the concatenation product. Given an elementary path  $\gamma_i \in P$  we can obtain another path  $\gamma_i \in P$  reversing the sense in which the succession of vertices is followed. This operation followed by complex conjugation is an involution for the algebra of paths with respect to the concatenation product. We require this structure to be preserved by symmetry operations, that is,

$$T(\gamma_i) = (T(\gamma_i))^\dagger \quad (3.4)$$

---

graph  $G$  as in subsection 2.1, differing one from the other by the fixed horizontal boundary conditions and the number of horizontal and vertical border vertices.

<sup>7</sup>To show that this can always be done, suppose,  $T^\dagger = T_{\sim\sim}^0$  then define  $T^{\text{oo}} = T + T^0$  and  $T^{\text{ooo}} = i(T - T^0)$ , both  $T^{\text{oo}}$  and  $T^{\text{ooo}}$  satisfy (3.3).



5. Preserve evolution. This corresponds to commutation of all the  $T$  operators with the transfer matrix for a lattice of arbitrary horizontal length. This is achieved if,

$$[T_i; e_i] = 0 \quad \forall i \quad (3.5)$$

### 3.2 Conditions on the components of the symmetry generators

Being an endomorphism of paths we can decompose an operator  $T$  in the basis  $f_i$  of  $\text{End}(P)$  as,

$$T = \sum_{i,j} \left| \frac{-\bar{r}}{?} \right|_?^i \quad j = \sum_0 \left| \frac{-\bar{r}}{?} \right|_?^0 \quad (3.6)$$

where the last equality is only a shorthand notation, the prime over a elementary path indicating that it is the corresponding element in the dual basis in  $P$ . The symbol,

$$\left| \frac{-\bar{r}}{?} \right|_?^0 \quad (3.7)$$

denotes a coefficient taking values in  $\mathbb{C}$ . This symbol turns out to be useful to show the properties of the  $T$  operators. For example the definition of  $T$  and condition 1. are summarised by saying that the symbol vanishes unless,

$$s(?) = i; r(?) = i; s(?)^0 = f; r(?)^0 = f; \#^0 = \# \quad (3.8)$$

where the notation is that  $\# = n$  denotes the length of path  $?$ . Condition 2. leads to,

$$\left| \frac{-\bar{r}}{?} \right|_?^{\begin{smallmatrix} 1 & ? & 2 \\ 0 & ? & 0 \\ 1 & ? & 2 \end{smallmatrix}} = \left| \frac{-\bar{r}_1}{?} \right|_?^1 \left| \frac{-\bar{r}_2}{?} \right|_?^2 \quad (3.9)$$

where  $n = n_1 + n_2$  and  $?$  is the pair of vertices  $=(r(1); r(\begin{smallmatrix} 0 \\ 1 \end{smallmatrix}))$ . Condition 3. in terms of coefficients is,

$$\left| \frac{-\bar{r}}{?} \right|_?^0 = \sim \left| \frac{-\bar{r}}{?} \right|_?^0 \sim \quad (3.10)$$

where  $\sim$  denotes the pair of vertices  $\sim = (f; i)$ . Condition 4. is,

$$\left| \frac{-\bar{f}}{0} \right|_? = \left| \frac{-\bar{f}}{0} \right|_? \quad (3.11)$$

Next we derive the consequences of condition 5. In order to do so apply (3.5) for  $i = 0$  to a path  $(v_0 v_1 v_2)$ ,

$$\begin{aligned} T_{e_0}((v_0 v_1 v_2)) &= \sum_{v_0 v_2} X_{u_1} \frac{s}{\frac{v_1 u_1}{2}} T_{v_0}((v_0 u_1 v_0)) \\ &= \sum_{v_0 v_2} X_{u_1 v_0^0 u_1^0 v_2^0} \frac{s}{\frac{v_1 u_1}{2}} \left| \frac{-\bar{2}}{0} \right|_? (v_0^0 u_1^0 v_2^0) \quad (3.12) \end{aligned}$$

on the other hand we have,

$$\begin{aligned} e_0 T_{e_0}((v_0 v_1 v_2)) &= \sum_{v_0^0 v_1^0 v_2^0} X_{v_0 v_1 v_2} \left| \frac{-\bar{2}}{0} \right|_? e_0((v_0^0 v_1^0 v_2^0)) \\ &= \sum_{v_0^0 v_2^0} X_{u_1^0 v_0^0 v_1^0 v_2^0} \frac{v}{u} \frac{v_1^0}{2} \left| \frac{-\bar{2}}{0} \right|_? (v_0^0 u_1^0 v_2^0) \quad (3.13) \end{aligned}$$

so (3.5) implies,

$$\sum_{v_0 v_2} X_{u_1} \frac{s}{\frac{v_0 u_1}{2}} \left| \frac{-\bar{2}}{0} \right|_? = \sum_{v_1^0} X_{v_0^0 v_2^0} \frac{s}{\frac{v_0 v_1^0}{2}} \left| \frac{-\bar{2}}{0} \right|_? \quad (3.14)$$

which leads to,

$$\sum_{v_1^0} X_{v_0^0 v_1^0} \frac{s}{\frac{v_0 v_1^0}{2}} \left| \frac{-\bar{2}}{0} \right|_? = \sum_{v_0 v_2} \frac{v_0^0}{v_0} = \sum_{v_0 v_2} \frac{v_0}{v_0} \quad (3.15)$$

where the symbols,

$$\frac{v_0}{v_0} \quad (3.16)$$

are coefficients taking values in  $\mathbb{R}^+$  given by the r.h.s. of (3.15) with  $v_0 = v_2$ .

We remark that one can apply condition (3.5) to longer paths and consider other values of  $i$ . The relations so obtained can always be derived employing (3.15) and (3.9).

## 4 Consistency equations

The next step is to study the solutions to conditions (3.8), (3.9), (3.10), (3.11) and (3.15) of the previous subsection. It turns out that to have a solution certain consistency equations should be fulfilled by the coefficients (3.16).

### 4.1 Derivation

In order to illustrate the methodology and the type of solutions to the conditions of the previous subsections we consider the following simple example.

**Example 4.1.** The case of  $A_3$ . The graph  $G = A_3$  and its corresponding adjacency matrix  $M$  are,

$$\begin{array}{ccc} & 0 & 1 \\ 0 & \text{---} & 1 \\ 1 & \text{---} & 2 \\ 2 & \text{---} & 0 \end{array} ; \quad M = \begin{pmatrix} 0 & 1 & 0 \\ 1 & 0 & 1 \\ 0 & 1 & 0 \end{pmatrix} \quad (4.1)$$

where rows and columns are ordered as 0;1;2 (the values for vertex  $v$  can be 0;1 or 2). The maximum eigenvalue is  $\sqrt{2}$  and the Perron-Frobenius eigenvector is  $(1; \sqrt{2}; 1)$ . Equations (3.15) have a back-and-forth path for the upper horizontal side of the cell involved. Furthermore consider the case in which the r.h.s. of (3.15) is non-vanishing, i.e.  $v_0 = v_2$ . In this case the bottom horizontal side of the cell involved has also a back-and-forth length two horizontal path. Using (3.11), each term in the l.h.s. of (3.15) is the modulus square of a length one cell. For each site  $i$  and arbitrary  $f = v; v_1 = v^0$  nearest neighbours, you get one equation. The resulting three equations for this case are,

$$\begin{aligned} & r \frac{1}{v^0} \frac{v}{0} = \begin{array}{c} 0 \quad 1 \\ \text{---} \quad \text{---} \\ |? \text{---} |? \\ v \quad v^0 \end{array} = \begin{array}{c} 0 \\ |? \\ v \end{array} \\ & r \frac{1}{v^0} \frac{v}{2} = \begin{array}{c} 2 \quad 1 \\ \text{---} \quad \text{---} \\ |? \text{---} |? \\ v \quad v^0 \end{array} = \begin{array}{c} 2 \\ |? \\ v \end{array} \\ & r \frac{0}{1} \frac{v^0}{v} + r \frac{2}{v} \frac{v^0}{1} = \begin{array}{c} 1 \quad 2 \\ \text{---} \quad \text{---} \\ |? \text{---} |? \\ v^0 \quad v \end{array} = \begin{array}{c} 1 \\ |? \\ v^0 \end{array} \quad (4.2) \end{aligned}$$

where  $vv^0$  is a pair of nearest neighbours vertices in  $G$ . The reflection properties (3.11) imply,

$$\begin{array}{c} 0 \quad 1 \quad 2 \\ \text{---} \text{---} \text{---} \\ | \text{---} | \\ \text{v} \quad \text{v}^0 \end{array} = \begin{array}{c} 1 \quad 0 \quad 2 \\ \text{---} \text{---} \text{---} \\ | \text{---} | \\ \text{v}^0 \quad \text{v} \end{array} ; \quad \begin{array}{c} 2 \quad 1 \quad 2 \\ \text{---} \text{---} \text{---} \\ | \text{---} | \\ \text{v} \quad \text{v}^0 \end{array} = \begin{array}{c} 1 \quad 2 \quad 2 \\ \text{---} \text{---} \text{---} \\ | \text{---} | \\ \text{v}^0 \quad \text{v} \end{array} \quad (4.3)$$

using these last equations, one can replace the first two equations into the third equation in (4.2) thus getting a consistency equation written purely in terms the coefficients (3.16),

$$\frac{2}{\text{v}} \int_2 + \frac{1}{\text{v}^0} \int_2 + \frac{0}{\text{v}} \int_2 = 0 \quad (4.4)$$

It is nice to find out that the consistency equation as in (4.4) can be generalised for any bioriented tree graph. This result is given by the following theorem.

**Theorem 4.2.** Given a bioriented tree graph with  $|V|$  vertices and any pair  $vv^0$  of nearest neighbours in  $G$ , the general form of the consistency equations, as (4.4) for  $A_3$ , is given by,

$$\sum_{i=0}^{|V|-1} (-1)^{x_i} \frac{1}{\text{v}(x_i)} \int_2 = 0 \quad (4.5)$$

where  $x_i$  is one of the two possible colours<sup>8</sup> 1 or 0, of the vertex  $i = 0; \dots; |V|-1$  and,

$$\text{v}(x_i) = \begin{cases} \text{v} & \text{if } x_i = 0 \\ \text{v}^0 & \text{if } x_i = 1 \end{cases} \quad (4.6)$$

**Proof.** We use induction in the number of edges  $|A|$  in the graph. For  $|A|=1$ , the first value for which the condition makes sense, there is only one possible graph namely  $A_2$ , given by,

$$\begin{array}{c} 0 \quad 1 \\ \text{---} \end{array} \quad (4.7)$$

The consistency conditions (4.5) are derived, as in the example of  $A_3$ , out of the equations obtained from (3.15) with  $\text{f} = \text{f}$  for the graph in consideration. For the case of  $|A|=1$  (i.e., the case of the graph  $A_2$ ) it is simple to check that they have the form (3.15) with  $|V|=2$  and  $\text{v}_0 = \text{v}_1 = 1$ .

---

<sup>8</sup>For the notion of colourability and related results we refer the reader to appendix A

Now consider the case of a graph  $G$  with  $\mathfrak{A}$  jedges. According to proposition (6.20) in appendix A, there exists a family of subgraphs  $G_a$  each one with  $a$  edges;  $a = 1; \dots; \mathfrak{A}$  such that  $\mathfrak{A} \in \mathfrak{A}_2) \quad G_2 \quad G_3 \quad \dots \quad \mathfrak{A} G (= G)$ . Now suppose (4.5) is valid for the graph  $G_{\mathfrak{A}j1}$ . This equation is derived as (4.4) from (4.2) in the example of  $A_3$ . For given  $v$  and  $v^0$ , you have an equation for each vertex of the graph  $G_{\mathfrak{A}j1}$ , that involve the  $i$  values of the corresponding  $G_{\mathfrak{A}j1}$  graph. The derivation of the consistency condition for the  $G_{\mathfrak{A}j}$  graph will follow the same steps as the one for the  $G_{\mathfrak{A}j1}$  graph except for the following different features,

- (i) The  $i$  values are the ones corresponding to the graph  $G_{\mathfrak{A}j}$ .
- (ii) The equations (3.15) with  $f = f$  that correspond to the vertex, call it  $v_{\mathfrak{A}j1}$ , where the additional edge of  $G_{\mathfrak{A}j}$  is inserted in  $G_{\mathfrak{A}j1}$ , has an additional term. Denoting by  $v_{\mathfrak{A}j}$  the additional border vertex that  $G_{\mathfrak{A}j}$  has with respect to  $G_{\mathfrak{A}j1}$  the modified equation will be,

$$\sum_{w \neq v_{\mathfrak{A}j1}} s \frac{v_{\mathfrak{A}j1}}{w \quad v} \frac{w^2}{v_{\mathfrak{A}j1} \quad v^0} \left| \begin{array}{c} \text{---} \text{---} \\ \text{?} \quad \text{---} \quad \text{?} \\ \text{v} \quad \quad \text{v}^0 \end{array} \right| + \frac{v_{\mathfrak{A}j} \quad v}{v_{\mathfrak{A}j1} \quad v^0} \left| \begin{array}{c} \text{---} \text{---} \\ \text{?} \quad \text{---} \quad \text{?} \\ \text{v} \quad \quad \text{v}^0 \end{array} \right| = \frac{v_{\mathfrak{A}j1}}{\text{?}} \quad \text{v} \quad \text{v}^0 \quad (4.8)$$

where the additional term is the last one in the l.h.s. of (4.8).

- (iii) There will appear an additional equation corresponding to the border vertex  $v_{\mathfrak{A}j}$  in  $G_{\mathfrak{A}j}$  that does not belong to  $G_{\mathfrak{A}j1}$ . This equation is,

$$s \frac{v_{\mathfrak{A}j1}}{v_{\mathfrak{A}j1} \quad v^0} \frac{v_{\mathfrak{A}j1}^2}{\text{---} \text{---}} \left| \begin{array}{c} \text{---} \text{---} \\ \text{?} \quad \text{---} \quad \text{?} \\ \text{v}^0 \quad \quad \text{v} \end{array} \right| = \frac{v_{\mathfrak{A}j}}{\text{?}} \quad \text{v}^0 \quad (4.9)$$

replacing (4.9) in (4.8), one gets,

$$\sum_{w \neq v_{\mathfrak{A}j1}} s \frac{v_{\mathfrak{A}j1}}{w \quad v} \frac{w^2}{v_{\mathfrak{A}j1} \quad v^0} \left| \begin{array}{c} \text{---} \text{---} \\ \text{?} \quad \text{---} \quad \text{?} \\ \text{v} \quad \quad \text{v}^0 \end{array} \right| = \frac{v_{\mathfrak{A}j1}}{\text{?}} \quad \text{v} \quad \text{v}^0 + \frac{v_{\mathfrak{A}j} \quad v}{v_{\mathfrak{A}j1} \quad v^0} \left| \begin{array}{c} \text{---} \text{---} \\ \text{?} \quad \text{---} \quad \text{?} \\ \text{v} \quad \quad \text{v}^0 \end{array} \right| \quad (4.10)$$

that is the same as the equation for vertex  $v_{\mathfrak{A}j1}$  of  $G_{\mathfrak{A}j1}$  with the difference that the  $i$ 's are the ones of  $G_{\mathfrak{A}j}$  and the following replacement should be done,

$$\frac{v_{\mathfrak{A}j1}}{\text{?}} \quad \text{v} \quad \text{v}^0 \quad \rightarrow \quad \frac{v_{\mathfrak{A}j1}}{\text{?}} \quad \text{v} \quad \text{v}^0 + \frac{v_{\mathfrak{A}j} \quad v}{v_{\mathfrak{A}j1} \quad v^0} \left| \begin{array}{c} \text{---} \text{---} \\ \text{?} \quad \text{---} \quad \text{?} \\ \text{v} \quad \quad \text{v}^0 \end{array} \right| \quad (4.11)$$

So that what you will finally obtain as consistency condition will be the same as for  $G_{\mathfrak{A}j1}$  but with the changes mentioned above. This leads exactly to (4.5) for  $G_{\mathfrak{A}j}$ .  $\square$

## 4.2 Structure of the solutions of the consistency conditions

A solution  $\mathbf{!}$  of the consistency conditions (4.5) is a set of numbers  $! \in \mathbb{R}^+$  for the variables (3.16) for which (4.5) holds. Since (4.5) is a set of linear homogeneous equations for real and positive unknowns then any linear combination of solutions with coefficients in  $\mathbb{R}^+$  is also a solution. This situation leads to the notion of purification of solutions.

**Definition 4.3.** Purification of solutions. A solution  $\mathbf{!}$  to (4.5) can be purified if there exists non-trivial linearly independent in  $\mathbb{R}^+$  solutions  $\mathbf{!}^1$  and  $\mathbf{!}^2$  and non-vanishing numbers  $a_1, a_2 \in \mathbb{R}^+$  such that  $\mathbf{!} = a_1 \mathbf{!}^1 + a_2 \mathbf{!}^2$ .

Next normalised pure solutions are defined.

**Definition 4.4.** Normalised pure solutions. A solution  $\mathbf{!}$  is pure and normalised if it can not be purified and the  $a_i$  are either 0 or 1.

The different normalised pure solutions to the consistency equations (4.5) will be labelled by an index  $x$ , the corresponding coefficients as in (3.7) will have a label  $x$  and the operators obtained from them as in (3.6) will be denoted by  $T^x$ .

**Proposition 4.5.** Given a solution  $x$  to the consistency conditions (4.5) the non-zero variables (3.16) are in 1-1 correspondence with the indices  $i$  for which  $T^x$  is non-vanishing for that solution and for some  $e$ .

**Proof.** Consider (3.15) for the case  $v_0 = v_2$ . Using eq.(3.11) it is clear that in this case the l.h.s. of (3.15) is a finite sum of moduli square. So if the variable of the form (3.16) corresponding to the index  $i$  is non-vanishing then there is at least one index  $e$  for which  $T^x$  is non-vanishing  $\square$

Next we note that eqs.(3.15) do not directly determine the connections for cells with zero length horizontal paths (i.e. vertices of  $G$ ). These zero length horizontal connections (ZLHC), are labelled by a pair of vertices (the upper horizontal path of length zero and the lower one) and the index  $x$  of the solution to which they correspond, they will be denoted by the following symbol,

$$\begin{matrix} w_i \\ w \\ x^w \end{matrix} \quad (4.12)$$

$f$

Recalling that the concatenation product of a zero length path with itself is equal to itself, then (3.9) implies that these coefficients can only take the values 0 or 1. Furthermore since due to (3.9),

$$\left| \frac{-\bar{r}}{x_0} \right| = \left| \frac{\overset{i?}{-n}}{x_0} \right| = x_f^{\overset{wi}{w}} \left| \frac{-\bar{r}}{x_0} \right| \quad (4.13)$$

then these connections can not vanish if there exist a  $f$  for which  $T$  does not vanish for the solution in consideration. But due to proposition 4.5 this correspond to the indices  $f$  for which the variables of the form (3.16) do not vanish. Hence the ZLHC should be proportional with positive real coefficients to the variables of the form (3.16). In particular for pure solutions of the consistency equations for the variables (3.16) the corresponding ZLHC will be the pure and normalised solutions<sup>9</sup>.

In the present case one can consider a Gelfand-Naimark-Segal (GNS) construction (see for example [11]). This construction is such that given a  $C^*$ -algebra  $A$  and a positive semidefinite linear form  $\phi : A \rightarrow \mathbb{C}$ , then you can construct a Hilbert space  $H$  and a representation of  $A$  on  $H$ . Furthermore if the linear forms are pure and normalised then the corresponding representation is irreducible. In the present case the elements of the corresponding  $C^*$ -algebra  $A$  are linear combinations of the  $T^x$  operators. The pure states are given by the pure solutions of the consistency equations described above. This is done defining for each pure solution  $x$  a positive definite normalised linear form  $\phi^x : A \rightarrow \mathbb{C}$  given by,

$$\phi^x(T^y) = x_y \quad (4.16)$$

To complete the ingredients for the GNS construction, it remains to define a product in  $A$ , this will be considered in section 6.

---

<sup>9</sup>It is worth noting that the replacement of condition (3.5) by,

$$c_i T = T c_i \quad \forall i \in \mathbb{N} \quad (4.14)$$

leads to an equation identical to (3.15) but with the symbols,

$$\begin{array}{c} v_0 \\ | \\ v_0 \end{array} \quad (4.15)$$

in the r.h.s. replaced by the normalised pure solutions of definition 4.4) or, what is the same, by the ZLHC mentioned above. So that at the level of the solutions to the consistency conditions (4.5) the space of solutions is the same starting from condition (3.5) or from (4.14). This is so since the linear span with coefficients in  $\mathbb{R}^+$  in both cases is the same.

### 4.3 Solutions to the consistency conditions

In this subsection we analyse solutions of the consistency conditions (4.5). We have the following results,

**Proposition 4.6.** For any connected finite bioriented tree graph there is a solution of (4.5) given by,

$$\frac{w_i}{w_j} = \frac{v_1 v_2}{v_2} \quad (4.17)$$

**Proof.** Replacing (4.17) in (4.5) only two terms survive. With the notation of (4.5) they are the ones where  $i = v$  and  $i = v^0$ . These terms have the same modulus and opposite signs.  $\square$

**Proposition 4.7.** For any connected finite bioriented tree graph there is a solution of (4.5) given by,

$$\frac{w_i}{w_j} = \begin{cases} 1 & \text{if } v_1 v_2 \text{ are nearest neighbours} \\ 0 & \text{otherwise} \end{cases} : \quad (4.18)$$

**Proof.** Replacing (4.18) in (4.5) leads to,

$$\sum_{v_1 n n v} \frac{v_i}{v} + \sum_{v_1^0 n n v^0} \frac{v_i^0}{v^0} = 0 \quad (4.19)$$

Next associate to  $V$  a complex inner product vector space where the elements of  $V$  are a orthonormal basis. Define the adjacency operator by,

$$M |j\rangle = M_{v^0 v} |j^0\rangle \quad (4.20)$$

where  $M_{v^0 v}$  is as before the  $v^0 v$  matrix element of the adjacency matrix. Note that the operator  $M$  is hermitian since  $M_{v^0 v}$  are the matrix elements of a symmetric matrix. Then we can write (4.19) as,

$$\frac{1}{v} \langle \mathbb{M} |v\rangle + \frac{1}{v^0} \langle \mathbb{M} |v^0\rangle = 0 \quad (4.21)$$

where  $\mathbb{M}$  is the Perron-Frobenius eigenvector. Now since  $M$  is hermitian and  $M |j\rangle = \lambda |j\rangle$  by definition of the Perron-Frobenius eigenvector we get,

$$\frac{1}{v} \langle \mathbb{M} |v\rangle + \frac{1}{v^0} \langle \mathbb{M} |v^0\rangle = \frac{1}{v} \langle |j\rangle + \frac{1}{v^0} \langle |j^0\rangle = 0 \quad (4.22)$$

$\square$



Now we consider eqs. (4.5) for the ZLHC<sup>10</sup>. We remark that since the ZLHC can only take the values 0 or 1 then, although the eqs. (4.5) are linear in the ZLHC, a linear superposition of solutions is not a solution. This is exemplified below for the case of  $A_3$ .

Example 4.8.  $A_3$ . There are four possible values for the nearest neighbours  $v; v^0$  that appear in eqs. (4.4), so that one has 4 eqs. for 9 ZLHC. In spite of this there are only 3 solutions given by,

$$\begin{array}{rcl}
 0 & \begin{array}{c} \frac{0}{w} = \frac{2}{w} = \frac{1}{w} = 1 \\ 0 \quad 2 \quad 1 \\ \frac{1}{w} = \frac{2}{w} = \frac{1}{w} = 1 \\ 0 \quad 1 \quad 2 \\ \frac{2}{w} = \frac{0}{w} = \frac{1}{w} = 1 \\ 0 \quad 2 \quad 1 \end{array} & \begin{array}{l} \text{the rest zero:} \\ \\ \text{the rest zero:} \\ \\ \text{the rest zero:} \end{array} \\
 1 & \begin{array}{c} 0 \\ \frac{1}{w} = \frac{2}{w} = \frac{1}{w} = 1 \\ 0 \quad 1 \quad 2 \\ \frac{2}{w} = \frac{0}{w} = \frac{1}{w} = 1 \\ 0 \quad 2 \quad 1 \end{array} & \begin{array}{l} \text{the rest zero:} \\ \\ \text{the rest zero:} \\ \\ \text{the rest zero:} \end{array} \\
 2 & \begin{array}{c} \frac{0}{w} = \frac{2}{w} = \frac{1}{w} = 1 \\ 0 \quad 2 \quad 1 \\ \frac{1}{w} = \frac{2}{w} = \frac{1}{w} = 1 \\ 0 \quad 1 \quad 2 \\ \frac{2}{w} = \frac{0}{w} = \frac{1}{w} = 1 \\ 0 \quad 2 \quad 1 \end{array} & \begin{array}{l} \text{the rest zero:} \\ \\ \text{the rest zero:} \\ \\ \text{the rest zero:} \end{array}
 \end{array} \quad (4.23)$$

Note that the first and second solutions in (4.23) are the ones of propositions 4.6 and 4.7 for this particular case.

Making a redefinition of connections (that will be given below) it is possible to show that for the solutions of the form (4.18) eqs. (3.15), (3.10) and (3.11) reduce to the unitarity and reflection conditions of ref. [9]. Thus those solutions corresponds to the fundamental irreps dealt with in that reference. That solutions are given explicitly for length 1 horizontal paths in appendix A of ref. [9] for the ADE graphs. In this respect it is useful to note that eqs. (3.15) give information not only on the modulus of the connections (information that is written explicitly for  $A_3$  in example 4.1) but also on the phases. This information is given by equations (3.15) when the r.h.s. vanishes and, although not proved here, this information is enough to completely determine the connections for the ADE graphs (see appendix A of ref. [9]).

It is also possible to build other symmetry operators satisfying the requirements of section 3 by composing solutions of the consistency conditions (4.5). However these new solutions are not of the type we have considered in sections 3 and 4. They are not labelled by pair of vertices in  $G$  but by more than two vertices in  $G$ . These solutions are dealt with in the following proposition,

<sup>10</sup> Recall that, as already mentioned in the footnote after eq. (4.12), the linear span with coefficients in  $\mathbb{R}^+$  for the variables of the form (3.16) and the ZLHC are the same.



it is very simple to verify that the equations (3.15), (3.11) and (3.12) of this paper correspond to the unitarity and reflection conditions for Ocneanu elementary connections [17][22][10] as written in eqs. (2.9) and (2.10) of ref. [9]. Moreover (3.9) remain the same in terms of the Oc connections and is the same as (2.11) of ref. [9], in addition eq. (2.7) of ref. [9] is the solution we dealt with in proposition 4.6. Finally the expression for the connection appearing in the l.h.s. of (4.25) is the one associated to the tensor product representation that would follow from relation (2.12) of ref. [9] when written in terms of connections. These results are summarised in the following proposition,

**Proposition 5.1.** The connections Oc defined by (5.1) and corresponding to the solutions of the consistency conditions given in proposition 4.7 satisfy conditions (2.7), (2.9), (2.10) and (2.11) of reference [9]. In addition condition (2.12) of that reference, that defines the tensor product representation, when written in terms of connections coincides with eq.(4.25). Thus the solutions in (5.1) are identified with the so called fundamental connections of ref. [9].

## 6 The relation with the double triangle weak Hopf algebra

### 6.1 The construction in $\text{End}(\mathcal{P})$

In order to make contact with the weak Hopf algebra of ref.[9] we consider the dual space  $\text{End}(\mathcal{P})^*$  of linear forms on  $\text{End}(\mathcal{P})$ . A basis of  $\text{End}(\mathcal{P})^*$  is given by the elementary paths, i.e.  $f_{i \rightarrow j} g_{j \rightarrow i} \in \mathcal{P}^*$ ;  $i, j \in \mathcal{P}$ . The dual basis  $f_{i \rightarrow j}^*$  in  $\text{End}(\mathcal{P})^*$  is defined by,

$$(f_{k \rightarrow l}^*; i \rightarrow j) = \delta_{k \rightarrow l}^{i \rightarrow j} \quad (6.1)$$

where  $(;): \text{End}(\mathcal{P})^* \times \text{End}(\mathcal{P}) \rightarrow \mathbb{C}$  is the bilinear pairing between both.

The symmetry operators satisfying conditions 1.-5. of section (3) span a finite dimensional subspace  $A = \bigoplus_x A_x$  of the space  $\text{End}(\mathcal{P})$  of endomorphisms of Paths on  $G$ . The subspaces  $A_x$  being the one spanned by the solution  $x$  to the CC.

A basis of the subspaces  $A_x$  is given by the  $fT^x g$ , the dual basis  $fE_x g$  in  $(A_x)^*$  is defined by,

$$(T^x; E_x) = 1 \quad (6.2)$$

The elements  $T^x$  of  $\text{End}(P)$  can be expressed in the  $f_i^j$  basis as,

$$T^x = \sum_{ij} (T^x; i^j) f_i^j \quad (6.3)$$

which can be compared with (3.6). Also in  $\text{End}(P)$  we have,

$$E_x = \sum_{ij} (i^j; E_x) f_i^j \quad (6.4)$$

compatibility with (6.2) implies,

$$\sum_{ij} (T^x; i^j) (i^j; E_x) = \quad (6.5)$$

A product in  $A_x$  directly related to the concatenation product  $\circ$  in  $\text{End}(P)$  will be defined. This is done as follows,

$$E_x \circ E_x = P_x (E_x \circ E_x) \quad (6.6)$$

where the projector  $P_x : \text{End}(P) \rightarrow A_x$  is given by,

$$P_x = \sum E_x T^x; P_x^2 = P_x \quad (6.7)$$

thus we have,

$$\begin{aligned} E_x \circ E_x &= P_x (E_x \circ E_x) \\ &= P_x \sum_{ijkl} (i^j; E_x) (k^l; E_x) (i^j \circ k^l) \\ &= \sum_{ijkl} E_x \sum_{X} (T^x; (i^j \circ k^l)) (i^j; E_x) (k^l; E_x) \\ &= \sum_{ijkl} E_x \sum_{X} (T^x; i^j) (i^j; E_x) (T^x; k^l) (k^l; E_x) \\ &= \sum_{ijkl} E_x (T^x; E_x) (T^x; E_x) \\ &= \sum E_x \quad = E_x \end{aligned} \quad (6.8)$$

where we have used (6.4) in writing the second equality, (6.7) for the third equality, (3.9) in the fourth, (6.5) in the fifth and (6.2) in the sixth. The above multiplication is matrix multiplication for the matrix units  $E_x$ 's.

So this product completes the data required for a GNS construction. The positive definite normalised linear form  $\phi_x : A_x \rightarrow \mathbb{C}$  associated to the solution  $x$  is given by the dual of the one defined in (4.14) i.e.,

$$\phi_x(E_y) = x_y \quad (6.9)$$

The algebra is generated by the  $E_x$  with the product (6.8). The scalar product is given by the GNS definition,

$$\langle E_x | E_x \rangle = \tau_x(E_x | E_x) = \tau^x(E_x | E_x) = \tau_x(E_x) = \quad (6.10)$$

Since the corresponding representation of  $A_x$  is build up from the pure state  $\tau^x$  then due to theorem 2.2.17 of [11] it is irreducible. This can be repeated for all the pure solutions of the consistency conditions. The direct sum of the representation spaces for each irreducible representation gives a total Hilbert space. From results related to the GNS construction we have the product law between objects in different irreps,

$$E_x | E_y = \tau_{xy} | E_x \quad (6.11)$$

and the corresponding scalar product,

$$\langle E_x | E_y \rangle = \tau_{xy} \quad (6.12)$$

Dual to the composition product in  $\text{End}(\mathcal{P})$  there exists a coproduct in  $\text{End}(\mathcal{P})$ . This coproduct in the basis of elementary paths is defined by,

$$((i \rightarrow j) \rightarrow (k \rightarrow l); m \rightarrow n) = ((i \rightarrow j) \rightarrow (k \rightarrow l); (m \rightarrow n)) \quad (6.13)$$

from which one obtains,

$$(m \rightarrow n) = \sum_p (m \rightarrow p) \rightarrow (p \rightarrow n) \quad (6.14)$$

Comparison eqs.(6.4), (6.5), (6.10), (6.11) and (6.14) with (3.14), (3.15), (3.1), (3.5) and (4.3) of ref. [9] lead to the following theorem.

**Theorem 6.1.** The algebra  $A$  is a weak Hopf algebra isomorphic to the one of ref. [9].

## 6.2 The role of essential paths

The subspace of essential paths  $E$  of the space of paths  $\mathcal{P}$  on the graph  $G$  is defined as follows.

**Definition 6.2.** Essential subspace. It is formed by the linear span of paths such that,

$$e_i = 0 \quad ; \delta i \quad (6.15)$$

Next the vector space of length preserving endomorphisms of essential paths  $\text{End}^{\text{gr}}(E)$  is considered. Recall that  $A$  is the linear span of the operators  $T$  and denote by  $A_E$  its restriction of to  $\text{End}(E)$ . The following result is important.

**Proposition 6.3.**  $\text{End}^{\text{gr}}(E)$  and  $A$  are isomorphic as vector spaces.

**Proof.** From proposition 3.3 of ref. [9] there is a 1-1 correspondence between  $A_E$  and  $A$ . From eq. (3.5) it is clear that  $A_E \subseteq \text{End}^{\text{gr}}(E)$ . Next we show that all elements in  $\text{End}^{\text{gr}}(E)$  satisfy conditions 1.-5. of section 3.

Condition 1. holds for any element in  $\text{End}^{\text{gr}}(E)$  by definition.

Condition 2. follows from the following argument. Take paths  $i; m; n \in E$  such that  $i = m \cdot n$  (thus  $\# i = \# m + \# n$ ) and paths  $j; p; q \in E$  such that  $j = p \cdot q$  (thus  $\# j = \# p + \# q$ ) and  $\# j = \# i; \# m = \# p; \# n = \# q$ ; then,

$$j \cdot i = p \cdot m \cdot n \quad (6.16)$$

Condition 3. is the assertion that the corresponding set of operators is selfadjoint, this follows from ,

$$(i \cdot j)^{\vee} = j \cdot i \quad i; j \in E \quad (6.17)$$

In order to show that condition 4. holds in  $\text{End}^{\text{gr}}(E)$  first note that  $E$  is closed under the involution involved in eq. (3.4). Furthermore  $\text{End}^{\text{gr}}(E)$  is closed under  $\cdot : \text{End}^{\text{gr}}(E) \rightarrow \text{End}^{\text{gr}}(E)$ . Next note that,

$$k \cdot i = (k \cdot i) \cdot 1 \quad (6.18)$$

eq. (6.18) is (3.4).

The validity of condition 5. follows from ,

$$e_i(k \cdot i) = (k \cdot i)e_i \quad ; \forall i \quad (6.19)$$

with  $k \cdot i \in \text{End}^{\text{gr}}(E)$  and  $i \in P$ . Consider the l.h.s. of (6.19). There are two possibilities either  $i \in E$  or not. If  $i \in E$  then its image by  $k \cdot i$  would be in  $E$  and the application of  $e_i$  will make the l.h.s. vanish. On the contrary if  $i \notin E$  the l.h.s. would also vanish because  $k \cdot i \in \text{End}^{\text{gr}}(E)$ . Now for the r.h.s., if  $i$  is essential then it vanishes. If  $i \notin E$  then  $P = \emptyset \subset E$  because  $e_i(P) = e_i^2(i) = e_i(i) = P$ , thus the image of  $P$  by  $k \cdot i \in \text{End}^{\text{gr}}(E)$  vanishes.  $\square$

## Acknowledgements

I would like to thank E. Andres and S. Grillo for important suggestions related to this work. I am also indebted to R. Coquereaux and O. Ogievetsky for many enlightening talks on the subject and for constructive critical readings of preliminary versions of the manuscript.

## Appendix A. Prerequisites on graph theory.

**Definition 6.4** (Finite (Oriented) Graph). A finite (oriented) graph  $G$  is a triple  $G = (V; A; ')$  where,  $V$  and  $A$  are finite sets (whose elements are respectively called vertices and edges) and  $' : A \rightarrow V \times V$  is a map that assigns to each edge in  $A$  a (ordered) pair of vertices in  $V$ .

Note that to every oriented graph  $G$  it is possible to associate an unoriented one  $G_u = (V; A; ' _u)$  obtained from  $G$  by disregarding the ordering of pairs in the image of  $'$ .

**Definition 6.5** (Grade of a vertex). The grade of a vertex in a graph  $G$  is the number of edges in the associated unoriented graph  $G_u$  that contain this vertex in their image by  $' _u$ .

**Definition 6.6** (Border vertex). A border vertex  $v \in V$  of a graph  $G = (V; A; ')$  is a vertex of grade one.

We will be dealing with bioriented graphs.

**Definition 6.7** (Bioriented graph). A graph  $G = (V; A; ')$  is bioriented if  $'(a) = v_1 \rightarrow v_2; a \in A$  implies that there exists a edge  $a$  such that  $'(a) = v_2 \rightarrow v_1$ .

**Definition 6.8** (Nearest neighbours). A pair of vertices in a finite graph  $G = (V; A; ')$  are said to be nearest neighbours if they are the image by  $'$  of some edge in  $A$ .

**Definition 6.9** (Subgraph). A graph  $G^0 = (V^0; A^0; ' ^0)$  is said to be a subgraph of a graph  $G = (V; A; ')$  if,

$$(i) \ V^0 \subset V$$

$$(ii) \ A^0 \subset A$$

(iii)  $'^0$  is the restriction of  $'$  to  $A^0$

**Definition 6.10 (Path).** A path of length  $n$  in a graph  $G = (V; A; ')$  is an alternated succession of vertices and edges  $(v_0; a_0; v_1; a_1; \dots; a_n; v_n)$   $v_i \in V; a_i \in A$  such that the vertex appearing before and after any edge are the image of that edge by  $'$ .

**Definition 6.11 (Connected graph).** It is graph such that for every pair of vertices  $v; v^0$  there exists a path  $= (v_0; a_0; v_1; a_1; \dots; a_n; v_n)$  with  $v_0 = v$  and  $v_n = v^0$  for some  $n$ .

**Definition 6.12 (Cycle).** It is a path  $(v_0; a_0; v_1; a_1; \dots; a_n; v_n)$  such that  $v_0 = v_n$  and all the vertices  $(v_0; v_1; \dots; v_n)$  are different and  $a_{n-1} \notin a_0$ .

**Definition 6.13 (Tree graph).** It is a graph without cycles.

Note that for a bioriented tree graph a pair of nearest neighbour vertices defines an edge uniquely. Thus a path in a bioriented tree graph can be determined by giving only a succession of nearest neighbours.

**Definition 6.14 (n-colourability).** A graph  $G$  is  $n$ -colourable if  $n$  is the minimum number of colours required to color the vertices of  $G$  in such a way that no nearest neighbours have the same color.

Now we enunciate three propositions without proof.

**Proposition 6.15.** Any connected bioriented tree graph (CTG) has at least two border vertices.

**Proposition 6.16.** Any connected subgraph of a CTG is a CTG.

**Proposition 6.17.** Any tree graph is 2-colourable.

**Definition 6.18 (Adjacency matrix).** One can characterise a bioriented tree graph  $G$  by its adjacency matrix  $M$ . This matrix has size  $|V| \times |V|$ . Its  $(v_1; v_2)$  matrix element is 1 if vertex  $v_1$  is connected to vertex  $v_2$ , otherwise it vanishes.

**Definition 6.19 (Perron-Frobenius eigenvector).** The normalised (set a smallest component to be equal to 1) eigenvector with maximum eigenvalue of the adjacency matrix  $M$  is called the Perron-Frobenius eigenvector and its components will be denoted by  $v_i; i = 0; \dots; |V| - 1$ .

The following result is employed in the proof of theorem (4.2)



Proposition 6.20. For every finite bioriented tree graph  $G$  with  $\mathfrak{A}$  edges there exists a family of subgraphs  $G_a$ ;  $a = 1, \dots, \mathfrak{A}$  and  $G = G$  such that  $G_a$  has  $a$  edges and,  $G_1 \cup G_2 \cup G_3 \cup \dots \cup G_{\mathfrak{A}} = G$ .

Proof. Due to prop. (6.15)  $G$  has at least two endpoints. Consider a subgraph  $G_{\mathfrak{A}-1}$  obtained from  $G$  by eliminating one of its endpoints and the corresponding edge. Due to def. (6.9)  $G_{\mathfrak{A}-1}$  will be a subgraph of  $G$ . Furthermore due to prop. (6.16) this is also a bioriented tree graph. Repeat this procedure with  $G_{\mathfrak{A}-1}$  to obtain  $G_{\mathfrak{A}-2}$  and so on. Since  $G$  is finite this procedure will end up giving the required family of subgraphs.  $\square$

## Appendix B .The value of connections for $A_n$ graphs.

The aim of this appendix is to provide the value of connections for the  $A_n$  graphs for any of the irreps of the corresponding DTA 's. To do so we first study the solutions to the consistency conditions, then we give a general formula for the modulus of connections with length one horizontal paths for each of the above mentioned solutions and finally we give a choice of phases for these connections. These results will be presented in three propositions. Outlines for their proof are provided.

The consistency equations for the graphs  $A_n$  for  $n$  odd, are,

$$\frac{n-1}{v} \begin{array}{c} n-1 \\ \downarrow \\ v^0 \end{array} + \frac{n-2}{v^0} \begin{array}{c} n-2 \\ \downarrow \\ v^0 \end{array} - \frac{2}{v} \begin{array}{c} 2 \\ \downarrow \\ v^0 \end{array} + \frac{1}{v^0} \begin{array}{c} 1 \\ \downarrow \\ v^0 \end{array} - \frac{0}{v} \begin{array}{c} 0 \\ \downarrow \\ v^0 \end{array} = 0 \quad (6.20)$$

For  $n$  even,

$$\frac{n-1}{v} \begin{array}{c} n-1 \\ \downarrow \\ v^0 \end{array} + \frac{n-2}{v^0} \begin{array}{c} n-2 \\ \downarrow \\ v^0 \end{array} - \frac{2}{v^0} \begin{array}{c} 2 \\ \downarrow \\ v^0 \end{array} + \frac{1}{v} \begin{array}{c} 1 \\ \downarrow \\ v^0 \end{array} - \frac{0}{v^0} \begin{array}{c} 0 \\ \downarrow \\ v^0 \end{array} = 0 \quad (6.21)$$

where  $v; v^0$  can be any pair of nearest neighbours vertices in  $A_n$ .

The components  $j$  of the Perron-Frobenius eigenvector for  $A_n$  are given by,

$$j = [j+1]_q = \frac{q^{j+1} - q^{j-1}}{q - q^{-1}} = \frac{\sin \frac{(j+1)}{(n+1)}}{\sin \frac{1}{(n+1)}}; q = \exp^{i \frac{2\pi}{n+1}} \quad (6.22)$$

Regarding the pure and normalised solutions to eqs.(6.20)-(6.21) we have the following result.

Proposition 6.21. For each  $l = 0; 1; \dots; n-1$  there is a pure and normalised solution to eqs.(6.20)-(6.21) for  $A_n$  given by,

$$1 \begin{array}{c} v_1 \\ \downarrow \\ v_2 \end{array} = 1 \text{ if } v_1 \text{ can be connected to } v_2 \text{ by a path of length } l \text{ on } A_n \quad (6.23)$$

except for the cases,

$$1 \begin{array}{c} p-2 \\ \downarrow \\ p \end{array} = 0 = 1 \begin{array}{c} n-1 \\ \downarrow \\ n-1 \end{array} \begin{array}{c} (p-2) \\ \downarrow \\ (l-p) \end{array}; p = 2; 3; 4; \dots; n-1 \quad (6.24)$$

whenever the values of the vertex indices appearing in (6.24) make sense for the graph  $A_n$ .

This last assertion can be verified by replacing the solutions (6.23)–(6.24) in eq.(6.20)–(6.21).

Regarding the value of the modulus of cells with length one horizontal paths the following result holds.

Proposition 6.22.

$$r \frac{p-1}{v^0-v} \left| \begin{array}{c} p-1 \\ \hline p-1 \\ \hline \end{array} \right|_v^{p-2} = \frac{p-1}{v^0} \left| \begin{array}{c} p-1 \\ \hline p-1 \\ \hline \end{array} \right|_{v^0}^{p-1} + \frac{p-2}{v} \left| \begin{array}{c} p-1 \\ \hline p-1 \\ \hline \end{array} \right|_v^{p-2} + \frac{0}{v(v^0)} \left| \begin{array}{c} 0 \\ \hline 1 \\ \hline \end{array} \right|_{v(v^0)}^0 \quad (6.25)$$

where  $v, v^0$  are any pair of nearest neighbours in  $A_n$ ,  $p = 1; \dots; n-1$  and the values in parenthesis holding for the case  $p$  even and the others for  $p$  odd.

Eq.(6.25) is obtained in the same way as in the case of  $A_3$ , eq.(4.2).

Regarding the choice of phases for these cells we have.

Proposition 6.23. For any  $A_n$  the phases can be chosen to be  $+1$  or  $-1$ . For the cells involved in the previous proposition we have,

$$\text{Phase} \left| \begin{array}{c} 0 \\ \hline p-1 \\ \hline \end{array} \right|_v^{p-1} \left| \begin{array}{c} p-1 \\ \hline p-1 \\ \hline \end{array} \right|_{v+1}^{p-2} = 1; \text{Phase} \left| \begin{array}{c} 0 \\ \hline p-1 \\ \hline \end{array} \right|_v^{p-1} \left| \begin{array}{c} p-1 \\ \hline p-1 \\ \hline \end{array} \right|_{v-1}^{p-2} = (-1)^{p-1} \quad (6.26)$$

where  $v = p; p-2; \dots; p-1$  for  $p$  even and  $v = p-1; p-3; \dots; p-1$  for  $p$  odd. Eqs. (6.25) are valid for  $p$  such that the vertex indices appearing in (6.23) make sense for the graph  $A_n$ .

The first assertion is obtained using the general form of  $A_n$  connections appearing in appendix A of ref. [9] and performing adequate gauge transformations. The second assertion follows from replacing (6.26) in eq.(3.15) for  $v_0 \notin v_2$ .

## References

- [1] R. J. Baxter, Exactly solved models in statistical mechanics, Academic Press (1982).
- [2] G. Böhm and K. Szlachanyi, A coassociative  $C$ -quantum group with non-integral dimensions, Lett. Math. Phys. 38 (1996), no. 4, 437–456, math.QA/9509008 (1995).

- [3] A. Cappelli, C. Itzykson and J.B. Zuber, Nucl. Phys. B 280 (1987) 445-465; Comm Math. Phys. 113 (1987) 1-26.
- [4] A. Cappelli, C. Itzykson et J.-B. Zuber, The ADE classification of minimal and  $A_1^{(1)}$  conformal invariant theories. Commu. Math. Phys. 13,1 (1987).
- [5] R. Coquereaux, Notes on the quantum tetrahedron, Moscow Math. J. vol2, n1, Jan.-March 2002, 1-40, hep-th/0011006.
- [6] R. Coquereaux, G. Schieber, Twisted partition functions for ADE boundary conformal field theories and Ocneanu algebras of quantum symmetries, J. of Geom. and Phys. 781 (2002), 1-43, hep-th/0107001.
- [7] R. Coquereaux and M. Huerta, Torus structure on graphs and twisted partition functions for minimal and affine models. J. of Geom. and Phys., Vol 48, No4, (2003) 580-634, hep-th/0301215.
- [8] R. Coquereaux, The  $A_2$  Ocneanu quantum groups d, Cocoyoc conference, Mexico, hep-th/0311151.
- [9] R. Coquereaux, and R. Trinchero, On Quantum symmetries of ADE graphs, Adv. Theor. Math. Phys. 8 (2004) 189-216.
- [10] D. Evans and Y. Kawahigashi, Quantum symmetries and operator algebras, Clarendon Press, 1998.
- [11] R. Haag, Local quantum physics, Springer(1993)p.122.
- [12] V. Jones, Index for subfactors, Inven. Math. 72,1-15, (1983).
- [13] D. Nikshych and L. Vainerman, Algebraic versions of a finite-dimensional quantum group d, in Lecture Notes in Pure and Appl. Math. Vol. 209 (2000), 189-220, mathQA/9808054.
- [14] D. Nikshych and L. Vainerman, A Characterisation of depth 2 subfactors of  $III_1$  factors, Journal of Funct. Analysis, Vol. 171, n.2 (2000), 278-307, mathQA/981002.
- [15] D. Nikshych and L. Vainerman, Finite quantum groups and their applications, in New directions in Hopf algebras, 211(262, Math. Sci. Res. Inst. Publ., 43, Cambridge Univ. Press, Cambridge, 2002, mathQA/0006057.
- [16] F. Nill, Axioms for weak bialgebras, mathQA/9805104.

- [17] A .O cneanu, Quantised groups, string algebras and Galois theory for algebras. Warwick (1987), in Operator algebras and applications, Lond M ath Soc Lectures note Series 136, CUP (1988).
- [18] A .O cneanu, Paths on Coxeter diagrams: from Platonic solids and singularities to minimal models and subfactors. Notes taken by S. Goto, Fields Institute Monographs, AMS 1999, Rajarama Bhat et al, eds.
- [19] A .O cneanu, Quantum symmetries for  $SU(3)$  CFT-models A .O cneanu, The Classification of subgroups of quantum  $SU(N)$ , Lectures at Bariloche Summer School, Argentina, Jan 2000, AMS Contemporary Mathematics 294, R .Coquereaux, A .Garc a and R .Trinchero eds.
- [20] V .Pasquier, Two-dimensional critical systems labelled by Dynkin diagrams NuclPhys.B 285, 162 (1987).
- [21] V .B .Petkova and J.-B .Zuber, The many faces of Ocneanu cells, Nucl. Phys.B 603(2001) 449, hep-th/0101151.
- [22] Ph .Roche, Ocneanu cell calculus and integrable lattice models Commun Math Phys. 127, 395-424 (1990).
- [23] G .Schieber, L'algebre des sym etries quantiques d'O cneanu et la classification des system es conform es a 2D , PhD thesis (available in French and in Portuguese), UP (Marseille) and UFRJ (Rio de Janeiro). Sept. 2003.
- [24] For a review see, J.-B .Zuber, CFT , ADE and all that Lectures at Bariloche Summer School, Argentina, Jan 2000. AMS Contemporary Mathematics 294, R .Coquereaux, A .Garc a and R .Trinchero eds., hep-th/0006151.