

Free Energy of thick Center Vortices*

Ch. Korn, H. Reinhardt and T. Tok
 Institut für Theoretische Physik
 Universität Tübingen
 Auf der Morgenstelle 14

December 31, 2018

Abstract

The free energy of thick center vortices is calculated in continuum Yang-Mills theory in one-loop approximation using the proper time regularization. The vortices are represented by Abelian gauge field configurations on the torus which satisfy twisted boundary conditions.

1 Introduction

Understanding color confinement in the framework of QCD is one of the most challenging non-perturbative problems of strong interaction. Center vortices offer an appealing picture of confinement [1, 2, 3]. The vortex picture of the QCD vacuum was proposed as early as in 1978 and has recently received support by lattice calculations. After center projection in the so called maximal center gauge one produces still the full string tension [4]. On the other hand, when center vortices are removed from the Yang-Mills ensemble the string tension vanishes [5]. In addition, the signals of confinement disappear from QCD propagators in both the Landau gauge [6] and the Coulomb gauge [7] when the center vortices are removed. Furthermore, the deconfinement phase transition in the vortex picture can be understood as a depercolation transition [8] and the topological charge can be understood in terms of intersections [9] and writhing [10] of the center vortex sheets.

In refs. [11, 12] the free energy of center vortices has been investigated in lattice calculations exploiting the fact that on the torus a center vortex can be induced by twisted boundary conditions. In ref. [11] it was shown that in the confinement regime the free energy of a (thick) center vortex vanishes. In ref. [12] the t' Hooft loop [13], which generates a center vortex [14], has been used to calculate the free energy in the sectors of $SU(2)$ Yang-Mills theory with fixed electric flux as a function of temperature and spatial volume. In the present paper we will carry out an analogous investigation in continuum Yang-Mills theory. We will introduce

*supported by DFG under grant-No. DFG-Re 856/4-2

the center vortices on the torus by means of twisted boundary conditions. These boundary conditions are then realized by Abelian background fields. We calculate the free energy of such center vortex fields as function of the temperature in one-loop approximation¹.

The paper is organized as follows: In the next section we summarize the relevant features of gauge fields on the torus satisfying twisted boundary conditions. In particular we focus on the derivation of the free energy of configurations with definite electric flux and its relation to the free energy of a static quark-antiquark pair. In section 3 we introduce Abelian configurations fulfilling twisted boundary conditions. Such configurations can be interpreted as electric or magnetic center vortices. Then the operator of fluctuations around these gauge fields is determined. The spectrum of the fluctuations around such background gauge fields with *non-zero* instanton number has been calculated already in ref. [16] and in general it has negative modes. However, positivity of the fluctuation operator can be achieved by restriction to *zero* instanton number and by a suitable choice of some free parameters (moduli) of the background gauge fields. This fact, which was pointed out in [17] for gauge fields on the three torus, can be trivially generalized to the four torus for gauge fields with zero Pontryagin index. Then the requirement of a strictly positive fluctuation operator constrains the range of temperatures. For the cases of purely spatial and purely temporal twists (where the Pontryagin index vanishes) the spectrum of the fluctuation operator is calculated. Finally, in section 4, the proper time regularization is used to calculate the free energy of magnetic and electric vortices to one-loop order. Our results are then confronted with those of the lattice calculations of ref. [12].

2 QCD on the hypertorus

To fix our notation we summarize the relevant ingredients of gauge fields on the torus \mathbb{T}^4 . We define the four torus \mathbb{T}^4 as \mathbb{R}^4 modulo the lattice

$$\mathcal{L} = \left\{ x \in \mathbb{R}^4 \mid x = n_\mu L^{(\mu)}; n = (n_\mu), n \in \mathbb{Z}^4 \right\}, \quad (1)$$

where $L^{(\mu)} := L_\mu e_\mu$, $\mu = 0, 1, 2, 3$ denote the vectors spanning the lattice and $\{e_\mu \mid (e_\mu)_\nu = \delta_{\mu\nu}\}$ is the canonical basis of \mathbb{R}^4 . Throughout this paper we choose $L_1 = L_2 = L_3 = L$ and $L_0 = 1/T$ with T being the temperature. Fields on \mathbb{T}^4 are considered then as fields on \mathbb{R}^4 fulfilling appropriate boundary conditions. Local gauge invariants are periodic with respect to a shift by an arbitrary lattice vector $L^{(\mu)}$, whereas the gauge potential is (in general) only periodic up to a gauge transformation, i.e.

$$A_\lambda(x + L^{(\mu)}) = A_\lambda^{\Omega_\mu}(x) = \Omega_\mu(x) A_\lambda(x) \Omega_\mu(x)^\dagger + \Omega_\mu(x) \partial_\lambda \Omega_\mu(x)^\dagger. \quad (2)$$

¹In this context let us also mention that the energy density of an infinitely thin static magnetic center vortex in continuum $SU(2)$ Yang-Mills theory has been evaluated in [15] in the Schrödinger picture to one loop order.

Here $\Omega_\mu(x)$ denotes the transition function in μ -direction. Transition functions in different directions have to respect the cocycle condition

$$\Omega_\mu(x + L^{(\nu)})\Omega_\nu(x) = Z_{\mu\nu}\Omega_\nu(x + L^{(\mu)})\Omega_\mu(x), \quad (3)$$

where

$$Z_{\mu\nu} = \exp\left(\frac{2\pi i}{N}n_{\mu\nu}\right) \cdot \mathbb{1}_N, \quad n_{\mu\nu} \in \mathbb{Z}(\text{mod } N) \quad (4)$$

is an element of the center of the gauge group $SU(N)$. Here we have introduced the anti-symmetric *twist-tensors* $n_{\mu\nu}$ and $\mathbb{1}_N$ is the $N \times N$ unit matrix. The cocycle condition (3) expresses compatibility of two successive translations in the (μ, ν) -plane, and a non-trivial twist $Z_{\mu\nu}$ induces a center vortex in this plane. The possible twists are divided into two groups. First, the spatial twists $n_{ij}, (i, j = 1, 2, 3)$ which can be interpreted as the components of a 3-vector $\mathbf{m} = (n_{23}, n_{31}, n_{12})$ which represents the direction of the magnetic flux. These twists induce magnetic center vortices. Second, temporal twists n_{0i} , which again can be interpreted as the components of a 3-vector $\mathbf{k} = (n_{01}, n_{02}, n_{03})$. These twists induce “fat” electric center vortices whose flux is homogeneously distributed over the whole torus.

The Pontryagin index P_N of a gauge potential is given by

$$P_N = -\frac{1}{16\pi^2} \int_{\mathbb{T}^4} d^4x \, \text{tr} (G_{\mu\nu} G_{\mu\nu}^*) , \quad (5)$$

where

$$G_{\mu\nu} = \partial_\mu A_\nu - \partial_\nu A_\mu + [A_\mu, A_\nu] = G_{\mu\nu}^a T_a \quad (6)$$

is the field strength, $G_{\mu\nu}^* = \frac{1}{2}\epsilon_{\mu\nu\alpha\beta}G_{\alpha\beta}$ its dual and T_a are the generators of the Lie algebra of the gauge group normalized such that $\text{tr}(T_a T_b) = -\frac{1}{2}\delta_{ab}$. The Pontryagin index is fully determined by the transition functions Ω_μ . In [18] it has been shown that the Pontryagin index is generally a fractional number

$$P_N = \nu + \left(\frac{N-1}{N}\right) \text{Pf}(n_{\mu\nu}), \quad \nu \in \mathbb{Z}, \quad (7)$$

where ν is the integer valued topological charge (instanton number) and $\text{Pf}(n_{\mu\nu}) = \frac{1}{8}\epsilon_{\mu\nu\alpha\beta}n_{\mu\nu}n_{\alpha\beta}$ is the Pfaffian of the twist tensor $n_{\mu\nu}$. The fractional part of P_N is obviously due to $n_{\mu\nu}$. Under a gauge transformation U the transition functions Ω_μ transform as

$$\Omega_\mu^U(x) = U(x + L^{(\mu)})\Omega_\mu(x)U^{-1}(x). \quad (8)$$

The twist tensor $n_{\mu\nu}$ is invariant under gauge transformations of the transition functions.

2.1 Flux

In this subsection we will derive the free energy of a pure $SU(N)$ gauge field configuration on \mathbb{T}^4 with given electric and magnetic flux (\mathbf{e}, \mathbf{m}) . Thereby we will mainly follow the ideas outlined by 't Hooft [19].

The partition function under interest is given by the trace over physical states with well defined electric and magnetic flux (\mathbf{e}, \mathbf{m}) . This partition function can be formally expressed as

$$\mathcal{Z}(\mathbf{e}, \mathbf{m}, L_\mu) := \mathcal{N} \text{Tr} \left(P(\mathbf{e}, \mathbf{m}) e^{-\beta H} \right), \quad (9)$$

where $P(\mathbf{e}, \mathbf{m})$ denotes the projector on definite electric and magnetic flux, $\beta = L_0$ is the inverse temperature and \mathcal{N} is a normalization constant chosen such that $\mathcal{Z}(\mathbf{e} = 0, \mathbf{m}, L_\mu) = 1$. To obtain this projector we will first identify the physical states with given flux (\mathbf{e}, \mathbf{m}) . To this end we consider the canonically quantized theory (in Weyl gauge $A_0 = 0$). In this gauge the configuration space consists of spatial gauge potentials A_i , $i = 1, 2, 3$ on the torus \mathbb{T}^3 satisfying the twisted boundary conditions (2) with spatial twist vector \mathbf{m} . This vector \mathbf{m} represents the magnetic flux of the configuration under consideration. Since electric field operators do not commute with the gauge potential, it is harder to identify states with fixed electric flux \mathbf{e} . Physical states have to be invariant under (time-independent) gauge transformations $\Omega(\mathbf{x})$. The gauge group of pure $SU(N)$ Yang-Mills theory is $SU(N)/Z(N)$, since the gauge potentials live in the adjoint representation. Therefore, gauge transformations take values in $SU(N)/Z(N)$ rather than in $SU(N)$, i.e. a gauge transformation $\Omega(\mathbf{x})$ need not be periodic on \mathbb{T}^3 - but can change across the torus by a center element:

$$\Omega[\mathbf{k}](\mathbf{x} + L^{(i)}) = Z_i \Omega[\mathbf{k}](\mathbf{x}), \quad i = 1, 2, 3, \quad Z_i := e^{\frac{2\pi i k_i}{N}} \mathbb{1}_N \in Z(N). \quad (10)$$

Correspondingly, since $\pi_1(SU(N)/Z(N)) = Z(N)$, on \mathbb{T}^3 there are N^3 homotopically inequivalent classes of gauge transformations. The different classes are labeled by a vector $\mathbf{k} = (k_1, k_2, k_3) \in \mathbb{Z}^3(\text{mod } N)$ and transformations belonging to a class \mathbf{k} are denoted by $\Omega[\mathbf{k}](\mathbf{x})$. One can choose a representative $\tilde{\Omega}[\mathbf{k}](\mathbf{x})$ from each class which takes values only in the Cartan subgroup of $SU(N)$ such that

$$\tilde{\Omega}[\mathbf{k}_1] \tilde{\Omega}[\mathbf{k}_2] = \tilde{\Omega}[(\mathbf{k}_1 + \mathbf{k}_2) \text{ mod } N]. \quad (11)$$

A general gauge transformation of class \mathbf{k} is then given by the product of $\tilde{\Omega}[\mathbf{k}](\mathbf{x})$ and a topologically trivial (i.e. truly periodic) gauge transformation (belonging to class $\mathbf{k} = 0$). Physical states $|\psi\rangle$ have to be gauge invariant under topologically trivial (or small) gauge transformations, but they can pick up a phase under a topologically non-trivial gauge transformation. Let $\hat{\Omega}[\mathbf{k}](\mathbf{x})$ be the unitary operator which, when acting on the Hilbert space of physical states, generates the gauge transformation $\tilde{\Omega}[\mathbf{k}](\mathbf{x})$. Obviously, the operators $\hat{\Omega}[\mathbf{k}](\mathbf{x})$ with different \mathbf{k} commute with each other and with the Hamiltonian. The eigenstates of $\hat{\Omega}[\mathbf{k}](\mathbf{x})$

possess well defined electric flux as can be seen as follows. Since the $\hat{\Omega}[\mathbf{k}](\mathbf{x})$ are unitary their eigenvalues are pure phase

$$\hat{\Omega}[\mathbf{k}]|\psi\rangle = e^{i\sigma(\mathbf{k})}|\psi\rangle, \quad \sigma(\mathbf{k}) \in \mathbb{R}. \quad (12)$$

and from eq. (11) follows that the phase factor σ is of the form

$$\sigma(\mathbf{k}) = \frac{2\pi}{N} \mathbf{e} \cdot \mathbf{k} \quad (13)$$

with some vector $\mathbf{e} \in \mathbb{Z}^3(\text{mod } N)$, i.e. we can label the eigenstate $|\psi\rangle$ by the vector \mathbf{e} , i.e. $|\psi_{\mathbf{e}}\rangle$. We will now identify the vector \mathbf{e} as the electric flux. For this purpose we notice that the Wilson loop operator

$$\hat{W}(C) = \frac{1}{N} \text{tr} \left(\mathcal{P} \exp \left(- \oint_C A_\mu dx^\mu \right) \right) \quad (14)$$

is the creation operator of electric flux lines [20]. Let C_i , $i = 1, 2, 3$ denote a path linearly interpolating between points \mathbf{x} and $\mathbf{x} + L^{(i)}$. The corresponding Wilson loop operator $\hat{W}(C_i)$ is not invariant under homotopically non-trivial gauge transformations $\Omega[\mathbf{k}]$:

$$\hat{W}(C_i)^{\Omega[\mathbf{k}]} = \frac{1}{N} \text{tr} \left(\Omega[\mathbf{k}](\mathbf{x} + L^{(i)}) \mathcal{P} e^{-\int_{C_i} \mathbf{A} d\mathbf{x}} \Omega[\mathbf{k}]^\dagger(\mathbf{x}) \right) = Z_i \hat{W}(C_i), \quad (15)$$

where Z_i is the center element defined in (10). Consider now the action of $\hat{\Omega}[\mathbf{k}]$ on the state $\hat{W}(C_i)|\psi_{\mathbf{e}}\rangle$:

$$\hat{\Omega}[\mathbf{k}] \hat{W}(C_i) |\psi_{\mathbf{e}}\rangle = \hat{W}(C_i)^{\Omega[\mathbf{k}]} |\psi_{\mathbf{e}}^{\Omega[\mathbf{k}]}\rangle = Z_i \hat{W}(C_i) \hat{\Omega}[\mathbf{k}] |\psi_{\mathbf{e}}\rangle = e^{i\frac{2\pi}{N}(\mathbf{e} \cdot \mathbf{k} + k_i)} \hat{W}(C_i) |\psi_{\mathbf{e}}\rangle. \quad (16)$$

It is seen that the action of $\hat{W}(C_i)$ on $|\psi_{\mathbf{e}}\rangle$ increases the i -th component of the vector \mathbf{e} by one unit. Since the Wilson loop operator is the creation operator of electric flux, we have to identify $\frac{2\pi}{N}\mathbf{e}$ with the electric flux vector. Accordingly the eigenvectors $|\psi_{\mathbf{e}}\rangle$ (12) of $\hat{\Omega}[\mathbf{k}]$ are states with definite electric flux \mathbf{e} and the projection operator on physical states with given electric flux \mathbf{e} is given by

$$\mathbf{P}(\mathbf{e}) = \frac{1}{N^3} \sum_{\mathbf{k}} e^{-\frac{2\pi i}{N} \mathbf{e} \cdot \mathbf{k}} \hat{\Omega}[\mathbf{k}]. \quad (17)$$

Indeed acting with $\mathbf{P}(\mathbf{e})$ on the state $|\psi_{\mathbf{e}'}\rangle$ one obtains:

$$\mathbf{P}(\mathbf{e}) |\psi_{\mathbf{e}'}\rangle = \frac{1}{N^3} \sum_{\mathbf{k}} e^{-\frac{2\pi i}{N} \mathbf{e} \cdot \mathbf{k}} \hat{\Omega}[\mathbf{k}] |\psi_{\mathbf{e}'}\rangle = \frac{1}{N^3} \sum_{\mathbf{k}} e^{-\frac{2\pi i}{N} \mathbf{e} \cdot \mathbf{k}} e^{\frac{2\pi i}{N} \mathbf{e}' \cdot \mathbf{k}} |\psi_{\mathbf{e}'}\rangle = \delta_{\mathbf{e}, \mathbf{e}'}^{(3)} |\psi_{\mathbf{e}'}\rangle. \quad (18)$$

The desired projector $\mathbf{P}(\mathbf{e}, \mathbf{m})$ on definite electric and magnetic flux (\mathbf{e}, \mathbf{m}) is then given by $\mathbf{P}(\mathbf{e})$ times the projector onto states with fixed spatial twist \mathbf{m} . With the projector $\mathbf{P}(\mathbf{e}, \mathbf{m})$ at our disposal the partition function for fixed electric and magnetic flux (\mathbf{e}, \mathbf{m}) defined by

eq. (9) is given by

$$\mathcal{Z}(\mathbf{e}, \mathbf{m}) = \frac{\mathcal{N}}{N^3} \sum_{\mathbf{k}} e^{-\frac{2\pi i}{N}(\mathbf{e} \cdot \mathbf{k})} \mathcal{Z}_{\mathbf{k}}(\mathbf{m}) = \frac{\sum_{\mathbf{k}} e^{-\frac{2\pi i}{N}(\mathbf{e} \cdot \mathbf{k})} \mathcal{Z}_{\mathbf{k}}(\mathbf{m})}{\sum_{\mathbf{k}} \mathcal{Z}_{\mathbf{k}}(\mathbf{m})}, \quad (19)$$

where

$$\mathcal{Z}_{\mathbf{k}}(\mathbf{m}) = \text{Tr} \left(\hat{\Omega}[\mathbf{k}] e^{-\beta H} \right) \quad (20)$$

is the partition function of fixed temporal twist \mathbf{k} . (Recall that fixed spatial twist \mathbf{m} implies also fixed magnetic flux.) Eq. (19) defines the $Z(N)$ -Fourier transform from the temporal twist \mathbf{k} to the electric flux \mathbf{e} and is referred to as Kramers-Wannier duality.

Formally the partition function of fixed temporal twist \mathbf{k} (20) represents the thermodynamic average of the operator $\hat{\Omega}[\mathbf{k}]$ generating gauge transformations which are periodic in spatial direction up to a center element, see eq. (10). In the “coordinate” representation this partition function is given by (ignoring for the moment the spatial twist)

$$\begin{aligned} \mathcal{Z}_{\mathbf{k}} &= \int \mathcal{D}\mathbf{A} \langle \mathbf{A} | \hat{\Omega}[\mathbf{k}] e^{-\beta H} P_G | \mathbf{A} \rangle \\ &= \int \mathcal{D}\mathbf{A} \langle \mathbf{A}^{\Omega[\mathbf{k}]} | e^{-\beta H} P_G | \mathbf{A} \rangle, \end{aligned} \quad (21)$$

where P_G denotes the projector on gauge invariant states [21]. The matrix element in the above equation can be expressed in the standard form by a functional integral over spatial gauge field configurations satisfying the temporal boundary condition

$$\mathbf{A}(\vec{x}, \beta) = \mathbf{A}^{\Omega[\mathbf{k}]}(\vec{x}, 0). \quad (22)$$

Furthermore the projector P_G contains an integration over the gauge group with the “Haar” measure. This integral can be expressed as an integral over a (temporally constant) temporal gauge field A_0 . Thereby the Haar measure becomes the Faddeev-Popov determinant in the gauge $\partial_0 A_0 = 0$. The resulting functional integral for the partition function (21) is gauge invariant and can be expressed in an arbitrary gauge yielding

$$\mathcal{Z}_{\mathbf{k}} = \int_{\mathbf{A}(\beta) = \mathbf{A}^{\Omega}(\beta)} \mathcal{D}A_{\mu} \delta_{gf}(A) e^{-S_{YM}(A)}, \quad (23)$$

where the spatial gauge field satisfies the temporally twisted boundary conditions (22). Adding also spatially twisted boundary conditions introduces spatial flux \mathbf{m} as described at the beginning of the section. This shows that the partition function (20) can be calculated from the standard functional integral supplemented by the twisted boundary conditions (10).

2.2 Polyakov-loop

The static $q\bar{q}$ -potential at finite temperature $T = \frac{1}{\beta}$ is defined as the alteration of the free energy $F_{q\bar{q}}(\beta)$ after adding a $q\bar{q}$ -pair to the vacuum [22]. This potential can be extracted from the Polyakov-loop correlator

$$\langle \mathcal{P}(\mathbf{x}) \mathcal{P}^\dagger(\mathbf{y}) \rangle = e^{-\beta F_{q\bar{q}}(\mathbf{x}, \mathbf{y})}, \quad (24)$$

where in presence of temporal twist $\Omega_0(x)$ the gauge invariant Polyakov loop operator is defined by

$$\mathcal{P}(\mathbf{x}) = \frac{1}{N} \text{tr} \left(\mathcal{P} \exp \left(- \int_0^{\beta=L_0} A_0(x^0, \mathbf{x}) dx^0 \right) \Omega_0^\dagger(\mathbf{x}) \right). \quad (25)$$

Using the boundary conditions (2) for the gauge potential and the cocycle condition (3) one obtains the following periodicity properties of the Polyakov loop:

$$\begin{aligned} \mathcal{P}(\mathbf{x} + L^{(i)}) &= \frac{1}{N} \text{tr} \left(\mathcal{P} e^{-\int_0^\beta dx^0 A_0(x^0, \mathbf{x} + L^{(i)})} \Omega_0^\dagger(\mathbf{x} + L^{(i)}) \right) \\ &= \frac{1}{N} \text{tr} \left(\mathcal{P} e^{-\int_0^\beta dx^0 \Omega_i(A_0 + \partial_0) \Omega_i^\dagger} Z_{i0} \Omega_i(x) \Omega_0^\dagger(\mathbf{x}) \Omega_i^\dagger(x + \beta) \right) = e^{-\frac{2\pi i}{N} k_i} \mathcal{P}(\mathbf{x}), \end{aligned} \quad (26)$$

where k_i is the i -th component of the temporal twist vector \mathbf{k} . After multiple usage of this periodicity property one arrives at

$$\mathcal{P}(\mathbf{x} - L\mathbf{e}) = e^{\frac{2\pi i}{N} \mathbf{k} \cdot \mathbf{e}} \mathcal{P}(\mathbf{x}) \quad (27)$$

From this relation follows that the thermic Polyakov loop correlator in presence of magnetic flux \mathbf{m} is given by

$$\langle \mathcal{P}(\mathbf{x}) \mathcal{P}^\dagger(\mathbf{x} - L\mathbf{e}) \rangle = \frac{\sum_{\mathbf{k}} e^{-\frac{2\pi i}{N} (\mathbf{e} \cdot \mathbf{k})} \mathcal{Z}_{\mathbf{k}}(\mathbf{m})}{\sum_{\mathbf{k}} \mathcal{Z}_{\mathbf{k}}(\mathbf{m})} \quad (28)$$

Comparison with eq. (19) shows that [12]

$$\langle \mathcal{P}(\mathbf{x}) \mathcal{P}^\dagger(\mathbf{x} - L\mathbf{e}) \rangle = \mathcal{Z}(\mathbf{e}, \mathbf{m}) \equiv e^{-\beta F(\mathbf{e}, \mathbf{m})}. \quad (29)$$

Hence, on the torus the implementation of temporal twisted boundary conditions enforces static electric flux which can be interpreted as arising from two homogeneously but oppositely charged planes a distance $L\mathbf{e}$ apart, and thus simulates static quark and antiquark sources a distance $L\mathbf{e}$ apart (Note that $\langle \mathcal{P}(\mathbf{x}) \mathcal{P}^\dagger(\mathbf{x} - L\mathbf{e}) \rangle$ is independent of \mathbf{x}). In the following we will realize the twisted boundary conditions by Abelian background fields.

3 Abelian vortex field

In the remaining part of the paper we restrict ourselves to the gauge group $SU(2)$. The implementation of flux on the torus by means of twisted boundary conditions can be most easily realized by Abelian background gauge fields² of constant field strength on \mathbb{T}^4 . Such a configuration can be interpreted as the field of a fat center vortex whose flux is homogeneously smeared out over the whole torus.

The most general solution of the equations of motion of pure $SU(2)$ Yang-Mills theory with constant field strength and twisted boundary conditions on \mathbb{T}^4 reads [16]

$$A_\mu^{(0)}(x) = \left(\frac{\pi}{2} \mathcal{F}_{\mu\nu} x_\nu - \frac{\pi Q_\mu}{L_\mu} \right) T, \quad T := -i \begin{pmatrix} 1 & 0 \\ 0 & -1 \end{pmatrix} = -i\sigma_3, \quad (30)$$

where Q_μ , $\mu = 0, 1, 2, 3$ are arbitrary constants (moduli) and

$$\mathcal{F}_{\mu\nu} = -\frac{n_{\mu\nu}}{L_\mu L_\nu}$$

is up to constant factor the field strength

$$G_{\mu\nu}^{(0)} = -\pi \mathcal{F}_{\mu\nu} T \quad (31)$$

induced by the twist tensor $n_{\mu\nu}$. The gauge field (30) fulfills the twisted boundary conditions (2,3) with transition functions

$$\Omega_\mu(x) = \exp \left(\frac{\pi}{2} \sum_\nu n_{\mu\nu} \frac{x_\nu}{L_\nu} T \right) \quad (32)$$

and twist tensor $n_{\mu\nu}$. Obviously, each non-zero component $n_{\mu\nu} = -n_{\nu\mu}$ of the twist tensor corresponds to a non-zero field strength component $G_{\mu\nu}^{(0)}$ of the gauge potential (30), which represents the field of $|n_{\mu\nu}|$ center vortices in the $(\mu\nu)$ -plane homogeneously smeared out on \mathbb{T}^4 . We will use this field to calculate the free energy of “fat” center vortices in one-loop order. To this end we will compute first the spectrum and then the determinant of the operator of fluctuations of the gauge field around the given center vortex configuration (30). The appearance of negative eigenvalues will be avoided by appropriately choosing the constants Q_μ .

3.1 Fluctuation operator

The spectrum of the fluctuations around the Abelian potential (30) for non-zero Pontryagin index (7) has been found already in [16] and in general it has negative modes. On the three torus these negative modes can be avoided [17] by appropriately choosing the moduli. Here we

²Here, Abelian gauge potential means a potential that takes values only in the Cartan subalgebra of the gauge group.

will extend this result to the four torus where one has to restrict oneself to background gauge fields with zero Pontryagin index and to choose the constants Q_μ (moduli) (30) appropriately. We will shortly summarize the essential results needed below.

The fluctuation operator is obtained by expanding the Yang-Mills action around the background field $A_\mu^{(0)}$ (30). For this purpose it is convenient to express the fluctuating gauge potential as

$$A_\mu = A_\mu^{(0)} + \delta A_\mu, \quad \delta A_\mu = \frac{-i}{2} \begin{pmatrix} b_\mu & \sqrt{2}c_\mu \\ \sqrt{2}c_\mu^* & -b_\mu \end{pmatrix}. \quad (33)$$

From eqs. (2,32) the boundary conditions for b_μ and c_μ follow:

$$b_\mu(x + L^{(\lambda)}) = b_\mu(x), \quad c_\mu(x + L^{(\lambda)}) = \exp\left(-\pi i \sum_\nu \frac{n_{\lambda\nu} x_\nu}{L_\nu}\right) c_\mu(x). \quad (34)$$

For later use we write down the transformation properties of c_μ under a shift by an arbitrary lattice vector $l_\nu L^{(\nu)}$ which can be obtained by successive use of eq. (34):

$$c_\mu\left(x + \sum_\nu l_\nu L^{(\nu)}\right) = \exp\left(-i\pi \sum_{\rho,\nu} L_\rho l_\rho \mathcal{F}_{\rho\nu} x_\nu + i\pi \sum_{\rho<\nu} l_\rho n_{\rho\nu} l_\nu\right) c_\mu(x). \quad (35)$$

Noting that $A_\mu^{(0)}$ is a solution of the equations of motion the action in terms of the fluctuations δA_μ reads

$$S_{YM} = S_0 - \frac{1}{g^2} \int d^4x \left\{ \text{tr} \left(-2\delta A_\mu \left[G_{\mu\nu}^{(0)}, \delta A_\nu \right] - \delta A_\mu (\hat{D}_\nu^0)^2 \delta A_\mu - (\hat{D}_\mu^0 \delta A_\mu)^2 + \mathcal{O}(\delta A^3) \right) \right\}, \quad (36)$$

where $S_0 = -\frac{1}{2g^2} \int d^4x \text{tr} \left(G_{\mu\nu}^{(0)2} \right)$ is the action of the background field $A_\mu^{(0)}$ and

$$\hat{D}_\mu^0 := \partial_\mu + \left[A_\mu^{(0)}, \cdot \right] \quad (37)$$

is the covariant derivative with respect to $A_\mu^{(0)}$ in the adjoint representation. Adopting background gauge fixing

$$\hat{D}_\mu^0 \delta A_\mu = \partial_\mu \delta A_\mu + \left[A_\mu^{(0)}, \delta A_\mu \right] \stackrel{!}{=} 0 \quad (38)$$

one finds for the gauge fixed action

$$S^{gf} = S_0 - \frac{1}{g^2} \int d^4x \left\{ \text{tr} \left(\delta A_\mu M_A^{\mu\nu} \delta A_\nu \right) + 2\text{tr} \left(\bar{\Psi} M_{gh} \Psi \right) + \mathcal{O}(\delta A^3) \right\} \quad (39)$$

with the fluctuation operators

$$M_A^{\mu\nu} = -\delta_{\mu\nu}(\hat{D}_\lambda^0)^2 - 2 \left[G_{\mu\nu}^{(0)}, \cdot \right], \quad M_{gh} = -(\hat{D}_\lambda^0)^2 \quad (40)$$

and Ψ being the ghost field. Using the parametrization (33) and representing the ghost field as

$$\Psi = \frac{-i}{2} \begin{pmatrix} \eta & 2\sqrt{2}\phi \\ 2\sqrt{2}(\phi')^* & -\eta \end{pmatrix} \quad (41)$$

one finally obtains up to terms of third order in the fluctuations

$$S^{gf} = S_0 + \frac{1}{g^2} \int d^4x \left\{ \frac{1}{2} b_\mu M_0 b_\mu + c_\mu^* (M_n \delta_{\mu\nu} - 4\pi i \mathcal{F}_{\mu\nu}) c_\nu + \eta^* M_0 \eta + \phi^* M_n \phi + \phi'^* M_n \phi' \right\}, \quad (42)$$

where

$$M_0 := \left(\frac{1}{i} \partial_\lambda \right)^2, \quad M_n := \left(\frac{1}{i} \partial_\lambda - \pi \mathcal{F}_{\lambda\nu} x_\nu + \frac{2\pi Q_\lambda}{L_\lambda} \right)^2. \quad (43)$$

Obviously, the operator M_n depends on the twist tensor $n_{\mu\nu} = -\frac{\mathcal{F}_{\mu\nu}}{L_\mu L_\nu}$. Note that the ghost fields ϕ, ϕ' and η respect the same periodicity properties as the gauge fields c_μ and b_μ , respectively, see eq. (34).

3.2 The spectrum of the fluctuation operator

In this section we will calculate the spectrum of the operators M_0, M_n and $(M_n \delta_{\mu\nu} - 4\pi i \mathcal{F}_{\mu\nu})$, see eq. (43), from which the eigenvalues of the operators M_A and M_{gh} (40) follow by using the decompositions (33) and (41).

The eigenfunctions of M_0 are plane waves and from the periodicity properties (34) of the fields b_μ and η one obtains the eigenvalues

$$\lambda_l = \sum_{\mu=0}^3 \left(\frac{2\pi l_\mu}{L_\mu} \right)^2, \quad l \in \mathbb{Z}^4. \quad (44)$$

These eigenvalues are also eigenvalues of M_A (40) (four-fold degenerate in the index μ) and of M_{gh} (non-degenerate).

In the general case the operator M_A has negative eigenvalues implying that the considered background gauge potential $A_\mu^{(0)}$ is a saddle point of the action. Note that the negative eigenmodes occur already for covariantly constant background fields, where they signal the instability of the perturbative vacuum. Only if the map

$$\mathcal{F} : \mathbb{R}^4 \longrightarrow \mathbb{R}^4, \quad x_\mu \mapsto \mathcal{F}_{\mu\nu} x_\nu \quad (45)$$

is degenerate (i.e. $\ker(\mathcal{F})$ is non-trivial) and for suitable choice of the parameters Q_μ , see eq. (30), the spectrum of M_n is strictly positive. Therefore, to ensure positivity, we will consider only the cases of purely spatial (magnetic) ($\mathbf{m} \neq 0, \mathbf{k} = 0$) and purely temporal ($\mathbf{m} = 0, \mathbf{k} \neq 0$) twists. In these cases the map \mathcal{F} is obviously degenerate and we have the orthogonal decomposition³

$$\mathbb{R}^4 = \ker(\mathcal{F}) \oplus \text{im}(\mathcal{F}),$$

and the operator M_n decays into two parts

$$M_n = M_n|_{\text{im}(\mathcal{F})} + M_n|_{\ker(\mathcal{F})},$$

each acting in one of the orthogonal spaces $\ker(\mathcal{F})$ and $\text{im}(\mathcal{F})$. In $M_n|_{\ker(\mathcal{F})}$ the linear term $\pi \mathcal{F}_{\lambda\nu} x_\nu$ is absent (because $(x_\mu) \in \ker(\mathcal{F})$). Therefore, the eigenfunctions of $M_n|_{\ker(\mathcal{F})}$ are plane waves and can be labeled by two integers k, l . We denote the eigenvalues by $\lambda_{(k,l)}$ and the eigenfunctions by $|k, l\rangle$. Eigenfunctions of $M_n|_{\text{im}(\mathcal{F})}$ can be labeled by one integer m and are denoted by $|m\rangle$ with eigenvalue λ_m . Then the eigenfunctions of M_n can simply be written as products of eigenfunctions of $M_n|_{\text{im}(\mathcal{F})}$ and $M_n|_{\ker(\mathcal{F})}$:

$$\begin{aligned} |m, k, l\rangle &= |m\rangle |k, l\rangle \Rightarrow \\ M_n |m, k, l\rangle &= |k, l\rangle M_n|_{\text{im}(\mathcal{F})} |m\rangle + |m\rangle M_n|_{\ker(\mathcal{F})} |k, l\rangle = (\lambda_m + \lambda_{(k,l)}) |m, k, l\rangle. \end{aligned}$$

The spectra of the operators $M_n|_{\text{im}(\mathcal{F})}$ and $M_n|_{\ker(\mathcal{F})}$ are calculated in Appendix A from which the spectra of the operators M_A and M_{gh} follow immediately and are summarized in tables 1 and 2.

eigenvalue	degeneracy	parameters
$-2\pi f + (\mathbf{p}(k, l) - \mathbf{q})^2$	$2\tilde{e}$	$k, l \in \mathbb{Z}$
$2\pi f + (\mathbf{p}(k, l) - \mathbf{q})^2$	$6\tilde{e}$	$k, l \in \mathbb{Z}$
$2\pi f(2n + 1) + (\mathbf{p}(k, l) - \mathbf{q})^2$	$8\tilde{e}$	$n = 1, 2, 3, \dots; k, l \in \mathbb{Z}$
from eq. (44): $\sum_{\mu=0}^3 \left(\frac{2\pi l_\mu}{L_\mu}\right)^2$	4	$l \in \mathbb{Z}^4$

Table 1: Spectrum of the operator $M_A^{\mu\nu}$, where $\mathbf{q} := -\frac{2\pi Q_\lambda}{L_\lambda} \Big|_{\ker(\mathcal{F})}$. The quantities f , \tilde{e} and $\mathbf{p}(k, l)$ are defined respectively in eqs. (55), (56) and (58) of appendix A.

³This decomposition is orthogonal with respect to the canonical scalar product in \mathbb{R}^4 because the 4×4 matrix \mathcal{F} is anti-symmetric.

eigenvalue	degeneracy	parameters
$2\pi f(2n+1) + (\mathbf{p}(k, l) - \mathbf{q})^2$	$2\tilde{e}$	$n = 0, 1, 2, \dots; k, l \in \mathbb{Z}$
from eq. (44): $\sum_{\mu=0}^3 \left(\frac{2\pi l_\mu}{L_\mu} \right)^2$	1	$l \in \mathbb{Z}^4$

Table 2: Spectrum of the operator M_{gh} (see also the caption of table 1).

3.3 No twist

For sake of completeness let us consider the case without flux $\mathbf{m} = \mathbf{k} = 0$. We will need this spectrum to normalize the free energy of a twist configuration with respect to the case of zero field strength.

The eigenvalues of M_0 are the same as in the twisted case, i.e.

$$\lambda_l = \sum_{\mu=0}^3 \left(\frac{2\pi l_\mu}{L_\mu} \right)^2, \quad l \in \mathbb{Z}^4, \quad l = (l_\mu) \quad (46)$$

and they appear in the spectrum of $M_A^{\mu\nu}$ (with degeneracy 4) and of M_{gh} (non-degenerate).

The remaining spectrum consists of the eigenvalues of the operator $M_n = \left(-i\partial_\lambda + \frac{2\pi Q_\lambda}{L_\lambda} \right)^2$ which read

$$\lambda_l = \sum_{\mu=0}^3 \left(\frac{2\pi}{L_\mu} (l_\mu - Q_\mu) \right)^2, \quad l \in \mathbb{Z}^4, \quad l = (l_\mu). \quad (47)$$

These eigenvalues appear in the spectrum of the operator $M_A^{\mu\nu}$ (with degeneracy 8) as well as of the operator M_{gh} (with degeneracy 2).

4 Calculation of the free energy

In this section we will evaluate the free energy of a “fat” center vortex induced by the twisted boundary conditions and examine its dependence on the torus geometry, and especially on the temperature $T = 1/L_0$. For this purpose we have to evaluate the determinants of the fluctuation operators. These determinants are ultraviolet singular and need regularization. We shall adopt the proper-time regularization which preserves gauge invariance. In the proper time regularization the determinant of an operator A is given by

$$\log \det A := - \int_{\frac{1}{\Lambda^2}}^{\infty} \frac{d\tau}{\tau} \text{Tr}' (\exp(-\tau A)) = - \int_{\frac{1}{\Lambda^2}}^{\infty} \frac{d\tau}{\tau} \sum_{\lambda_i \neq 0} \exp(-\tau \lambda_i), \quad (48)$$

where Λ is the ultraviolet cut-off. The symbol $\text{Tr}'()$ means that the trace is taken over non-zero eigenvalues only. The Λ^4 and Λ^2 divergencies cancel in the ratio of determinants - in

our case the ratio between the determinants for non-zero ($n_{\mu\nu} \neq 0$) and zero ($n_{\mu\nu} = 0$) field strength.

The proper time integral (48) is defined only if all eigenvalues are positive. This requires (see the first line in table 1)

$$2\pi f < (\mathbf{p}(k, l) - \mathbf{q})^2, \quad \forall k, l \in \mathbb{Z}. \quad (49)$$

With given twist tensor and parameters Q_μ from this inequality follows a condition for LT , which can be interpreted as the temperature in units of $1/L$. Therefore, large values LT stand for high temperatures.

After a lengthy calculation, which is performed in appendix B, one obtains the free energy of a “fat” center vortex in terms of the renormalized coupling constant:

$$\frac{F_{\mathbf{k}}(\mathbf{m}, LT)}{T} = \frac{2\pi^2}{g_R^2(T^2)} \frac{(fL^2)^2}{LT} + \frac{11}{12} \frac{(fL^2)^2}{LT} \log \frac{1}{L^2 T^2} + C(fL^2, Q_\mu, LT), \quad (50)$$

where the function C is defined in eq. (76) of appendix B. In the following we will separately discuss the cases of purely spatial (magnetic) twist \mathbf{m} and purely temporal twist \mathbf{k} .

4.1 Spatial twist

For spatial twists $\mathbf{k} = 0$, $\mathbf{m} \neq 0$, which correspond to fat magnetic center vortices, we choose $Q_\mu = (\frac{1}{2}, \frac{1}{2}, \frac{1}{2}, \frac{1}{2})$. In the following table we list the values of the parameter $\mathbf{q} = -\frac{2\pi Q_\lambda}{L_\lambda} \Big|_{\ker(\mathcal{F})}$ needed in the calculation of the function C (76) as well as the limits for LT resulting from inequality (49):

\mathbf{m}	\mathbf{q}	LT
$(1, 0, 0)$	$\frac{\pi}{L}(LT, 1, 0, 0)$	$LT \in \mathbb{R}_+$
$(1, 1, 0)$	$\frac{\pi}{L}(LT, 1, 1, 0)$	$LT > 0.95$
$(1, 1, 1)$	$\frac{\pi}{L}(LT, 1, 1, 1)$	$LT > 1.05$

(51)

In figure 1 the quantity C (76) is plotted as a function of LT for the different values of \mathbf{m} . One observes that C is nearly proportional to the number of twists (more precisely: proportional to $\|\mathbf{m}\|^2$). In figure 2 the free energy is plotted in units of Λ_{QCD} as a function of T/Λ_{QCD} for the different twist configurations, where the torus extension L has been chosen to be $L = 1/\Lambda_{QCD}$. The 1-loop expansion is valid if $T \gg \Lambda_{QCD} = \frac{1}{L}$, i.e. $LT \gg 1$.

For large LT the free energy of thick magnetic center vortices is nearly independent of the temperature T . Hence, these vortices cannot be relevant for the deconfinement phase transition. In fact it is well known that magnetic center vortices (generated here by spatial twists) do not contribute to the confining properties of the theory (i.e. to the temporal string tension). They do, however, contribute to the spatial string tension, which even slightly increases across the deconfinement phase transition. Lattice calculations [8] show that magnetic vortices (measured in a spatial volume at fixed time) do percolate in both the confined and

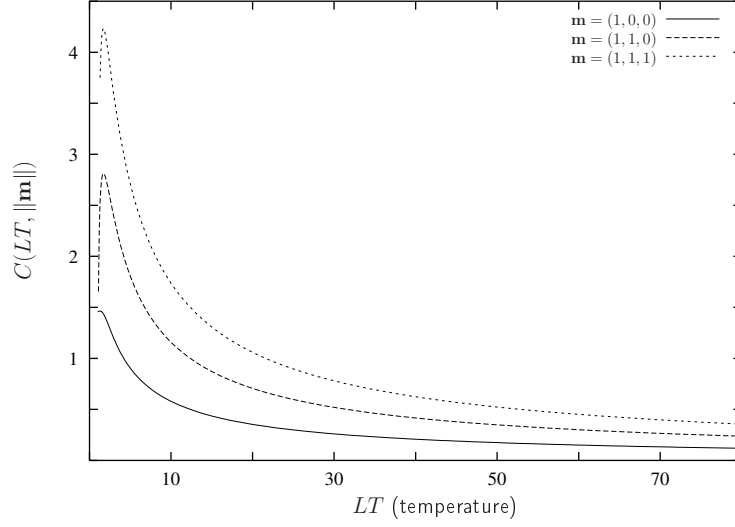


Figure 1: C (76) as a function of LT for different twist vectors.

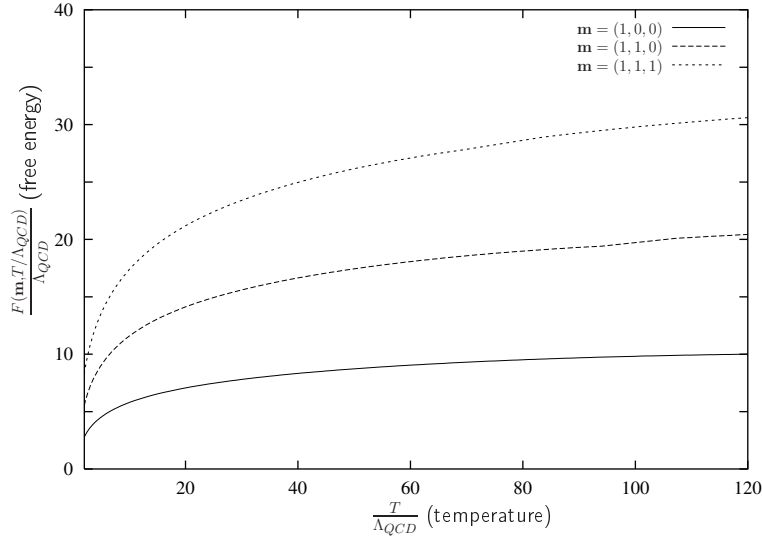


Figure 2: The free energy of thick vortices as a function of temperature.

deconfined phase and thus cannot be used to characterize the deconfinement phase transition.

4.2 Temporal twists

For electric center vortices induced by temporal twists $\mathbf{k} \neq 0$, $\mathbf{m} = 0$ we choose $Q_\mu = (0, 0, \frac{1}{2}, \frac{1}{2})^4$. In the following table the parameter \mathbf{q} necessary for the calculation of the free

⁴Here we have chosen Q_μ differently from the purely spatial twist case since for $\mathbf{k} = (1, 1, 1)$ the vector $Q_\mu = (\frac{1}{2}, \frac{1}{2}, \frac{1}{2}, \frac{1}{2})$ would be in the image of the map \mathcal{F} , see eq. (45), and therefore in this case we would have $\mathbf{q} = 0$.

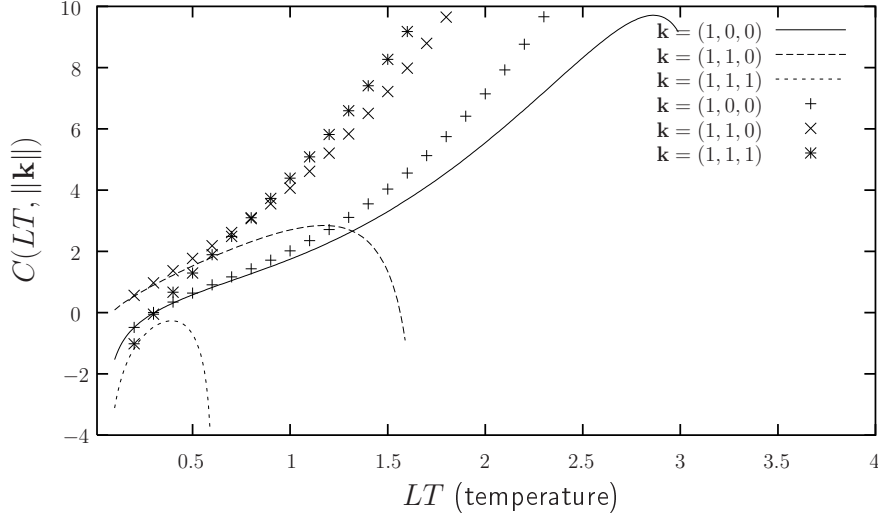


Figure 3: The quantity C (76) as a function of LT for different twist vectors \mathbf{k} . The lines show the function C when all eigenvalues of the fluctuation spectrum are included in the corresponding proper time integral. The graphs plotted with the symbols $(+, \times, *)$ show C when the eigenvalues that become negative with rising temperature are neglected (see text).

energy is listed. We also quote the range of temperature LT (last column) for which all eigenmodes of the fluctuation operator are positive, see (49):

\mathbf{k}	\mathbf{q}	LT
$(1, 0, 0)$	$\frac{\pi}{L}(0, 0, 1, 1)$	$LT < 3.14$
$(1, 1, 0)$	$\frac{\pi}{2L}(0, -1, 1, 2)$	$LT < 1.67$
$(1, 1, 1)$	$\frac{\pi}{3L}(0, -2, 1, 1)$	$LT < 0.60$

(52)

In figure 3 the quantity C defined by eq. (76) which is part of the free energy (50) is plotted as a function of LT for different twists. This quantity (and consequently also the free energy) goes to minus infinity when LT approaches the region where a single eigenvalue of the spectrum of the fluctuations becomes negative. This signals the limit of validity of our calculation. It is easy to see that the convergence condition (49) can not be valid for arbitrarily high temperatures: The twisted boundary conditions enforce a **constant** flux $\|\mathbf{k}\| = fLL_0$ in the plane of the twist, where flux is the product of area and (constant) field strength. Increasing the temperature T , i.e. decreasing the torus extension L_0 , results in an increasing field strength until the inequality (49) is violated.

As can be seen from fig. 3 the free energy of electric center vortices (temporal twist) increases with the temperature TL . Consequently the electric center vortices become less and less important as the temperature increases. This result is consistent with the vanishing of the temporal string tension above the deconfinement phase transition observed in lattice calculations, given the fact that electric center vortices are responsible for the temporal string

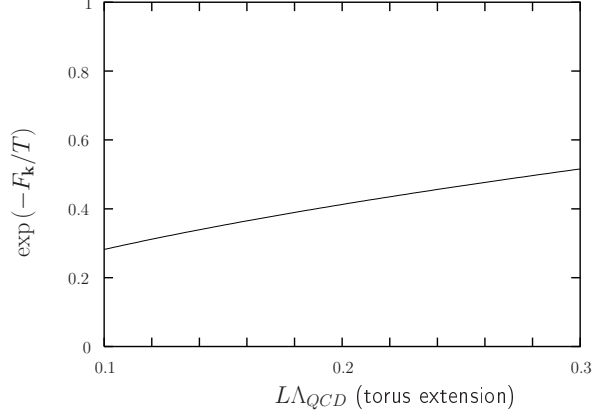


Figure 4: Creation probability of the thick electric vortex as function of the torus extension.

tension.

The points $(+, \times, *)$ in figure 3 show C as a function of T for the different twists when the negative eigenvalues in the spectrum are neglected. The appearance of negative modes signals the infrared instability of the perturbative vacuum. Neglecting the negative eigenvalues the free energy is proportional to T^4 for large T , which corresponds to the *Stefan-Boltzmann-law* of a free Bose gas.

Let us consider the partition function $\mathcal{Z}_{\mathbf{k}}(\mathbf{m} = 0) = \exp(-F_{\mathbf{k}}/T)$ of the temporal twist $\mathbf{k} = (1, 0, 0)$ on a torus with fixed ratio $L/L_0 = LT$ as a function of the temperature T . From eq. (78) one obtains

$$\mathcal{Z}_{\mathbf{k}}(T) = e^{-C(LT)} (LT)^{\frac{11}{6}LT} \left(\frac{T}{\Lambda_{QCD}} \right)^{-\frac{11}{6}LT}, \quad (53)$$

i.e. for large temperature T the partition function $\mathcal{Z}_{\mathbf{k}}$ decreases according to a power law with exponent $-\frac{11}{6}LT$. This is in qualitative agreement with the lattice results of ref. [12]. There the partition function $\mathcal{Z}_{\mathbf{k}}$ has been calculated as a function of T for different lattice geometries (corresponding to different values of LT) and thereby the deconfinement phase transition was identified. Below the critical temperature $\mathcal{Z}_{\mathbf{k}}$ is nearly one. Increasing the temperature $\mathcal{Z}_{\mathbf{k}}$ decreases and above the critical temperature drops to zero as predicted by eq. (53). The larger LT the sharper the drop.

The partition function $\mathcal{Z}_{\mathbf{k}}$ in eq. (53) can also be considered as a function of the torus extension L (with fixed value LT). Figure 4 shows $\mathcal{Z}_{\mathbf{k}}$ as a function⁵ of $L\Lambda_{QCD}$ for $LT = 0.3$. This function can be interpreted as the creation probability of a thick vortex [11]. It monotonically increases with $L\Lambda_{QCD}$. Although the present one-loop calculation is, strictly speaking, reliable only for small L it certainly shows the right tendency of $\mathcal{Z}_{\mathbf{k}}$ for increasing L . Lattice calculations performed by Kovács and Tomboulis [11] show that the center vortex

⁵In the figure L is measured in units of $1/\Lambda_{QCD}$, i.e. with $\Lambda_{QCD} = 600$ MeV the value $L\Lambda_{QCD} = 0.3$ corresponds to $L \approx 0.1$ fm.

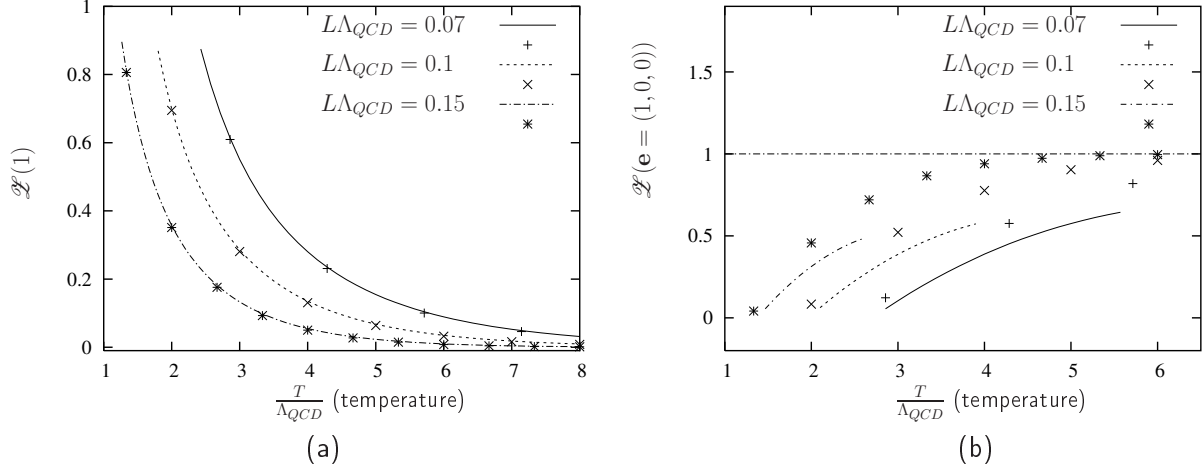


Figure 5: Partition function of (a) temporal twist $\mathbf{k} = (1, 0, 0)$ and (b) electric flux $\mathbf{e} = (1, 0, 0)$ as function of temperature. The full lines give the results under consideration of all eigenvalues. The plots with $+$, \times , $*$ show the results when the negative eigenvalues are neglected as in fig. 3.

creation probability $\mathcal{Z}_{\mathbf{k}} = \exp(-F_{\mathbf{k}}/T)$ approaches one for large L , implying that the Yang-Mills vacuum can be considered as a condensate of thick center vortices.

With the above results at hand we can calculate the free energy of an electric flux \mathbf{e} and the expectation value of the *Polyakov*-loop correlator, see eq. (28). Since the spectrum is invariant under spatial rotations contributions of the twists $\mathbf{k} \in \{(1, 0, 0), (0, 1, 0), (0, 0, 1)\}$ are identical and we will write $\mathcal{Z}_{\mathbf{k}}(\mathbf{m} = 0, L_{\mu}) = \mathcal{Z}(1)$ if $\mathbf{k} \in \{(1, 0, 0), (0, 1, 0), (0, 0, 1)\}$ and $\mathcal{Z}_{\mathbf{k}}(\mathbf{m} = 0, L_{\mu}) = \mathcal{Z}(2)$ for $\mathbf{k} \in \{(1, 1, 0), (0, 1, 1), (1, 0, 1)\}$ and $\mathcal{Z}_{\mathbf{k}}(\mathbf{m} = 0, L_{\mu}) = \mathcal{Z}(3)$ for $\mathbf{k} = (1, 1, 1)$. The partition function for the electric flux $\mathbf{e} = (1, 0, 0)$ is given by

$$\mathcal{Z}(\mathbf{e}, \mathbf{m} = 0, L_{\mu}) = e^{-\beta F(\mathbf{e}, \mathbf{m} = 0, L_{\mu})} = \frac{1 + \mathcal{Z}(1) - \mathcal{Z}(2) - \mathcal{Z}(3)}{1 + 3\mathcal{Z}(1) + 3\mathcal{Z}(2) + \mathcal{Z}(3)}. \quad (54)$$

In figure 5 the temperature dependences of $\mathcal{Z}(1)$ (a) and $\mathcal{Z}(\mathbf{e} = (1, 0, 0))$ (b) are plotted for different values of $L\Lambda_{QCD}$. Obviously, $\mathcal{Z}(1)$ as a function of T decreases with increasing temperature T and for larger L it becomes steeper at low temperatures T . In the range of temperature, where our calculation is valid, one observes a dual behaviour between $\mathcal{Z}(\mathbf{e})$ and $\mathcal{Z}(1)$. This is expected since $\mathcal{Z}(\mathbf{e})$ emerges from $\mathcal{Z}(i)$, $i = 1, 2, 3$ through a $Z(2)$ Fourier transform. Qualitatively, the same dual behaviour is observed in the lattice calculation [12]. Unfortunately, the perturbative ansatz has the problem that the one-loop approximation is valid for high temperatures. On the other hand for the calculation of $\mathcal{Z}(\mathbf{e})$ all possible twists \mathbf{k} are needed - and especially $\mathcal{Z}(3)$ is known only for $T/\Lambda_{QCD} < 0.6/(L\Lambda_{QCD})$. Therefore, $\mathcal{Z}(\mathbf{e})$ can hardly be considered in the scope of the one-loop approximation.

5 Conclusions

In this paper we have carried out a one loop calculation of the free energy of fat center vortices in $SU(2)$ Yang-Mills theory as function of the temperature. The fat center vortices were induced by imposing twisted boundary conditions to the gauge field defined on a four-torus. These boundary conditions, in turn, were realized by Abelian background fields which describe fat center vortices whose flux is homogeneously distributed over the whole 4-torus. Accordingly the fluctuations around the Abelian background fields have to satisfy quasi periodic boundary conditions. For arbitrary combinations of electric and magnetic center flux, i.e. for arbitrary twist, negative eigenmodes of the fluctuations appear. Such modes can be avoided for purely spatial or purely temporal twists. In the case of purely spatial twist the free energy is nearly independent of the temperature in agreement with lattice results [12]. More interesting is the case of purely temporal twist. Unfortunately in this case the range of validity of our calculations is rather restricted: for low temperatures the perturbative ansatz is not valid while for high temperatures negative modes appear in the fluctuation spectrum. But nevertheless in the range of validity of the present calculation our results are in qualitative agreement with the lattice results given in [12]. Furthermore, the creation probability of a thick vortex in dependence on the torus extension L has been calculated and is in agreement with the lattice results given in [11].

To summarize we have been able to (at least qualitatively) reproduce the lattice results obtained in refs. [12, 11] by an one-loop calculation in continuum Yang-Mills theory.

6 Acknowledgments

The authors are grateful to L. v. Smekal and K. Langfeld for helpful discussions. This work has been supported by the Deutsche Forschungsgemeinschaft under grant DFG-Re 856/4-2.

A Spectrum of the fluctuation operators M_{n1} and M_{n2}

As pointed out in section 3.2 the operator M_n , see eq. (43), can be written as the sum

$$M_n = M_n|_{\text{im}(\mathcal{F})} + M_n|_{\text{ker}(\mathcal{F})} .$$

In the operator $M_n|_{\text{im}(\mathcal{F})}$ the constant term $\frac{2\pi Q_\lambda}{L_\lambda}$ can be absorbed in a constant shift y_μ of x_μ :

$$\frac{2\pi Q_\lambda}{L_\lambda}|_{\text{im}(\mathcal{F})} = \pi \mathcal{F}_{\lambda\nu} y_\nu .$$

The spectrum and the eigenfunctions of the operators

$$M_n|_{\text{im}(\mathcal{F})} = \left(\frac{1}{i} \partial_\lambda - \pi \mathcal{F}_{\lambda\nu} (x_\nu - y_\nu) \right)^2 \Big|_{\text{im}(\mathcal{F})} \quad \text{and} \quad (M_n|_{\text{im}(\mathcal{F})} \delta^{\mu\nu} - 4\pi i \mathcal{F}^{\mu\nu}) \Big|_{\text{im}(\mathcal{F})}$$

have been calculated in [16]. In table 3 we quote the result for the spectrum, where we have

operator	eigenvalue	degeneracy	parameter
$M_n _{\text{im}(\mathcal{F})}$	$2\pi f(2m+1)$	$2\tilde{e}$	$m = 0, 1, 2, \dots$
$(M_n _{\text{im}(\mathcal{F})} \delta^{\mu\nu} - 4\pi i \mathcal{F}^{\mu\nu}) \Big _{\text{im}(\mathcal{F})}$	$-2\pi f$	$2\tilde{e}$	$m = 1, 2, 3, \dots$
	$2\pi f$	$6\tilde{e}$	
	$2\pi f(2m+1)$	$8\tilde{e}$	

Table 3: Spectrum of $M_n|_{\text{im}(\mathcal{F})}$ and $(M_n|_{\text{im}(\mathcal{F})} \delta^{\mu\nu} - 4\pi i \mathcal{F}^{\mu\nu}) \Big|_{\text{im}(\mathcal{F})}$.

introduced the number

$$f = \frac{\|\mathbf{m}\|}{L^2} + \frac{\|\mathbf{k}\|}{LL_0} \quad (55)$$

and the integer \tilde{e} which is the greatest common divisor of the integers $\mathbf{m}_1, \mathbf{m}_2, \mathbf{m}_3, \mathbf{k}_1, \mathbf{k}_2, \mathbf{k}_3$:

$$\tilde{e} = \text{gcd}(\mathbf{m}_1, \mathbf{m}_2, \mathbf{m}_3, \mathbf{k}_1, \mathbf{k}_2, \mathbf{k}_3). \quad (56)$$

Note we have chosen $L_1 = L_2 = L_3 = L$ and restricted ourselves to either $\mathbf{m} = 0$ or $\mathbf{k} = 0$.

The eigenfunctions of $M_n|_{\text{ker}(\mathcal{F})}$ are given by plane waves $\exp(-ip_\mu x_\mu)$. To get its eigenvalues one has to analyze the periodicity properties of the functions $c_\mu(x)$ on the space $\text{ker}(\mathcal{F})$, or more precisely on $\mathcal{L}|_{\text{ker}(\mathcal{F})} = \mathcal{L} \cap \text{ker}(\mathcal{F})$ which is a planar Bravais lattice. Let the lattice $\mathcal{L}|_{\text{ker}(\mathcal{F})}$ be generated by the two vectors $\{\tilde{\mathbf{a}}_1, \tilde{\mathbf{a}}_2\}$ (which cannot be chosen orthogonally in general). From eq. (35) one obtains

$$c_\lambda(x + l_1 \tilde{\mathbf{a}}_1 + l_2 \tilde{\mathbf{a}}_2) = \exp\left(i\pi \sum_{j=1}^2 l_j^2 n_j\right) c_\lambda(x), \quad (57)$$

where $n_j = \sum_{\mu < \nu} (\tilde{\mathbf{a}}_j)_\mu n_{\mu\nu} (\tilde{\mathbf{a}}_j)_\nu$. If n_j is an odd number the function c_λ is antiperiodic under a shift by $\tilde{\mathbf{a}}_j$, otherwise it is periodic. The possible momentum vectors can be written down in terms of the basis vectors $\{\tilde{\mathbf{b}}_1, \tilde{\mathbf{b}}_2\}$ of the inverse lattice:

$$\mathbf{p}(k, l) = (k + \Delta_1) \tilde{\mathbf{b}}_1 + (l + \Delta_2) \tilde{\mathbf{b}}_2, \quad k, l \in \mathbb{Z}, \quad (58)$$

where $\Delta_j = 0$ if n_j is even and $\Delta_j = 1/2$ if n_j is odd and the basis vectors $\tilde{\mathbf{b}}_j$ of the inverse

lattice are defined by the relation

$$\tilde{\mathbf{a}}_i \cdot \tilde{\mathbf{b}}_j = 2\pi\delta_{ij}. \quad (59)$$

For given twist vector \mathbf{m} or \mathbf{k} , resp., it is straightforward to calculate the vectors $\tilde{\mathbf{a}}_j$ and $\tilde{\mathbf{b}}_j$. The results are summarized in table 4. The eigenvalues of the operator $M_n|_{\ker(\mathcal{F})}$ in terms

$\mathbf{k} = 0 :$						
\mathbf{m}	$\tilde{\mathbf{a}}_1$	$\tilde{\mathbf{a}}_2$	$\tilde{\mathbf{b}}_1$	$\tilde{\mathbf{b}}_2$	Δ_1	Δ_2
$(1, 0, 0)$	$(L_0, 0, 0, 0)$	$(0, L, 0, 0)$	$\frac{2\pi}{L_0}(1, 0, 0, 0)$	$\frac{2\pi}{L}(0, 1, 0, 0)$	0	0
$(1, 1, 0)$	$(L_0, 0, 0, 0)$	$(0, L, L, 0)$	$\frac{2\pi}{L_0}(1, 0, 0, 0)$	$\frac{2\pi}{2L}(0, 1, 1, 0)$	0	0
$(1, 1, 1)$	$(L_0, 0, 0, 0)$	$(0, L, L, L)$	$\frac{2\pi}{L_0}(1, 0, 0, 0)$	$\frac{2\pi}{3L}(0, 1, 1, 1)$	0	1/2
$\mathbf{m} = 0 :$						
\mathbf{k}	$\tilde{\mathbf{a}}_1$	$\tilde{\mathbf{a}}_2$	$\tilde{\mathbf{b}}_1$	$\tilde{\mathbf{b}}_2$	Δ_1	Δ_2
$(1, 0, 0)$	$(0, 0, L, 0)$	$(0, 0, 0, L)$	$\frac{2\pi}{L}(0, 0, 1, 0)$	$\frac{2\pi}{L}(0, 0, 0, 1)$	0	0
$(1, 1, 0)$	$(0, 0, 0, L)$	$(0, L, -L, 0)$	$\frac{2\pi}{L}(0, 0, 0, 1)$	$\frac{\pi}{L}(0, 1, -1, 0)$	0	0
$(1, 1, 1)$	$(0, -L, L, 0)$	$(0, 0, -L, L)$	$\frac{2\pi}{3L}(0, -2, 1, 1)$	$\frac{2\pi}{3L}(0, -1, -1, 2)$	0	0

Table 4: Generating vectors of $\mathcal{L}|_{\ker(\mathcal{F})}$ and its dual lattice.

of $\tilde{\mathbf{b}}_j$, Δ_j and Q_λ read:

$$\lambda_{(k,l)} = \left((k + \Delta_1)\tilde{\mathbf{b}}_1 + (l + \Delta_2)\tilde{\mathbf{b}}_2 + \frac{2\pi Q_\lambda}{L_\lambda} \Big|_{\ker(\mathcal{F})} \right)^2, \quad k, l \in \mathbb{Z}.$$

B Free energy

To evaluate the proper time integral (48) we start with the simplest case of zero twist $n_{\mu\nu} = 0$. The corresponding eigenvalues are given in eqs. (46,47). Corresponding to the different types of eigenvalues we will split the proper time integral $\log \det M_A^{\mu\nu}(n_{\mu\nu} = 0) = I_1 + I_2$, where I_1 and I_2 contain all eigenvalues from equations (46) and (47), respectively:

$$I_1 = -4 \int_{\frac{1}{\Lambda^2}}^{\infty} \frac{d\tau}{\tau} \sum_{l \in \mathbb{Z}^4 \setminus \{0\}} \exp \left(-\tau \sum_{\mu=0}^3 \left(\frac{2\pi l_\mu}{L_\mu} \right)^2 \right), \quad (60)$$

$$I_2 = -8 \int_{\frac{1}{\Lambda^2}}^{\infty} \frac{d\tau}{\tau} \sum_{l \in \mathbb{Z}^4} \exp \left(-\tau \sum_{\mu=0}^3 \left(\frac{2\pi(l_\mu - Q_\mu)}{L_\mu} \right)^2 \right). \quad (61)$$

Under a suitable choice of Q_μ all eigenvalues in I_2 are positive. Using the definition of the theta function

$$\theta(z, t) = \sum_{n \in \mathbb{Z}} \exp(\pi i n^2 t + 2\pi i n z), \quad \text{Im } t > 0, z \in \mathbb{C}, \quad (62)$$

and substituting τ by $\frac{4\pi}{L^2}\tau$ one obtains

$$-\log \det M_A(n=0) = -I_1 - I_2 = \int_{\frac{4\pi}{L^2\Lambda^2}}^{\infty} \frac{d\tau}{\tau} \left[4 \left[\prod_{\mu} \theta \left(0, i \frac{\tau}{\pi} \left(\frac{2\pi}{L_{\mu}} \right)^2 \right) - 1 \right] + 8\Theta(\tau) \right], \quad (63)$$

where we have introduced the function

$$\Theta(\tau) := \prod_{\mu} \theta \left(-i\tau \left(\frac{L}{L_{\mu}} \right)^2 Q_{\mu}, i\tau \left(\frac{L}{L_{\mu}} \right)^2 \right) e^{-\tau \pi \left(\frac{L}{L_{\mu}} \right)^2 Q_{\mu}^2}. \quad (64)$$

For non-zero twist ($n_{\mu\nu} \neq 0$) the calculations are done in an analogous fashion. One finds

$$\log \det M_A^{\mu\nu}(n_{\mu\nu} \neq 0) = I_1 + I_3, \quad (65)$$

where I_1 is defined by eq. (60) and contains all the eigenvalues given in the lowest line of table (1), and

$$I_3 = -2 \int_{\frac{4\pi}{L^2\Lambda^2}}^{\infty} \frac{d\tau}{\tau} \left[\tilde{e} \frac{e^{-2fL^2\tau} + 2e^{-fL^2\tau} + 1}{(1 - e^{-fL^2\tau})} e^{\frac{1}{2}fL^2\tau} \sum_{k,l \in \mathbb{Z}} e^{-\frac{\tau L^2}{4\pi} (\mathbf{p}(k,l) - \mathbf{q})^2} \right] \quad (66)$$

and

$$\log \frac{\det M_A(n)}{\det M_A(n=0)} = I_3 + 8 \int_{\frac{4\pi}{L^2\Lambda^2}}^{\infty} \frac{d\tau}{\tau} \Theta(\tau). \quad (67)$$

In a similarly way one obtains for the determinant of M_{gh} :

$$\log \frac{\det M_{gh}(n)}{\det M_{gh}(n=0)} = -2 \int_{\frac{4\pi}{L^2\Lambda^2}}^{\infty} \frac{d\tau}{\tau} \left[\tilde{e} \frac{e^{-\frac{1}{2}fL^2\tau}}{(1 - e^{-fL^2\tau})} \sum_{k,l \in \mathbb{Z}} e^{-\tau \frac{L^2}{4\pi} (\mathbf{p}(k,l) - \mathbf{q})^2} - \Theta(\tau) \right]. \quad (68)$$

The free energy

$$F_{\mathbf{k}}(\mathbf{m}) = -T \log \mathcal{Z}_{\mathbf{k}}(\mathbf{m}) \quad (69)$$

then becomes

$$\frac{F_{\mathbf{k}}(\mathbf{m})}{T} = - \left(-S_0 - \frac{1}{2} \log \det \tilde{M}_A^{\mu\nu} + \log \det \tilde{M}_{gh} \right) \quad (70)$$

$$= \frac{2\pi^2}{g^2} \frac{(fL^2)^2}{LT} - \int_{\frac{4\pi}{L^2\Lambda^2}}^{\infty} \frac{d\tau}{\tau} I(\tau), \quad (71)$$

where we have introduced the abbreviation

$$I(\tau) = \left[\tilde{e} \frac{e^{-2fL^2\tau} + 1}{(1 - e^{-fL^2\tau})} e^{\frac{1}{2}fL^2\tau} \sum_{k,l \in \mathbb{Z}} e^{-\tau \frac{L^2}{4\pi} (\mathbf{p}(k,l) - \mathbf{q})^2} - 2\Theta(\tau) \right]. \quad (72)$$

The function $I(\tau)$ is regular at $\tau = 0$

$$I(\tau = 0) = \frac{11}{12} \frac{(fL^2)^2}{LT}$$

so that the ultraviolet singularity in the proper time integral can be easily identified by writing

$$\int_{\frac{4\pi}{L^2\Lambda^2}}^{\infty} \frac{d\tau}{\tau} I(\tau) = \int_{\tau_{min}}^{\infty} \frac{d\tau}{\tau} I(\tau) + I(0) \left(\log \frac{\tau_{min}}{4\pi} + \log L^2\Lambda^2 \right) + \int_{\frac{4\pi}{L^2\Lambda^2}}^{\tau_{min}} \frac{d\tau}{\tau} (I(\tau) - I(0)), \quad (73)$$

where we introduced some small but finite $\tau_{min} > 0$. The integrals on the r.h.s. are finite and $\log L^2\Lambda^2$ is the familiar logarithmic singularity. As usual this singularity is absorbed into the renormalized coupling constant defined at some energy scale μ

$$\frac{1}{g_R^2(\mu^2)} := \frac{1}{g^2} + \frac{11}{24\pi^2} \log \frac{\mu^2}{\Lambda^2}. \quad (74)$$

In the present context it is convenient to identify this scale with the temperature $\mu = T$. Inserting eq. (73) into eq. (70) the free energy in terms of the renormalized coupling constant (74) becomes

$$\frac{F_{\mathbf{k}}(\mathbf{m}, LT)}{T} = \frac{2\pi^2}{g_R^2(T^2)} \frac{(fL^2)^2}{LT} + \frac{11}{12} \frac{(fL^2)^2}{LT} \log \frac{1}{L^2T^2} + C(fL^2, Q_\mu, LT), \quad (75)$$

where we have introduced the function

$$C = -\frac{11}{12} \frac{(fL^2)^2}{LT} \log \frac{\tau_{min}}{4\pi} - \int_{\tau_{min}}^{\infty} \frac{d\tau}{\tau} I(\tau) - \int_0^{\tau_{min}} \frac{d\tau}{\tau} [I(\tau) - I(0)] \quad (76)$$

which is independent of τ_{min} and can be determined numerically with very high precision. The function $I(\tau)$ is defined in eq. (72).

Introducing the parameter Λ_{QCD} by

$$\frac{1}{g_R^2(T^2)} := \frac{11}{12\pi^2} \log \frac{T}{\Lambda_{QCD}} \quad (77)$$

we obtain for the free energy in terms of Λ_{QCD} :

$$\frac{F_{\mathbf{k}}(\mathbf{m}, LT)}{T} = -\frac{11}{6} \frac{(fL^2)^2}{LT} \log(L\Lambda_{QCD}) + C(fL^2, Q_\mu, LT). \quad (78)$$

References

- [1] G. 't Hooft. *Nucl. Phys.*, B138:1, 1978.
- [2] G. Mack and V. B. Petkova. *Ann. Phys.*, 123:442, 1979.
- [3] J. Greensite. *Prog. Part. Nucl. Phys.*, 51:1, 2003.
- [4] L. Del Debbio, M. Faber, J. Greensite, and S. Olejnik. *Phys. Rev.*, D55:2298–2306, 1997.
- [5] Ph. de Forcrand and M. D’Elia. *Phys. Rev. Lett.*, 82:4582–4585, 1999.
- [6] J. Gattnar, K. Langfeld, and H. Reinhardt. *Phys. Rev. Lett.*, 93:061601, 2004.
- [7] J. Greensite, S. Olejnik, and D. Zwanziger. *Phys. Rev.*, D69:074506, 2004.
- [8] M. Engelhardt, K. Langfeld, H. Reinhardt, and O. Tennert. *Phys. Rev.*, D61:054504, 2000.
- [9] M. Engelhardt and H. Reinhardt. *Nucl. Phys.*, B567:249, 2000.
- [10] H. Reinhardt. *Nucl. Phys.*, B628:133–166, 2002.
- [11] T. G. Kovacs and E. T. Tomboulis. *Phys. Rev. Lett.*, 85:704–707, 2000.
- [12] Ph. de Forcrand, M. D’Elia and M. Pepe. *Phys. Rev. Lett.*, 86:1438, 2001.
 Ph. de Forcrand and L. von Smekal. *Nucl. Phys. Proc. Suppl.*, 106:619–621, 2002.
 Ph. de Forcrand and L. von Smekal. *Phys. Rev.*, D66:011504, 2002.
 L. von Smekal and Ph. de Forcrand. *Nucl. Phys. Proc. Suppl.*, 119:655–657, 2003.
- [13] G. 't Hooft. *Nucl. Phys.*, B138:1, 1978.
- [14] H. Reinhardt. *Phys. Lett.*, B557:317–323, 2003.
- [15] J. D. Lange, M. Engelhardt, and H. Reinhardt. *Phys. Rev.*, D68:025001, 2003.
- [16] P. van Baal. *Commun. Math. Phys.*, 94:397–419, 1984.
- [17] M. Garcia Perez and P. van Baal. *Nucl. Phys.*, B429:451–474, 1994.
 P. van Baal. *Nucl. Phys. B Proc. Suppl.*, 47:326–329, 1996.
- [18] P. van Baal. *Commun. Math. Phys.*, 85:529–547, 1982.
- [19] G. 't Hooft. *Nucl. Phys.*, B153:141–160, 1979.
- [20] A. M. Polyakov. *Phys. Lett.*, B59:82–84, 1975.

- [21] H. Reinhardt. *Nucl. Phys.*, B503:505–529, 1997.
- [22] B. Svetitsky. *Phys. Rept.*, 132:1–53, 1986.