

Cosmology as Relativistic Particle Mechanics: From Big Crunch to Big Bang

J.G. Russo^{*}, P.K. Townsend^{*,†}

^{*} Institució Catalana de Recerca i Estudis Avançats,
Departament ECM, Facultat de Física,
Universitat de Barcelona, Diagonal 647,
E-08028 Barcelona, Spain.

[†] Department of Applied Mathematics and Theoretical Physics
Centre for Mathematical Sciences, University of Cambridge
Wilberforce Road, Cambridge, CB3 0WA, UK.

ABSTRACT

Cosmological solutions of gravity coupled to scalar fields, with arbitrary scalar potential, were recently shown to be geodesics in an appropriately augmented, and conformally rescaled, target space. Here we obtain these geodesics as solutions of the Euler-Lagrange equations of a relativistic particle action. As an application, we find some exact (flat and curved) cosmologies for models with N scalar fields taking values in a hyperbolic target space for which the augmented target space is a Milne universe. The singularities of these cosmologies correspond to points at which the particle trajectory crosses the Milne horizon, suggesting a novel resolution of them, which we explore via the Wheeler-deWitt equation.

1 Introduction

The general (low-energy) Lagrangian for d -dimensional gravity coupled to N scalar fields ϕ^α taking values in a target space with (positive definite) metric $G_{\alpha\beta}$ is

$$L = \sqrt{-g} \left(\frac{1}{4} R - \frac{1}{2} G_{\alpha\beta}(\phi) \partial\phi^\alpha \cdot \partial\phi^\beta - V(\phi) \right), \quad (1.1)$$

where V is a potential energy function on the target space. Here we discuss cosmological solutions of the equations of motion of this model. Assuming homogeneity and isotropy, spacetime coordinates can be found such that the spacetime metric takes the FLRW form

$$ds^2 = -dt^2 + S^2(t) d\Sigma_k^2, \quad (1.2)$$

where $S(t)$ is the (positive) scale factor and Σ_k represents the $(d-1)$ -dimensional spatial sections of constant curvature k , which we normalize so that $k = 0, \pm 1$. Note that

$$\sqrt{-g} = \eta \text{vol}_k \quad \eta := S^{d-1}, \quad (1.3)$$

where vol_k is the normalized volume element of a spatial section. Homogeneity and isotropy also imply that the scalar fields are functions only of time. Thus, a cosmological solution is a trajectory in an ‘augmented target space’ (alias mini-superspace) parametrized by $N + 1$ coordinates, which can be chosen to be $\Phi^\mu = (\eta, \phi^\alpha)$. For $V = 0$ and $k = 0$ it has long been appreciated [1] that the trajectories in this space are null geodesics with respect to the Lorentzian signature metric¹

$$G_{\mu\nu} d\Phi^\mu d\Phi^\nu = -\alpha_h^{-2} \left(\frac{d\eta}{\eta} \right)^2 + G_{\alpha\beta} d\phi^\alpha d\phi^\beta, \quad (1.4)$$

where α_h is the ‘hypercritical’ coupling constant, the general significance of which was explained in [2] and which in our conventions takes the numerical value

$$\alpha_h = \sqrt{\frac{2(d-1)}{d-2}}. \quad (1.5)$$

It was shown in [2] that $k = 0$ trajectories for non-zero V are *also* geodesics in the augmented target space, but with respect to the conformally rescaled metric

$$\tilde{G}_{\mu\nu} = \Omega^2 G_{\mu\nu}, \quad 2\Omega^2 = \begin{cases} \eta^2 |V| & V \neq 0 \\ \eta^2 & V = 0. \end{cases} \quad (1.6)$$

The geodesic is timelike if $V > 0$, spacelike if $V < 0$ and null if $V = 0$.

In effect, the results just summarized reduce the study of (homogeneous and isotropic) cosmological solutions with $k = 0$ to free particle mechanics! Here we show that how this result may be recovered from an effective relativistic point particle Lagrangian, in which the Friedmann constraint arises as a mass-shell constraint. As an application, we consider the case of N scalar fields taking values in a hyperbolic

¹Note that this is Minkowski space if the scalar field target space is flat.

target space. It turns out that for a particular radius of this target space the metric on the augmented target space with respect to which the cosmological trajectories are geodesics is the metric of the Milne universe. As this is just a region of Minkowski space, the geodesics are just straight lines. This observation generalizes a similar point made in an article on $(2 + 1)$ -dimensional gravity that appeared during the completion of this paper [3].

Cosmologies with $k \neq 0$ were interpreted in [2] as projections of geodesics from a ‘doubly-augmented’ target space of dimension $N + 2$. For $k = -1$ this reformulation is particularly attractive because in this case the ‘doubly-augmented’ target space has Lorentzian signature, so we again have a model of relativistic particle mechanics, albeit in one higher dimension. The projection of [2] in this context is shown to be equivalent to a Scherk-Schwarz dimensional reduction. Formally, the same applies to $k = 1$ cosmologies but the extra dimension in this case is timelike.

An alternative formulation of $k = \pm 1$ cosmologies as geodesics, which we explain here, attributes the effect of the spatial curvature to an additional term in an *effective* potential, to which the $k = 0$ methods may then be applied. This is particularly simple when $V = 0$. Moreover if one additionally supposes that the target space is a hyperbolic space of a particular radius (which happens to differ from the radius implicit in our discussion above of $k = 0$ cosmologies) then the metric with respect to which cosmological trajectories are geodesics is again the Milne metric, and the cosmological geodesic trajectories are again straight lines.

The ubiquity of the Milne metric for gravity/scalar models with hyperbolic target spaces is remarkable (and goes beyond the particular cases discussed here). Perhaps the most important aspect of this is the insight it gives into the nature of cosmological singularities (of these models, at least). Indeed, it suggests how a big crunch singularity might be resolved, leading to a subsequent re-expanding phase, as has often been suggested in the past. We explore this possibility in the context of the Wheeler-deWitt equation of quantum cosmology, which is just the wave-equation of the associated relativistic particle.

2 Flat cosmologies from particle mechanics

Consider the time-reparametrization invariant particle Lagrangian

$$L = p_\mu \dot{\Phi}^\mu - \frac{1}{2}e \left(\eta^{-2} G^{\mu\nu} p_\mu p_\nu + 2V \right), \quad (2.7)$$

where e is the ‘einbein’, or lapse function, that is (in this context) a Lagrange multiplier for a ‘mass-shell’ constraint. The overdot indicates differentiation with respect to an arbitrary time parameter which can be related to the FLRW time t only after a choice of gauge has been made. Comparison of the potential term in this effective particle Lagrangian with its appearance in the original Lagrangian (1.1) shows that e is essentially the spacetime volume density $\sqrt{-g}$. From (1.3) we see, for $k = 0$ universes in standard FLRW coordinates, that $\sqrt{-g} = \eta$. It follows that the choice of FLRW time t corresponds to the gauge choice $e = \eta$ in the effective particle Lagrangian.

However, let us now consider the alternative gauge choice

$$e^{-1} = 2\eta^{-2}\Omega^2 = \begin{cases} |V| & V \neq 0 \\ 1 & V = 0 \end{cases}. \quad (2.8)$$

This gauge choice corresponds to a choice of time variable τ that is related to the FLRW time t by²

$$d\tau = 2\eta^{-1}\Omega^2 dt. \quad (2.9)$$

For non-constant V this defines τ very implicitly because V depends on t through its dependence on the scalar fields, and *their* time-dependence is itself dependent on the cosmological trajectory. However, the equations of motion are very simple in this gauge. The momentum variables can be solved to yield

$$p_\mu = 2\tilde{G}_{\mu\nu}\dot{\Phi}^\nu, \quad (2.10)$$

and the Lagrangian then becomes

$$L = \tilde{G}_{\mu\nu}\dot{\Phi}^\mu\dot{\Phi}^\nu. \quad (2.11)$$

Solutions $\Phi(t)$ of the Euler-Lagrange equations are affinely-parametrized geodesics in the metric \tilde{G} , while the mass-shell constraint is equivalent to

$$\tilde{G}_{\mu\nu}\dot{\Phi}^\mu\dot{\Phi}^\nu = \begin{cases} -\text{sign } V & V \neq 0 \\ 0 & V = 0. \end{cases} \quad (2.12)$$

These are precisely the equations shown in [2] to correspond to $k = 0$ cosmologies in an affine time variable τ that is related to the FLRW time t by (2.9).

3 Hyperbolic sigma model cosmology

We now consider the special case of a hyperbolic target space. Specifically, we take the target space metric to be

$$G_{\alpha\beta} d\phi^\alpha d\phi^\beta = \frac{1}{\alpha_h^2} \left[\frac{1}{\varphi^2} (d\varphi^2 + |d\vec{\psi}|^2) \right]. \quad (3.13)$$

We will also consider the case of non-zero but constant V , in which case we may set

$$V = \pm 2\alpha_h^2 m^2 \quad (3.14)$$

for some constant m^2 . In this case

$$\Omega^2 = \alpha_h^2 m^2 \eta^2, \quad (3.15)$$

and hence

$$\tilde{G}_{\mu\nu} d\Phi^\mu d\Phi^\nu = m^2 \left[-d\eta^2 + \frac{\eta^2}{\varphi^2} (d\varphi^2 + |d\vec{\psi}|^2) \right]. \quad (3.16)$$

²What we call τ here was called \hat{t} in [2].

This is the Milne metric on Minkowski spacetime. In terms of the new coordinates (u, v, \vec{x}) defined by

$$u = \frac{\eta}{\varphi}, \quad v = \eta\varphi + \frac{\eta|\vec{\psi}|^2}{\varphi}, \quad \vec{x} = \frac{\eta\vec{\psi}}{\varphi}, \quad (3.17)$$

or, equivalently,

$$\eta = \sqrt{uv - \vec{x}^2}, \quad \varphi = u^{-1}\sqrt{uv - \vec{x}^2}, \quad \vec{\psi} = \frac{\vec{x}}{u}, \quad (3.18)$$

one finds that

$$\tilde{G}_{\mu\nu} d\Phi^\mu d\Phi^\nu = m^2 [-dudv + |d\vec{x}|^2] = m^2 \eta_{\mu\nu} dX^\mu dX^\nu, \quad (3.19)$$

where X^μ are standard cartesian coordinates ($2X^0 = v + u$, $2X^1 = v - u$) and $\eta_{\mu\nu}$ is the standard Minkowski metric in these coordinates. By a choice of origin for the affine parameter τ , any geodesic in this space can be written as

$$X^\mu = \frac{1}{m^2} \eta^{\mu\nu} p_\nu \tau + b^\mu, \quad (p \cdot b = 0) \quad (3.20)$$

for constant mutually orthogonal $(N + 1)$ -vectors p and b . The mass-shell (alias Friedmann) constraint is

$$p^2 \pm m^2 = 0, \quad (3.21)$$

which implies that we have a tachyon, and hence spacelike geodesics³, for $V < 0$. Note that

$$\eta = \sqrt{-X^2} = \frac{1}{m} \sqrt{-m^2 b^2 \pm \tau^2}. \quad (3.22)$$

The affine parameter τ is related to the FLRW time t by

$$d\tau = |V|\eta dt. \quad (3.23)$$

To complete the possibilities for constant V in this model, we may consider $V = 0$. One again has a straight-line geodesic in the Minkowski coordinates:

$$X^\mu = p^\mu \tau + b^\mu, \quad (p^2 = 0) \quad (3.24)$$

but we may no longer assume that $p \cdot b$ is zero. In fact it must be non-zero because if were zero then reality and positivity of η would imply that b is timelike, but a timelike vector cannot be orthogonal to a null vector. In addition, we now have

$$d\tau = \eta dt. \quad (3.25)$$

To determine the solution in each case as a function of the FLRW time t , we have only to integrate the relation for $d\tau$ in terms of dt . We consider in turn the three cases: $V > 0$, $V < 0$ and $V = 0$.

³It might appear strange that for $V < 0$ we would appear to be parametrizing a spacelike geodesic by a *time* parameter τ . However, one must remember that τ has an interpretation as time in a different space to the space in which it parametrizes a geodesic.

- $V > 0$. In this case p is timelike, so $b^2 \geq 0$ (with equality iff $b^\mu = 0$) and

$$\frac{d\tau}{\sqrt{\tau^2 - m^2 b^2}} = \frac{V}{m} dt. \quad (3.26)$$

Integration yields

$$\tau = \begin{cases} m e^{Vt/m} & b = 0 \\ m |b| \cosh(Vt/m) & b \neq 0, \end{cases} \quad (3.27)$$

and hence

$$\eta = \begin{cases} e^{Vt/m} & b = 0 \\ |b| \sinh(Vt/m) & b \neq 0. \end{cases} \quad (3.28)$$

For $b = 0$ we have the de-Sitter universe (as a flat FLRW universe). For $b \neq 0$ we have a universe that begins with a big bang singularity at $t = 0$ and then approaches a de Sitter universe at late times. The singularity corresponds to the point at which the geodesic crosses the Milne horizon, as shown in Fig 1.

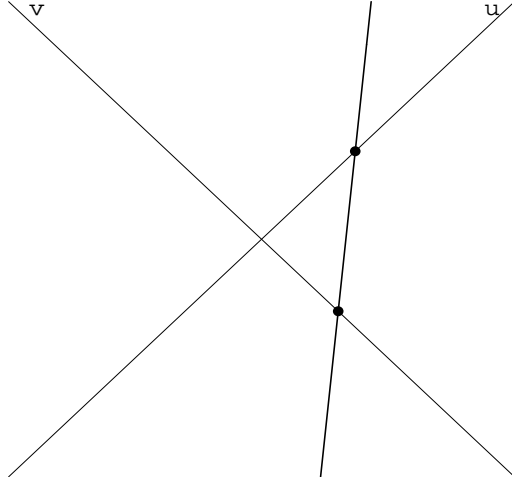


Figure 1: Geodesic for $V > 0$. It describes an expanding universe in the region $u > 0, v > 0$ with the singularity being at the point where the geodesic intersects the horizon $v = 0$.

To complete the solution, we give the t -dependence of the scalar fields. For $b = 0$ they are constant, and for non-zero b they are

$$\varphi = \frac{\sinh(Vt/m)}{\frac{p^u}{m} \cosh(Vt/m) + \frac{b^u}{|b|}}, \quad \vec{\psi} = \frac{\frac{\vec{p}}{m} \cosh(Vt/m) + \frac{\vec{b}}{|b|}}{\frac{p^u}{m} \cosh(Vt/m) + \frac{b^u}{|b|}}. \quad (3.29)$$

Note that although the full solution depends on many parameters, the spacetime geometry depends only on $|b|$. In particular, note the asymptotic behaviour

$$m\eta \sim \tau, \quad (3.30)$$

which is valid for any b .

- $V < 0$. In this case p is spacelike, so b^2 could be positive, negative or zero, but we must assume that $b^2 < 0$ in order to find a real solution for the scale factor. In this case

$$\frac{d\tau}{\sqrt{m^2|b^2| - \tau^2}} = \frac{V}{m} dt. \quad (3.31)$$

Integration yields

$$\tau = m|b| \cos(|V|t/m), \quad (3.32)$$

and hence

$$\eta = |b| \sin(|V|t/m). \quad (3.33)$$

This represents a universe that begins with a big bang at $t = 0$ and recollapses to a big crunch at $t = m\pi/|V|$. The two singularities correspond to the two points at which a spacelike geodesic in Minkowski space crosses the Milne universe horizon, as shown in Fig.2.

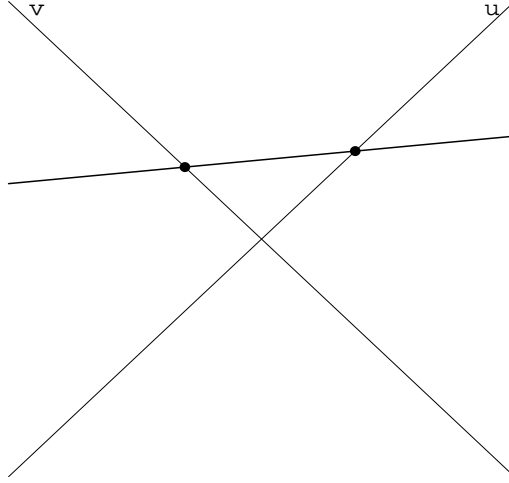


Figure 2: Geodesic for $V < 0$. It describes a universe that begins with a big bang at the intersection point with the horizon $u = 0$ and recollapses to a big crunch at the intersection point at $v = 0$.

To complete the solution, we again give the t -dependence of the scalar fields.

$$\varphi = \frac{\sin(|V|t/m)}{\frac{p^u}{m} \cos(|V|t/m) + \frac{b^u}{|b|}}, \quad \vec{\psi} = \frac{\frac{\vec{p}}{m} \cos(|V|t/m) + \frac{\vec{b}}{|b|}}{\frac{p^u}{m} \cos(|V|t/m) + \frac{b^u}{|b|}}. \quad (3.34)$$

- $V = 0$. In this case

$$\frac{d\tau}{\sqrt{-b^2 - 2(p \cdot b) \tau}} = dt \quad (3.35)$$

and integration yields

$$\tau = -\frac{b^2}{2(p \cdot b)} - \frac{(p \cdot b)}{2} t^2. \quad (3.36)$$

This implies that

$$\eta = |p \cdot b| t. \quad (3.37)$$

The scalar fields are

$$\varphi = \frac{\eta}{p^u \tau + b^u}, \quad \vec{\psi} = \frac{\vec{p} \tau + \vec{b}}{p^u \tau + b^u} \quad (3.38)$$

with η and τ as given.

Note how, in each case, the geometry of the Milne universe determines the cosmological singularities. With the exception of the $b = 0$, $V < 0$ case, there is always a big bang singularity at which $\eta \sim t$ and hence

$$S \sim t^{\frac{1}{d-1}}. \quad (3.39)$$

This corresponds to the equation of state of stiff matter ($P = \rho$). In other words, the FLRW universe is kinetic energy dominated near its singularities (and at all times if $V = 0$). More generally, the formulae

$$\alpha_h^2 P = \left(\frac{\dot{\eta}}{\eta} \right)^2, \quad \alpha_h^2 (P + \rho) = - \left(\frac{\eta \ddot{\eta} - \dot{\eta}^2}{\eta^2} \right) \quad (3.40)$$

can be used to determine P and ρ as functions of t . For example, one finds for constant positive V that

$$P = 2b^2 V \left(\frac{1 - \sinh^2(Vt/m)}{\sinh^2(Vt/m)} \right), \quad \rho = 2b^2 V \left(\frac{1 + \sinh^2(Vt/m)}{\sinh^2(Vt/m)} \right). \quad (3.41)$$

4 A quantum Big-Crunch/Big-Bang transition

The cosmological models just described suggests a novel mechanism for the resolution of cosmological singularities because the geodesic evolution through these singularities in mini-superspace is smooth in Minkowski coordinates; it is just that the scale factor becomes complex in the ‘non-Milne’ regions of this space. We now elaborate this point with a particular case, and consider the implications of quantum mechanics.

Consider a flat universe in the model of section 3 corresponding to a timelike geodesic in the Minkowski moduli space (the augmented target space) with $b \neq 0$, as shown in Fig.3.

There are two Milne regions in this space, the past-Milne region ($u < 0, v < 0$) and the future-Milne region ($u > 0, v > 0$). A single timelike geodesic describes both a contracting universe in the past-Milne region and an expanding universe in the future-Milne region, corresponding to the following values of the affine time parameter:

$$\begin{aligned} \text{past - Milne :} & \quad \tau < -m|b| \\ \text{future - Milne :} & \quad \tau > m|b|. \end{aligned} \quad (4.42)$$

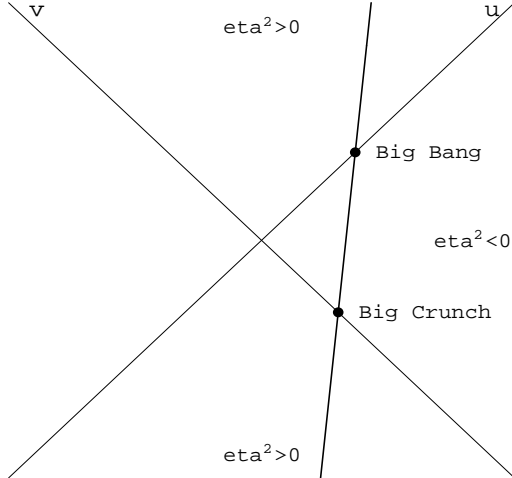


Figure 3: Transition from a big crunch to a big bang through a ‘hidden’ region where the scale factor is complex.

We earlier gave the solution only for the expanding universe in the future-Milne region, but the single trajectory in Minkowski space yields a solution in both Milne regions⁴. Note that the section of the geodesic with

$$|\tau| < m|b| \quad (4.43)$$

is not part of either the contracting universe in the past-Milne region nor the expanding universe in the future-Milne universe. It corresponds to a ‘hidden’ region of the Minkowski space (behind the Milne horizon) in which the scale factor is complex. In terms of the original gravity/scalar action (1.1), for which the scale factor is real, there is no way of connecting the past contracting phase with the future expanding phase—they are just different universes. However, our construction strongly suggests that they should be considered as part of a single universe that undergoes collapse to a singularity followed by a re-expansion. Because this occurs in a ‘hidden’ region of the full moduli space of universes, it circumvents the theorem (see e.g. [4]) that this cannot happen without violation of the null energy condition.

We should stress that the issue under discussion here is **not** how to resolve the cosmological singularity of the Milne universe⁵, which is a mere coordinate singularity. The FLRW universes that we are considering are not Milne universes, and their cosmological singularities are not coordinate singularities. The Milne ‘universe’ appears as the moduli space of FLRW universes, and a given universe is a trajectory in this space; it just so happens that the cosmological singularities of these FLRW universes correspond to the points at which the trajectory crosses the Milne horizon. In the past-Milne region we have a collapsing universe approaching a big-crunch singularity

⁴Note that there is an ambiguity in the relation between the Minkowski space solution in terms of the cartesian coordinates X and the Milne variables $\varphi, \vec{\psi}$, corresponding to $SO(1, N)$ transformations (which include $\varphi \rightarrow \varphi^{-1}$ when $\vec{\psi} = 0$), reflecting the freedom of scalar field redefinitions.

⁵Thus, our suggested approach to the big crunch/big bang transition has no obvious connection to the work of [5] on matching across the singularity of an orbifold of Milne spacetime.

while in the future-Milne region we have a universe expanding from a big-bang singularity. Near these singularities, and in between them, we should expect quantum mechanics to be relevant.

To study the quantum mechanics of this big-crunch/big-bang transition we first restrict to the choice $N = 2$; i.e., two scalar fields (φ, ψ) which could be considered as the dilaton and axion of some supergravity theory⁶. We quantize by imposing the phase-space constraint of the particle action (2.7) as an operator constraint on a Hilbert space; this gives us the Wheeler-DeWitt equation for a wave-function of the universe. With the natural operator ordering that yields the Laplacian on the Milne universe, this equation is

$$\left[\Delta_H - c^2 \eta^2\right] \Psi = \frac{\partial}{\partial \eta} \left(\eta^2 \frac{\partial \Psi}{\partial \eta} \right), \quad (4.44)$$

for wave-function $\Psi(\eta, \varphi, \psi)$, where

$$\Delta_H = \varphi^2 \left(\frac{\partial^2}{\partial \varphi^2} + \frac{\partial^2}{\partial \psi^2} \right) \quad (4.45)$$

is the Laplacian on the two-dimensional hyperbolic space H_2 of unit radius, and we have set

$$c^2 = \frac{2V}{\alpha_h^2}. \quad (4.46)$$

For constant V , and hence constant c , the Wheeler-DeWitt equation can be solved by separation of variables:

$$\Psi = \Phi_\lambda(\varphi, \psi) \Xi_\lambda(\eta), \quad (4.47)$$

where Φ_λ is an eigenfunction of the Laplacian on H_2 ,

$$\Delta_H \Phi_\lambda = \left(\lambda^2 - \frac{1}{4} \right) \Phi_\lambda, \quad (4.48)$$

and Ξ satisfies the Bessel equation

$$\left[\left(\lambda^2 - \frac{1}{4} \right) - \frac{2\eta^2 V}{\alpha_h^2} \right] \Xi = \frac{\partial}{\partial \eta} \left(\eta^2 \frac{\partial \Xi}{\partial \eta} \right), \quad (4.49)$$

which has the solution

$$\Xi(\eta) = \frac{1}{\sqrt{\eta}} [c_1 J_\lambda(c\eta) + c_2 Y_\lambda(c\eta)], \quad (4.50)$$

for arbitrary constants c_1, c_2 .

In a semi-classical limit we expect the wave-function to take the form

$$\Psi \sim e^{iS} \quad (4.51)$$

⁶The target space is therefore the coset space $Sl(2; \mathbb{R})/SO(2)$. String theory considerations motivate consideration of the compact hyperbolic space $Sl(2; \mathbb{Z}) \backslash Sl(2; \mathbb{R})/SO(2)$, and the cosmological implications of this were considered in [6].

for a slowly varying function S (which we can identify as the classical action). The classical trajectory should then satisfy

$$\frac{V}{\alpha_h^2} \frac{d\eta}{d\tau} = \frac{\partial S}{\partial \eta}. \quad (4.52)$$

Let us consider a wave-function of the following form:

$$\Psi = \sum_i \frac{1}{\sqrt{\eta}} [J_{\lambda_i}(c\eta) - iY_{\lambda_i}(c\eta)] \Phi_{\lambda_i}(\varphi, \psi). \quad (4.53)$$

From the asymptotic formula

$$e^{-i\frac{\pi}{2}(\lambda+\frac{1}{2})} \sqrt{\frac{\pi c\eta}{2}} [J_{\lambda}(c\eta) - iY_{\lambda}(c\eta)] \sim e^{-ic\eta} (1 + \mathcal{O}(1/\eta)), \quad (4.54)$$

we deduce that, for large λ , the wave-function takes the asymptotic form

$$\Psi \sim \frac{e^{-ic\eta}}{\eta} f(\varphi, \psi) \quad (4.55)$$

for some function f on H_2 . The factor of η^{-1} is expected because the measure in the integral of $|\Psi|^2$ contains a factor of η^2 . Using this in (4.52) we deduce that our chosen solution corresponds to a classical trajectory satisfying

$$\frac{V}{\alpha_h^2} \frac{d\eta}{d\tau} = c + \mathcal{O}(1/\eta). \quad (4.56)$$

For the case $V = 2\alpha_h^2 m^2$, for which we expect semi-classical behaviour at late times, we recover from this formula the asymptotic behaviour $m\eta \sim \tau$ that we found earlier by solving the classical equations.

The main point now is that *the wave-function has a unique analytic continuation into the whole complex η -plane*, where (for $N = 2$) it becomes a meromorphic function with a simple pole at $\eta = 0$. For imaginary η , which corresponds to the region of the Minkowski space that is ‘hidden’ in Milne coordinates, the wave-function is a sum of real exponentials. Thus, the ‘hidden’ region is a classically forbidden region that a collapsing universe can nevertheless pass through by quantum mechanical tunnelling into a region where it becomes an expanding universe.

Similar considerations apply for the case of N scalar fields. In this case

$$\Xi(\eta) = \eta^{\frac{1-N}{2}} (c_1 J_{\rho}(c\eta) + c_2 Y_{\rho}(c\eta)) , \quad \rho = \frac{1}{2} \sqrt{4\mu + (N-1)^2} , \quad (4.57)$$

where $\Delta_H \Phi = \mu \Phi$, leading to a Ψ with a similar asymptotic behaviour. The wavefunction in the whole complex η and φ planes is then obtained by analytic continuation.

5 Non-flat cosmologies

For $k \neq 0$ the geodesic interpretation of [2] requires consideration of a ‘doubly-augmented’ target space with coordinates $\Psi^A = (\Phi^\mu, \phi_*)$ and metric⁷

$$G_{AB} d\Psi^A d\Psi^B = G_{\mu\nu} d\Phi^\mu d\Phi^\nu - k(d-1)^{-1} \eta^{-2(d-2)/(d-1)} d\psi_*^2. \quad (5.58)$$

Let $\Pi_A = (p_\mu, p_*)$ be the variables canonically conjugate to Ψ^A , and consider the particle mechanics Lagrangian

$$L = \Pi_A \dot{\Psi}^A - \frac{1}{2} e \left(\eta^{-2} G^{AB} \Pi_A \Pi_B + 2V \right) - \chi (p_* + k). \quad (5.59)$$

The new constraint imposed by χ is associated with a new gauge invariance, for which the non-zero transformations are

$$\delta\psi_* = f, \quad \delta\chi = \dot{f} \quad (5.60)$$

for arbitrary function f . This allows us to choose a gauge for which $\chi = 0$. If we also fix the time-reparametrization invariance by the gauge choice (2.8) then we can then eliminate Π_A by its equation of motion

$$\Pi_A = 2\tilde{G}_{AB} \dot{\Psi}^A, \quad \tilde{G}_{AB} = \Omega^2 G_{AB}, \quad (5.61)$$

where Ω^2 is the same conformal factor as before. The Lagrangian becomes

$$L = \tilde{G}_{AB} \dot{\Psi}^A \dot{\Psi}^B, \quad (5.62)$$

so the trajectories are affinely parametrized geodesics. The mass-shell constraint is

$$G_{AB} \dot{\Psi}^A \dot{\Psi}^B = \begin{cases} -\text{sign } V & V \neq 0 \\ 0 & V = 0 \end{cases} \quad (5.63)$$

and the χ constraint is equivalent to

$$\dot{\psi}_* = \frac{(d-1)}{2\Omega^2} \eta^{2(d-2)/(d-1)}. \quad (5.64)$$

After taking into account the rescaling of ψ_* relative to [2], these equations are precisely the ones shown there to describe general cosmological trajectories. Thus, we have found a particle mechanics reformulation, via the Lagrangian (5.59), of the construction of [2]. When $k = 0$, solving the constraint imposed by χ returns us to the Lagrangian (2.7) already shown to be the effective particle Lagrangian in this case. When $k \neq 0$, the constraint imposed by χ implies a particle mechanics version of Scherk-Schwarz-type dimensional reduction (a discussion of which can be found in [7]), thereby providing a simple geometric interpretation of the projection needed in this case.

⁷This differs slightly from the metric in [2] due to a rescaling of the extra coordinate.

An alternative formulation of $k \neq 0$ trajectories as geodesics can be deduced from (5.59) by solving the χ constraint, and discarding a total derivative, to arrive at the alternative effective Lagrangian

$$L = p_\mu \dot{\Phi}^\mu - \frac{1}{2}e \left(\eta^{-2} G^{\mu\nu} p_\mu p_\nu + 2 V_{eff} \right), \quad (5.65)$$

where the ‘effective potential’ is

$$V_{eff} = V - \frac{1}{2}k(d-1)\eta^{-2/(d-1)}. \quad (5.66)$$

The previous discussion for $k = 0$ cosmologies can now be carried over to the $k \neq 0$ case but in terms of the effective potential, which now depends on the scale factor as well as the scalar fields. Assuming that V_{eff} is non-zero, one has

$$\tilde{G}_{\mu\nu} = \frac{1}{2}\eta^2 |V_{eff}| G_{\mu\nu}, \quad d\tau = \eta |V_{eff}| dt. \quad (5.67)$$

The gauge-fixed effective Lagrangian is therefore

$$L = \frac{|V_{eff}|}{2\alpha_h^2} \left[-\dot{\eta}^2 + \alpha_h^2 \eta^2 G_{\alpha\beta} \dot{\phi}^\alpha \dot{\phi}^\beta \right], \quad (5.68)$$

where the overdot indicates differentiation with respect to τ . The constraint is

$$\frac{1}{2}V_{eff} \left(-\dot{\eta}^2 + \alpha_h^2 \eta^2 G_{\alpha\beta} \dot{\phi}^\alpha \dot{\phi}^\beta \right) = -1. \quad (5.69)$$

In the special case that $\dot{\phi}^\alpha = 0$, this constraint is equivalent to

$$(d-1) \frac{dS}{dt} = \sqrt{2VS^2 - k(d-1)}. \quad (5.70)$$

Clearly, the assumption $\dot{\phi}^\alpha = 0$ is consistent only if the right hand side is real. One case where it *is* consistent is if $k = -1$ and $2V = -(d-1)^2\omega^2$ for constant ω . One finds that

$$S(t) = \frac{1}{\sqrt{(d-1)\omega^2}} \sin \omega t, \quad (5.71)$$

which yields anti-de Sitter space, as one would expect.

As a further special case, we now consider models with $V = 0$, for which

$$V_{eff} = -\frac{1}{2}k(d-1)\eta^{-2/(d-1)}. \quad (5.72)$$

The geodesic trajectories are therefore null for $k = 0$ timelike for $k = -1$ and spacelike for $k = 1$. The $k = 0$ case is one already considered, so we may assume here that $k \neq 0$. In this case, the affine parameter τ is such that

$$d\tau = \frac{1}{2} (d-1) \eta^{(d-3)/(d-1)} dt. \quad (5.73)$$

If we now choose a hyperbolic target space with metric⁸

$$G_{\alpha\beta} d\phi^\alpha d\phi^\beta = \frac{\alpha_h^2}{4\varphi^2} (d\varphi^2 + |d\psi|^2), \quad (5.74)$$

and define

$$\zeta = \eta^{(d-2)/(d-1)} = S^{d-2}, \quad (5.75)$$

then we find that the gauge-fixed Lagrangian is

$$L \propto \left[-\dot{\zeta}^2 + \frac{\zeta^2}{\varphi^2} (\dot{\varphi}^2 + \dot{\psi}^2) \right]. \quad (5.76)$$

The particle trajectories are again geodesics in the Milne metric on a region of Minkowski space and we may introduce cartesian coordinates X^μ as before, in terms of which the geodesic is

$$X^\mu = \frac{4}{\alpha_h^2} \eta^{\mu\nu} p_\nu \tau + b^\mu, \quad (5.77)$$

with the mass-shell constraint

$$p^2 = \frac{1}{4} k(d-1) \alpha_h^2. \quad (5.78)$$

If we assume that $k \neq 0$ (because otherwise $V_{eff} = 0$ and we have a case considered earlier) we may assume that $p \cdot b = 0$. Then

$$\zeta^2 = -X^2 = -\frac{4(d-1)k}{\alpha_h^2} \tau^2 - b^2. \quad (5.79)$$

From (5.73) we have

$$d\tau = \frac{1}{2} (d-1) \zeta^{(d-3)/(d-2)} dt \quad (5.80)$$

The determination of the function $\tau(t)$ is no longer quite so simple, but this is just a matter of the *parametrization* of the cosmological trajectory. The Milne geometry itself provides us with the essential qualitative features. For $k = 1$ we have a spacelike geodesic which (if it yields a solution with real scale factor) must intersect the Milne horizon twice, thus yielding a universe that begins with a big bang and ends with a big crunch (although the trajectory in Minkowski spacetime containing the Milne spacetime can be smoothly continued through these cosmological singularities). For $k \leq 0$ we have a timelike or null geodesic which can intersect the Milne horizon once only; this intersection is the big bang singularity of a universe that expands forever.

6 Comments

In this paper we have explained how some results of [2], in which cosmological solutions of gravity/scalar models with arbitrary scalar potential were shown to have an

⁸Note that the radius differs from our previous choice, and we take $N = 2$ for simplicity.

interpretation as geodesics in an appropriate metric on the augmented target space, follows simply from a reformulation of cosmology as relativistic particle mechanics. The construction of [2] was straightforward for flat ($k = 0$) cosmologies but less so for non-flat ($k \neq 0$) cosmologies involving, as it did, a projection from a geodesic in a ‘doubly-augmented’ target space. The reformulation presented here considerably clarifies the geometrical meaning of the latter construction. The doubly-augmented target space is a $U(1)$ bundle over the augmented target space, and the projection to the latter is just a Scherk-Schwarz dimensional reduction on the $U(1)$ fibre, at least for $k = -1$ for which the extra dimension is spacelike. For $k = 1$ the extra dimension is timelike and the physical interpretation is less appealing, suggesting that $k = 1$ universes are somehow unphysical⁹, although it is perhaps appropriate to recall here that two-time particle mechanics models have found other applications [8]. In fact, as we have shown here, it is possible to consider $k \neq 0$ cosmologies as geodesics in the augmented target space by attributing the effects of spatial curvature to a contribution to an effective potential.

We have applied these ideas to various models with hyperbolic scalar target spaces and constant potentials. A feature of the chosen models is that the metric on the augmented target space (mini-superspace) with respect to which cosmological solutions (of specified curvature) are geodesics is the Milne metric. In other words, the Milne ‘universe’ is the moduli space of FLRW universes in these models. This allows all solutions (or, at least, trajectories) to be found exactly. This state of affairs arises for $k = 0$ cosmologies with a constant potential (as also noted by Waldron in the context of $(2 + 1)$ -dimensional gravity [3]) and for $k = \pm 1$ cosmologies with zero potential. We have argued, in the context of $k = 0$ cosmologies with a positive cosmological constant, that there is a natural quantum big-crunch/big-bang transition that corresponds to a geodesic trajectory crossing a horizon in the Milne moduli space. We have argued that the quantum analogue of the absence of a classical obstruction in moduli space is analyticity of the wave-function as a complex function of the variable η (which is itself a power of the scale factor). This variable is real in the past and future Milne regions and imaginary elsewhere. Analyticity of the wave function allows a continuation of into the ‘hidden’ region of Minkowski spacetime, which is analogous to a classically forbidden region in a problem of quantum mechanical tunnelling through a barrier.

We should also stress that the existence of such a horizon in moduli space is itself a very special model-dependent feature. It depends, obviously, on the existence of scalar fields, and on the choice of a hyperbolic target space for these fields. Less obviously, it also depends on the precise choice of radius of this hyperbolic space; a different choice would not yield a Milne universe moduli space, and a conical singularity would replace the Milne horizon. Effectively, this means that the distance scale determined by the dimensionful sigma-model coupling must be a definite numerical factor times

⁹Note that the Schwarzschild radius of matter within the cosmological (particle) horizon of an observer in a decelerating $k = 1$ universe is *less* than the horizon radius! Thus, in a sense, such an observer is inside a black hole, although it is not really correct to identify the surface at the Schwarzschild radius as an event horizon in this context.

the Planck scale, so the scalar fields should be considered as ‘gravi-scalars’. This occurs naturally in many supergravity theories, as do hyperbolic target spaces, which arise as moduli spaces in toroidal compactification. Whether there is any supergravity theory that precisely realizes our construction is an interesting open question.

Acknowledgements. We thank Eric Bergshoeff and Mattias Wohlfarth for discussions on the particle Lagrangian formulation of cosmology. J.R. acknowledges partial support by the European Commission RTN programme under contract HPNR-CT-2000-00131 and by MCYT FPA 2001-3598 and CIRIT GC 2001SGR-00065.

References

- [1] G. W. Gibbons and P. K. Townsend, “Cosmological Evolution Of Degenerate Vacua,” Nucl. Phys. B **282**, 610 (1987).
- [2] P. K. Townsend and M. N. R. Wohlfarth, “Cosmology as geodesic motion,” arXiv:hep-th/0404241.
- [3] A. Waldron, “Milne and torus universes meet,” arXiv:hep-th/0408088.
- [4] J. Khoury, B. A. Ovrut, N. Seiberg, P. J. Steinhardt and N. Turok, “From big crunch to big bang,” Phys. Rev. D **65**, 086007 (2002) [arXiv:hep-th/0108187].
- [5] A. J. Tolley, N. Turok and P. J. Steinhardt, “Cosmological perturbations in a big crunch / big bang space-time,” Phys. Rev. D **69**, 106005 (2004) [arXiv:hep-th/0306109].
- [6] J. G. Russo, “Cosmological string models from Milne spaces and $SL(2, \mathbb{Z})$ orbifold,” Mod. Phys. Lett. A **19**, 421 (2004) [arXiv:hep-th/0305032].
- [7] J. A. de Azcarraga, J. M. Izquierdo and P. K. Townsend, “A Kaluza-Klein origin for the superstring tension,” Phys. Rev. D **45**, 3321 (1992).
- [8] I. Bars, “Survey of two-time physics,” Class. Quant. Grav. **18**, 3113 (2001) [arXiv:hep-th/0008164].