

Tubular Solutions of Dirac-Born-Infeld Action on Dp-Brane Background

Wung-Hong Huang
Department of Physics
National Cheng Kung University
Tainan, Taiwan

Abstract

We use the Dirac-Born-Infeld action on Dp-brane background to find the tubular bound state of a D2 with m D0-branes and n fundamental strings. The fundamental strings may be the circular strings along the cross section of tube or the straight strings along the axial of the tube, and tube solutions are parallel to the geometry of Dp-brane background. Through the detailed analyses we show that only on the D6-brane background could we find the stable tubular solutions. These tubular configurations are prevented from collapse by the gravitational field on the curved Dp-brane background.

E-mail: whhwung@mail.ncku.edu.tw

1 Introduction

A bunch of strings with D0-branes can be blown-up to a supersymmetric tubular D2-brane which is supported against collapse by the angular momentum generated by the Born-Infeld (BI) electric and magnetic fields [1]. The energy of the tube is typical of 1/4 supersymmetric configurations, and a calculation confirms that the D2-brane configuration just describes preserves 1/4 supersymmetry, hence the name ‘supertube’. More investigations about the supertube solutions have been presented in [2]. The matrix theory interpretation was provided by Bak and Lee in [3] and others [4]. The solutions have also been analyzed from the tachyonic action [5].

In paper [6] we have shown that a bunch of fundamental strings with D0-branes could be bound with D2-brane to form a stable tubular configuration which is prevented from collapsing by the magnetic force in the Melvin background. The configuration is different from the tube solution of [1] which is supported against collapse by the angular momentum.

In this paper we will show that the gravitational field on the Dp-brane curved background may support the tubular bound state of n fundamental strings, m D0, with D2, which is denoted as $(nF, mD0, D2)$ -tube, form collapse. The fundamental strings in here may be the circular strings (denoted as F_c) along the cross section of tube or the straight strings (denoted as F_s) along the axial of the tube. When the fundamental strings (and thus the BI electric fields) are chosen to be along the tube cross section (as that in [6]) then the fundamental strings become circular and the tube is stabilized by the gravitational force. In this case, the circular F-strings are fusing inside the D2 worldsheet by converting itself into homogenous electric flux. As the direct along the electric is a circle with radius R the open strings now stretch around the circle and the two ends join to each other with a finite probability [7-9]. On the other hand, when the fundamental strings (and thus the BI electric fields) are chosen to be along the axial of the tube (as that in [1]) then the fundamental strings therein is straight and the tube is stabilized by the gravitational force and the angular momentum if there are D0-branes (i.e., $m \neq 0$). The tube solutions considered in this paper are parallel to the space of Dp-brane background. We will see that by using the Dirac-Born-Infeld action then, for any values of (m, n) , the all possible values of p which allow the stable tubular solutions could be determined. Our results show that only on the D6-brane background could we find the stable tubular solutions. (Note that for the case of $p = 6$ there are literatures which discussed the existence of other nontrivial configurations [10].) We have also seen that, however, when a stable $(nF_s, mD0, D2)$ -tubes, which is supported against

collapse by the angular momentum, is put into the D2-brane or D4-Brane background, then the gravitational field therein will make the configuration metastable and unstabilize it .

This paper is organized as follow. In section II we first present the metric of the N coincident Dp-branes [11] and then use the Dirac-Born-Infeld action [12] to calculate the associated Hamiltonian for tubular configurations of $(nF, mD0, D2)$ bound state. In section III we present the analyses to find the all possible Dp-branes which allow the stable tubular configurations of $(nF, mD0, D2)$ bound state. We make a conclusion in the last section.

2 DBI Action on Dp-Brane Background

The metric, the dilaton (ϕ) and the RR field (C) for a system of N coincident Dp -branes are given by:

$$ds^2 = H_p^{-\frac{1}{2}} \eta_{\alpha\beta} + H_p^{\frac{1}{2}} \delta_{ij}, \quad (\alpha, \beta = 0, \dots, p; \ i, j = p+1, \dots, 9), \quad (2.1)$$

$$e^{2\phi} = H_p^{\frac{3-p}{2}}, \quad C_{0\dots p} = H_p^{-1}, \quad H_p = 1 + \frac{N g_s l_s^{7-p}}{r^{7-p}}, \quad (2.2)$$

where H_p is the harmonic function of N Dp-branes satisfying the Green function equation in the transverse space [11]. In the subsequent analysis we switch off the RR fields to simplify the investigations.

The Dirac-Born-Infeld Lagrangian of tubular bound state of n fundamental strings, m D0, and D2 bound state, for unit tension, is written as [1,9]

$$\mathcal{L} = -e^{-\phi} \sqrt{-\det(g + F)}, \quad (2.3)$$

where g is the induced worldvolume 3-metric and F is the BI 2-form field strength. If we take the worldvolume coordinates to be (t, z, φ) with $\varphi \sim \varphi + 2\pi$, then after fixing the worldvolume diffeomorphisms for a tubular topology by the ‘physical’ gauge choice the induced metric of a static straight tube solution of circular cross section with radius R is

$$ds^2(g) = H_p^{-1/2} (-dt^2 + dz^2) + H_p^{1/2} R^2 d\varphi^2, \quad \text{if tube is parallel to Dp brane.} \quad (2.4)$$

We will allow for a time-independent electric field E and magnetic field B such that the BI 2-form field strength is [1,6]

$$\mathbf{F} = E dt \wedge dz + B dz \wedge d\varphi, \quad \text{if string is straight along the axial of the tube,} \quad (2.5a)$$

$$\mathbf{F} = E dt \wedge d\varphi + B dz \wedge d\varphi, \quad \text{if string is circular along the cross section of tube.} \quad (2.5b)$$

Then, using the Dirac-Born-Infeld Lagrangian we can define the momentum conjugate to E by the form

$$\Pi \equiv \frac{\partial \mathcal{L}}{\partial E}. \quad (2.6)$$

The corresponding Hamiltonian density is

$$\mathcal{H} \equiv \Pi E - \mathcal{L}. \quad (2.7)$$

For an appropriate choice of units, the integrals

$$m \equiv \frac{1}{2\pi} \oint d\varphi B, \quad \text{and} \quad n \equiv \frac{1}{2\pi} \oint d\varphi \Pi, \quad (2.8)$$

are, respectively, the conserved D0-brane charge and IIA string charge per unit length carried by the tube [1].

Using the above formula, then after the calculations we have the following results:

(1) $(nF_s, mD0, D2)$ -tube:

$$L = -H_p^{\frac{p-3}{4}} \sqrt{-\text{Det} \begin{pmatrix} -H_p^{-1/2} & E & 0 \\ -E & H_p^{-1/2} & B \\ 0 & -B & H_p^{1/2} R^2 \end{pmatrix}} = -H_p^{\frac{p-2}{4}} R \sqrt{H_p^{-1} \left(1 + \frac{B^2}{R^2}\right) - E^2},$$

$$\mathcal{H} = \sqrt{H_p^{-1} \left(1 + \frac{B^2}{R^2}\right) \left(R^2 H_p^{\frac{p-2}{2}} + \Pi^2\right)}. \quad (2.9a)$$

(2) $(nF_c, mD0, D2)$ -tube:

$$L = -H_p^{\frac{p-3}{4}} \sqrt{-\text{Det} \begin{pmatrix} -H_p^{-1/2} & 0 & E \\ 0 & H_p^{-1/2} & B \\ -E & -B & H_p^{1/2} R^2 \end{pmatrix}} = -H_p^{\frac{p-4}{4}} \sqrt{R^2 + B^2 - E^2},$$

$$\mathcal{H} = \sqrt{(R^2 + B^2) \left(H_p^{\frac{p-4}{2}} + \Pi^2\right)}. \quad (2.9b)$$

In the following sections we will use the above formulas to find the possible values of p which allow the stable configurations of $(nF_i, mD0, D2)$ -tube, in which $F_i = F_s$ or F_c .

3 Stable Tubular Configurations

We present in this section the all tube solutions.

3.1 (D2)-tube

The first stable tube we are searching is constructed simply by D2. In this case the tube is denoted by (D2)-tube. Using (2.9) we have the relations:

$$\mathcal{H}_{(D2)\text{-tube}} = \begin{cases} \sqrt{\frac{R^7}{R^5 + N g_s l_s^5}}, & p = 2 \\ R, & p = 4 \\ \sqrt{R^2 + R N g_s l_s}, & p = 6. \end{cases} \quad (3.1)$$

These energy densities are increasing functions of R and there does not have a stable tube with finite radius. Thus we conclude that there is no stable (D2)-tube on any Dp-Brane background.

3.2 (nF_i , D2)-tube

The next stable tube we are searching is constructed by D2 with F_s or with F_c . In this case the tube is denoted by (nF_i , D2)-tube. Using (2.9) we have the relations:

$$\mathcal{H}_{(nF_s, D2)\text{-tube}} = \begin{cases} \sqrt{\left(\frac{R^5}{R^5 + N g_s l_s^5}\right) (R^2 + \Pi^2)}, & p = 2, \\ \sqrt{R^2 + \frac{\Pi^2 R^3}{R^3 + N g_s l_s^3}}, & p = 4, \\ \sqrt{R^2 + R N g_s l_s + \frac{\Pi^2 R}{R + N g_s l_s}}, & p = 6. \end{cases} \quad (3.2)$$

$$\mathcal{H}_{(nF_c, D2)\text{-tube}} = \begin{cases} \sqrt{R^2 \left(\frac{R^5}{R^5 + N g_s l_s^5} + \Pi^2\right)}, & p = 2, \\ \sqrt{R^2 (1 + \Pi^2)}, & p = 4, \\ \sqrt{R^2 \left(\frac{R + N g_s l_s}{R} + \Pi^2\right)}, & p = 6. \end{cases} \quad (3.3)$$

The above energy densities are increasing functions of R and there does not have a stable tube with finite radius. Thus we conclude that there is no stable (F_s , D2)-tube nor (F_c , D2)-tube on any Dp-Brane background.

3.3 ($mD0$, $D2$)-tube

In this subsection we search the tube constructed by $mD0$ with $D2$. In this case the tube is denoted by $(mD0, D2)$ -tube. Using (2.9) we have the relations:

$$\mathcal{H}_{(mD0, D2)\text{-tube}} = H_p^{\frac{p-4}{4}} \sqrt{R^2 + B^2} = \begin{cases} \sqrt{(R^2 + B^2) \left(\frac{R^5}{R^5 + N g_s l_s^5} \right)}, & p = 2, \\ \sqrt{(R^2 + B^2)}, & p = 4, \\ \sqrt{(R^2 + B^2) \left(1 + \frac{N g_s l_s}{R} \right)}, & p = 6. \end{cases} \quad (3.4)$$

The energy densities in the cases of $p=2$ and $p=4$ are increasing functions of R and thus there is no stable $(mD0, D2)$ -tube on $D2$ - or $D4$ -brane background.

On the other hand, in the case of $p = 6$ the energy density $\mathcal{H} \rightarrow \infty$ as $R \rightarrow 0$. This implies that the tube is stable with a finite radius. Thus we conclude that the $(mD0, D2)$ -tube can be stabilized by the gravitational field from the background of $D6$ when the tube is parallel to the space of $D6$ background. In figure 1 we plot the radius dependence of the energy density. We see in there that there is a finite radius R_* at which the energy density becomes a minimum.

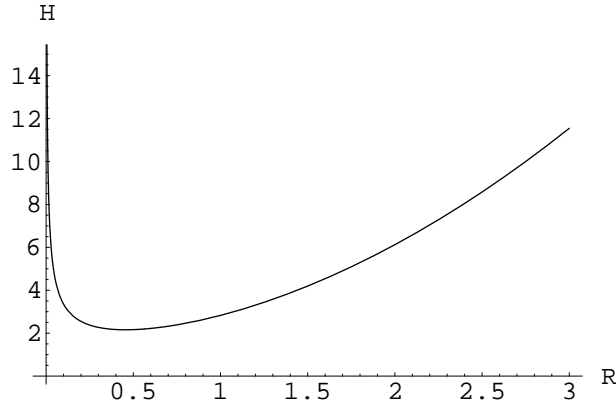


Fig.1. Radius dependence of the energy density $\mathcal{H}(R)$ in (3.4) for the case of $p = 6$. The units are taken to be $N g_s l_s = 1$. There is a finite radius at which the energy density becomes a minimum.

In figure 2 we also plot the N -dependent of the tube radius R_* . We see that if $N = 0$ then there is no stable tube with finite radius. However, if we turn on the gravitational field of background $D6$ -Brane then the gravitational force in the space could support the $(mD0, D2)$ -tube from collapse into zero radius. We also see that the tube radius is an

increasing function of N , the number of the D6-brane on the background geometry. This means that the background with larger value of N , which represents that there is the larger number of the D6-brane on the background geometry, will give a larger force to support the tube from collapse into zero radius. Thus the radius of the tube will be getting larger. This is an interesting property found in this paper.

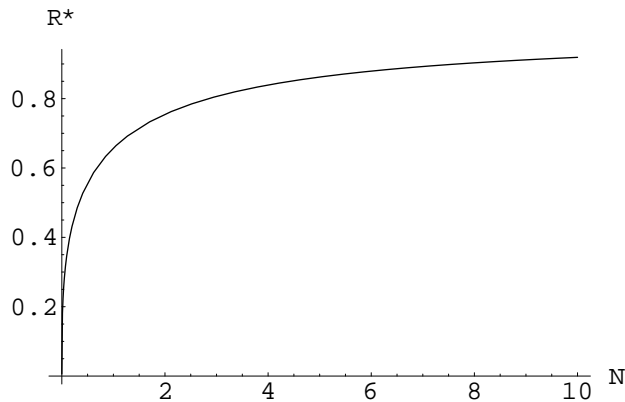


Fig.2. N dependence of tube radius R_* . The units are taken to be $g_s l_s = 1$. The figure shows that the tube radius is an increasing function of N .

3.4 $(nF_c, mD0, D2)$ -tube

In this subsection we search the tube of the bound state of nF_c , $mD0$ with $D2$. In this case the tube is denoted by $(nF_c, mD0, D2)$ -tube. Using (2.9) we have the relations:

$$\mathcal{H}_{(nF_c, mD0, D2)\text{-tube}} = \begin{cases} \sqrt{(R^2 + B^2) \left(\frac{R^5}{R^5 + N g_s l_s^5} + \Pi^2 \right)}, & p = 2, \\ \sqrt{(R^2 + B^2) (1 + \Pi^2)}, & p = 4, \\ \sqrt{(R^2 + B^2) \left(\frac{R + N g_s l_s}{R} + \Pi^2 \right)}, & p = 6. \end{cases} \quad (3.5)$$

As same as the discussions of (3.4) the above equation implies that only on D6-brane background could we find a stable $(nF_c, mD0, D2)$ -tube with finite radius.

The above solutions are the all possible values of p which allow the stable tubular solutions. As the energy densities of these tubular configurations become infinity as $R \rightarrow 0$, they have a finite radius at which the configurations are stable. This means that the gravitational field of the curved Dp -brane background may prevent these tubular configurations form collapse.

3.5 $(nF_s, mD0, D2)$ -tube

In this subsection we will search the stable tubes of the bound states of $nF_s, mD0$ with $D2$. Note that, at first sight, the angular momentum of these tubes, which is generated by the Born-Infeld (BI) electric and magnetic fields (i.e. nF_s and $mD0$, as that in [1]), may support the tubes against collapse. However we will see that, in contrast to the previous cases, the gravitational field from the Dp-Brane background may unstabilize the tube.

Using (2.9) we have the relation:

$$\mathcal{H}_{(nF_s, mD0, D2)\text{-tube}} = \begin{cases} \sqrt{(R^2 + B^2) \left(\frac{R^3}{R^5 + Ng_s l_s^5} \right) (R^2 + \Pi^2)}, & p = 2, \\ \sqrt{(R^2 + B^2) \left(1 + \Pi^2 \frac{R}{R^3 + Ng_s l_s^3} \right)}, & p = 4, \\ \sqrt{(R^2 + B^2) \left(1 + \frac{Ng_s l_s}{R} + \Pi^2 \frac{1}{R(R + Ng_s l_s)} \right)}, & p = 6. \end{cases} \quad (3.6)$$

For the case of $p=6$, the energy density $\mathcal{H} \rightarrow \sim \frac{1}{\sqrt{R}} \rightarrow \infty$ as $r \rightarrow 0$ thus the $(nF_s, mD0, D2)$ -tube on $D6$ -brane background is stable with a finite radius.

For the cases of $p = 2$, although the energy density $\mathcal{H} \rightarrow 0$ as $r \rightarrow 0$ it could have a metastable tube solution. For example, in figure 3 we plot the radius dependence of the energy density. We see that there is a finite radius at which the energy density becomes a local minimum.

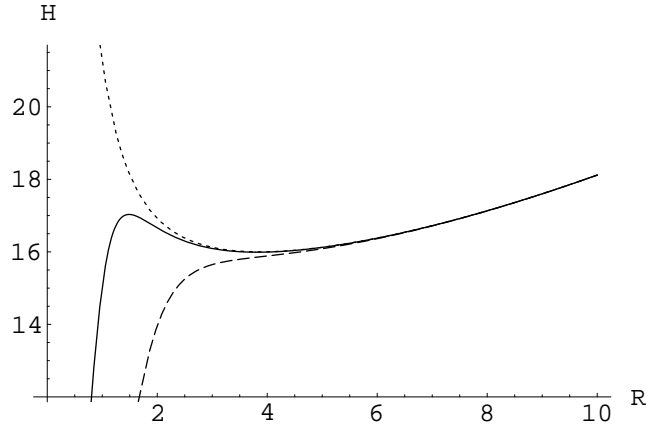


Fig.3. Radius dependence of the energy density $\mathcal{H}(R)$ in (3.6) for the case of $p=2$. The units are taken to be $(B, \Pi) = (1, 15)$ while $Ng_s l_s^5 = 0, 1$ and 15 in dot line, solid line and dash line, respectively. In the solid line, there is a finite radius at which the energy density becomes a local minimum.

The mechanism of appearing the metastable configuration is that increasing N from zero to a finite value will shift the energy density from $\mathcal{H} \rightarrow \infty$ to $\mathcal{H} \rightarrow 0$ as $r \rightarrow 0$, and corresponding global minimum of the energy density (dot line in figure 3) will become to be a local minimum (solid line in figure 3). Thus, while the stable state disappears it will appear a metastable state which will tunnel to the true vacuum as was shown in figure 3. However, when increasing N to a critical value (which depends on the B and Π) then the local minimum disappears and the energy density \mathcal{H} becomes an increasing function of radius R (dash line in figure 3). Therefore the metastable state disappears. These properties also appear in the case of $p=4$.

It shall be mentioned that, in this case, the geometry of the Dp-Brane background seems to break the stability of the tube which is supported against collapse by the angular momentum. This property is different from that in the previous tube solutions in which the geometry of the Dp-Brane background is used to stabilize the tubular configurations.

4 Conclusion

The supertubes first found in [1] are the bunch of strings with D0-branes which are blown-up to a tubular D2-brane. They are supported against collapse by the angular momentum. In paper [6] we have shown that a bunch of circular fundamental strings with D0-branes could be bound with D2-brane to form a stable tubular configuration which is prevented from collapsing by the magnetic force in the Melvin background.

In this paper we have shown that the gravitational field on the Dp-brane curved background may support some tubular configurations of n fundamental strings, m D0, and D2 bound state form collapse. Through the detailed analyses we have found that the possible stable tubes are the $(mD0, D2)$ -tube, $(nF_c, mD0, D2)$ -tube, and $(nF_s, mD0, D2)$ -tube which are on the D6-brane background. We have also seen that, however, when a stable $(nF_s, mD0, D2)$ -tubes, which is supported against collapse by the angular momentum, is put into the D2-brane or D4-Brane background, then the gravitational field therein will make the configuration metastable and unstabilize it.

It hopes that these investigations may help us to understand the effects of the nontrivial background on the nontrivial brane configurations. Finally, it is interesting to investigate the properties of the tubular configurations on the Dp-brane background by using the non-abelian Dirac-Born-Infeld action [10] or matrix theory [3,4]. These tubes may also be relevant to the brane world and string cosmology. These problems remain to be studied.

References

1. D. Mateos and P. K. Townsend, “Supertubes”, Phys. Rev. Lett. 87 (2001) 011602 [hep-th/0103030];
R. Emparan, D. Mateos and P. K. Townsend, “Supergravity Supertubes”, JHEP 0107 (2001) 011 [hep-th/0106012];
D. Mateos, S. Ng and P. K. Townsend, “Tachyons, supertubes and brane/anti-brane systems”, JHEP 0203 (2002) 016 [hep-th/0112054];
P. K. Townsend, “Surprises with Angular Momentum”, Annales Henri Poincare 4 (2003) S183 [hep-th/0211008].
2. M. Kruczenski, R. C. Myers, A. W. Peet, and D. J. Winters, “Aspects of supertubes”, JHEP 0205 (2002) 017 [hep-th/0204103];
Y. Hyakutake and N. Ohta, “Supertubes and Supercurves from M-Ribbons,” Phys. Lett. B539 (2002) 153 [hep-th/0204161];
N. E. Grandi and A. R. Lugo, “Supertubes and Special Holonomy”, Phys. Lett. B553 (2003) 293 [hep-th/0212159];
B. Cabrera Palmer and D. Marolf, “Counting Supertubes”, JHEP 0406 (2004) 028 [hep-th/0403025];
D. Bak, Y. Hyakutake, and N. Ohta, “Phase Moduli Space of Supertubes,” [hep-th/0404104];
Wung-Hong Huang, “Condensation of Tubular D2-branes in Magnetic Field Background” [hep-th/0405192].
3. D. Bak, K. M. Lee, “Noncommutative Supersymmetric Tubes”, Phys. Lett. B509 (2001) 168 [hep-th/0103148].
4. D. Bak and S. W. Kim, “Junction of Supersymmetric Tubes,” Nucl. Phys. B622 (2002) 95 [hep-th/0108207];
D. Bak and A. Karch, “Supersymmetric Brane-Antibrane Configurations,” Nucl. Phys. B626 (2002) 165 [hep-th/011039];
D. Bak and N. Ohta, “Supersymmetric D2-anti-D2 String,” Phys. Lett. B527 (2002) 131 [hep-th/0112034];
D. Bak, N. Ohta and M. M. Sheikh-Jabbari, “Supersymmetric Brane-Antibrane Systems: Matrix Model Description, Stability and Decoupling Limits,” JHEP 0209 (2002) 048 [hep-th/0205265].

5. C. Kim, Y. Kim, O-K. Kwon, and P. Yi, “Tachyon Tube and Supertube,” JHEP 0309 (2003) 042 [hep-th/0307184];
Wung-Hong Huang, “Tachyon Tube on non-BPS D-branes,” [hep-th/0407081].
6. Wung-Hong Huang, “Tube of (Circular F, D0, D2) Bound States in Melvin Background” [hep-th/0407230].
7. E. Witten, “Bound States of Strings and p-Branes,” Nucl. Phys. B460 (1996) 335 [hep-th/9510135].
8. C.G. Callan, I.R. Klebanov, “D-brane Boundary State Dynamics,” Nucl. Phys. B465 (1996) 473-486 [hep-th/9511173].
9. N. Seiberg, L. Susskind and N. Toumbas, “Strings in background electric field, space/time non-commutativity and a new noncritical string theory,” JHEP 0006 (2000) 021 (2000) [hep-th/0005040];
I.R. Klebanov and J. Maldacena, “1+1 Dimensional NCOS and its U(N) Gauge Theory Dual”, I. J. Mod. Phys. A16 (2001) 922 [hep-th/0006085];
U. H. Danielsson, A. Guijosa, and M. Kruczenski, “IIA/B, Wound and Wrapped,” JHEP 0010 (2000) 020 [hep-th/0009182].
10. Y. Hyakutake, “Gravitational Dielectric Effect and Myers Effect,” [hep-th/0401026];
Wung-Hong Huang, “Fuzzy Rings in D6-Branes and Magnetic Field Background,” JHEP 0407 (2004) 012 [hep-th/0404202].
11. G. W. Gibbons and K. Maeda, “Black holes and membranes in higher dimensional theories with dilaton fields,” Nucl. Phys. B298 (1988) 741.
12. R. G. Leigh, “Dirac-Born-Infeld Action From Dirichlet Sigma Model”, Mod. Phys. Lett. A4 (1989) 2767.