

# Quark-antiquark pair production in space-time dependent fields

Dennis D. Dietrich

*Laboratoire de Physique Théorique,  
Université Paris XI, Orsay, France*

(Dated: June 14, 2004)

## Abstract

Fermion-antifermion pair production in classical fields is described based on the exact retarded fermion propagator which is obtained by solving the equation of motion for the Dirac Green's functions with the respective boundary conditions. Additionally, various approximations are investigated. The characteristics of the propagation of quarks and antiquarks in field configurations expected for ultrarelativistic heavy-ion collisions are discussed in detail.

PACS numbers: 11.15.Kc, 12.38.Mh, 25.75.Dw

## I. INTRODUCTION

In [1] the inclusive spectra of fermion-antifermion pairs produced by vacuum polarisation in the presence of time-dependent classical fields were studied based on the exact retarded propagator. Here the generalisation to arbitrarily space-time dependent fields is presented. Processes of this kind in quantum electrodynamics (QED) [2, 3] as well as in quantum chromodynamics (QCD) [4] are of importance for the physics of the early universe [5] and strong laser fields [6] as well as of ultrarelativistic heavy-ion collisions and the quark-gluon plasma (QGP) [7]. The strong classical fields are the common feature of these phenomena, while the detailed characteristics of the field configurations differ. Although this paper ultimately concentrates on ultrarelativistic heavy-ion collisions, various other kinematical regimes are treated as well (see section II).

A lot of effort is made to study the QGP's production and equilibration [8] in nuclear collision experiments at the Relativistic Heavy-Ion Collider (RHIC) and the Large Hadron Collider (LHC), currently under construction. It is a widely used hypothesis that the initial state in heavy-ion collisions is dominated by gluons which on account of the large occupation number can be treated as a classical background field. The larger the occupation number  $N_k$  of the bosonic sector at a given momentum  $k$  of a physical system, i.e., the better  $N_k \gg 1$  is satisfied, the more accurately it can be described by a classical field. In a heavy-ion collision at RHIC with  $\sqrt{s} = 130\text{GeV}$  the initial occupation number for gluons at their average transverse momentum  $|\vec{k}_T| \approx 1\text{GeV}$  in the center of the collisions is approximately equal to 1.5 [9]. Even if this number is not much larger than unity, the classical field as the expectation value of the gauge field still represents the parametrically leading contribution. At this scale, keeping only classical bosons is justified as a first approximation but quantum fluctuations have to be investigated subsequently. This approach can be extended farther by including quantum evolution in the distribution of the classically interacting charges.

The magnitude of the high-occupation number bosonic fields is such that multiple couplings to the classical field, i.e., higher powers of  $gA$ , are not parametrically suppressed. In the absence of other scales they have to be addressed to all orders. Under the prerequisite of weak coupling the leading quantum processes concern terms in the classical action of second order in the quantum fields (fermion, antifermion, and bosonic quantum fluctuations). These terms' coefficients give the inverse of the respective two-point Green's functions. Their inversion for selected boundary conditions yields the propagators of the corresponding particles to all orders in the classical field. Alternatively, the full propagator can also be derived by resumming all terms of the perturbative series or by adding up a complete set of wave-function solutions of the equations of motion.

Since exact solutions are not easily obtainable some general approximation schemes have been devised. Expansion of the propagators in powers of the field leads to the perturbative series which is based on the free Green's functions. Neglecting the spatial part of the field and the derivatives yields what is called the static approximation. Other approaches for the fermionic propagator can be found in [10].

In this paper the phenomenon of particle production is to be investigated based on the propagator in the classical field. The required correlator is obtained by direct solution of the equation of motion. In QED as well as QCD the direct production of fermion-antifermion pairs occurs (electron-positron and quark-antiquark, respectively). Caused by the non-linearity of the gauge-field tensor in QCD also pairs of gluonic quantum fluctuations are created. There, in strong fields the two types of reactions are equally parametrically

favoured.

In a given situation the bosonic sector could be covered sufficiently well by the concept of a classical field and the hard sector be accessible perturbatively [11]. However, due to Pauli's principle, it exists no such concept for the fermions. Perturbative investigations can only describe the hard not the soft part. Hence, this paper deals predominantly with the description of fermions and antifermions.

In constant fields, the Schwinger mechanism [12] gives the exact answer to the problem of particle production. Frequently, its application is extended to slowly varying fields and/or low-energy particles. It, like most of the other schemes, is based on assumptions on time and/or energy scales of the situation under investigation. However, if such scales are to be obtained by means of a calculation it is likely that they are strongly biased by the choice of the approximation [13].

Finally, it is necessary to decide whether expectation values are to be obtained in the framework of the *in-in*-formalism of quantum field theory or probabilities within that of the *in-out*-formalism [1, 2]. As the average number of produced pairs is the more natural observable as compared to the probability to produce exactly a given number  $n$  of pairs in a particular event, the first possibility will be pursued here.

Therefore, chapter II presents the exact solution of the equation of motion for the retarded Dirac propagator and gives several approximation schemes. Section III contains the application of these findings to the problem of particle production in general. In a subsection the application to fields which are expected to describe the initial phase of ultrarelativistic heavy-ion collisions is discussed. In the last chapter the contents of the paper are summarised.

Throughout the paper the metric tensor is given by:  $g^{\mu\nu} = \text{diag}(1, -1, -1, -1)$ , angular momenta are measured in units of  $\hbar$ , and velocities in fractions of the speed of light  $c$ . From hereon, the coupling constant is included in the definition of the classical field:  $gA_{old}^\mu = A_{new}^\mu$ . The convention for Fourier transformations of one-point functions is:

$$f(x) = \int \frac{d^4k}{(2\pi)^4} e^{-ik \cdot x} f(k), \quad (1)$$

that for two-point functions:

$$f(x, y) = \int \frac{d^4p}{(2\pi)^4} \frac{d^4q}{(2\pi)^4} e^{-iq \cdot x} e^{ip \cdot y} f(q, p). \quad (2)$$

## II. THE RETARDED FERMION-PROPAGATOR

If the fermionic propagators for the *in-in*-formalism are known to all orders in the classical field the generating functional of the Green's functions without radiative corrections can be written as:

$$Z[\bar{\eta}, \eta] = \exp \left\{ i \int d^4x d^4y \bar{\eta}_{\sigma_1}(x) G_{\sigma_1 \sigma_2}(x, y) \eta_{\sigma_2}(y) \right\}, \quad (3)$$

with implicit sums over  $\sigma_{1,2} \in \{+, -\}$ . These indices refer to the sign of the imaginary part of the time component of  $x$  or  $y$  respectively, taken along the contour in the complex

time-plane shown in figure 1 [14]. Hence, the components of the matrix propagator  $G_{\sigma_1\sigma_2}$  correspond to:

$$\begin{aligned} G_{++}(x, y) &= + \langle 0_{in} | T \bar{\psi}(y) \psi(x) | 0_{in} \rangle \\ G_{--}(x, y) &= + \langle 0_{in} | T^{-1} \bar{\psi}(y) \psi(x) | 0_{in} \rangle \\ G_{+-}(x, y) &= + \langle 0_{in} | \bar{\psi}(y) \psi(x) | 0_{in} \rangle \\ G_{-+}(x, y) &= - \langle 0_{in} | \psi(x) \bar{\psi}(y) | 0_{in} \rangle, \end{aligned} \quad (4)$$

where  $T^{-1}$  stands for reverse time-ordering. The components of the matrix propagator  $G_{\sigma_1\sigma_2}$  can be linked to the advanced (A), retarded (R), and on-shell (S) propagator by:

$$2G_{\sigma_1\sigma_2} = G_S + \sigma_1 G_A + \sigma_2 G_R. \quad (5)$$

What is called the on-shell propagator is a solution of the homogeneous Dirac equation. The advanced and the retarded propagator solve the equation of motion of the Dirac Green's functions:

$$[i\gamma \cdot \partial(x) + \gamma \cdot A(x) - m] G(x, y) = \delta^{(4)}(x - y). \quad (6)$$

Let us consider homogeneous solutions  $G_H(x, y)$  of Dirac's equation, i.e., with the  $\delta$ -distribution replaced by zero using a product as an ansatz:

$$G_H(x, y) = U(x_0 - y_0) \hat{G}_H(x, y). \quad (7)$$

The differential equation obeyed by the functional  $U(x_0 - y_0)$  is to be the following:

$$[i\gamma^0 \partial_0(x) U(x_0 - y_0)] \hat{G}_H(x, y) + i\gamma^j \partial_j(x) U(x_0 - y_0) \hat{G}_H(x, y) = 0, \quad (8)$$

with a summation over  $j \in \{1, 2, 3\}$  and where the solution for the boundary condition  $U(0) = 1$  is given by:

$$U(x_0 - y_0) = \exp[-(x_0 - y_0) \gamma^0 \gamma^j \partial_j(x)]. \quad (9)$$

This object corresponds to a generalised translation operator taking care of the relativity of events, as shall be explained in section II A. With equation (8) and after subsequent multiplication by  $-iU(y_0 - x_0) \gamma^0$  from the left, the remaining differential equation for the second factor  $\hat{G}_H(x, y)$  of the homogeneous solution reads:

$$\partial_0(x) \hat{G}_H(x, y) - iU(y_0 - x_0) \gamma^0 [\gamma \cdot A(x) - m] U(x_0 - y_0) \hat{G}_H(x, y) = 0, \quad (10)$$

where the inverse of the generalised translation operator (9) is given by inverting the sign of its argument:  $U^{-1}(x_0 - y_0) = U(y_0 - x_0)$ . For the boundary condition  $G_H(x_0 = y_0, \vec{x}, \vec{y}) = 1$  the last differential equation is solved by a path-ordered exponential [1]:

$$\hat{G}_H(x, y) = \mathcal{P} \exp \left\{ i \int_{y_0}^{x_0} d\xi_0 U(y_0 - \xi_0) \gamma^0 [\gamma \cdot A(\xi_0, \vec{x}) - m] U(\xi_0 - y_0) \right\}. \quad (11)$$

Other boundary conditions would only lead to additional factors to the right of the above solution which would not result in independent expressions, because a homogeneous differential equation is investigated here. The homogeneous solution  $G_H(x, y)$  can be re-assembled from equations (9) and (11) according to equation (7). The boundary condition for vanishing time difference  $x_0 - y_0$  for all Dirac Green's functions is given by  $[\lim_{x_0 \rightarrow y_0+0} - \lim_{x_0 \rightarrow y_0-0}]G(x, y) = -i\gamma^0 \delta^{(3)}(\vec{x} - \vec{y})$ . Additionally, the retarded propagator  $G_R(x, y)$  is required to vanish for negative time differences:  $G_R(x, y) = 0$  if  $x_0 < y_0$ ; the advanced for positive:  $G_A(x, y) = 0$  if  $x_0 > y_0$ . By virtue of the boundary condition chosen for equation (11) the retarded propagator can be expressed as:

$$iG_R(x, y)\gamma^0 = +G_H(x, y)\delta^{(3)}(\vec{x} - \vec{y})\theta(x_0 - y_0), \quad (12)$$

the advanced as:

$$iG_A(x, y)\gamma^0 = -G_H(x, y)\delta^{(3)}(\vec{x} - \vec{y})\theta(y_0 - x_0). \quad (13)$$

With the help of the general resummation formula derived in [1]:

$$\begin{aligned} & \mathcal{P} \exp \left\{ \int_{y_0}^{x_0} d\xi_0 [B(\xi_0) + C(\xi_0)] \right\} = \\ & = \mathcal{P} \exp \left\{ \int_{y_0}^{x_0} d\xi_0 B(\xi_0) \right\} \times \\ & \quad \times \mathcal{P} \exp \left[ \int_{y_0}^{x_0} d\xi_0 \mathcal{P} \exp \left\{ \int_{\xi_0}^{y_0} dz_0 B(z_0) \right\} C(\xi_0) \mathcal{P} \exp \left\{ \int_{y_0}^{\xi_0} dz_0 B(z_0) \right\} \right] = \\ & = \mathcal{P} \exp \left[ \int_{y_0}^{x_0} d\xi_0 \mathcal{P} \exp \left\{ \int_{\xi_0}^{x_0} dz_0 B(z_0) \right\} C(\xi_0) \mathcal{P} \exp \left\{ \int_{x_0}^{\xi_0} dz_0 B(z_0) \right\} \right] \times \\ & \quad \times \mathcal{P} \exp \left\{ \int_{y_0}^{x_0} d\xi_0 B(\xi_0) \right\}, \end{aligned} \quad (14)$$

which is based on the group property valid for path-ordered exponentials:

$$\mathcal{P} \exp \left\{ \int_{y_0}^{x_0} d\xi_0 B(\xi_0) \right\} = \mathcal{P} \exp \left\{ \int_{z_0}^{x_0} d\xi_0 B(\xi_0) \right\} \times \mathcal{P} \exp \left\{ \int_{y_0}^{z_0} d\xi_0 B(\xi_0) \right\}, \quad (15)$$

the generalised translation operators can be included into the principal path-ordered exponential:

$$\begin{aligned} iG_R(x, y)\gamma^0 &= \int \frac{d^3 k}{(2\pi)^3} e^{+i\vec{k} \cdot (\vec{x} - \vec{y})} G_H(x, y, \vec{k}) \theta(x_0 - y_0) = \\ &= \int \frac{d^3 k}{(2\pi)^3} e^{+i\vec{k} \cdot (\vec{x} - \vec{y})} \mathcal{P} \exp \left\{ i \int_{y_0}^{x_0} d\xi_0 \gamma^0 \left[ i\gamma^j \partial_j(x) + \gamma^j k_j + \gamma \cdot A(\xi_0, \vec{x}) - m \right] \right\} \theta(x_0 - y_0) \end{aligned} \quad (16)$$

Here, the  $\delta$ -distribution has been replaced by its Fourier representation. The path-ordered exponential in equation (16) corresponds to a special mixed representation of the homogeneous solution  $G_H$ . Only the spatial *relative* coordinates have been Fourier transformed to the momentum space. The *absolute* coordinate is kept in the coordinates space. This becomes clearer by noting that, because of the  $\delta$ -distribution introduced by the boundary conditions,  $\vec{x}$  in the path-ordered exponential can always be replaced by  $\vec{y}$  and also by  $(\vec{x} + \vec{y})/2$ . Due to its mixed boundary conditions for positive and negative energy solutions, the Feynman propagator cannot be expressed in a similar way. Henceforth, unless otherwise stated,  $G(x, y)$  also without the index  $R$  shall stand for the retarded propagator.

### A. Generalised translation operator

In one spatial dimension, the object in equation (9) is linked to common translation operators  $\exp\{-t\partial_3\}$  through:

$$U_3(+t) = \exp\{-t\gamma^0\gamma^3\partial_3\} = \rho^+ e^{-t\partial_3} + \rho^- e^{+t\partial_3}, \quad (17)$$

where  $2\rho^\pm = 1 \pm \gamma^0\gamma^3$  are two projectors, whence  $(\rho^\pm)^2 = \rho^\pm$  and  $\rho^\pm\rho^\mp = 0$ . In three dimensions, the operator (9) transforms a  $\delta$ -distribution localised at  $\vec{x} = \vec{y}$  to:

$$\exp\{-t\gamma^0\gamma^j\partial_j(x)\}\delta^{(3)}(\vec{x} - \vec{y}) = \frac{1}{4\pi} \left[ \partial_t + \gamma^0\gamma^j\partial_j(x) \right] \frac{\delta(|\vec{x} - \vec{y}| - t) - \delta(|\vec{x} - \vec{y}| + t)}{|\vec{x} - \vec{y}|}. \quad (18)$$

The effect on any other function can be investigated by a convolution of it with the previous equation. The corresponding integral has only support in the distance  $t$  from the point  $\vec{x}$  along the light-cone, i.e., on a sphere of radius  $t$ . After making use of the one-dimensional  $\delta$ -distributions there remain two angular integrations  $d\Phi$  which represent an average of the equidistant shifts over all directions  $\hat{\vec{z}}(\Phi)$  ( $|\hat{\vec{z}}| = 1$ ):

$$\exp\{-t\gamma^0\gamma^j\partial_j(x)\}f(\vec{x}) = \frac{1}{2} \left[ \partial_t + \gamma^0\gamma^j\partial_j(x) \right] \int \frac{d\Phi}{4\pi} t [f(\vec{x} + \hat{\vec{z}}t) + f(\vec{x} - \hat{\vec{z}}t)], \quad (19)$$

where  $\vec{x}$  is the center of the coordinate system. The differential operator on the right-hand side of the last equation serves to assign the correct element of the Clifford algebra to every contribution of the integral.

### B. Expansion schemes

In this section, various expansion schemes for the retarded propagator are presented. This shall serve to establish the connection to the results in the purely time-dependent case [1]. Like there they are also to help to expose the characteristics of the full expression.

### 1. Weak-field expansion

In order to obtain the weak-field expansion, the general resummation formula (14) can be used to transform the path-ordered exponential in equation (16) with the choice  $C(\xi_0) = i\gamma^0\gamma \cdot A(\xi_0)$ . After expanding the result in powers of the gauge field,  $G_H = \sum_n G_H^{(n)}$ , and Fourier transformation of the vector potential into a mixed representation one finds up to the second order:

$$G_H^{(0)}(x, y, \vec{k}) = \exp\{i\gamma^0[\gamma^j k_j - m](x_0 - y_0)\} \quad (20)$$

$$\begin{aligned} G_H^{(1)}(x, y, \vec{k}) = & i \int_{y_0}^{x_0} d\xi_0 \int \frac{d^3\kappa}{(2\pi)^3} e^{+i\vec{\kappa} \cdot \vec{x}} \times \\ & \times \exp\{i\gamma^0[\gamma^j(k_j + \kappa_j) - m](x_0 - \xi_0)\} i\gamma^0\gamma \cdot A(\xi_0, \vec{\kappa}) \times \\ & \times \exp\{i\gamma^0[\gamma^j k_j - m](\xi_0 - y_0)\}, \end{aligned} \quad (21)$$

$$\begin{aligned} G_H^{(2)}(x, y, \vec{k}) = & i \int_{y_0}^{x_0} d\xi_0 i \int_{y_0}^{\xi_0} d\eta_0 \int \frac{d^3\kappa}{(2\pi)^3} \frac{d^3\lambda}{(2\pi)^3} e^{+i(\vec{\kappa} + \vec{\lambda}) \cdot \vec{x}} \times \\ & \times \exp\{i\gamma^0[\gamma^j(k_j + \kappa_j + \lambda_j) - m](x_0 - \xi_0)\} i\gamma^0\gamma \cdot A(\xi_0, \vec{\kappa}) \times \\ & \times \exp\{i\gamma^0[\gamma^j(k_j + \lambda_j) - m](\xi_0 - \eta_0)\} i\gamma^0\gamma \cdot A(\eta_0, \vec{\lambda}) \times \\ & \times \exp\{i\gamma^0[\gamma^j k_j - m](\eta_0 - y_0)\}. \end{aligned} \quad (22)$$

Subsequent orders are obtained analogously. Replacing the exponential functions in the higher orders by the lowest order expression in equation (20), reproduces the usual form of the weak-field expansion.

### 2. Strong-field expansion

The expansion in the last section has been adapted for fields with  $A \ll \omega$ . In the opposite case  $A \gg \omega$ , for a strong field, the redistribution of the exponent of the retarded propagator according to equation (14) must be such that  $C(\xi_0) = i\gamma^0[\gamma^j k_j - m]$ . Hence the retarded propagator becomes:

$$\begin{aligned} G_H(x, y, \vec{k}) = & \mathcal{P} \exp \left[ i \int_{y_0}^{x_0} d\xi_0 \mathcal{P} \exp \left\{ i \int_{\xi_0}^{x_0} dz_0 \gamma^0 [i\gamma^j \partial_j(x) + \gamma \cdot A(z_0, \vec{x})] \right\} \right] \times \\ & \times \gamma^0[\gamma^j k_j - m] \mathcal{P} \exp \left\{ i \int_{x_0}^{\xi_0} dz_0 \gamma^0 [i\gamma^j \partial_j(x) + \gamma \cdot A(z_0, \vec{x})] \right\} \times \\ & \times \mathcal{P} \exp \left\{ i \int_{y_0}^{x_0} d\xi_0 \gamma^0 [i\gamma^j \partial_j(x) + \gamma \cdot A(\xi_0, \vec{x})] \right\}, \end{aligned} \quad (23)$$

which subsequently can be expanded in powers of the term involving the mass and the three-momentum. The secondary path-ordered exponentials can again be decomposed into field insertions and generalised translation operators:

$$\begin{aligned}
& \mathcal{P} \exp \left\{ i \int_{y_0}^{x_0} d\xi_0 \gamma^0 [i\gamma^j \partial_j(x) + \gamma \cdot A(\xi_0, \vec{x})] \right\} = \\
& = \mathcal{P} \exp \left[ i \int_{y_0}^{x_0} d\xi_0 U(x_0 - \xi_0) \gamma^0 \gamma \cdot A(\xi_0, \vec{x}) U(\xi_0 - x_0) \right] U(x_0 - y_0)
\end{aligned} \tag{24}$$

Based on what was said about the general translation operator in section II A, the last expression shows how the behaviour of the retarded propagator depends on the values of the field at the relativistically retarded positions (with a light-like displacement from  $\vec{x}$ ). That equation (24) corresponds really to an expansion in the on-shell energy  $\omega$  can be seen from the fact that:  $\{\gamma^0[\gamma^j k_j - m]\}^2 = \omega^2$ . As the on-shell energy  $\omega$  equals the (asymptotic) relativistic mass, the strong-field expansion represents one in the "inertia" as opposed to one in the "accelerations" which is the weak-field expansion.

### 3. Gradient expansion

For gauge fields whose temporal gradients are much larger than their spatial ones, a gradient expansion is obtained with the help of the general resummation formula (14) by choosing  $C = -\gamma^0 \gamma^j \partial_j$ :

$$\begin{aligned}
G_H(x, y, \vec{k}) = & \mathcal{P} \exp \left[ i \int_{y_0}^{x_0} d\xi_0 \mathcal{P} \exp \left\{ i \int_{\xi_0}^{x_0} dz_0 \gamma^0 [\gamma^j k_j - m + \gamma \cdot A(z_0, \vec{x})] \right\} \times \right. \\
& \times i\gamma^0 \gamma^j \partial_j(x) \mathcal{P} \exp \left\{ i \int_{x_0}^{\xi_0} dz_0 \gamma^0 [\gamma^j k_j - m + \gamma \cdot A(z_0, \vec{x})] \right\} \left. \right] \times \\
& \times \mathcal{P} \exp \left\{ i \int_{y_0}^{x_0} d\xi_0 \gamma^0 [\gamma^j k_j - m + \gamma \cdot A(\xi_0, \vec{x})] \right\}.
\end{aligned} \tag{25}$$

A result analogous to the most general in [1] is obtained as the lowest order term of an expansion of the above equation in the spatial gradient. Higher orders contain powers of the spatial gradient but no generalised translation operators. This is consistent with the assumption of a slowly varying field. The evaluation of its values at the retarded positions can be achieved by means of a Taylor expansion.

### 4. Combined strong-field and gradient expansion

In the case, where the field is strong compared to the scale set by the on-shell energy  $\omega$  and above that has only relatively small spatial gradients, an additional expansion of equation (24) in these yields:

$$\begin{aligned}
& \mathcal{P} \exp \left\{ i \int_{y_0}^{x_0} d\xi_0 \gamma^0 [i\gamma^j \partial_j(x) + \gamma \cdot A(\xi_0, \vec{x})] \right\} = \\
& = \mathcal{P} \exp \left[ i \int_{y_0}^{x_0} \mathcal{P} \exp \left\{ i \int_{\xi_0}^{x_0} dz_0 \gamma^0 \gamma \cdot A(z_0, \vec{x}) \right\} i\gamma^0 \gamma^j \partial_j(x) \mathcal{P} \exp \left\{ i \int_{\xi_0}^{x_0} dz_0 \gamma^0 \gamma \cdot A(z_0, \vec{x}) \right\} \right] \times \\
& \times \mathcal{P} \exp \left\{ i \int_{y_0}^{x_0} d\xi_0 \gamma^0 \gamma \cdot A(\xi_0, \vec{x}) \right\}
\end{aligned} \tag{26}$$



Finite orders of an expansion of this expression in the spatial gradients inserted into equation (23) lead to the generalisation of the strong-field approximation presented previously in [1].

### 5. Abelian expansion

This is the only expansion scheme not based on the resummation formula (14). The  $N$ -th order Abelian approximation can be obtained according to the following prescription: Starting out with equation (16), the group property (15) is used in order to obtain a product of  $N + 1$  path-ordered exponentials. There is a certain arbitrariness in choosing the intermediate points, but they must be ordered in time (see below). Subsequently, generalised translation operators are generated in every single factor by resumming the derivatives. Finally, the path ordering is neglected:

$$G_H(x, y, \vec{k}) = \mathcal{P} \prod_{\nu=0}^N \exp \left\{ i \int_{\xi_{\nu+1}}^{\xi_{\nu}} dz_0 U(\xi_{\nu} - z_0) \gamma^0 [\gamma^j k_j + \gamma \cdot A(z_0, \vec{x}) - m] U(z_0 - \xi_{\nu}) \right\} \times \\ \times U(\xi_{\nu} - \xi_{\nu+1}), \quad (27)$$

with  $x_0 = \xi_0 > \xi_1 > \dots > \xi_N > \xi_{N+1} = y_0$  because for the retarded propagator  $x_0 > y_0$ .  $\mathcal{P}$  denotes that the factors are ordered with respect to the index  $\nu$  with the lowest index furthest to the left.

For infinitely small interval widths (infinitely many factors) the exact result is reobtained, because in that case the exponential functions can be replaced by linear factors and hence also by path-ordered exponentials. This again gives the exact retarded propagator. However, the present Abelian approximation scheme converges faster than the expression with linear factors [1]. The above result can be interpreted as the propagation of the fermions over the interval  $[\xi_{\nu}, \xi_{\nu+1}]$  with their average canonical momentum. The average comes ever closer to the actual value if the intervals become smaller. To the contrary, in the weak-field expansion, the particles are always propagated with their asymptotic kinematic momentum and in higher orders they only interact more and more often with the field.

### C. Gauge fields of one temporal and one spatial coordinate

In order to obtain further insight into the structure of the propagator, let us investigate the case where the gauge field depends only on the coordinates in the zero (time) and three (longitudinal) directions. Then the propagator is treated most conveniently in a mixed representation as a function of said coordinates and the transverse momentum. With the choice  $B = -\gamma^0 \gamma^3 \partial_3$  the resummation formula (14) leads to:

$$iG(x_0, y_0, x_3, y_3, \vec{k}_T) \gamma^0 = \int \frac{dk_3}{2\pi} e^{+ik_3(x_3 - y_3)} \theta(x_0 - y_0) \check{G}(x_0, y_0, x_3, k_3, \vec{k}_T) U_3(x_0 - y_0) \quad (28)$$

with

$$\check{G}(x_0, y_0, x_3, k_3, \vec{k}_T) = \mathcal{P} \exp \left\{ i \int_{y_0}^{x_0} d\xi_0 U_3(x_0 - \xi_0) \gamma^0 [\gamma^J k_J - m + \gamma \cdot A(\xi_0, x_3)] U_3(\xi_0 - x_0) \right\} \quad (29)$$

and implicit summations over the transverse coordinates  $J \in \{1, 2\}$ .

### 1. Gauge field with longitudinal and temporal components and gradients

At first only the zero and three component of the gauge field are to be non-vanishing. Additionally, the particles are not to have a transverse mass. Hence, in the resulting equation also the kernel ( $C$ ) involving the fields and momenta can be decomposed with the help of the projectors  $\rho^\pm$ . Contributions to the different subspaces do not mix. Therefore, all common translation operators meet their inverse after acting on the components of the gauge field and one gets:

$$\begin{aligned} \check{G}_{\vec{A}_T=\vec{0}}^{m_T=0}(x_0, y_0, x_3, k_3) &= \rho^+ e^{+ik_3(x_0-y_0)} \mathcal{P} \exp \left\{ i \int_{\sqrt{2}(y_0-x_0)}^0 d\xi_- A_+(x_+, x_- + \xi_-) \right\} + \\ &+ \rho^- e^{-ik_3(x_0-y_0)} \mathcal{P} \exp \left\{ i \int_{\sqrt{2}(y_0-x_0)}^0 d\xi_+ A_-(x_+ + \xi_+, x_-) \right\}, \end{aligned} \quad (30)$$

with the definition  $\sqrt{2}v_\pm = v_0 \pm v_3$  and the change of variables to  $A = A(x_+, x_-)$ . The path-ordered exponentials on the right-hand side are Wilson lines in which the  $A_\pm$  component is integrated along the  $\xi_\mp$  coordinate, respectively. As a consequence of relativity, the endpoints of the path in the  $\xi_\pm$  direction depend on the value of the  $x_\mp$  coordinate, respectively. The two contributions which come exactly from on the backward light-cone are schematically depicted in figure 2.

Loosening the requirements on the system by admitting a non-zero transverse mass, leads to four contributions in the exponent of the analogous expression:

$$\begin{aligned} \check{G}_{\vec{A}_T=\vec{0}}(x_0, y_0, x_3, k_3, \vec{k}_T) &= \mathcal{P} \exp \left[ i \int_{y_0-x_0}^0 d\xi_0 \times \right. \\ &\times \left( \rho^+ \left\{ \sqrt{2}A_+(x_+, x_- + \sqrt{2}\xi_0) + k_3 \right\} \rho^+ + \rho^- \left\{ \sqrt{2}A_-(x_+ + \sqrt{2}\xi_0, x_-) - k_3 \right\} \rho^- + \right. \\ &\left. \left. + \rho^+ \gamma^0 \{ \gamma^J k_J - m \} e^{+2\xi_0 \partial_3(x)} \rho^- + \rho^- \gamma^0 \{ \gamma^J k_J - m \} e^{-2\xi_0 \partial_3(x)} \rho^+ \right) \right] \end{aligned} \quad (31)$$

where use has been made of the idempotency of the projectors and of the relation  $\rho^\pm \gamma^0 \{ \gamma^J k_J - m \} = \gamma^0 \{ \gamma^J k_J - m \} \rho^\mp$ . In the terms involving the transverse mass – note that  $[\gamma^0(\gamma^J k_J - m)]^2 = m_T^2$  – the translation operators do not meet their inverse and hence do not drop out. A resummation of this expression for small transverse mass  $m_T$  yields:

$$\begin{aligned} \check{G}_{\vec{A}_T=\vec{0}}(x_0, y_0, x_3, k_3, \vec{k}_T) &= \mathcal{P} \exp \left[ i \int_{y_0-x_0}^0 d\xi_0 \check{G}_{\vec{A}_T=\vec{0}}^{m_T=0}(x_0, x_0 + \xi_0, x_3, k_3) \times \right. \\ &\times \left( \rho^+ \gamma^0 \{ \gamma^J k_J - m \} e^{+2\xi_0 \partial_3(x)} \rho^- + \rho^- \gamma^0 \{ \gamma^J k_J - m \} e^{-2\xi_0 \partial_3(x)} \rho^+ \right) \times \\ &\left. \times \check{G}_{\vec{A}_T=\vec{0}}^{m_T=0}(x_0 + \xi_0, x_0, x_3, k_3) \right] \check{G}_{\vec{A}_T=\vec{0}}^{m_T=0}(x_0, y_0, x_3, k_3), \end{aligned} \quad (32)$$

where  $\check{G}_{\vec{A}_T=\vec{0}}^{m_T=0}(x_0, y_0, x_3, k_3)$  has been taken from equation (30). Therefore, the lowest (zero) order term in an expansion of the above expression in the transverse mass equals the result for vanishing transverse mass. The first order expression reads:

$$\check{G}^{(1)}(x_0, y_0, x_3, k_3, \vec{k}_T) = \sum_{\pm} i e^{\mp i k_3 (x_0 - y_0)} \int_{y_0 - x_0}^0 d\xi_0 e^{\mp 2i[k_3 + i\partial(x)]\xi_0} \check{G}_{\vec{A}_T = \vec{0}}^{(1)\pm\mp}, \quad (33)$$

where the sum over the contribution with the upper signs and that with the lower signs is taken:

$$\begin{aligned} \check{G}_{\vec{A}_T = \vec{0}}^{(1)+-} &= \mathcal{P} \exp \left\{ i \int_{\sqrt{2}\xi_0}^0 dz_- A_+(x_+, x_- + z_-) \right\} \rho^+ \gamma^0 \{ \gamma^J k_J - m \} \rho^- \times \\ &\quad \times \mathcal{P} \exp \left\{ i \int_{\sqrt{2}(y_0 - x_0 - \xi_0)}^0 dz_+ A_-(x_+ + z_+, x_- + \sqrt{2}\xi_0) \right\}, \\ \check{G}_{\vec{A}_T = \vec{0}}^{(1)-+} &= \mathcal{P} \exp \left\{ i \int_{\sqrt{2}\xi_0}^0 dz_+ A_-(x_+ + z_+, x_-) \right\} \rho^- \gamma^0 \{ \gamma^J k_J - m \} \rho^+ \times \\ &\quad \times \mathcal{P} \exp \left\{ i \int_{\sqrt{2}(y_0 - x_0 - \xi_0)}^0 dz_- A_+(x_+ + \sqrt{2}\xi_0, x_- + z_-) \right\}. \end{aligned} \quad (34)$$

The second order is sketched in figure 3. The kinks appear where the  $m_T$ -terms are inserted. Now, there are not only contributions from on the backward light-cone but also from everywhere within. The different orders in the expansion are weighted by powers of  $m_T$  according to the number of insertions and thus with the same weight wherever the kink is positioned.

For large transverse mass  $m_T$  the adequate expansion would be given by an expression analogous to the weak-field case (section IIB1) but without transverse components of the field.

## 2. Gauge fields with dominant longitudinal and temporal gradients

Taking the transverse components of the gauge field into account, too, but where the dependence on time and the longitudinal components is still more pronounced, the previous first-order expressions are modified to yield:

$$\begin{aligned} \check{G}^{(1)+-} &= \mathcal{P} \exp \left\{ i \int_{\sqrt{2}\xi_0}^0 dz_- A_+(x_+, x_- + z_-) \right\} \rho^+ \mathcal{M}_T(x_+, \sqrt{2}\xi_0 + x_-) \rho^- \times \\ &\quad \times \mathcal{P} \exp \left\{ i \int_{\sqrt{2}(y_0 - x_0 - \xi_0)}^0 dz_+ A_-(x_+ + z_+, x_- + \sqrt{2}\xi_0) \right\}, \\ \check{G}^{(1)-+} &= \mathcal{P} \exp \left\{ i \int_{\sqrt{2}\xi_0}^0 dz_+ A_-(x_+ + z_+, x_-) \right\} \rho^- \mathcal{M}_T(\sqrt{2}\xi_0 + x_+, x_-) \rho^+ \times \\ &\quad \times \mathcal{P} \exp \left\{ i \int_{\sqrt{2}(y_0 - x_0 - \xi_0)}^0 dz_- A_+(x_+ + \sqrt{2}\xi_0, x_- + z_-) \right\}, \end{aligned} \quad (35)$$

with  $\mathcal{M}_T(x_+, x_-) = \gamma^0 [\gamma^J k_J - m + \gamma^J A_J(x_+, x_-)]$ , the contribution from the transverse vector components. All ingredients needed in order to put together the full expression in analogy to equation (32) can always be read off from the first-order equations, here and in the following. The main difference with respect to the previous section is that now the trajectories

that have a kink at a given point are no longer weighted uniformly with  $\gamma^0\{\gamma^J k_J - m\}$  but according to the value of  $\gamma^0\{\gamma^J A_J(x_+, x_-) + \gamma^J k_J - m\}$  at the kink  $(x_+, x_-)$  or, in higher order terms, the various kinks (see figure 3).

In case the transverse components of the field should be dominant compared to the temporal and longitudinal components one can start out with equation (29) and resum the terms involving the transverse gauge field:

$$\begin{aligned} \check{G}(x_0, y_0, x_3, k_3, \vec{k}_T) &= \\ &= \mathcal{P} \exp \left[ i \int_{y_0}^{x_0} d\xi_0 \check{G}_{A_{0,3}=0}(x_0, \xi_0, x_3, k_3, \vec{k}_T) U_3(x_0 - \xi_0) \gamma^0 [\gamma^3 k_3 + \gamma \cdot \vec{A}(\xi_0, x_3)] \times \right. \\ &\quad \left. \times U_3(\xi_0 - x_0) \check{G}_{A_{0,3}=0}(\xi_0, x_0, x_3, k_3, \vec{k}_T) \right] \check{G}_{A_{0,3}=0}(x_0, y_0, x_3, k_3, \vec{k}_T), \end{aligned} \quad (36)$$

with the definition for four-vectors  $\tilde{v}^\mu = (v^0, 0, 0, v^3)$  and where:

$$\begin{aligned} \check{G}_{A_{0,3}=0}(x_0, y_0, x_3, k_3, \vec{k}_T) &= \mathcal{P} \exp \left\{ \frac{i}{\sqrt{2}} \int_{\sqrt{2}(y_0-x_0)}^0 d\xi_0 \times \right. \\ &\quad \left. \times \left( \rho^+ \mathcal{M}_T(x_+, x_- + \xi_0) \rho^- e^{+\sqrt{2}\xi_0 \partial_3(x)} + \rho^- \mathcal{M}_T(x_+ + \xi_0, x_-) \rho^+ e^{-\sqrt{2}\xi_0 \partial_3(x)} \right) \right\}. \end{aligned} \quad (37)$$

The most important difference between the equations (37) and (30) is the fact, that a decomposition into two terms involving exponentials without Clifford matrices in the argument is not possible. However, because of the alternating occurrence of the projectors  $\rho^\pm$ , the expansion of this path-ordered exponential leads to two contributions per order: one with  $\rho^+$  on the left-hand side and the other with a  $\rho^-$ . See, for example, the second order term: Together with the projectors, the translation operators appear in an alternating manner. This ensures that only contributions from on or within the backward light-cone are taken into account. That can be seen best after putting all translation operators to the right:

$$\begin{aligned} \check{G}_{A_{0,3}=0}^{(2)}(x_0, y_0, x_3, k_3, \vec{k}_T) &= \frac{i}{\sqrt{2}} \int_{\sqrt{2}(y_0-x_0)}^0 d\xi_0 \frac{i}{\sqrt{2}} \int_{\sqrt{2}(y_0-x_0-\xi_0)}^0 d\eta_0 \times \\ &\quad \times \left[ \rho^+ \mathcal{M}_T(x_+, \xi_0 + x_-) \mathcal{M}_T(x_+ + \eta_0, \xi_0 + x_-) \rho^- e^{-\sqrt{2}\eta_0 \partial_3(x)} + \right. \\ &\quad \left. + \rho^- \mathcal{M}_T(\xi_0 + x_+, x_-) \mathcal{M}_T(\xi_0 + x_+, \eta_0 + x_-) \rho^+ e^{+\sqrt{2}\eta_0 \partial_3(x)} \right] \end{aligned} \quad (38)$$

The fact that there are no contributions to the propagator from outside the backward light-cone, consistent with relativity, also persists in the general case (see section II A and figure 3).

### 3. Gauge field of one time-like curvilinear coordinate

The Green's functions obtained in [1] were equal to the retarded propagator only for a field depending on one time-like curvilinear coordinate  $n \cdot x$  with  $n^2 > 0$ . Now one is in the position to give the retarded propagators for gauge fields as functions of one space- ( $n^2 < 0$ ) or light-like ( $n^2 = 0$ ) curvilinear coordinate, too. In order to investigate the different

situations it is only necessary to look at one special choice for  $n$  in each case, because  $n^2$  is a Lorentz scalar. For the time-like case  $n^\mu = (1, 0, 0, 0)$  had been chosen, for the space-like  $n^\mu = (0, 0, 0, 1)$ , and for the light-like  $n^\mu = (1, 0, 0, -1)/\sqrt{2}$ .

As already stated before, the time-like case is equivalent to the lowest order expansion in the spatial gradient of equation (25). A reason for this particularly compact form can be read off from figure 4. The contributions to the propagator may be projected along straights of constant time, i.e., the same coordinate for which the retarded propagator's boundary conditions and hence the variable for the outer integrations are given.

#### 4. Gauge field of one space-like curvilinear coordinate

If the gauge field is merely a function of a space-like curvilinear coordinate, say  $x_3$ , equations (35) can be rewritten as:

$$\begin{aligned}
& \check{G}^{(1)+-} = \\
& = \mathcal{P} \exp \left\{ i\sqrt{2} \int_{\xi_0}^0 dz_3 A_+(x_3 - z_3) \right\} \rho^+ \mathcal{M}_T(x_3 - \xi_0) \rho^- \mathcal{P} \exp \left\{ i\sqrt{2} \int_{y_0-x_0}^{\xi_0} dz_3 A_-(x_3 + z_3) \right\}, \\
& \check{G}^{(1)-+} = \\
& = \mathcal{P} \exp \left\{ i\sqrt{2} \int_{\xi_0}^0 dz_3 A_-(x_3 + z_3) \right\} \rho^- \mathcal{M}_T(x_3 + \xi_0) \rho^+ \mathcal{P} \exp \left\{ i\sqrt{2} \int_{y_0-x_0}^{\xi_0} dz_3 A_+(x_3 - z_3) \right\}.
\end{aligned} \tag{39}$$

where the variable in the argument of the gauge field has been kept as  $A(x_3)$ . As can be seen from this expression and also as indicated in figure 5 the field is integrated back and forth over the longitudinal coordinate while the phase factors are still functions of time [see equation(33)]. To the contrary, the respective Green's function derived for this case in [1] which is not a propagator, exhibits a different form, because a different boundary condition had been imposed there.

#### 5. Gauge field of one light-like curvilinear coordinate

For a gauge field being a function of the light-like coordinate  $x_-$ , the equations (35) simplify to:

$$\begin{aligned}
\check{G}^{(1)+-} &= \mathcal{P} \exp \left\{ i \int_{\sqrt{2}\xi_0}^0 dz_- A_+(x_- + z_-) \right\} \rho^+ \mathcal{M}_T(\sqrt{2}\xi_0 + x_-) \rho^- \times \\
&\quad \times \exp \left\{ -i\sqrt{2}(y_0 - x_0 - \xi_0) A_-(x_- + \sqrt{2}\xi_0) \right\}, \\
\check{G}^{(1)-+} &= \exp \left\{ -i\sqrt{2}\xi_0 A_-(x_-) \right\} \rho^- \mathcal{M}_T(x_-) \rho^+ \mathcal{P} \exp \left\{ i \int_{\sqrt{2}(y_0-x_0-\xi_0)}^0 dz_- A_+(x_- + z_-) \right\}.
\end{aligned} \tag{40}$$

Here, one of the two path-ordered exponentials per addend becomes a simple phase. It is always the one, which is integrated along  $z_+$  with  $z_-$  kept fixed. As the entire argument is

only a function of  $z_-$  it can be taken out of the integral which no longer needs path-ordering and thus only gives a time difference. In figure 6 these phase factors are the contributions parallel to the direction of projection. Therefore, they are each mapped onto a point. The solution presented above is of the form relevant in a field theory with standard quantisation. The respective expression for the homogeneous solution of the Dirac equation in the case of retarded boundary conditions along the light cone was given in [1].

### 6. Longitudinally boost-invariant gauge fields

A case of particular interest in ultrarelativistic heavy-ion collisions is that of a gauge field which is a function of proper time  $\tau = \sqrt{x_0^2 - x_3^2}$ , although this requirement often imposes further limitations on the configurations of the gauge field. Independent of this reasoning, usually also a dependence on the transverse coordinates is present. Here the simpler case is sufficient to clarify the main features. As  $\tau > 0$  in the forward light-cone, it does not lead to ambiguities to define the gauge field as  $A = A(2\tau^2 = x_+ x_-)$ . Therefore the equations (35) become:

$$\begin{aligned}
\check{G}^{(1)+-} &= \mathcal{P} \exp \left\{ i \int_{\sqrt{2}\xi_0}^0 dz_- A_+[x_+(x_- + z_-)] \right\} \rho^+ \mathcal{M}_T[x_+(\sqrt{2}\xi_0 + x_-)] \rho^- \times \\
&\quad \times \mathcal{P} \exp \left\{ i \int_{\sqrt{2}(y_0 - x_0 - \xi_0)}^0 dz_+ A_-[(x_+ + z_+)(x_- + \sqrt{2}\xi_0)] \right\} \exp\{+2\xi_0 \partial_3(x)\}, \\
\check{G}^{(1)-+} &= \mathcal{P} \exp \left\{ i \int_{\sqrt{2}\xi_0}^0 dz_+ A_-[(x_+ + z_+)x_-] \right\} \rho^- \mathcal{M}_T[(\sqrt{2}\xi_0 + x_+)x_-] \rho^+ \times \\
&\quad \times \mathcal{P} \exp \left\{ i \int_{\sqrt{2}(y_0 - x_0 - \xi_0)}^0 dz_- A_+[(x_+ + \sqrt{2}\xi_0)(x_- + z_-)] \right\}.
\end{aligned} \tag{41}$$

It can be seen from these expressions that the longitudinal boost-invariance of the vector potential does not lead to great simplifications. In fact the propagator itself does not become boost-invariant. The reason for this is that the boundary condition for the retarded propagator is not invariant under longitudinal boosts. From figure 7 it becomes evident as well that the problem does not exhibit the symmetry of the field. Nevertheless, there are simplifications for the homogeneous solution  $G_H$ .

## III. FERMION-ANTIFERMION PAIR PRODUCTION

In this chapter, the findings for the full propagator in a space-time dependent field are interpreted in view of the problem of particle production by vacuum polarisation. Such a calculation can be understood in two different ways. Either the field is an external field in the strict sense, or the field is the self-consistent solution of a set of equations. In the first case it is governed entirely by the characteristics of the physical system without the phenomenon of particle creation. Subsequently it can be used to determine the spectrum of produced particles. An approach of this kind is justified if particle production represents only a perturbation which must be checked eventually. In the second case, given the solution for the set of equations in form of the classical field is known, the question is how many particles were created in the process. Here, the set of equations would include the Yang-

Mills equations with an initially present current and the current induced by the fermions and antifermions. In this section the first way is to be pursued, because the back-reaction in the investigated system is suppressed by higher powers of the coupling constant not accompanied by powers of the vector potential.

According to [17] the expectation value for the number of produced pairs can be determined by starting out with a negative energy electron with four-momentum  $q$  corresponding to a positive energy positron:

$$\psi_q(y) = v(q)e^{-iq \cdot y}, \quad (42)$$

with the unit spinor  $v(q)$ . After its propagation through the field, calculate its overlap with a positive energy electron solution with four-momentum  $p$ :

$$\psi_p(x) = u(p)e^{+ip \cdot x}, \quad (43)$$

with the unit spinor  $u(p)$ . Wave-function solutions of the Dirac equation at  $x$  and  $y$  are connected by the retarded propagator according to:

$$\psi(x) = \int d^3y G_R(x, y) \gamma^0 \psi_q(y). \quad (44)$$

Hence, the required overlap reads:

$$M(p, q) = \int d^3x d^3y \psi_p^\dagger(x) G_R(x, y) \psi_q(y). \quad (45)$$

With the definition of the retarded one-particle scattering operator  $\mathcal{T}_R$

$$G_R(x, y) = G_R^0(x - y) + \int d^4\xi d^4\eta G_R^0(x - \xi) \mathcal{T}_R(\xi, \eta) G_R^0(\eta - y), \quad (46)$$

the overlap can be rewritten as:

$$M(p, q) = \int d^4\xi d^4\eta \bar{\psi}_p(\xi) \mathcal{T}_R(\xi, \eta) \psi_q(\eta) = \bar{u}(p) \mathcal{T}_R(p, -q) v(q), \quad (47)$$

because  $\psi_q$  and  $\psi_p$  are orthogonal to each other and are solutions of the free Dirac equation, whence:

$$\begin{aligned} \int d^3y G_R^0(x - y) \gamma^0 \psi_q(y) &= \psi_q(x) \\ \int d^3y \bar{\psi}_p(y) \gamma^0 G_R^0(y - x) &= \bar{\psi}_p(x). \end{aligned} \quad (48)$$

In the last step the definitions of  $\psi_q$  and  $\psi_p$  in equations (42) and (43) had been inserted and the integrations carried out. This led to the Fourier transformation of the single-particle scattering operator. The square of this overlap  $|M(p, q)|^2$  summed/averaged over all colours

and spins is equal to the differential expectation value for the number of produced pairs where the particle carries the momentum  $p$  and the antiparticle the momentum  $q$ . After integration over the phase space of the particle (antiparticle) one obtains the spectrum of produced antiparticles (particles). Integration over all momenta finally gives the expectation value for the number of produced pairs:

$$\langle n \rangle = \int \frac{d^3 q}{2(2\pi)^3 \omega_q} \frac{d^3 p}{2(2\pi)^3 \omega_p} |\bar{u}(q) \mathcal{T}_R(q, -p) v(p)|^2, \quad (49)$$

where  $\omega_p = \sqrt{|\vec{p}|^2 + m^2}$  and  $\omega_q = \sqrt{|\vec{q}|^2 + m^2}$ . In order to address the issue of gauge invariance, rewrite the previous expression as [2]:

$$\langle n \rangle = - \int \frac{d^3 q}{(2\pi)^3 2\omega_q} d^4 x d^4 y e^{iq \cdot (x-y)} \text{tr} \{ (\gamma \cdot q + m) [i\gamma \cdot \partial(x) - m] G_{+-}(x, y) [i\gamma \cdot \partial(y) - m] \}, \quad (50)$$

where the derivatives are only acting on the propagator. The only coloured and hence gauge-dependent part of equation (50) is the propagator, even after taking the trace over its colour indices:

$$\text{tr} \{ G(x, y) \} \rightarrow \text{tr} \{ G'(x, y) \} = \text{tr} \{ \Omega(x) G(x, y) \Omega^\dagger(y) \} \neq \text{tr} \{ G(x, y) \} \quad (51)$$

One way to obtain a gauge invariant expression is averaging over all gauges, because by doing so every supplementary gauge transformation  $\omega(x)$  can be absorbed by shifting the functional-integral measure:

$$\int [d\Omega] \text{tr} \{ \omega(x) G(x, y) \omega^\dagger(y) \} = \int [d(\omega\Omega)] \text{tr} \{ G(x, y) \} = \int [d\Omega'] \text{tr} \{ G(x, y) \}. \quad (52)$$

Any SU(N) gauge transformation can be parametrised according to

$$\Omega(x) = \exp\{-iT^a \theta^a(x)\} = \sum_{n=1}^N |n(x)\rangle \langle n(x)| \exp\{-i\lambda_n(x)\} \quad (53)$$

with  $T^a$  the generators of the gauge algebra and where  $\lambda_n(x)$  are real eigenvalues and  $|n(x)\rangle$  orthonormalised eigenvectors of the matrix  $T^a \theta^a(x)$ . Functional integration over the eigenvalues in equation (51) leads to the transition:

$$\text{tr} \{ G(x, y) \} \rightarrow \mathcal{V} \delta^{(4)}(x - y) \text{tr} \{ G(x, x) \} \quad (54)$$

Already in its present form the last expression is gauge invariant. Averaging over the eigenvectors  $|n(x)\rangle$  is not needed, because the trace already takes care of colour neutrality. Now the two gauge transformations in equation (51) are evaluated at the same point and drop out of the trace. The four-volume  $\mathcal{V}$  depends on the averaging procedure, e.g. in lattice QCD



it corresponds to the volume of the lattice, in the McLerran-Venugopalan model it is linked to the charge distribution and thus the saturation momentum. There the average is taken over all charge configurations; also over those which differ only by a gauge transformation. This is equivalent to averaging over all physically different configurations (not linked by a gauge transformation) and subsequently over all gauges. Here, after only averaging over the gauges, the contributions from different configurations could be investigated separately in a gauge invariant way.

Evaluating the Fourier transformations in equation (50) making use of the previous result yields:

$$\langle \bar{n} \rangle = \mathcal{V} \int \frac{d^3 q}{(2\pi)^3 2\omega_q} \frac{d^4 l}{(2\pi)^4} \text{tr} \left\{ (\gamma \cdot q + m) G_R^{-1}(q) G_{+-}(l, l) G_A^{-1}(q) \right\}, \quad (55)$$

instead of

$$\langle n \rangle = \int \frac{d^3 q}{(2\pi)^3 2\omega_q} \text{tr} \left\{ (\gamma \cdot q + m) G_0^{-1}(q) G_{+-}(q, q) G_0^{-1}(q) \right\}, \quad (56)$$

which would be obtained directly from equation (50).

Making use of equation (5) ( $\sigma_1 = +$ ,  $\sigma_2 = -$ ),  $G_A(x, x) = G_R(x, x)$  (due to the inhomogeneous Dirac equation), and:

$$G_S(q, p) = \int \frac{d^4 k}{(2\pi)^3} \delta(k^2 - m^2) G_R^0(q) \mathcal{T}_R(q, k) (\gamma \cdot k + m) \mathcal{T}_A(k, p) G_A^0(p), \quad (57)$$

gives:

$$\begin{aligned} \langle \bar{n} \rangle = & \frac{\mathcal{V}}{2} \int \frac{d^3 q}{(2\pi)^3 2\omega_q} \frac{d^4 l}{(2\pi)^4} \frac{d^4 k}{(2\pi)^3} \delta(k^2 - m^2) \times \\ & \times \text{tr} \left\{ (\gamma \cdot q + m) G_0^{-1}(q) G_R^0(l) \mathcal{T}_R(l, k) (\gamma \cdot k + m) \mathcal{T}_A(k, l) G_A^0(l) G_0^{-1}(q) \right\}. \end{aligned} \quad (58)$$

This equation can be interpreted as the fermionic current induced by the external field from which the real component ( $q^2 = m^2$ ) is projected out with the extra condition that the currents momentum is on the mass shell once ( $k^2 = m^2$ ). Opposed to that, in equation (49) the momentum is forced to be on-shell twice.

Under a local gauge transformation  $\Omega(x)$ , the full propagator transforms homogeneously [see equation (51)]. The considerations concerning gauge invariance remain unchanged, if this behaviour is preserved in an approximation. In the case where, in a given gauge and/or Lorentz frame a certain expansion should be exact, this requirement is trivially satisfied. In general, if the expansion is based on powers of the covariant derivatives the covariance is always guaranteed. This is the case for equation (30), for expansions of equation (32) if the transverse momentum is omitted, and for approximations like equation (35) if the transverse derivatives are included with  $\mathcal{M}_T$  [after adapting equations (28) and (29)]. If the approximate propagator should not transform homogeneously, still a gauge invariant result can be obtained by averaging over all gauges. However, in that case the situation has to be reinvestigated, because then the transition (54) does no longer lead to an invariant result.

### A. Quarks and antiquarks in ultrarelativistic heavy-ion collisions

A standard way to describe an ultrarelativistic heavy-ion collision is to begin with a current of colour charges moving along the light-cone [15]. In order to obtain the classical gauge field the Yang-Mills equations have to be solved in the presence of this current. In Lorenz gauge the field consists of two different contributions.

One of them is made up of the Weizsäcker-Williams sheets. These correspond to the Coulomb fields of the different colour charges boosted into the closure of the Lorentz group. Therewith they become  $\delta$ -distributions in the light-cone coordinates. This approximation is justified for the description of particles with low longitudinal momentum (mid-rapidity). On the one hand they have a low resolution in this direction. On the other they cannot be comovers of the charges on the light-cone. For comoving particles the plane wave expansion would not be applicable [2].

The other contribution is the radiation field in the forward light-cone  $A^{rad}$ . By virtue of longitudinally boost-invariant boundary conditions on the light cone, it is sometimes taken as being invariant under longitudinal boosts, too. However, this is not necessarily the case. But anyway, as has been seen in section II C 6, there are no fundamental simplifications for the propagator. Thus this assumption will not be taken into account in the following discussion.

In Lorenz gauge, the Weizsäcker-Williams contribution to the gauge-field takes the form:

$$\begin{aligned} A_+^{WW}(x) &= -\frac{g}{2\pi} \sum_{n_L=1}^{N_L} T_a (T_a^L)_{n_L} \delta [x_- - (b_-^L)_{n_L}] \ln \lambda |\vec{x}_T - (\vec{b}_T^L)_{n_L}|, \\ A_-^{WW}(x) &= -\frac{g}{2\pi} \sum_{n_R=1}^{N_R} T_a (T_a^R)_{n_R} \delta [x_+ - (b_+^R)_{n_R}] \ln \lambda |\vec{x}_T - (\vec{b}_T^R)_{n_R}|. \end{aligned} \quad (59)$$

There is no contribution to the transverse components.  $\lambda$  is an arbitrary constant, regularising the logarithm which does not appear in quantities like the field tensor. The  $T_a$  are the generators of  $SU(3)_c$ . The  $(T_a^{L,R})_n$  represent the colour of the charges.

In general, the presence of a second nucleus leads to a precession of the charges of the first nucleus and vice versa which is a manifestation of the covariant conservation of the current. This leads to further sheet-like contributions to the gauge field which can be combined with the Weizsäcker-Williams fields by modifying the charges. Up to the next-to-leading order in perturbation theory they read [15]:

$$\begin{aligned} (T_a^L)_{n_L} &= (T_a^L)_{n_L}^{in} - \alpha_S \sum_{n_R=1}^{N_R} f_{abc} (T_b^L)_{n_L}^{in} (T_c^R)_{n_R}^{in} \theta [x_+ - (b_+^R)_{n_R}] \ln \lambda |\vec{x}_T - (\vec{b}_T^R)_{n_R}| + \mathcal{O}(\alpha_S^2), \\ (T_a^R)_{n_R} &= (T_a^R)_{n_R}^{in} + \alpha_S \sum_{n_L=1}^{N_L} f_{abc} (T_b^L)_{n_L}^{in} (T_c^R)_{n_R}^{in} \theta [x_- - (b_-^L)_{n_L}] \ln \lambda |\vec{x}_T - (\vec{b}_T^L)_{n_L}| + \mathcal{O}(\alpha_S^2). \end{aligned} \quad (60)$$

with the initial colours  $(T_a^{L,R})_{n_{L,R}}^{in}$ . To all orders, the modifications amount to Wilson lines over the gauge field along the branches of the light cone. Hence, the precession terms are absent in adequate, i.e., light-cone gauges. In order to ensure colour neutrality of each nucleus the following relations have to be satisfied:  $\sum_{n_L=1}^{N_L} T_a (T_a^L)_{n_L}^{in} = 0 = \sum_{n_R=1}^{N_R} T_a (T_a^R)_{n_R}^{in}$ .

Frequently, pairs of two charges belonging to the same nucleus are assigned to each other to form a colour-neutral dipole. Ultimately, higher order perturbative calculations for the gauge field as solution of the Yang-Mills equations are only of value in the presence of hard energy or short time scales. Up to now, non-perturbative solutions for this problem have been obtained only in transverse lattice calculations [16]. In any case, the general form of the field – continuous inside the forward light-cone and singular but integrable on the forward light-cone – allows to express the retarded propagator by a finite number of addends. Resumming the terms involving the Weizsäcker-Williams-like contributions together with the longitudinal derivatives in the homogeneous part in equation (16) yields:

$$\begin{aligned}
& \mathcal{P} \exp \left\{ i \int_{y_0}^{x_0} d\xi_0 \gamma^0 [i\gamma^j \partial_j(x) + \gamma^j k_j + \gamma \cdot A^{WW}(\xi_0, \vec{x}) + \gamma \cdot A^{rad}(\xi_0, \vec{x}) - m] \right\} = \\
& = \mathcal{P} \exp \left[ i \int_{y_0}^{x_0} d\xi_0 \mathcal{P} \exp \left\{ i \int_{\xi_0}^{x_0} dz_0 \gamma^0 [i\gamma^3 \partial_3(x) + \gamma \cdot A^{WW}(z_0, \vec{x})] \right\} \times \right. \\
& \quad \times \gamma^0 [i\gamma^J \partial_J(x) + \gamma^j k_j + \gamma \cdot A^{rad}(\xi_0, \vec{x}) - m] \times \\
& \quad \times \left. \mathcal{P} \exp \left\{ i \int_{x_0}^{\xi_0} dz_0 \gamma^0 [i\gamma^3 \partial_3(x) + \gamma \cdot A^{WW}(z_0, \vec{x})] \right\} \right] \times \\
& \times \mathcal{P} \exp \left\{ i \int_{y_0}^{x_0} d\xi_0 \gamma^0 [i\gamma^3 \partial_3(x) + \gamma \cdot A^{WW}(\xi_0, \vec{x})] \right\} \tag{61}
\end{aligned}$$

The path-ordered exponentials containing the Weizsäcker-Williams contribution to the vectorpotential can be written in the form of equation (30), because they do not contain any transverse components. Note that  $k_3 = 0$  has to be used as the longitudinal momentum has been kept inside the outer path-ordered exponential. Hence, after replacing  $A^{WW}$  by equations (59) and carrying out the path-ordered integration, one obtains:

$$\begin{aligned}
& \mathcal{P} \exp \left\{ i \int_{y_0}^{x_0} d\xi_0 \gamma^0 [i\gamma^3 \partial_3(x) + \gamma \cdot A^{WW}(\xi_0, \vec{x})] \right\} = \\
& = \rho^+ \mathcal{P} \prod_{n_L=1}^{N_L} \exp \left[ i a_{n_L}^L(\vec{x}_T) \left\{ \theta[x_- - (b_-^L)_{n_L}] - \theta[y_- - (b_-^L)_{n_L}] \right\} \right] e^{-(x_0-y_0)\partial_3(x)} + \\
& + \rho^- \mathcal{P} \prod_{n_R=1}^{N_R} \exp \left[ i a_{n_R}^R(\vec{x}_T) \left\{ \theta[x_+ - (b_+^R)_{n_R}] - \theta[y_+ - (b_+^R)_{n_R}] \right\} \right] e^{+(x_0-y_0)\partial_3(x)}, \tag{62}
\end{aligned}$$

with  $2\pi a_{n_{L,R}}^{L,R} = -g T_a (T_a^{L,R})_{n_{L,R}} \ln \lambda |\vec{x}_T - (\vec{b}_T^{L,R})_{n_{L,R}}|$ . It has been assumed that the sums in equation (59) are ordered in such a way that, if  $m_L > n_L$  then  $(b_-^L)_{m_L} > (b_-^L)_{n_L}$  and likewise if  $m_R > n_R$  then  $(b_+^R)_{m_R} > (b_+^R)_{n_R}$ . The same is to hold for the products in the previous equation and has been indicated by the  $\mathcal{P}$ . In contrast to equation (30), the translation operators are explicitly shown above, where they had been absorbed in equation (28).

Making repeated use of the relation  $f[\theta(+x)] = \theta(+x)f(1) + \theta(-x)f(0)$  and subsequent simplifications lead to:

$$\begin{aligned}
& \mathcal{P} \exp \left\{ i \int_{y_0}^{x_0} d\xi_0 \gamma^0 [i\gamma^3 \partial_3(x) + \gamma \cdot A^{WW}(\xi_0, \vec{x})] \right\} = \\
& = \rho^+ \mathcal{P} \prod_{n_L=1}^{N_L} \left[ 1 + \left\{ \theta[x_- - (b_-^L)_{n_L}] - \theta[y_- - (b_-^L)_{n_L}] \right\} \times \right. \\
& \quad \times \left. \left\{ \theta(y_0 - x_0) \exp[+ia_{n_L}^L(\vec{x}_T)] - \theta(x_0 - y_0) \exp[-ia_{n_L}^L(\vec{x}_T)] - 1 \right\} \right] e^{-(x_0-y_0)\partial_3(x)} + \\
& + \rho^- \mathcal{P} \prod_{n_R=1}^{N_R} \left[ 1 + \left\{ \theta[x_+ - (b_+^R)_{n_R}] - \theta[y_+ - (b_+^R)_{n_R}] \right\} \times \right. \\
& \quad \times \left. \left\{ \theta(y_0 - x_0) \exp[+ia_{n_R}^R(\vec{x}_T)] - \theta(x_0 - y_0) \exp[-ia_{n_R}^R(\vec{x}_T)] - 1 \right\} \right] e^{+(x_0-y_0)\partial_3(x)} \quad (63)
\end{aligned}$$

In ultrarelativistic heavy-ion collisions, the colliding nuclei are highly Lorentz-contracted. Therefore, in the infinite energy limit  $\gamma \rightarrow \infty$ , the "longitudinal impact parameters"  $(b_{\pm}^{L,R})_{n_{R,L}}$  go to zero like  $\gamma^{-1}$ . However, care has to be taken, as important, because qualitatively different contributions to observables could be neglected, although the expression for the propagator in this limit would still be correct. Taking the limit, the factors involving the differences of the step functions become the same for all terms of the first and the second contribution respectively, and thus can be factored out. Afterwards, the idempotency of the step functions remaining in the product can be used to split each contribution into three addends which can be recombined in pairs:

$$\begin{aligned}
& \mathcal{P} \exp \left\{ i \int_{y_0}^{x_0} d\xi_0 \gamma^0 [i\gamma^3 \partial_3(x) + \gamma \cdot A^{WW}(\xi_0, \vec{x})] \right\} = \mathcal{P} \exp \left\{ - \int_{y_0}^{x_0} d\xi_0 \gamma^0 \gamma^3 \partial_3(x) \right\} + \\
& + T^L(x, \pm) [\theta(x_-) - \theta(y_-)] e^{-(x_0-y_0)\partial_3(x)} + T^R(x, \pm) [\theta(x_+) - \theta(y_+)] e^{+(x_0-y_0)\partial_3(x)}, \quad (64)
\end{aligned}$$

with:

$$\begin{aligned}
T^L(x, \pm) + \rho^+ &= \rho^+ (\pm 1)^{N_L} \mathcal{P} \prod_{n_L=1}^{N_L} \exp[\pm ia_{n_L}^L(\vec{x}_T)] \\
T^R(x, \pm) + \rho^- &= \rho^- (\pm 1)^{N_R} \mathcal{P} \prod_{n_R=1}^{N_R} \exp[\pm ia_{n_R}^R(\vec{x}_T)], \quad (65)
\end{aligned}$$

where  $\pm$  in the argument indicates the sign of  $x_0 - y_0$ . If the two nuclei are modeled by means of dipoles  $N_L$  and  $N_R$  are even and the overall factors with the sign are obsolete. What is left of the longitudinal structure of the nuclei is the path-ordering of the products. It would become irrelevant after averaging over all permutations of the charges in which case it would be possible to write the product over the exponentials as simple exponential over the sum of the contributions.

Putting equation (64) into equation (61) allows for the reconstruction of the homogeneous part of the retarded propagators in the radiation field  $G_H^{rad}$ :

$$G_H^{rad}(x, y, \vec{k}) = \mathcal{P} \exp \left\{ i \int_{y_0}^{x_0} d\xi_0 \gamma^0 [i\gamma^j \partial_j(x) + \gamma^j k_j + \gamma \cdot A^{rad}(\xi_0, \vec{x}) - m] \right\} \quad (66)$$

and the final result reads:

$$\begin{aligned}
G_H(x, y, \vec{k}) &= G_H^{rad}(x, y, \vec{k}) + \\
&+ \int d^4\xi G_H^{rad}(x, \xi, \vec{k}) [T^L(\xi, \pm)\delta(\xi_-) + T^R(\xi, \pm)\delta(\xi_+)] G_H^{rad}(\xi, y, \vec{k}) + \\
&+ \int d^4\xi d^4\eta G_H^{rad}(x, \xi, \vec{k}) T^L(\xi, \pm)\delta(\xi_-) G_H^{rad}(\xi, \eta, \vec{k}) T^R(\eta, \pm)\delta(\eta_+) G_H^{rad}(\eta, y, \vec{k}) + \\
&+ \int d^4\xi d^4\eta G_H^{rad}(x, \xi, \vec{k}) T^R(\xi, \pm)\delta(\xi_+) G_H^{rad}(\xi, \eta, \vec{k}) T^L(\eta, \pm)\delta(\eta_-) G_H^{rad}(\eta, y, \vec{k}). \quad (67)
\end{aligned}$$

When the retarded (advanced) propagator is constructed from this homogeneous part, the minus (plus) sign in the argument of the  $T$  has to be taken. Higher orders in the  $T$  cannot contribute, because lines of constant  $x_-$  or  $x_+$  can only be crossed once (see the discussion in section II). In the case of two colliding dipoles taking the ultrarelativistic limit in order to obtain equation (64) keeps only integration paths like the outer two depicted in figure 8. The other, qualitatively different paths, in which interactions with left- and right-movers are intertwined are neglected. At finite  $\gamma$ , every charge would have to be treated on its own and the previous equation would contain contributions with up to  $N_L + N_R$  insertions.

For a given field, the retarded propagator in the radiation field could now be obtained with the methods presented in section II. The exact solution for the radiation field would be needed. Finally averaging over all configurations (current and hence field) would yield the desired observables. However, the transverse lattice calculation required at that point is beyond the scope of the present paper.

#### IV. SUMMARY

The exact retarded propagator for fermions and antifermions in a space-time dependent gauge field has been derived. For the charge space  $U(N)$ -generators have been admitted. Thus QED and QCD effects have been taken into account simultaneously. In terms of creation processes electron-positron production, quark-antiquark chromoproduction, and quark-antiquark photoproduction have been included. Further, various expansion schemes for the exact solution have been determined. Namely, these are the weak-field, the strong-field, the gradient, and the Abelian approach as well as some combinations thereof. After a discussion of the general features of the propagator and its constituents, like the generalised translation operator, its characteristics have been treated thoroughly especially for dominant temporal and longitudinal gradients. It also has been found that the assumption of longitudinal boost-invariance of the gauge field which is used frequently in the description of ultrarelativistic heavy-ion collisions does not lead to significant simplifications. The reason herefore is that the propagator's boundary conditions themselves are not longitudinally boost-invariant. Thus the discussion of the fashion in which the production of quark-antiquark pairs can be handled in the presence of vector potentials encountered in ultrarelativistic heavy-ion collisions based on the propagator derived here, has been carried out without making use of this assumption.

## Acknowledgements

Helpful discussions with F. Guerin, G. Korchemsky, A. Mishra, J. Reinhardt, D. Rischke, and S. Schramm are acknowledged gratefully. This work has been supported financially by the DAAD (German Academic Exchange Service).

- 
- [1] D. D. Dietrich, Phys. Rev. D **68** (2003) 105005 [arXiv:hep-th/0302229].
  - [2] A. J. Baltz, F. Gelis, L. D. McLerran, and A. Peshier, Nucl. Phys. A **695** (2001) 395 [arXiv:nucl-th/0101024].
  - [3] A. Aste, G. Baur, K. Hencken, D. Trautmann, and G. Scharf, Eur. Phys. J. C **23**, 545 (2002) [arXiv:hep-ph/0223293].
  - [4] F. Gelis and R. Venugopalan, arXiv:hep-ph/0310090;  
A. V. Prozorkevich, S. A. Smolyansky, and S. V. Ilyin, arXiv:hep-ph/0301169;  
K. Tuchin, arXiv:hep-ph/0401022.
  - [5] J. M. Cornwall, D. Grigoriev, and A. Kusenko, Phys. Rev. D **64** (2001) 123518 [arXiv:hep-ph/0106127];  
G. F. Giudice, M. Peloso, A. Riotto, and I. Tkachev, JHEP **9908** 014 [arXiv:hep-ph/9905242].
  - [6] A. Ringwald, Phys. Lett. B **510** (2001) 107 [arXiv:hep-ph/0103185].
  - [7] M. C. Birse, C. W. Kao, and G. C. Nayak, Phys. Lett. B **570** (2003) 171 [arXiv:hep-ph/0304209];  
F. Cooper, C. W. Kao, and G. C. Nayak, Phys. Rev. D **66** (2002) 114016 [arXiv:hep-ph/0204042]; arXiv:hep-ph/0207370;  
F. Cooper, E. Mottola, and G. C. Nayak, arXiv:hep-ph/0210391;  
M. K. Djongolov, S. Pisov, and V. Rizov, arXiv:hep-ph/0303141;  
C. W. Kao, G. C. Nayak, and W. Greiner, Phys. Rev. D **66** (2002) 034017 [arXiv:hep-ph/0102153];  
D. F. Litim and C. Manuel, Phys. Rept. **364** (2002) 451 [arXiv:hep-ph/0110104];  
J. Ruppert, G. C. Nayak, D. D. Dietrich, H. Stöcker, and W. Greiner, Phys. Lett. B **520** (2001) 233 [arXiv:hep-ph/0109043];  
D. V. Vinnik, R. Alkofer, S. M. Schmidt, S. A. Smolyansky, V. V. Skokov, and A. V. Prozorkevitch, Few Body Syst. **32** (2002) 23 [arXiv:nucl-th/0202034].
  - [8] *Proceedings of the 16th International Conference on Ultrarelativistic Nucleus-Nucleus Collisions: Quark Matter 2002 (QM2002)*, Nantes, France, 18-24 July 2002, Published in Nucl. Phys. A **715** (2003).
  - [9] A. H. Mueller, arXiv:hep-ph/0208278.
  - [10] D. Gromes, Eur. Phys. J. C **20** (2001) 523 [arXiv:hep-ph/0103282];  
F. Jugeau and H. Sazdjian, Nucl. Phys. B **670**, 221 (2003) [arXiv:hep-ph/0305021].
  - [11] D. D. Dietrich, G. C. Nayak, and W. Greiner, Phys. Rev. D **64** (2001) 074006 [arXiv:hep-th/0007139]; J. Phys. G **28** (2002) 2001 [arXiv:hep-ph/0202144]; arXiv:hep-ph/0009178; arXiv:hep-ph/0104030.
  - [12] A. Casher, H. Neuberger, and S. Nussinov, Phys. Rev. **D20**, 179 (1979);  
J. Schwinger, Phys. Rev. **82**, 664 (1951).
  - [13] A. V. Prozorkevich, S. A. Smolyansky, V. V. Skokov, and E. E. Zabrodin, arXiv:nucl-th/0401056.

- [14] L. V. Keldysh, Sov. Phys. JETP **20**, 1018 (1964);  
J. Schwinger, J. Math. Phys. **2**, 407 (1961).
- [15] Y. V. Kovchegov and D. H. Rischke, Phys. Rev. C **56**, 1084 (1997) [arXiv:hep-ph/9704201].
- [16] A. Krasnitz, Y. Nara, and R. Venugopalan, Nucl. Phys. A **727**, 427 (2003) [arXiv:hep-ph/0305112];  
A. Krasnitz and R. Venugopalan, Nucl. Phys. **B557**, 237 (1999) [arXiv:hep-ph/9809433]; Phys. Rev. Lett. **84**, 4309 (2000) [arXiv:hep-ph/9909203];  
T. Lappi, Phys. Rev. C **67** (2003) 054903 [arXiv:hep-ph/0303076].
- [17] A. J. Baltz and L. McLerran, Phys. Rev. **C58**, 1679 (1998) [arXiv:nucl-th/9804042].

## FIGURES

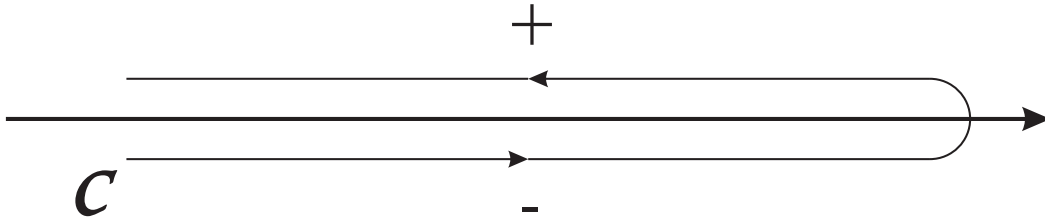


FIG. 1: Contour of integration in the complex time-plane for the Schwinger-Keldysh formalism

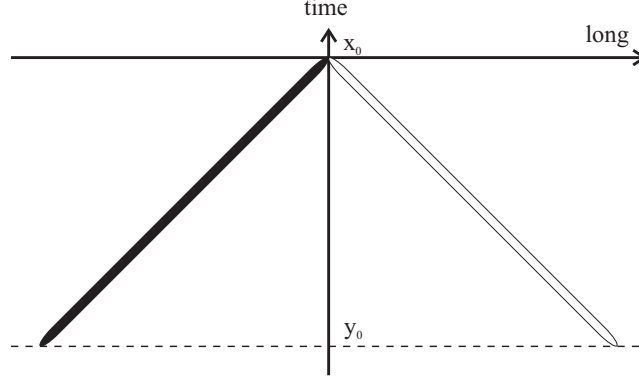


FIG. 2: The two contributions to equation (30) from the backward light-cone. The white line corresponds to the path-ordered exponential along  $\xi_-$ , the black to that along  $\xi_+$ . The origin of the coordinate system is situated at  $(x_0, x_3)$ . The dashed line represents  $t = y_0$ .

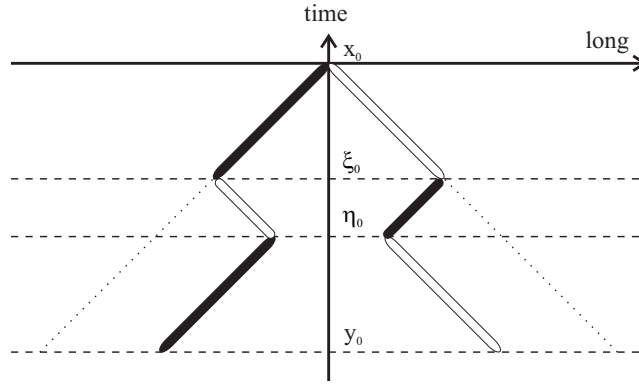


FIG. 3: The two contributions to the equations (34) or (35) respectively but for the second order. The white lines correspond to path-ordered exponentials along  $z_-$ , the black to those along  $z_+$ . This figure also represents equation (38) but where the black and the white lines stand for simple integration-paths. In all cases, the kinks are found at  $t = \xi_0$  and  $t = \eta_0$ , i.e., where the "transverse" matrices are inserted. The origin of the coordinate system is situated at  $(x_0, x_3)$ . The dashed lines represent lines of constant time. The dotted lines stand for the backward light-cone.



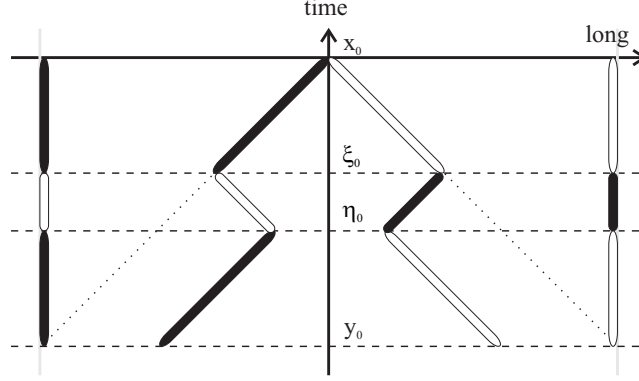


FIG. 4: The two contributions in the case of a purely time-dependent field. The sloped white lines correspond to path-ordered exponentials along  $z_-$ , the black to those along  $z_+$ . The kinks are found at  $t = \xi_0$  and  $t = \eta_0$ , i.e., where the  $\mathcal{M}_T$  are inserted. The origin of the coordinate system is situated at  $(x_0, x_3)$ . The dashed lines represent lines of constant time. Along these the black and white lines in the direction of the light-cone coordinates are projected onto the vertical ones at the sides of the figure. These projections represent the paths along which the path-ordered exponentials are actually evaluated in the purely time-dependent case. The dotted lines stand for the backward light-cone.

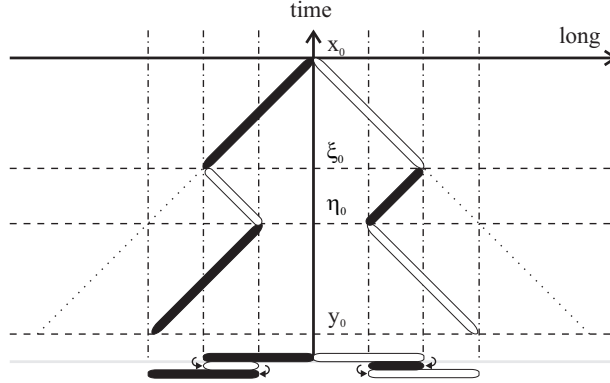


FIG. 5: The two contributions in equations (39) but for the second order. The sloped white lines correspond to path-ordered exponentials along  $z_-$ , the black to those along  $z_+$ . The kinks are found at  $t = \xi_0$  and  $t = \eta_0$ , i.e., where the  $\mathcal{M}_T$  are inserted. The origin of the coordinate system is situated at  $(x_0, x_3)$ . The dashed lines represent lines of constant time. The dotted lines stand for the backward light-cone. The dash-dotted lines mark straight lines of equal longitudinal coordinate. Along those the black and white lines in the direction of the light-cone coordinates are projected onto the horizontal ones at the bottom of the figure. These represent the paths along which the path-ordered exponentials in the equations (39) are actually evaluated.

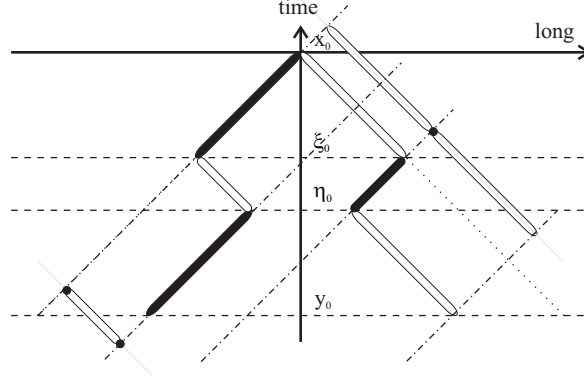


FIG. 6: The two contributions in the equations (40) but for the second order. Of the lines on and inside the backward light-cone (dotted) the white correspond to path-ordered exponentials along  $z_-$ , the black to those along  $z_+$ . The kinks are found at  $t = \xi_0$  and  $t = \eta_0$ , i.e., where the  $\mathcal{M}_T$  are inserted. The origin of the coordinate system is situated at  $(x_0, x_3)$ . The dashed lines represent lines of constant time. The dash-dotted lines mark straights of constant  $z_-$ . Along those the black and white lines inside and on the backward light-cone are projected. These projected lines represent the paths along which the path-ordered exponentials in the equations (40) are actually evaluated. Especially the black lines are projected onto points which leads to simple phases as the field remains constant.

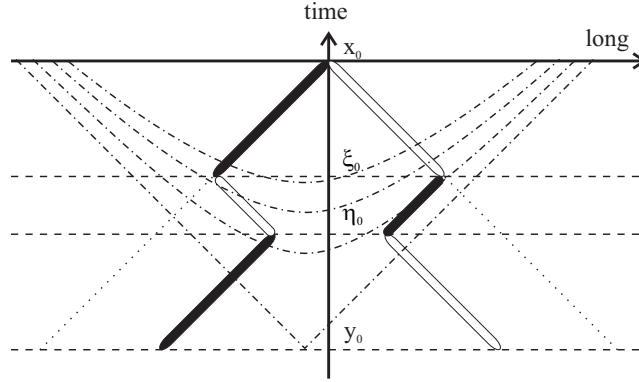


FIG. 7: The two contributions in the equations (41) but for the second order. The white lines correspond to path-ordered exponentials along  $z_-$ , the black to those along  $z_+$ . The kinks are found at  $t = \xi_0$  and  $t = \eta_0$ , i.e., where the  $\mathcal{M}_T$  are inserted. The origin of the coordinate system is situated at  $(x_0, x_3)$ . The dashed lines represent lines of constant time. The dotted lines stand for the backward light-cone. The dash-dotted hyperbolas are characterised by constant proper time  $\tau$  and hence constant values of the gauge field  $A$ . Mark that in general there can be an offset between the origin of the coordinate system for these curves  $(0,0)$  and that in which the propagator is obtained  $(x_0, x_3)$ . Therefore, the propagator does not exhibit the symmetry properties of the field.

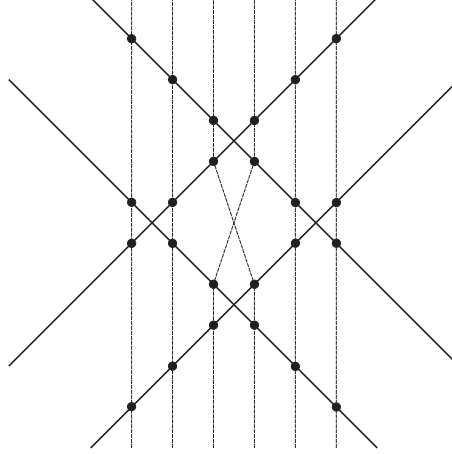


FIG. 8: The six contributions to the retarded propagator of highest order in the Weizsäcker-Williams fields of two colliding dipoles. The solid lines depict the trajectories of the charges, the dashed generic integration paths which, in the forward light-cone, correspond to retarded propagators in the radiation field.