

Leading RG logs in φ^4 theory

Dmitry Malyshev¹

*Institute of Theoretical and Experimental Physics
and Moscow State University, Moscow, Russia*

July 2003

Abstract

We find the leading RG logs in φ^4 theory for any Feynman diagram with 4 external edges. We obtain the result in two ways. The first way is to calculate the relevant terms in Feynman integrals. The second way is to use the RG invariance based on the Lie algebra of graphs introduced by Connes and Kreimer. The non-RG logs, such as $(\ln s/t)^n$, are discussed.

1 Introduction

Radiative corrections give the most precise checks of the quantum field theory. Calculations of the corrections are based on multiloop calculations. Thus a special attention is paid to the multiloop calculations during the whole history of QFT. But all of the results are rather involved [1, 2]. It is a new branch of mathematics with its own methods and special functions. We present here a set of results which have a spirit of multiloop calculations but on the other hand we need only elementary mathematics and the answers have a simple form.

The leading logs may be used as a toy model in developing methods for the calculation of Feynman integrals. One can calculate the integral and

¹malyshev@gate.itep.ru

then check the results by the RG invariance. Indeed, it is known that the leading logs are determined by the one-loop RG invariance [3, 4, 5] (for an elementary discussion of this fact see [6]).

The problem is that if we start from a symmetric point, then the one-loop RG fixes the leading logs in the symmetric points $s = t = u = \mu^2$, but the structure of leading logs for arbitrary external momenta is not fixed. Furthermore the traditional RG gives the coefficients only for the sum of the leading logs of a given power.

The main result of the paper is an explicit calculation of the leading RG logs for arbitrary Feynman diagrams with 4 external edges. The result contains two parts:

1. We prove that the leading RG logarithm for any Feynman diagram depends only on one Mandelstam variable. Namely, the leading RG logarithm for an n -loop diagram γ_n has the form

$$F(\gamma_n) = c(\gamma_n) \left(\ln \frac{\mu^2}{s} \right)^n, \quad (1)$$

or the same expression with t or u , depending on the orientation of the diagram.

2. We find the coefficients

$$c(\gamma_n) = \sum_{T_{\gamma_n}} \frac{1}{n_{\gamma_1}} \cdots \frac{1}{n_{\gamma_k}}, \quad (2)$$

where the sum is over maximal rooted trees T_{γ_n} of divergent subgraphs $\gamma_i \subset \gamma_n$ and n_{γ_i} is the number of loops in the graph γ_i .

In section 5 we obtain the same result for $c(\gamma)$ using a version of RG equations based on the Connes and Kreimer Lie algebra of graphs [7, 8]. We find the recursive formula

$$c(\gamma_{n+1}) = \frac{1}{n+1} \sum_{\gamma_n = \gamma_{n+1}/\gamma_1} c(\gamma_n), \quad (3)$$

where γ_{n+1} is an $(n+1)$ -loop graph, γ_1 is a one-loop subgraph of γ_{n+1} , $\gamma_n = \gamma_{n+1}/\gamma_1$ is the n -loop graph, obtained by the contraction of the one-loop subgraph $\gamma_1 \subset \gamma_{n+1}$ into a vertex. The sum is over all possible n -loop graphs γ_n , which may be obtained by the contraction of the one-loop subgraphs in γ_{n+1} .

We check that formulas (2) and (3) coincide in several nontrivial examples.

2 The model

We consider the massless φ^4 theory in d -dimensional euclidian space-time with the lagrangian

$$L = \frac{1}{2}(\partial_\mu \varphi)^2 + \frac{16\pi^2}{4!}\varphi^4.$$

For the regularization of UV divergences we use the dimensional regularization with $d = 4 - 2\epsilon$ [9].

In massless theory the one-loop correction to the two-point function vanishes. This fact has two consequences:

1. We may ignore the Z -factors in front of the four-point vertex function, since they will play a role only in two-loop β -function, thus giving a contribution to the next-to-leading logs.
2. Diagrams with self energy insertions do not give leading RG logs.

Further we consider only 1PI graphs with four external edges without self energy insertions. We assume non-zero external momenta, thus our diagrams have no infrared divergences [4].

The one-loop diagram has the form

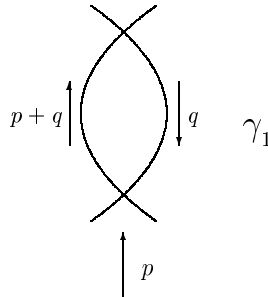


Figure 1: **One-loop diagram**

The corresponding Feynman integral is

$$F_1 = \int \frac{d^d q}{(q + p)^2 q^2} . \quad (4)$$

Here p^2 is one of the three Mandelstam variables s, t or u . In parametric representation after the integration over q we get

$$F_I = \int_0^1 dx \int_0^\infty \frac{d\alpha}{\alpha} (\mu^2 \alpha)^\epsilon e^{-\alpha x(1-x)p^2}. \quad (5)$$

The integration over α gives

$$F_I = \Gamma(\epsilon) \left(\frac{\mu^2}{p^2} \right)^\epsilon + \dots \quad (6)$$

The dots denote the terms which are not important for the leading RG logs.

3 Two-loop diagram

The problem in multiloop calculations is the existence of divergent sub-integrals. In order to get a finite answer one has to subtract the sub-divergences and then the overall divergence. The structure of the subtraction procedure is the subject of Bogolubov's R-operation [3].

The main property of divergent terms is the locality in x -space. The locality means that the corresponding diagram (sub-diagram) is reduced to a point, i.e. to a vertex. Thus the divergence may be subtracted by a local counterterm in the vertex of a smaller diagram.

In parametric representation the integrals are divergent near the zero of the α 's corresponding to the divergent sub-diagram [3, 4, 5, 11]. Consequently the divergent terms are local in α -space. It will be shown that the terms contributing to the leading logs go together with divergent terms and have the local structure in α -space. Extraction of the leading logarithm from a sub-diagram reduces the sub-diagram to a vertex. The leading logarithm has the form $(\ln \mu^2 \alpha)^l$, where l is the number of loops and α is the overall scaling for the sub-diagram. Thus from the point of view of the leading logs the sub-diagram has the form of a vertex with the interaction $(\ln \mu^2 \alpha)^l$.

In the calculation we decompose the singular integrals into singular and nonsingular parts. The leading RG logs are extracted from the most singular part, which contains all the sub-divergences of the Feynman integral. The products of singular and nonsingular parts will give sub-leading RG logs or non-RG logs. Let us stress that we will study only the leading RG logs, the

products of RG and non-RG logs, such as $(\ln \mu^2/t)^m (\ln s/t)^k$, are not the leading RG logs.

The decomposition of a singular integral on a divergent local part and a convergent part is connected with the regularization of singular distributions [10]. This analogy was used to express the R-operation in terms of distributions [1]. We also explore this analogy in order to subtract the divergences, but we work in α -space rather than in x or p spaces.

The nontrivial two-loop diagram has the form shown in figure 2. The

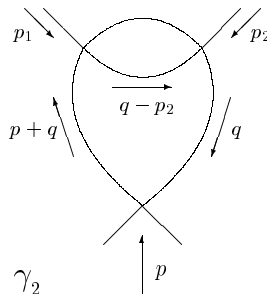


Figure 2: **Two-loop diagram in s channel**

momentum $q - p_2$ is the external momentum for the one-loop sub-diagram. We don't put the internal momentum for the one-loop sub-diagram in the figure. The corresponding Feynman integral is

$$F = \int \frac{d^d q}{(q+p)^2 q^2} \Gamma(\epsilon) \left(\frac{\mu^2}{(q-p_2)^2} \right)^\epsilon + \dots, \quad (7)$$

here we denote $p = -(p_1 + p_2)$ and use the answer (6) for the one-loop sub-diagram. In parametric representation

$$F = \int_0^\infty d\alpha_1 d\alpha_2 \frac{d\alpha_3}{\alpha_3} (\mu^2 \alpha_3)^\epsilon \int d^d q e^{-\alpha_1 (q+p)^2 - \alpha_2 q^2 - \alpha_3 (q-p_2)^2}.$$

We integrate over q and choose the new variables

$$\begin{aligned} \alpha_1 &= \alpha x, \\ \alpha_2 &= \alpha y, \\ \alpha_3 &= \alpha z, \\ \alpha &\in (0, \infty), \quad x, y, z \in (0, 1) \\ x + y + z &= 1. \end{aligned} \quad (8)$$

Then

$$F = \int_0^\infty \frac{d\alpha}{\alpha} (\mu^2 \alpha)^\epsilon \int_0^1 dx \int_0^{1-x} \frac{dz}{z} (\mu^2 \alpha z)^\epsilon e^{-\alpha Q}, \quad (9)$$

where

$$Q = xyp^2 + xzp_1^2 + yzp_2^2, \quad y = 1 - x - z.$$

The integral has two singularities, $\alpha = 0$ – the overall divergence and $z = 0$ – the sub-divergence. We decompose the integral over z into a singular part and non-singular parts. In general case we have the following integral

$$I = \int_0^a \frac{dz}{z} z^\epsilon f(z), \quad (10)$$

where $f(z)$ is a regular function of z . Integrating by parts and expanding in ϵ we get

$$I = \frac{1}{\epsilon} f(0) + \ln(a) f(a) - \int_0^a \ln(z) \frac{df}{dz} dz + O(\epsilon). \quad (11)$$

Note, that the singular in ϵ term is local in z , where z is the parameter corresponding to the divergent sub-diagram. We are going to show, that the first term gives the leading logarithm and together with the second term may contribute to the beta-function, the last term does not depend on the renormalization parameter μ , thus it may give only a non-RG logarithm.

For convenience, we introduce a new parameter ϵ_1 for the sub-divergent integral, then the first term in (11), substituted in (9), has the form

$$F^{(1)} = \int_0^\infty \frac{d\alpha}{\alpha} (\mu^2 \alpha)^\epsilon \frac{1}{\epsilon_1} \int_0^1 dx (\mu^2 \alpha)^\epsilon e^{-\alpha x(1-x)p^2}, \quad (12)$$

here we have used

$$Q|_{z=0} = x(1-x)p^2.$$

The dependence on p_1^2 and p_2^2 vanishes because of the locality in z . The counterterm for the sub-divergence in (7) has the form

$$C_I = -\frac{1}{\epsilon_1} \int \frac{d^d q}{(q+p)^2 q^2}. \quad (13)$$

In parametric representation

$$C_I = -\frac{1}{\epsilon_1} \int_0^\infty \frac{d\alpha}{\alpha} (\mu^2 \alpha)^\epsilon \int_0^1 dx e^{-\alpha x(1-x)p^2}. \quad (14)$$

After the subtraction we get

$$\tilde{F}^{(1)} = \int_0^\infty \frac{d\alpha}{\alpha} (\mu^2 \alpha)^\epsilon \frac{1}{\epsilon_1} ((\mu^2 \alpha)^{\epsilon_1} - 1) \int_0^1 dx e^{-\alpha x(1-x)p^2}. \quad (15)$$

It may be shown that the finite answer does not depend on the way we take the limit $\epsilon, \epsilon_1 \rightarrow 0$. It is convenient to take the limit $\epsilon_1 \rightarrow 0$ first, then

$$\tilde{F}^{(1)} = \int_0^\infty \frac{d\alpha}{\alpha} (\mu^2 \alpha)^\epsilon \ln(\mu^2 \alpha) \int_0^1 dx e^{-\alpha x(1-x)p^2}. \quad (16)$$

We see that the integral looks as the one-loop integral (5) with $\ln(\mu^2 \alpha)$ inserted in the upper vertex, where we have had the divergent sub-diagram.

Integration over α gives

$$\tilde{F}^{(1)} = \partial_\epsilon \left[\Gamma(\epsilon) \left(\frac{\mu^2}{p^2} \right)^\epsilon \right] + \dots \quad (17)$$

Expanding in ϵ we find the leading RG logarithm

$$\tilde{F}^{(1)} = -\frac{1}{\epsilon^2} + \frac{1}{2} \left(\ln \frac{\mu^2}{p^2} \right)^2 + \dots \quad (18)$$

For the second term in (11) we note that $a = 1 - x$ and

$$Q|_{z=1-x} = x(1-x)p_1^2,$$

then after the integration over α

$$F^{(2)} = -\Gamma(\epsilon) \left(\frac{\mu^2}{p_1^2} \right)^\epsilon + \dots$$

This term may give a contribution only to the beta-function.

The last term of (11) gives a regular expression in (9), since

$$\frac{d}{dz} e^{-\alpha Q} \sim \alpha$$

and the singularity at $\alpha = 0$ vanishes

$$F^{(3)} = \int_0^\infty d\alpha \int_0^1 dx \int_0^{1-x} dz \ln z \frac{dQ}{dz} e^{-\alpha Q}. \quad (19)$$

If we consider the diagram in t channel and take the limit

$$p_1^2 \sim p_3^2 \sim s \sim u \gg t = (p_1 + p_3)^2, \quad (20)$$

then the third term will give the non-RG logarithm

$$F_2^{(3)} = -\frac{1}{2} \left(\ln \frac{s}{t} \right)^2 + \dots \quad (21)$$

The first two terms in (11) are 'local' in z , thus their structure does not depend on the asymptotic of the external momenta. The last term is 'non-local' in z and it has different behavior in different asymptotics. In general case of a multiloop diagram the non-RG logs will be given by combinations of 'second' and 'third' terms for sub-divergences. Some estimates of the non-RG logs may be found in [12, 13].

We see that the decomposition efficiently divides the integral into RG and non-RG parts. Further we will not consider the second and the third terms, since they do not contribute to the leading RG logs.

4 Calculation of the leading RG logs

In this section we formulate the main theorem, i.e. we prove that the leading RG logarithm depends on one Mandelstam variable and find the coefficients.

Definition. A diagram is called reducible if the Feynman integral splits into a product of Feynman integrals for the sub-diagrams.

Theorem 1. *Let γ_n be an irreducible n -loop diagram. The most singular term in the Feynman integral after the subtraction of sub-divergences has the form*

$$F(\gamma_n) \sim \partial_\epsilon^{n-1} \left[\Gamma(\epsilon) \left(\frac{\mu^2}{p^2} \right)^\epsilon \right] \quad (22)$$

We have seen that the assertion is true in the case of $n = 1, 2$. Assume that it is true for all $i \leq n$ and prove it for $i = n + 1$.

Any diagram γ_{n+1} with $n + 1$ loops has the form shown in figure 3. Here the circles represent k -loop and m -loop sub-diagrams.

Since the number of loops in γ is $m + k + 1 = n + 1$, then $k, m \leq n$. Assume that the sub-diagrams are irreducible, then we can use expression

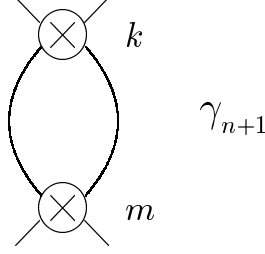


Figure 3: **Form of the diagram with $n + 1 = k + m + 1$ loops**

(22) for the sub-integrals. In this case the most singular term is

$$F = \int \frac{d^d q}{(q+p)^2 q^2} \partial_{\epsilon_1}^{m-1} \left[\Gamma(\epsilon_1) \left(\frac{\mu^2}{(q-p_3)^2} \right)^{\epsilon_1} \right] \partial_{\epsilon_2}^{k-1} \left[\Gamma(\epsilon_2) \left(\frac{\mu^2}{(q+p_1)^2} \right)^{\epsilon_2} \right], \quad (23)$$

where $p = p_1 + p_2$.

In parametric representation the integrals concerning the sub-divergences have the form (compare with (10))

$$I = \partial_{\epsilon_1}^{m-1} \partial_{\epsilon_2}^{k-1} \int_0^1 \frac{dz}{z} z^{\epsilon_1} (\mu^2 \alpha)^{\epsilon_1} \int_0^1 \frac{du}{u} u^{\epsilon_2} (\mu^2 \alpha)^{\epsilon_2} f(z, u) \quad (24)$$

with some regular function $f(z, u)$.

The most singular term in the integral is

$$I_{sing} = \partial_{\epsilon_1}^{m-1} \left[\frac{1}{\epsilon_1} (\mu^2 \alpha)^{\epsilon_1} \right] \partial_{\epsilon_2}^{k-1} \left[\frac{1}{\epsilon_2} (\mu^2 \alpha)^{\epsilon_2} \right] f(0, 0). \quad (25)$$

If we expand in ϵ_1 and ϵ_2 and subtract the sub-divergences in (23), then only the finite term in (25) survives

$$I_{fin} = \frac{1}{m} (\ln \mu^2 \alpha)^m \frac{1}{k} (\ln \mu^2 \alpha)^k f(0, 0),$$

where

$$f(0, 0) = e^{-\alpha x(1-x)p^2}.$$

The whole integral is

$$F \sim \int_0^\infty \frac{d\alpha}{\alpha} (\mu^2 \alpha)^\epsilon \frac{1}{m} \frac{1}{k} \ln(\mu^2 \alpha)^{m+k} e^{-\alpha p^2},$$

where we ignore the parameter x , since it is not important for the leading logarithms or singularities. Note, that the integral again has the form of the one-loop integral with $1/k(\ln \mu^2 \alpha)^k$ in the upper vertex and $1/m(\ln \mu^2 \alpha)^m$ in the lower vertex.

In the case of reducible sub-diagrams only the numerical coefficient changes, it will be the product of $1/n_l$, where n_l are the numbers of loops in the irreducible parts of the sub-diagram.

Integrating over α we find the most singular term and the leading logarithm

$$\begin{aligned} F &\sim \frac{1}{m} \frac{1}{k} \partial_\epsilon^n \left[\Gamma(\epsilon) \left(\frac{\mu^2}{p^2} \right)^\epsilon \right], \\ F_{ll} &\sim \frac{1}{n} \frac{1}{m} \frac{1}{k} \left(\ln \frac{\mu^2}{p^2} \right)^n. \end{aligned}$$

Note, that the coefficient for the leading logarithm is proportional to one over the number of loops in the diagram and in the two sub-diagrams. If the sub-diagrams have divergent sub-sub-diagrams, then the coefficient is also divided by the number of loops in these sub-sub-diagrams. Thus the coefficient in front of the leading RG logarithm should be proportional to the product of $1/n_l$, where n_l are the numbers of loops in some sub-diagrams of initial graph. For example, if an n -loop diagram γ has only one $(n-1)$ -loop sub-diagram, this sub-diagram has only one $(n-2)$ -loop sub-sub-diagram etc., then

$$c(\gamma) = \frac{1}{n!}. \quad (26)$$

Sometimes a graph may be decomposed into subgraphs in different ways with different numbers of loops in the subgraphs. Then the coefficient is a sum over the decompositions. This situation arises in the case of overlapping divergences, when there are different intersecting domains of singularities in the space of parameters α and one should take the sum over the domains.

Intuitively the picture is the following. Consider the graph γ_3 in figure 4.

It has two two-loop subgraphs, γ_2 – inside the upper box and $\tilde{\gamma}_2$ – inside the lower box, which intersect by a one-loop subgraph γ_1 – inside the intersection of the boxes.

Let α and β be the parameters corresponding to the subgraphs γ_2 and $\tilde{\gamma}_2$ respectively. In the singularity $\alpha \rightarrow 0$ ($\beta \rightarrow 0$) the upper (lower) subgraph

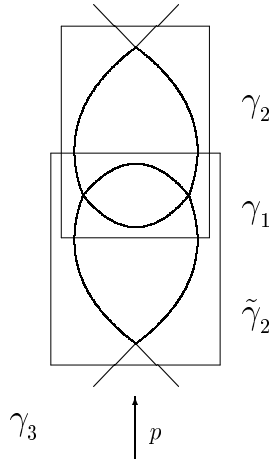


Figure 4: **Three-loop diagram** γ_3

reduces to a point. In the picture it looks as if the corresponding box shrinks to a point². Since the divergences are overlapping, one should divide the integration domain into two regions $\alpha < \beta$ and $\beta < \alpha$, the singularity $\alpha \rightarrow 0$ is in the first region, while $\beta \rightarrow 0$ is in the second. From the point of view of the above theorem, the first case corresponds to the chain of subgraphs $\gamma_1 \subset \gamma_2 \subset \gamma_3$, in the second case $\gamma_1 \subset \tilde{\gamma}_2 \subset \gamma_3$. In each case the coefficient is $1/3!$, thus the final answer, which is the sum over the domains (chains)

$$c(\gamma_3) = \frac{1}{3!} + \frac{1}{3!} = \frac{1}{3}. \quad (27)$$

In general case of overlapping divergences there is a sum over the maximal rooted trees of divergent subgraphs [19]. The trees of divergences were introduced by Zimmermann [14] (in his work the tree is called the forest), the rooted trees were used by Connes and Kreimer in the yearly works on the Hopf algebra and R-operation [19, 20]. In our case the trees are maximal, since we are interested only in the leading logs.

Definition. A rooted tree T_γ is corresponding to the graph γ , if every node $A \in T_\gamma$ corresponds to a subgraph $\gamma_A \subset \gamma$, the root of T_γ corresponds to

²The operation of extraction of a subgraph which is inside a box is essential in the definition of the Hopf algebra of graphs [7, 16].

the graph γ , and for any subgraphs $\gamma_{A_1} \subset \gamma_{A_2}$ the corresponding node A_2 lies on the shortest path from A_1 to the root (i.e. for larger subgraphs the corresponding vertices are closer to the root).

We will consider only divergent subgraphs, i.e. the subgraphs with four external edges.

Definition. A rooted tree T_γ is called maximal if the corresponding set $\{\gamma_{A_1} \dots \gamma_{A_k}\}$ of subgraphs is maximal, i.e. for any $\tilde{\gamma} \subset \gamma$ the set $\{\tilde{\gamma}, \gamma_{A_1} \dots \gamma_{A_k}\}$ does not correspond to any rooted tree (the set $\{\tilde{\gamma}, \gamma_{A_1} \dots \gamma_{A_k}\}$ will correspond to a graph with a loop, which is not a tree).

Note, that every node of a tree has a corresponding subgraph, but some subgraph may have no corresponding nodes on the tree, even in the case of the maximal tree.

The result of the above discussion may be expressed as

Theorem 2. *Let γ be a 1PI graph with four external edges and without self energy insertions. The coefficient in front of the leading RG logarithm is*

$$c(\gamma) = \sum_{T_\gamma} \frac{1}{n_{\gamma_1}} \dots \frac{1}{n_{\gamma_k}}, \quad (28)$$

where the sum is over the maximal trees T_γ of subgraphs in γ , $\{\gamma_1 \dots \gamma_k\}$ is the set of subgraphs of γ corresponding to T_γ (including the graph γ), and n_{γ_i} is the number of loops in γ_i .

5 Lie algebra of graphs

In this section we consider the notion of linear space of graphs introduced by Connes and Kreimer [7]. We need one property of the notion – the product of graphs (dual to the coproduct in the Hopf algebra \mathcal{H} of graphs). The main result of the section is the derivation of recursive formula (2) from the RG equation in the space \mathcal{H}^* [8].

In fact the idea of RG invariance in the space \mathcal{H}^* is very simple. In different language it is discussed by Peskin and Schroeder [15] in §10.5, where the divergent diagrams in s channel are divided into three groups and the divergences cancel separately within each group. The same arguments give independent RG equations in these three groups.

The linear space \mathcal{H}^* is a linear space where the basis vectors are labeled by Feynman diagrams, i.e. every graph is associated with a basis vector, the

graph and the corresponding vector will be denoted by the same letter γ .

Vertex functions and the beta-function are some vectors in \mathcal{H}^* [8]. For example,

$$\begin{aligned}\Gamma &= g\gamma_0 - \frac{1}{2}g^2 \left(\ln \frac{\mu^2}{s} \gamma_1^{(s)} + \ln \frac{\mu^2}{t} \gamma_1^{(t)} + \ln \frac{\mu^2}{u} \gamma_1^{(u)} \right) + \dots \\ \beta &= \frac{1}{2}g^2 \left(\gamma_1^{(s)} + \gamma_1^{(t)} + \gamma_1^{(u)} \right) + \dots\end{aligned}$$

where

γ_0 is a vertex, graph with zero loops,
 $\gamma_1^{(s)}$, $\gamma_1^{(t)}$, $\gamma_1^{(u)}$ are the one-loop graphs with different orientations. For our purposes it is convenient to distinguish the orientation of graphs.

The RG equation for the running coupling is

$$\begin{aligned}\frac{d\bar{g}}{d \ln \mu^2} &= \beta(\bar{g}) \\ &= \frac{1}{2}\bar{g}^2 \left(\gamma_1^{(s)} + \gamma_1^{(t)} + \gamma_1^{(u)} \right) + \dots\end{aligned}$$

The RG equation for the vertex function is

$$\frac{d}{d \ln \mu^2} \Gamma(s, t, u; \bar{g}(\mu), \mu) = 0. \quad (29)$$

The crucial difference between the usual RG equation and the RG equation in the space \mathcal{H}^* is that in the first case there is only one equation at a given power of the coupling while in the second case there is a system of equations since the vertex function is a vector.

After the substitution of the beta-function in (29) the RG equation reads

$$\begin{aligned}\frac{d}{d \ln \mu^2} \Gamma &= \frac{1}{2}\bar{g}^2 \left(\gamma_1^{(s)} + \dots \right) * \gamma_0 - \frac{1}{2}\bar{g}^2 \left(\gamma_1^{(s)} + \dots \right) \\ &+ \bar{g}^3 \left(\gamma_1^{(s)} + \dots \right) * \left(\ln \frac{\mu^2}{s} \gamma_1^{(s)} + \dots \right) + \dots\end{aligned} \quad (30)$$

The dots in the parentheses denote the graphs of t and u orientation. In order to satisfy equation (29) we have to define the multiplication of graphs such that $\gamma_1 * \gamma_0 = \gamma_1$ is a one-loop graph, $\gamma_1 * \gamma_1 = \gamma_2$ is a two-loop graph

etc. The product of graphs was defined by Connes and Kreimer [7, 8]. It looks as an insertion of the graph in the vertices of the other graph³.

The insertion may be expressed in the following way. Let us draw the graphs together with the couplings in the vertices.

We decompose

$$\frac{d}{d \ln \mu^2} = \frac{\partial}{\partial \ln \mu^2} + \beta(g) \frac{\partial}{\partial g}, \quad (31)$$

where the partial differentiation in μ acts only on logs and the differentiation in g acts on the couplings standing in the vertices. The operator $\beta(g) \partial_g$ substitutes $\beta(g)$ for g in the vertex. Since $\beta(g)$ is a vector in \mathcal{H}^* , i.e. it depends on graphs, $\beta(g) \partial_g$ substitutes the graphs of $\beta(g)$ in place of the vertex on which ∂_g acts.

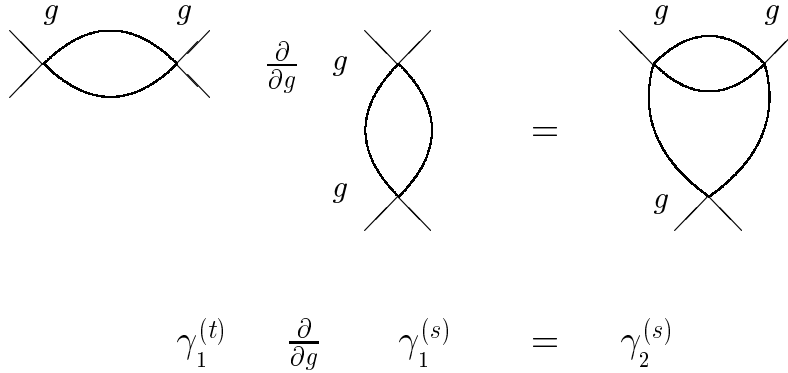


Figure 5: **Insertion of $\gamma_1^{(t)}$ into $\gamma_1^{(s)}$**

The graph $\gamma_2^{(s)}$ in the figure may be obtained only by insertion of $\gamma_1^{(t)}$ or $\gamma_1^{(u)}$ in the upper vertex of $\gamma_1^{(s)}$.

Now we are going to use the RG equation

$$\frac{d}{d \ln \mu^2} \Gamma = \left(\frac{\partial}{\partial \ln \mu^2} + \beta(g) \frac{\partial}{\partial g} \right) \Gamma = 0 \quad (32)$$

³In fact the product of graphs γ_1 and γ_2 contains also the disconnected union $\gamma_1 \sqcup \gamma_2$. In order to avoid such terms one should make a projection on connected graphs when it is needed.

and find the leading RG logarithm for $\gamma_2^{(s)}$.

The part concerning $\gamma_2^{(s)}$ is

$$(\beta_t + \beta_u) \left(\frac{\partial}{\partial g} g \right) g \gamma_1^{(s)} \frac{1}{2} \ln \frac{\mu^2}{s} = \frac{c(\gamma_2)}{2} g^3 \gamma_2^{(s)} \frac{\partial}{\partial \ln \mu^2} \left(\ln \frac{\mu^2}{s} \right)^2, \quad (33)$$

where the factors $1/2$ are the symmetry factors for the graphs $\gamma_1^{(s)}$ and $\gamma_2^{(s)}$,

$$\beta_t = \frac{g^2}{2} \gamma_1^{(t)}, \quad \beta_u = \frac{g^2}{2} \gamma_1^{(u)}$$

are the t and u contributions to the beta-function. The coefficient $c(\gamma_2)$ is to be found. In our notations the derivative in g is the insertion of the corresponding graph

$$g^2 \gamma_1^{(t)} \left(\frac{\partial}{\partial g} g \right) g \gamma_1^{(s)} = g^3 \gamma_2^{(s)}.$$

Thus the left hand side of (33) is

$$\frac{g^2}{2} (\gamma_1^{(t)} + \gamma_1^{(u)}) \left(\frac{\partial}{\partial g} g \right) g \gamma_1^{(s)} \frac{1}{2} \ln \frac{\mu^2}{s} = \frac{g^3}{2} \gamma_2^{(s)} \ln \frac{\mu^2}{s}$$

and we find that

$$c(\gamma_2) = \frac{1}{2}$$

in accordance with (18).

Next example is the three-loop diagram in figure 6.

The corresponding equation is

$$(\beta_t + \beta_u) \left(\frac{\partial}{\partial g} g \right) g^2 \gamma_{11}^{(s)} \frac{1}{4} \left(\ln \frac{\mu^2}{s} \right)^2 = \frac{c(\gamma_3)}{4} g^4 \gamma_3^{(s)} \frac{\partial}{\partial \ln \mu^2} \left(\ln \frac{\mu^2}{s} \right)^3, \quad (34)$$

where $1/4$ is the symmetry factor for the graphs $\gamma_{11}^{(s)}$ and $\gamma_3^{(s)}$.

Since

$$\frac{g^2}{2} (\gamma_1^{(t)} + \gamma_1^{(u)}) \left(\frac{\partial}{\partial g} g \right) g^2 \gamma_{11}^{(s)} = g^4 \gamma_3^{(s)},$$

we find that

$$c(\gamma_3) = \frac{1}{3}.$$

$$\gamma_1^{(t)} \frac{\partial}{\partial g} \gamma_{11}^{(s)} = \gamma_3^{(s)}$$

Figure 6: **Insertion of $\gamma_1^{(t)}$ into $\gamma_{11}^{(s)}$**

Again the result coincides with the previous result (27).

In general, the RG invariance in the space of graphs enables one to find the leading RG logs recursively.

Let γ_{n+1} be an $(n+1)$ -loop graph. If the graph contributes to the leading logs, then it may be obtained by insertions of the one-loop graph into some n -loop graphs. In order to find these n -loop graphs we have to define the operation of contraction.

Let γ be a graph and let $\tilde{\gamma} \subset \gamma$ be a connected subgraph. We denote by $\gamma/\tilde{\gamma}$ the graph γ where $\tilde{\gamma}$ is contracted to a point, i.e. the graph $\gamma/\tilde{\gamma}$ contains the edges and the vertices of γ which do not belong to $\tilde{\gamma}$, external edges of $\tilde{\gamma}$, and a new vertex A instead of internal edges and vertices of $\tilde{\gamma}$; the (former) external edges of $\tilde{\gamma}$ meet in this new vertex A .

For example,

$$\begin{aligned} \gamma_2/\gamma_1 &= \gamma_1, \\ \gamma_3/\gamma_1 &= \gamma_{11}. \end{aligned}$$

Using the RG invariance in the space \mathcal{H}^* we find the recursive formula for the coefficients of the leading logarithms

$$\frac{n+1}{S(\gamma_{n+1})} c(\gamma_{n+1}) = \frac{1}{2} \sum_{i=s,t,u} \sum_{\gamma_n = \gamma_{n+1}/\gamma_1^{(i)}} \frac{1}{S(\gamma_n)} c(\gamma_n), \quad (35)$$

where the factors have the following origin or definition

$n + 1$ – differentiation of the logarithm,

$S(\gamma)$ – symmetry factor of the graph γ ,

$c(\gamma)$ – coefficient of the leading RG logarithm for γ ,

$\frac{1}{2} = \frac{1}{S(\gamma_1)}$ – coefficient in the one-loop beta-function,

$i = s, t, u$ – orientation of the graphs,

$\gamma_n = \gamma_{n+1}/\gamma_1^{(i)}$ – n -loop diagram obtained by the contraction of the one-loop subgraph γ_1 in the $(n + 1)$ -loop graph γ_{n+1} .

The last formula may be further simplified. We note, that given γ_{n+1} and γ_n

$$\sum_{i: \gamma_1^{(i)} \rightarrow \gamma_n = \gamma_{n+1}} \frac{S(\gamma_{n+1})}{S(\gamma_1)S(\gamma_n)} = 1, \quad (36)$$

where $\gamma_1^{(i)} \rightarrow \gamma_n$ is the insertion of $\gamma_1^{(i)}$ into γ_n in a definite vertex and the sum is over all possible orientations i that give γ_{n+1} after the insertion.

There are two cases

1. $S(\gamma_1)S(\gamma_n) = 2S(\gamma_{n+1})$ – in this case we destroy one symmetry in γ_n by inserting γ_1 , hence there are two possible orientations of γ_1 that give the same γ_{n+1} (these orientations are altered by the symmetry).
2. $S(\gamma_1)S(\gamma_n) = S(\gamma_{n+1})$ – no symmetry appears or disappears, hence there is only one orientation of γ_1 which gives γ_{n+1} .

We stress here that, compared to the Connes and Kreimer definitions [7], we fix the orientation of external edges in γ_n and γ_{n+1} while inserting γ_1 , that is why there is only one vertex in γ_n where we can insert γ_1 in order to obtain γ_{n+1} .

Now the formula takes the form

$$c(\gamma_{n+1}) = \frac{1}{n+1} \sum_{\gamma_n = \gamma_{n+1}/\gamma_1} c(\gamma_n). \quad (37)$$

The coefficients $c(\gamma)$ defined recursively by (37) should coincide with $c(\gamma)$ in formula (28). We will not prove the assertion for arbitrary graphs, but we will present some nontrivial examples.

First of all, if there is only one $\gamma_1 \subset \gamma_n$, then

$$c(\gamma_n) = \frac{1}{n} c(\gamma_{n-1}),$$

if there is only one $\gamma_1 \subset \gamma_{n-1}$ etc., then

$$c(\gamma_n) = \frac{1}{n!}$$

and we get the right answer for the graph with only one chain of divergent subgraphs (compare with (26)).

6 Five-loop example

Let us consider the five-loop diagram and find the coefficients for the leading RG logarithm using the two formulas (28) and (37).

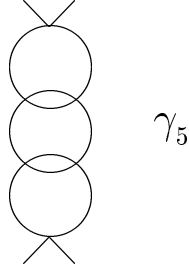


Figure 7: **Five-loop diagram** γ_5

In order to use (28) we have to find the maximal trees for γ_5 .

The numbers of the loops in the sub-diagrams may be organized in the triangular (see figure 8).

			5		
		4		4	
	2		3		2
0		1		1	
	0		1		0

Figure 8: **Loop numbers of the sub-diagrams in** γ_5

Where '5' corresponds to the diagram and denotes the number of loops in the diagram. Two '4' in the second line correspond to the two maximal sub-diagrams which contain 4 loops. 2, 3, 2 correspond to the 2, 3, 2-loop sub-diagrams. Note, that any of the two 2-loop sub-diagrams belongs only to one of the 4-loop sub-diagrams, whereas the 3-loop sub-diagram belongs to both 4-loop sub-diagrams. The sub-diagrams which belong to the 4-loop sub-diagram correspond to the numbers in the sub-triangular with '4' on the top.

The maximal trees in this case correspond to the following subsets of numbers in the triangular

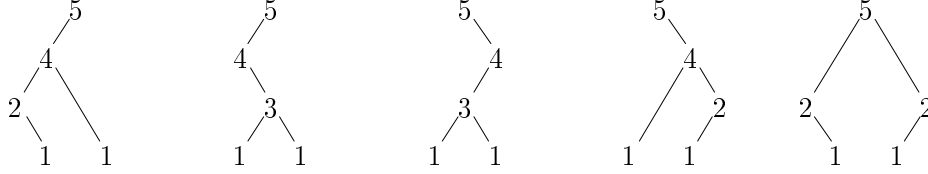


Figure 9: **Maximal trees for γ_5**

By the definition of the rooted tree the diagram (number 5) corresponds to the root, the other numbers (sub-diagrams) correspond to the nodes of the tree, the links between the numbers correspond to the edges of the tree, they represent how the diagrams belong to each other. For example, let the left '4' correspond to the lower 4-loop sub-diagram. Then the left tree contains the diagram itself, the lower 4-loop sub-diagram, the lower 2-loop sub-diagram, and the two 1-loop sub-diagrams. The lower 1-loop sub-diagram belongs to the 2-loop sub-diagram and the upper 1-loop sub-diagram belongs to the 4-loop sub-diagram.

The numbers corresponding to the trees are

$$\frac{1}{5 \cdot 4 \cdot 2}, \quad \frac{1}{5 \cdot 4 \cdot 3}, \quad \frac{1}{5 \cdot 4 \cdot 3}, \quad \frac{1}{5 \cdot 4 \cdot 2}, \quad \frac{1}{5 \cdot 2 \cdot 2}.$$

The sum

$$c(\gamma_5) = \frac{2}{5 \cdot 3}$$

In the recursive formula (37) there are two terms which correspond to the diagrams obtained by the contraction of one of the two 1-loop sub-diagrams. The diagrams obtained by the contraction are shown in figure 10.

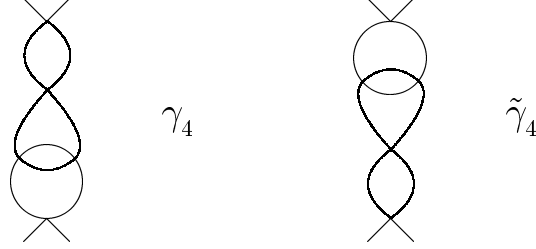


Figure 10: **Contractions of the one-loop sub-diagrams in γ_5**

These diagrams are reducible, thus

$$c(\gamma_4) = c(\tilde{\gamma}_4) = c(\gamma_3)c(\gamma_1) = \frac{1}{3},$$

here γ_3 is the 3-loop diagram (see figure 4) and γ_1 is the 1-loop diagram. The recursive formula in this case

$$c(\gamma_5) = \frac{1}{5} (c(\gamma_4) + c(\tilde{\gamma}_4)) = \frac{1}{5} \left(\frac{1}{3} + \frac{1}{3} \right) = \frac{2}{5 \cdot 3}.$$

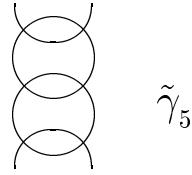


Figure 11: **Five-loop diagram $\tilde{\gamma}_5$**

An interesting fact is that for the five-loop diagram $\tilde{\gamma}_5$, shown in figure 11, the coefficient is the same

$$c(\tilde{\gamma}_5) = \frac{2}{5 \cdot 3}.$$

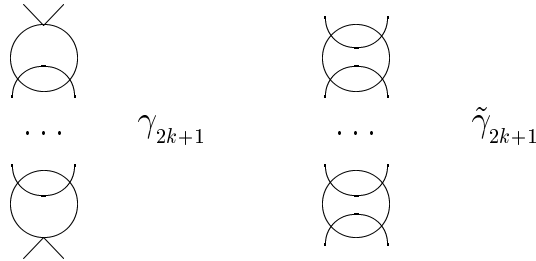


Figure 12: **(2k+1)-loop diagrams that have the same leading logs**

This property seems to be true for any diagrams of the form shown in figure 12.

For example,

$$\begin{aligned} c(\gamma_3) &= c(\tilde{\gamma}_3) = \frac{1}{3}, \\ c(\gamma_5) &= c(\tilde{\gamma}_5) = \frac{2}{5 \cdot 3}, \\ c(\gamma_7) &= c(\tilde{\gamma}_7) = \frac{17}{7 \cdot 5 \cdot 3 \cdot 3}. \end{aligned}$$

This is an interesting unexpected result that the leading logs for the diagrams in figure 12 coincide.

7 Conclusion and acknowledgements

We propose a decomposition of singular integrals which is used to find the leading RG logs in φ^4 theory. We have considered only the leading RG logs, but we have given a general prescription of extracting RG and non-RG parts, thus the idea may be used to study the next-to-leading RG logs as well as the non-RG logs. At the moment the beta-function in φ^4 theory is known up to five loops [21], thus it should be possible to find four next-to-leading RG logs.

In the last parts we obtained the same result for the leading RG logs using the Lie algebra of graphs. This approach also has a straightforward generalization for the next-to-leading logs.

The author is thankful to K.Selivanov and V.Belokurov for constant attention to the work, and to D.Kazakov, V.Rubakov, and I.Ginzburg for inspiring discussions.

The work is supported in part by RFBR grant 03-01-00371 and INTAS grant 00-334.

References

- [1] A. N. Kuznetsov, F. V. Tkachov and V. V. Vlasov, Techniques Of Distributions In Perturbative Quantum Field Theory. 1. Euclidean Asymptotic Operation For Products Of Singular Functions, hep-th/9612037.
- [2] A. G. Grozin, Progress in multiloop calculations, Nucl. Instrum. Meth. A **502**, 815 (2003), hep-ph/0211351.
- [3] N.N.Bogoliubov, D.V.Shirkov, Introduction to the Theory of Quantized Fields, 3rd ed., Wiley-Interscience, 1980.
- [4] C.Itsykson, J.B.Zuber, Quantum Field Theory, Mc Grow-Hill, 1980.
- [5] J.Collins, Renormalization, Cambridge University Press, Cambridge, 1984.
- [6] B. Delamotte, A hint of renormalization, hep-th/0212049.
- [7] A.Connes, D.Kreimer, Renormalization in quantum field theory and the Riemann-Hilbert problem I: the Hopf algebra structure of graphs and the main theorem, hep-th/9912092.
- [8] A.Connes, D.Kreimer, Renormalization in quantum field theory and the Riemann-Hilbert problem II: the β -function, diffeomorphisms and the renormalization group, hep-th/0003188.
- [9] G. 't Hooft, Dimensional Regularization And The Renormalization Group, Nucl. Phys. B **61**, 455 (1973).
- [10] I.M.Gelfand, G.E.Shilov, Generalized Functions, vol. 1, Academic: New York, 1964.
- [11] O.I.Zav'ialov, Renormalized Feynman Diagrams, Moscow, Nauka, 1979 (in Russian).
- [12] S. Weinberg, High-Energy Behavior In Quantum Field Theory, Phys. Rev. **118**, 838 (1960).
- [13] I. F. Ginzburg, A. V. Yefremov and V. G. Serbo, Asymptotic Of Plane Graphs In Spinor Theory, Yad. Fiz. **9**, 451 (1969).

- [14] W. Zimmermann, Commun. Math. Phys. **15**, 208 (1969) [Lect. Notes Phys. **558**, 217 (2000)].
- [15] M.E.Peskin, D.V.Schroeder, An introduction to Quantum Field Theory, Addison-Wesley Publishing Company, 1995.
- [16] A.Gerasimov, A.Morozov, K.Selivanov, Bogolubov's Recursion and Integrability of Effective Actions, Int.J.Mod.Phys.A16:1531-1558,2001, hep-th/0005053
- [17] A. Connes and D. Kreimer, Insertion and elimination: The doubly infinite Lie algebra of Feynman graphs, Annales Henri Poincare **3**, 411 (2002), hep-th/0201157.
- [18] D. Kreimer, New mathematical structures in renormalizable quantum field theories, Annals Phys. **303**, 179 (2003) [Erratum-ibid. **305**, 79 (2003)], hep-th/0211136.
- [19] D. Kreimer, On overlapping divergences, Commun. Math. Phys. **204**, 669 (1999), hep-th/9810022.
- [20] A. Connes and D. Kreimer, Hopf algebras, renormalization and non-commutative geometry, Commun. Math. Phys. **199**, 203 (1998), hep-th/9808042.
- [21] S. G. Gorishnii, S. A. Larin, F. V. Tkachov and K. G. Chetyrkin, Five Loop Renormalization Group Calculations In The $G_{\Phi^{**4}}$ In Four-Dimensions Theory, Phys. Lett. B **132**, 351 (1983).