

No UV/IR Mixing in Unitary Space-Time
Noncommutative Field TheoryP. Fischer¹, V. Putz²¹Theory Division, CERN, CH-1211 Geneva 23, Switzerland²Max-Planck-Institut für Mathematik in den Naturwissenschaften,
Inselstraße 22-26, D-04103 Leipzig, Germany

Abstract

In this article we calculate several divergent amplitudes in $d=4$ -theory on noncommutative space-time ($\theta_{0i} \neq 0$) in the framework of Interaction Point Time Ordered Perturbation Theory (IPTOPT), continuing work done in hep-th/0209253. On the ground of these results we find corresponding Feynman rules which allow for a much easier diagrammatic calculation of amplitudes. The most important feature of the present theory is the lack of the UV/IR mixing problem in all amplitudes calculated so far. Though we are not yet able to give a rigorous proof we provide a strong argument for this result to hold in general. Together with the found Feynman rules this opens promising vistas towards the systematic renormalization of noncommutative field theories.

¹p.fischer@cern.ch²vputz@ismg.de, work supported by "Fonds zur Förderung der Wissenschaften" (FWF) under contract P15015-TPH.

1 Introduction

In quantum field theories on noncommutative spaces we know of two major problems. The first one is the famous so-called "UV/IR-mixing". In using standard perturbative techniques a completely new type of nonrenormalizable, infrared-like singularities occurs, [1], [2]. Attempts to cure this inponderability have been made but no convincing solution has been found so far.

The second problem is the loss of unitarity on noncommutative spaces with Minkowskian signature, [3], [4]. The first resolutions made considerable, undesirable restrictions (e. g. commutativity of time) and were thus not very satisfying. In [5] and [6] two proposals to cure this severe problem have been made. A similar approach was elaborated in [7], [8]. There the GellMann-Low formula for Green's functions,

$$G_n(x_1; \dots; x_k) = \frac{i^n}{n!} \int d^4 z_1 \dots d^4 z_n \mathcal{T}^-(x_1) \dots (x_k) L_I(z_1) \dots L_I(z_n) \mathcal{J}^{\text{con}};$$

was used. The theory is quantized canonically in Minkowski space instead of employing the Euclidean Path-Integral (PI). As shown in [3], [6] and [8] Unitarity is recovered by choosing the Lagrangian as the starting point of this formulation of noncommutative field theories. It must be stressed that for noncommutative time ($\theta_0 \neq 0$) a theory different from the usual approach is considered and new results are to be expected.

Technically this can easily be seen by noting that Time Ordering (\mathcal{T}^-) - which contains $(x^0 - y^0)$ - stands in front of the \star -product which, in the formulation $f(x) \star g(y) = e^{i2\theta_{xy}} f(x)g(y)|_{x=y}$, contains for $\theta_0 \neq 0$ an infinite number of time derivations. The consequences of this rather obvious fact were investigated in detail in [7], [8] for θ^3 and θ^4 in [9].

In this last work it was also shown that if one employs another definition of the \star -product,

$$L_I(z_1) = \frac{g}{4!} (\star \star \star \star)(z_1) = \int_{i=1}^3 \int_{j=1}^3 d^4 s_i \frac{d^4 l_i}{(2)^4} e^{il_i s_i} \quad (1)$$

$$(z_1 - \frac{1}{2} \mathcal{I}_1) \star (z_1 + s_1 - \frac{1}{2} \mathcal{I}_2) \star (z_1 + s_1 + s_2 - \frac{1}{2} \mathcal{I}_3) \star (z_1 + s_1 + s_2 + s_3);$$

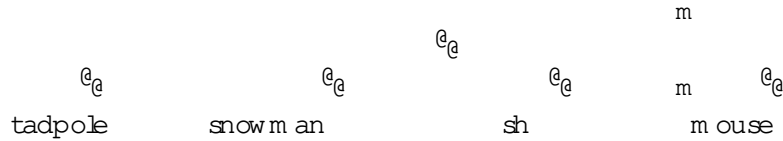
a physical interpretation of the ensuing techniques is possible (aside from making the calculations easier and more transparent). Noncommutativity can be seen explicitly to "spread" the interaction over space-time. The time ordering only acts on the time-stamp of the Interaction Point (IP) z_1^0 but not on the new, smeared-out "physical" coordinates of the field operators. Thus the four fields of the interaction point are not time ordered with respect to each other, time ordering being realized between external and interaction points only. This fact gave reason to the notion of interaction-point time-ordering (IPTO) introduced in [9], to distinguish from a true causal time

ordering. The fields at the interaction point are not causally connected, "micro-" (better "nano-") causality is violated at the noncommutative vertex, [9], [10].

In [9] this approach was developed into IP TO -Perturbation Theory (IP - TO PT) in analogy to pre-Feynmanian commutative perturbation theory [12]. The techniques developed so far are still rather cumbersome (though examples of their applicability are given below) and true diagrammatics including the respective Feynman Rules (FR) are the next step in the implementation of this program.

This is undertaken in the present work (see also [11]), which already rewards us with a possible solution to the second great problem of noncommutative field theories, UV/IR-mixing.

To reach these goals we set out from previous work. In section 2 we employ the noncommutative version of the Time Ordered (TO) expression for Green functions [12], eq. (39) of [9], to obtain explicit results for the Fourier transformed (FT), amputated on-shell two-point one-loop (tadpole) ^(2;1) g. 3, two-point two-loop (snowman) ^(2;2) g. 8 and four-point one-loop (sh) ^(4;1) g. 14 amplitudes.



In section 3 we return to the result for the on-shell non-amputated Green's function $G^{(2;1)}$ obtained in [9] by explicitly commuting out the free field operators. Retracing one step we state explicitly the full on-shell amplitude, the correction to the propagator at one-loop.

This result allows us to "read off" the TO propagator of our theory and the algorithm which allows us the construction of general diagrams.

The last missing item, the vertex, is easily obtained and completes the set of FR of IP TO PT.

Section 4 is devoted to demonstrate the correctness and applicability of our new FR by employing them in redoing the calculations of section 2. Of special interest to the issue of UV/IR-mixing is a certain two-point three-loop amplitude (two tadpoles inserted into a third, the so-called mouse-diagram) ^(2;3) g. 4.4 in which it generates new divergences. We calculate this expression in section 4.4.

The Discussion 5 is mainly dedicated to what our results tell us about the UV/IR-problem. First we note that it does not appear anywhere in the determined amplitudes, especially not in ^(2;3) which remains—in contrast to the results normally obtained in noncommutative field theory—void of new divergences. This most interesting feature of the present theory encourages

us to put forth a general argument for the absence of this notorious problem in IPTOPT in section 5.2, at least in its usual form. A short remark on the PT-invariance of the obtained amplitudes is made in section 5.3.

In the Outlook section 6 we give lines along which a rigorous proof (or disclaim) of the general absence of UV/IR mixing in IPTOPT may proceed. We also list the next steps in the program of IPTOPT, among which are of course the attempt of renormalization of this noncommutative field theory.

2 Examples

Now we want to look at some prominent diagrams with the help of eq. (39) of [9]:

$$\begin{aligned}
& (q_1^1; \dots; q_E^E) \\
&= \lim_{\epsilon \rightarrow 0} \frac{g^V}{(4!)^V} \frac{Z}{i=1} \frac{Y^I}{(2)^3 2!^{k_i}} \frac{d^3 k_i}{v=1} \frac{W^{1-1}}{v^0 v} \frac{i(2)^3}{v^0 v} \frac{P}{i=1} \frac{J_{vi} k_i}{J_{v^0 i} k_i} + \frac{P}{e=1} \frac{J_{ve} q_e}{J_{v^0 e} q_e} + i^n \\
&\exp i \sum_{i,j=1}^{X^I} I_{ij} k_i^+ k_j^+ + \sum_{i=1}^{X^I} \sum_{e=1}^{X^E} I_{ie} k_i^+ q_e^e + \sum_{e,f=1}^{X^E} I_{ef} q_e^e q_f^f : \quad (2)
\end{aligned}$$

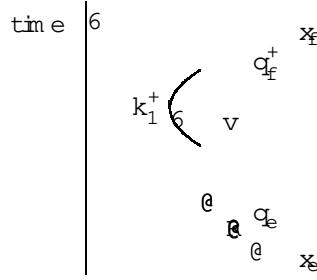
The vertex which is missing in the product over v is the latest one. Note that due to the somewhat unusual definition of the S-matrix used in [9] this formula has some extra factors with respect to the usual expression.

Here the internal (carrying the momenta k) and external (carrying the momenta q) lines are oriented forward in time (note, however, that the external momenta are always defined outgoing of a vertex). Then, the incidence matrices $J_{vi}; J_{ve}$ equal -1 if the line leaves v and $+1$ if the line arrives at v . Similarly, $j_e = -1$ if the line e leaves x_e and $j_e = +1$ if the line e arrives at x_e . The matrices $I_{ij}; I_{ie}; I_{ef}$ are the intersection matrices, which describe the time-confguration of the lines at a vertex. They will be defined below.

2.1 2-Point 1-Loop Tadpole

To see how the formula works, we first want to review the on-shell one-loop correction to the 2-point function. One typical contribution to this diagram

is:



The contribution (e;1;f;1) (3)

With eq. (2) a general contribution reads

$$(2;1) = \frac{g}{4!} \int \frac{d^3k}{(2\pi)^3 2!_k} \exp(i \dots); \quad (4)$$

where \dots is the phase depending on the special configuration of lines at the vertex. Since there is only one inner line, the I_{ij} term in (2) is vanishing. For the I_{ie} term we have to look at all possible configurations of lines at the 4-eld vertex v . We have

$$I_{ij} = \frac{1}{2} \sum_v J_{vi} J_{vj}; \quad I_{ie} = \frac{1}{2} \sum_v (J_{ie} - J_{ei}) J_{vi} J_{ve}; \quad I_{ef} = \frac{1}{2} \sum_v J_{ef} J_{ve} J_{vf}; \quad (5)$$

The sum is over all vertices in a particular graph. $J_{ie} = +1$ if the line i is connected to an "earlier" eld in the vertex v than the line e , otherwise $J_{ij} = 0$. We have $J_{ie} = -1$, $J_{ve} = +1$, $J_{ef} = +1$, $J_{vf} = -1$. For the inner line we have to distinguish between leaving (we denote this by $i = 1$) and arriving ($i = -1$). Then $J_{v1} = -1$ and $J_{v1} = +1$. Note that the inner line is by definition oriented forward in time and $k_1 = k_1$. We write the time-ordering configuration at the vertex as array, the contribution in figure (3) is labeled by (e;1;f;1). Then we find for the I_{ie} and the I_{ef} terms:

$$\begin{aligned} & \sum_{i=1;1} k_1^+ I_{ie} (q_e) + \sum_{i=1;1} k_1^+ I_{if} (q_f^+) + \sum_{e^0;f^0=e;f} I_{ef^0} (q_e^{e^0}) (q_f^{f^0}) = \\ & (e;f;1;1) : 0 + 0 + \frac{1}{2} q_e q_f^+ \quad (f;e;1;1) : 0 + 0 + \frac{1}{2} q_f^+ q_e \\ & (1;1;e;f) : 0 + 0 + \frac{1}{2} q_e q_f^+ \quad (1;1;f;e) : 0 + 0 + \frac{1}{2} q_f^+ q_e \\ & (e;1;1;f) : 0 + 0 + \frac{1}{2} q_e q_f^+ \quad (f;1;1;e) : 0 + 0 + \frac{1}{2} q_f^+ q_e \\ & (1;e;f;1) : k_1^+ (q_e) + k_1^+ q_f^+ + \frac{1}{2} q_e q_f^+ \\ & (1;f;e;1) : k_1^+ (q_e) + k_1^+ q_f^+ + \frac{1}{2} q_f^+ q_e \end{aligned}$$

$$\begin{aligned}
(e;1;f;1) &: +k_1^+ q_f^+ + \frac{1}{2} q_e q_f^+ & (1;f;1;e) &: +k_1^+ q_f^+ + \frac{1}{2} q_f^+ q_e \\
(1;e;1;f) &: k_1^+ (q_e) + \frac{1}{2} q_e q_f^+ & (f;1;e;1) &: k_1^+ (q_e) + \frac{1}{2} q_f^+ q_e :
\end{aligned}$$

Thus we get for the sum over all possible phase factors

$$\sum \exp(i \dots) = 3e^0 \quad (6)$$

$$+ e^{i \dots k_1^+, q_e,} + e^{i \dots k_1^+, q_f^+,} + e^{i \dots (k_1^+, q_e, + k_1^+, q_f^+,)} 2 \cos\left(\frac{1}{2} q_e, q_f^+, \right):$$

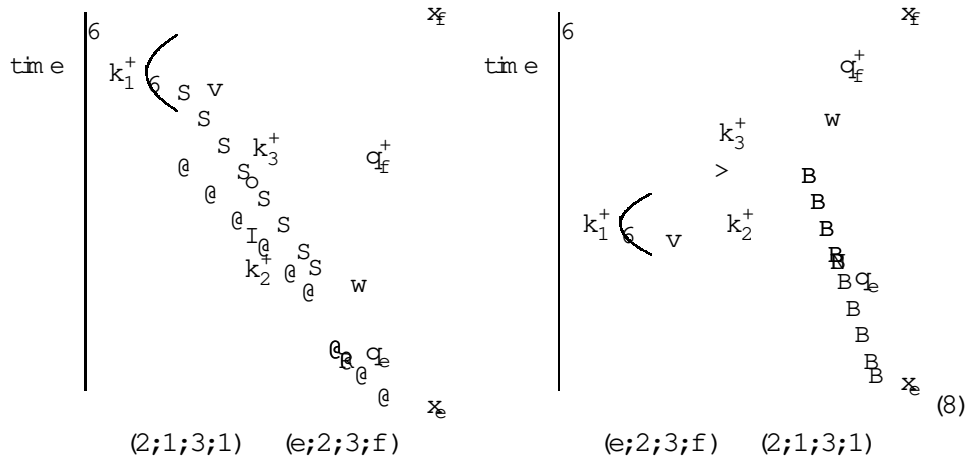
Inserting this into (4) and with $q_f^+ = q_e$ we find for the total

$$\Gamma_{\text{tot}}^{(2;1)} = \frac{g}{12} \int \frac{d^3 k}{(2\pi)^3 2!_k} [4 + 2 \cos(\dots k^+ q_f^+,)] : \quad (7)$$

This result agrees with eq. (25) of [9], where the same amplitude was obtained by explicitly commuting out the free field operators.

2.2 2-Loop Snowman

For the two-loop snowman, in addition to the inner configuration of the lines at the vertices we have to respect the two possibilities of time ordering of the vertices:



With $V = 2, E = 2, I = 3$ eq. (2) reads for the left graph, where the vertex v is before the vertex w

$$\Gamma^{(2;2)} = \frac{g^2}{(4!)^2} \int \frac{d^3 k_1 d^3 k_2 d^3 k_3}{(2\pi)^9 8!_1!_2!_3} \frac{i(2\pi)^3 (k_2 \cdot k_3 q_e \cdot q_f)}{!_2!_3!_e!_f + i\epsilon} \exp(i \dots) : \quad (9)$$

We have $J_{v2} = J_{v3} = +1$, $J_{w2} = J_{w3} = -1$, $j_e = +1$, $j_f = -1$. We get a nontrivial I_{ij} term from the vertex v . For example, the phase of the vertex v in the left graph is

$$(2;1;3;1)_v : k_1^+ k_3^+ + \frac{1}{2} k_2^+ k_3^+ ; \quad (10)$$

and similar for the other 11 contributions. For the vertex w the I_{ij} and I_{ie} terms are nonzero. Again, we present only one contribution (note that $q_e = +q_f^+$ due to momentum conservation),

$$\begin{aligned} (e;2;3;f)_w : & \frac{1}{2} k_2^+ (-q_e) + \frac{1}{2} k_3^+ (-q_e) + \frac{1}{2} k_2^+ q_f^+ + \frac{1}{2} k_3^+ q_f^+ + \frac{1}{2} k_2^+ k_3^+ \\ & = k_2^+ q_f^+ + k_3^+ q_f^+ + \frac{1}{2} k_2^+ k_3^+ : \end{aligned} \quad (11)$$

Collecting the other 23 terms would be fairly edifying for a computer. Summing up all contributions, using again $q_e = -q_f^+$, integrating out k_3 and setting $\epsilon = 0$ yields

$$\begin{aligned} \text{(2;2)}_{\text{left}} = & \frac{ig^2}{(4!)^2} \int \frac{d^3 k_2}{(2\pi)^3 8! \frac{3}{2}} \int \frac{d^3 k_1}{(2\pi)^3 2! \frac{1}{2}} 2 \cos\left(\frac{1}{2} k_2^+ K_2\right) \\ & 3 + e^{-i(k_1^+, k_2^+, k_2^+)} + e^{+i(k_1^+, k_2^+, k_2^+)} + e^{-i(k_1^+, k_2^+, k_1^+, k_2^+)} \\ & 2 \cos\left(\frac{1}{2} k_2^+ K_2\right) 6 + 2 \cos(k_2^+, q_f^+) \\ & + 2 \cos(k_2^+, q_f^+) + 2 \cos(k_2^+, k_2^+, q_f^+) : \end{aligned} \quad (12)$$

The first two lines of the integralkernel are exactly eq. (7) with the obvious replacements (note the correct signs coming from the j 's and J 's) $q_e \rightarrow -q_f^+$ and $k_2^+ \rightarrow k_3^+ \rightarrow k_2^+$. For $\text{(2;2)}_{\text{right}}$ we find the same expression with $k_{2;3}^+ \rightarrow k_{2;3}^+$, due to the reversed sign of J_{ve} etc. This yields exactly the complex conjugated expression, so with the help of $4 \cos^2(\frac{x}{2}) = 2 + 2 \cos(x)$ we get

$$\begin{aligned} \text{(2;2)}_{\text{tot}} = & \frac{ig^2}{(4!)^2} \int \frac{d^3 k_2}{(2\pi)^3 8! \frac{3}{2}} (2 + 2 \cos(k_2^+ K_2)) \\ & 6 + 2 \cos(k_2^+ q_f^+) + 2 \cos(k_2^+ q_f^+) + 2 \cos(k_2^+ k_2^+, q_f^+) \\ & \int \frac{d^3 k_1}{(2\pi)^3 2! \frac{1}{2}} 6 + 2 \cos(k_1^+ K_2^+) + 2 \cos(k_1^+ K_2) + 2 \cos(k_1^+ (K_2^+ - K_2)) : \end{aligned} \quad (13)$$

Note the extra i due to the slightly unusual definition of the S-matrix used in [9].

Finally, for the one-loop correction to the t-channel four point function we have the following contributions:

Without going into detail with respect to the phase, we can proof the IR-finiteness of the sum of these contributions.

$$\begin{aligned}
(4;1) = & \frac{g^2}{(4!)^2} \frac{d^3 k_2}{(2!)^3 2!} \frac{d^3 k_3}{(2!)^3 2!} \\
& \frac{i(2!)^3 (k_2 k_3 q_e q_f)}{2! 3! + e! f! + i''} \\
& (q_e; q_f^+; k_2^+; k_3^+) (q_g; q_h^+; k_2^+; k_3^+) \\
+ & \frac{i(2!)^3 (k_2 k_3 q_g q_h)}{2! 3! + g! h! + i''} \\
& (q_e; q_f^+; k_2^+; k_3^+) (q_g; q_h^+; k_2^+; k_3^+) :
\end{aligned}
\tag{15}$$

Here the phase will be defined in section 3.5. With conservation of the global 4-momentum $q_e + q_f + q_g + q_h$ we have $!_g - !_h = (!_e - !_f)$ in the denominator of the second term. Before integrating out k_3 we let $\mathbb{K}_2 \rightarrow \mathbb{K}_2; \mathbb{K}_3 \rightarrow \mathbb{K}_3$ in the second term, so that $\mathbb{K}_3 = \mathbb{K}_2 - q_e - q_f$ in both terms. Thus we find

$$_{(4;1)} = \frac{g^2}{(4!)^2} \frac{d^3 k_2}{(2)^3 2!_2} \frac{1}{(2)^3 2!_3} i(2)^3$$

We find that the denominators are strictly positive,

$$\begin{aligned}
& j(!_2 + !_3)j^2 - j(!_e + !_f)j^2 = \\
& k_2^2 + m^2 + (k_2 + q_e + q_f)^2 + m^2 + 2!_2!_3 \\
& \quad q_e^2 - m^2 - q_f^2 - m^2 + 2!_e!_f = \\
& 2k_2(k_2 + q_e + q_f) + q_e q_f + !_2!_3 + !_e!_f \stackrel{?}{=} k_3^2 = (k_2 + q_e + q_f)^2 > 0 \\
& (p - q) < \frac{1}{p}!_q; m > 0):
\end{aligned}$$

Thus, no new kinematic IR divergence occurs with respect to the commutative case, although due to the different phases the usual cancellations could not take place. Hence we make sure that no novel problems arise from this quarter.

3 The Feynman Rules for IPTOPT

To obtain the set of diagrammatic rules for our model we have to answer three questions:

1. What is the vertex?
2. What is the propagator?
3. How to construct graphs?

The first of these we postpone to section 3.5, while the other two are tackled by retracing our steps to the explicit result for the tadpole obtained in [9].

3.1 The Full Noncommutative Propagator

We start our search for the Feynman (like) rules of noncommutative IPTOPT at the explicit expression for the two-point one-loop tadpole $G^{(2;1)}$, eq. (24) of [9].

Repeating the notation from [9], (recall $p = (!_p; p)$; $!_p = \frac{p}{p^2 + m^2}$; $p = p$)

$$\begin{aligned}
I((p)^+; (q)^+) &= \int \frac{d^3k}{(2\pi)^3 2!_k} [3 + e^{ip \cdot K^+ + iq \cdot K^+} + e^{ip \cdot K^+} + e^{iq \cdot K^+} \\
& I(p; q);
\end{aligned} \tag{17}$$

we retrace one step and give the unamputated Fourier transformed Green's

function

$$\begin{aligned}
G^{(2;1)}(p; q) = & \lim_{1; 2! \rightarrow 0} \frac{g}{12} (2!)^4 (p+q) \\
& \frac{1}{p_0! p^+ i_1} \frac{1}{p^+! q^- i_2} \frac{\cos(\frac{1}{2} p^+ q^-)}{4! p! q} I(p^+; q^+) \\
& + \frac{1}{q_0! q^+ i_1} \frac{1}{p^+! q^- i_2} \frac{\cos(\frac{1}{2} p^+ q^-)}{4! p! q} I(p^+; q^+) \\
& + \frac{1}{p_0! p^+ i_1} \frac{1}{q_0! q^- i_2} \frac{\cos(\frac{1}{2} p^+ q^-)}{4! p! q} I(p^+; q^-) \\
& + \frac{1}{q_0! q^+ i_1} \frac{1}{p_0! p^- i_2} \frac{\cos(\frac{1}{2} p^+ q^-)}{4! p! q} I(p^-; q^+) \\
& + \frac{1}{p^+! q^- i_1} \frac{1}{q_0! q^+ i_2} \frac{\cos(\frac{1}{2} p^+ q^-)}{4! p! q} I(p^-; q^-) \\
& + \frac{1}{p^+! q^- i_1} \frac{1}{p_0! p^+ i_2} \frac{\cos(\frac{1}{2} p^+ q^-)}{4! p! q} I(p^-; q^-) : \quad (18)
\end{aligned}$$

Making use of local energy-momentum conservation $p^0 = q^0$ and $p^- = q^-$ and of the relation $q^+ = p^+$ we eliminate q and contract to

$$\begin{aligned}
G^{(2;1)}(p) = & \lim_{1! \rightarrow 0} \frac{g}{12 (2!)^2} (2!)^4 (p+q) \\
& \frac{1}{p_0! p^+ i''} \frac{1}{p_0! p^- i''} \cos(\frac{1}{2} p^+ p^-) I(p^+; p^-) + I(p^-; p^+) \\
& \frac{1}{p_0! p^+ i''} \frac{1}{p_0! p^+ i''} \cos(\frac{1}{2} p^+ p^+) I(p^+; p^+) \\
& \frac{1}{p_0! p^- i''} \frac{1}{p_0! p^- i''} \cos(\frac{1}{2} p^- p^-) I(p^-; p^-) : \quad (19)
\end{aligned}$$

This can easily be written as the sum over two signs:

$$\begin{aligned}
G^{(2;1)}(p) = & \frac{g}{12} (2!)^4 (p+q) \sum_{\pm} \frac{1}{2! p^-} \frac{1}{p_0! p^+ i''} \frac{1}{2! p^0} \frac{1}{p_0! p^+ i''} : \quad (20)
\end{aligned}$$

3.2 The TO Propagator

Eq. (20) lets us read off the answers to both our questions. Since we have not performed any amputation yet, two propagators must be included in the above expression. Easily we identify the TO propagator as

$$i^{TO} = \frac{i}{2! p^-} \frac{1}{p^0! p^+ i''} : \quad (21)$$

The γ_0 was included to guarantee TO-diagrammatic consistency: every directed TO line which leaves one vertex (γ_0) has to arrive at another one (γ_0). (The correctness of this addition will become evident in the following examples.)

The global TO of the vertices is another necessary issue to be encoded in γ_0 : every line has to leave its earlier vertex and arrive at its later vertex, and this must be consistently so for all lines of the diagram. This property is taken care of by the sign of the pole prescription. As illustrated in the amplitudes (re)calculated in section 4, only products of TO propagators in TO consistent graphs (if $A < B$ and $C < A$ then $C < B$) will contribute. All others (e.g. $A < B$ and $C < A$ but $B < C$) will have their poles bundled in the same complex half-plane and hence vanish upon integrating over p^0 .

3.3 Building Graphs

In addition to providing us with a propagator eq. (20) also tells us how to construct graphs: multiply together all the building blocks for a graph of given topology – lines, vertices, subgraphs – which all depend on the entering or leaving ($i = 1$) of the lines running into them. Then sum over all signs. The propagators take care of the correct connection of all parts of the diagram, especially causal consistency: if vertex A is later than vertex B and B is later than C, then A is also later than C.

Even at this point we may already calculate the two-point zero-loop function, the usual covariant propagator,

$$\begin{aligned} i_F &= \int \frac{d^4 p}{(2\pi)^4} \frac{1}{p^2 + i0} = \int \frac{d^3 p}{(2\pi)^3} \frac{1}{2E_p} \frac{1}{p_0 + i0} \\ &= \frac{i}{2\pi} \int \frac{d^3 p}{(2\pi)^3} \frac{1}{p_0 + i0} + \frac{1}{p_0 + i0} = \frac{i}{p_0^2 + i0} : \quad (22) \end{aligned}$$

3.4 Complete 1-Loop Integrals

To complete our discussion of $G^{(2;1)}$ and for further use in section 4.4 we evaluate the I 's occurring in eq. (20).

Abbreviating the (cut-off regularized) divergent part of the planar term by $Q = \frac{2}{(2\pi)^2} + \frac{m^2}{2} \ln(\frac{m^2}{\Lambda^2})$ we give $I(p^+; p^+)$, which was already calculated in [9], eq. (31):

$$I(p^+; p^+) = \frac{2}{(2\pi)^2} Q \int \frac{d^4 q}{(2\pi)^4} \frac{1}{q^2 + i0} \frac{1}{(p-q)^2 + i0} ; \quad (23)$$

Analogously one finds

$$I(p^-; p^-) = \frac{2}{(2\pi)^2} Q \int \frac{d^4 q}{(2\pi)^4} \frac{1}{q^2 + i0} \frac{1}{(p-q)^2 + i0} : \quad (24)$$

Calculating the sum of the remaining integrals still has to be done. Adding the integrands gives

$$\begin{aligned}
& I(\mathbf{p}^+; \mathbf{p}) + I(\mathbf{p}; \mathbf{p}^+) = \\
& = \frac{d^3k}{(2\pi)^3 2!_k} \left(6 + e^{ik^+ \mathbf{p}^+ + ik^+ \mathbf{p}} + e^{ik^+ \mathbf{p}^+} + e^{ik^+ \mathbf{p}} \right. \\
& \quad \left. + e^{ik^+ \mathbf{p}^+} + e^{ik^+ \mathbf{p}} + e^{ik^+ \mathbf{p}^+} + e^{ik^+ \mathbf{p}} \right) \\
& = \frac{d^3k}{(2\pi)^3 2!_k} \left(2 \cdot 3 + \cos(k^+ \mathbf{p}^+) + \cos(k^+ \mathbf{p}) + \cos(k^+ (\mathbf{p}^+ - \mathbf{p})) \right) :
\end{aligned} \tag{25}$$

The first and second cosine terms are just the ones yielding the nonplanar parts of eq. (23) and eq. (24). The third one has to be dealt with explicitly. With $(\mathbf{p}^+ - \mathbf{p}) = 2\mathbf{p}_0$ and $p_0 = 0$ we can choose a coordinate system with the z-axis parallel the 3-vector \mathbf{p}_0 . Thus integrating out the angles yields

$$\frac{2}{(2\pi)^2 j_{0i}!} \int_0^{2\pi} dk \frac{k^j}{k!} \sin(2k j_{0i}!) : \tag{26}$$

This we evaluate as

$$= \frac{m}{(2\pi)^2 j_{0i}!} K_{1-2m} j_{0i}! : \tag{27}$$

Hence we have

$$\begin{aligned}
I(\mathbf{p}^+; \mathbf{p}) + I(\mathbf{p}; \mathbf{p}^+) &= \frac{2}{(2\pi)^2} \frac{3}{2} Q - 2 \frac{m}{\mathbf{p}^+ j} K_{1-m} \mathbf{p}^+ j \\
& 2 \frac{m}{\mathbf{p} j} K_{1-m} \mathbf{p} j + \frac{m}{j_{0i}!} K_{1-2m} j_{0i}! :
\end{aligned} \tag{28}$$

For further use (eq. (45)) we finally present another result. If $I(\mathbf{p}^+; \mathbf{p})$ occurs under an integral over d^3p together with functions $f(\mathbf{p})$ invariant under $\mathbf{p} \rightarrow -\mathbf{p}$ we have:

$$\begin{aligned}
\int d^3p f(\mathbf{p}) I(\mathbf{p}^+; \mathbf{p}) &= \int d^3p f(\mathbf{p}) \frac{1}{(2\pi)^2} \\
& \frac{3}{2} Q - \frac{2m}{\mathbf{p}^+ j} K_{1-m} \mathbf{p}^+ j - \frac{2m}{\mathbf{p} j} K_{1-m} \mathbf{p} j + \frac{m}{j_{0i}!} K_{1-2m} j_{0i}! :
\end{aligned} \tag{29}$$

$I(\mathbf{p}; \mathbf{p}^+)$ yields the identical result under the same assumption.

3.5 The Vertex

To answer our first question we straightforwardly peruse eq. (2) for no internal lines and four external ones with general causalities (ϵ 's). Summing

over all possible inner (nano-) TO of the vertex one proceeds as in section 2 and finds $\langle \mathbf{p} \rangle = \mathbf{p}$)

$$\begin{aligned}
{}^{(4;0)} \langle \mathbf{p}_1^1; \mathbf{p}_2^2; \mathbf{p}_3^3; \mathbf{p}_4^4 \rangle &= \frac{g}{4!} \langle \mathbf{p}_1^1; \mathbf{p}_2^2; \mathbf{p}_3^3; \mathbf{p}_4^4 \rangle = \\
&= \frac{g}{3} \cos\left(\frac{1}{2}\mathbf{p}_1^1 \mathbf{p}_2^2\right) \cos\left(\frac{1}{2}\mathbf{p}_3^3 \mathbf{p}_4^4\right) \cos\left(\frac{1}{2}(\mathbf{p}_1^1 + \mathbf{p}_2^2)(\mathbf{p}_3^3 + \mathbf{p}_4^4)\right) \\
&+ (2) \S (3) + (2) \S (4) :
\end{aligned} \tag{30}$$

Note that here all the momenta are defined outgoing of the vertex. With the symmetry of the cosine we check explicitly the invariance of (30) with respect to any permutation of the momenta.

Unfortunately, the tadpole has to be treated separately. From eq. (2) it follows that the tadpole line has to be orientated forward in time. Thus only $\frac{24!}{2}$ nano-configurations at the vertex contribute. We find for the phase factor of a 1-loop tadpole (defining $\mathbf{p}_2^2; \mathbf{p}_3^3$ outgoing, loop momentum \mathbf{p}_1^+)

$$\begin{aligned}
\frac{g}{4!} \exp(i \sum_{a,b=1}^3 \mathbf{p}_a^a \mathbf{p}_b^b) &= \frac{g}{4!} \langle \mathbf{p}_1^+; \mathbf{p}_2^2; \mathbf{p}_3^3 \rangle \\
&= \frac{g}{12} [3 + e^{i\mathbf{p}_1^+ \mathbf{p}_2^2} + e^{i\mathbf{p}_1^+ \mathbf{p}_3^3} + e^{i\mathbf{p}_1^+ (\mathbf{p}_2^2 + \mathbf{p}_3^3)}] \cos\left(\frac{1}{2}\mathbf{p}_2^2 \mathbf{p}_3^3\right); \tag{31}
\end{aligned}$$

3.6 Summary of Diagrammatics

To calculate a Fourier-transformed, amputated amplitude use the following rules:

1. An amputated external line carries the momentum \mathbf{q}_e . $\epsilon_e = +1$ if the line is directed into the future, $\epsilon_e = -1$ if it runs into the past,

$$\mathbf{q}_e = (\epsilon_e \frac{\mathbf{p}}{\mathbf{q}^2 + m^2}; \mathbf{q})^T : \tag{32}$$

2. For a general, non-tadpolic vertex write a factor

$$\begin{aligned}
&\frac{g}{4!} \langle \mathbf{p}_1^1; \mathbf{p}_2^2; \mathbf{p}_3^3; \mathbf{p}_4^4 \rangle = \\
&= \frac{g}{3} \cos\left(\frac{1}{2}\mathbf{p}_1^1 \mathbf{p}_2^2\right) \cos\left(\frac{1}{2}\mathbf{p}_3^3 \mathbf{p}_4^4\right) \cos\left(\frac{1}{2}(\mathbf{p}_1^1 + \mathbf{p}_2^2)(\mathbf{p}_3^3 + \mathbf{p}_4^4)\right) \\
&+ (2) \S (3) + (2) \S (4) ;
\end{aligned} \tag{33}$$

where all momenta are oriented outwards from the vertex.

3. For a tadpolic vertex (with loop momentum \mathbf{p}_1^+) write a factor

$$\begin{aligned}
&\frac{g}{4!} \langle \mathbf{p}_1^+; \mathbf{p}_2^2; \mathbf{p}_3^3 \rangle = \\
&= \frac{g}{12} [3 + e^{i\mathbf{p}_1^+ \mathbf{p}_2^2} + e^{i\mathbf{p}_1^+ \mathbf{p}_3^3} + e^{i\mathbf{p}_1^+ (\mathbf{p}_2^2 + \mathbf{p}_3^3)}] \cos\left(\frac{1}{2}\mathbf{p}_2^2 \mathbf{p}_3^3\right); \tag{34}
\end{aligned}$$

where $\mathbf{p}_2; \mathbf{p}_3$ are oriented outwards from the vertex.

4. For an inner line write the propagator

$$i \tau^0 = \frac{i}{2!} \frac{i^0}{p^0 + i\epsilon}; \quad (35)$$

5. Sum over all i 's of the internal lines in order to include all possible contributions with respect to the time ordering of the inner vertices.

6. Integrate over all loop momenta (including tadpole momenta).

Remember that four-momentum conservation is valid at all vertices and along all lines.

4 Examples for the Application of the Feynman Rules for NC-IP TOP T

Both to illustrate the applicability and demonstrate the validity of the new-found FR (since instead of a derivation rather a motivation for them was given), we employ them in the re-calculation of the diagrams of section 2.

In addition we will finally be able to calculate the "mouse"-diagram $(2;3)$, which was one of the main motivations for this development of diagrammatics.

4.1 The Diagrammatic Tadpole

Once again we turn toward the tadpole, obtained by explicitly commuting out the free-field operators in [9] and by use of the IP TOP T-formula eq. (39) *ibidem*.

Simplifying eq. (31) by using four-momentum conservation $p_2 = :q = p_3$, setting the external momenta on-shell $p_2^2 = +1$; $p_3^2 = -1$ and defining $p_1^+ = :k^+; p^- = :p^-$ we find for the vertex factor

$$\frac{g}{4!} (k^+; q^+; q^+) = \frac{g}{6} (2 + \cos(k^+ q^+)); \quad (36)$$

Note that the ϵ of the looped line does not occur. Multiplying with the propagator eq. (21), summing over i^0 and integrating over phase space then yields the by now well-known amputated FT NC tadpole-amplitude:

$$\begin{aligned} (2;1) &= \int \frac{d^4 k}{(2\pi)^4} \frac{g}{6} (2 + \cos(k^+ q^+)) \int \frac{i^0}{2!} \frac{i}{k^0 + i\epsilon} \\ &= \int \frac{d^4 k}{(2\pi)^4} \frac{g}{6} (2 + \cos(k^+ q^+)) \frac{i}{2!_k} \frac{1}{k^0 + i\epsilon} \frac{1}{k^0 + i\epsilon} \\ &= \frac{g}{6} \int \frac{d^3 k}{(2\pi)^3} \frac{1}{2!_k} (2 + \cos(k^+ q^+)); \end{aligned} \quad (37)$$

$$\begin{aligned}
& + \frac{1}{k_2^0 - i_2 + i''} \frac{1}{k_2^0 + i_2 - i''} \\
& + \frac{1}{k_2^0 - i_2 + i''} \frac{1}{k_2^0 + i_2 - i''} :
\end{aligned} \tag{38}$$

In the last step we integrated over k_1^0 as in section 4.1 and expanded the sums over $\frac{v}{2}; \frac{a}{3}$.

Performing the k_2^0 integration reveals how T^0 selects the correct signs: the poles in the second and the third term are double poles, both lying on top of each other in the same complex half-plane. Hence we may close the contour in the other half without enclosing any residuum, yielding a vanishing integral (mark that the auxiliary halfcircle is harmless, contrary to the tadpole case).

In the first and the fourth term the poles lie in opposite halves and yield upon integration $2i(2!_2)$. Hence we find

$$\begin{aligned}
(2;2) &= \frac{ig^2}{(4!)^2} \int \frac{d^3 k_1}{2!_1 (2^-)^3} \frac{d^3 k_2}{(2!_2)^3 (2^-)^3} \\
& (k_1^+; k_2^+; +k_2) (q_e; q_f^+; +k_2; k_2) + \\
& (k_1^+; k_2; +k_2^+) (q_e; q_f^+; +k_2; k_2^+) :
\end{aligned} \tag{39}$$

Evaluation of the phases and , using momentum conservation $q_e = q_f^+$ and doing some trivial but tedious trigonometry, yields

$$\begin{aligned}
(k_1^+; k_2^+; +k_2) &= 2 \cos(\frac{1}{2} k_2^+ K_2) \cos(K_2) + e^{ik_1^+ K_2} + e^{+ik_1^+ K_2} + e^{-ik_1^+ (K_2^+ - K_2)} \\
(k_1^+; k_2; +k_2^+) &= 2 \cos(\frac{1}{2} k_2^+ K_2) \cos(K_2) + e^{+ik_1^+ K_2} + e^{-ik_1^+ K_2} + e^{+ik_1^+ (K_2^+ - K_2)} \\
(q_e; q_f^+; +k_2; k_2) &= 4 \cos(\frac{1}{2} k_2^+ K_2) \cos(K_2) + \cos(k_2^+ q_f^+) + \cos(k_2 q_f^+) + \cos((k_2^+ - k_2) q_f^+) \\
(q_e; q_f^+; +k_2; k_2^+) &= (q_e; q_f^+; k_2^+; +k_2) :
\end{aligned}$$

Inserting this into eq. (39) we find exactly the same result eq. (13) as obtained by the T^0 procedure in section 2.2.

4.3 The Diagrammatic Fish

To demonstrate that our diagrammatic rules do also work in a non-tadpolonic context we re-calculate the t-channel four-point one-loop fish graph evalu-

ated in section 2.3. As above we restrict ourselves to the t-channel.

Using the same notation as in eq. 14 we fix the external on-shell momenta as above $\epsilon_e = -1$; $\epsilon_f = +1$; $\epsilon_g = -1$; $\epsilon_h = +1$. Four-momentum conservation yields

$$k_3 = k_2 - q_e - q_f; \quad k_3^0 = k_2^0 + \epsilon_e \epsilon_f : \quad (40)$$

(4;1) is then given as

$$\begin{aligned} (4;1) &= \frac{g^2}{(4!)^2} \int \frac{d^4 k_2}{(2\pi)^4} \frac{X^{1;1}}{w_2; w_2; w_3; w_3} \frac{1}{2!_2} \frac{1}{2!_3} \\ &\quad \frac{w_2 (q_e; q_f^+; k_2^{w_2}; k_3^{w_3})}{\frac{w_2 k_2^0}{2} \epsilon_2 + i''} \frac{v(q_g; q_h^+; k_2^{w_2}; k_3^{w_3})}{\frac{w_3 (k_2^0 + \epsilon_e \epsilon_f)}{3} \epsilon_3 + i''} \\ &= \frac{g^2}{(4!)^2} \int \frac{d^4 k_2}{(2\pi)^4} \frac{X^{1;1}}{w_2; w_3} \frac{1}{2!_2 2!_3} \\ &\quad \frac{w_2 (q_e; q_f^+; k_2^{w_2}; k_3^{w_3})}{1} \frac{v(q_g; q_h^+; k_2^{w_2}; k_3^{w_3})}{1} \\ &= \frac{g^2}{(4!)^2} \int \frac{d^4 k_2}{(2\pi)^4} \frac{1}{2!_2} \frac{1}{2!_3} \\ &\quad \frac{w_2 (q_e; q_f^+; k_2^+; k_3^+)}{k_2^0 \epsilon_2 + i''} \frac{v(q_g; q_h^+; k_2^+; k_3^+)}{k_2^0 + \epsilon_e \epsilon_f \epsilon_3 + i''} \\ &+ \frac{w_2 (q_e; q_f^+; k_2^+; k_3)}{k_2^0 \epsilon_2 + i''} \frac{v(q_g; q_h^+; k_2^+; k_3)}{k_2^0 \epsilon_e + \epsilon_f \epsilon_3 + i''} \\ &+ \frac{w_2 (q_e; q_f^+; k_2; k_3^+)}{k_2^0 \epsilon_2 + i''} \frac{v(q_g; q_h^+; k_2; k_3^+)}{k_2^0 + \epsilon_e \epsilon_f \epsilon_3 + i''} \\ &+ \frac{w_2 (q_e; q_f^+; k_2; k_3)}{k_2^0 \epsilon_2 + i''} \frac{v(q_g; q_h^+; k_2; k_3)}{k_2^0 \epsilon_e + \epsilon_f \epsilon_3 + i''} : \quad (41) \end{aligned}$$

Inspecting the complex k_2^0 -plane of the four terms we see that the poles of the second and the third term lie on the same half-plane and hence yield vanishing integrals. Thus we find (for shortness we retain $k_3; \epsilon_3$ but of course understand eq. (40) to be applied)

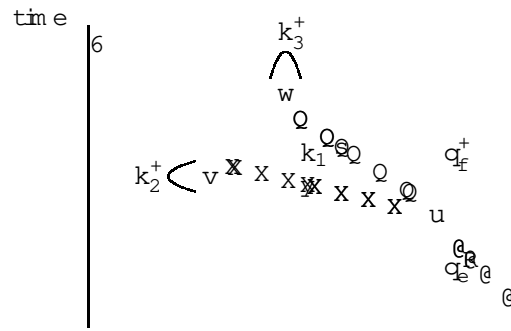
$$\begin{aligned} (4;1) &= \frac{ig^2}{(4!)^2} \int \frac{d^3 k_2}{(2\pi)^3} \frac{1}{2!_2} \frac{1}{2!_3} \\ &\quad \frac{w_2 (q_e; q_f^+; k_2^+; k_3^+)}{\epsilon_2 + \epsilon_3 + \epsilon_e \epsilon_f + i''} \frac{v(q_g; q_h^+; k_2^+; k_3^+)}{1} \end{aligned} \quad (42)$$

$$+ \frac{w(q_e; q_f^+; k_2; k_3) v(q_g; q_h^+; k_2; k_3)}{(2+3)!(e)!(f)!i''};$$

which is identical to eq. (16).

4.4 The Diagrammatic Mouse – where the UV/IR-Mixing should occur

Content in our new tools we embark on calculating the two-point three-loop amplitude of "mouse-like morphology":



The macro-contribution uvw (43)

This amplitude is of great interest since in usual noncommutative QFT it is the simplest graph which becomes unde ned due to the notorious UV/IR-mixing-problem: the two tadpoles inserted into the third each bring a $1=k_1^2$, introducing a non-integrable IR-singularity into the remaining, otherwise UV-finite, loop-integral { usually:::

Commencing as in the previous sections (and skipping the steps now familiar), the amplitude of interest is written as

$$\begin{aligned} & \frac{(2;3)}{(4!)^3} \frac{ig^3}{(2)^4 (2)^4 (2)^4} \frac{d^4 k_1}{(2)^4} \frac{d^4 k_2}{(2)^4} \frac{d^4 k_3}{(2)^4} \frac{1}{(2!)^3} \frac{1}{2!} \frac{1}{2!} \frac{1}{2!} \\ & \frac{1}{2k_2^0} \frac{1}{(2+1)''} \frac{1}{3k_3^0} \frac{1}{(3+1)''} \\ & v(k_2^+; k_1^u; k_1^v) w(k_3^+; k_1^v; k_1^w) u(q_f^+; q_f^+; k_1^w; k_1^u) \\ & \frac{1}{u k_1^0} \frac{1}{(1+1)''} \frac{1}{v k_1^0} \frac{1}{(1+1)''} \frac{1}{w k_1^0} \frac{1}{(1+1)''} \end{aligned} \quad (44)$$

Two of the eight possible combinations of $u = \pm$; $v = \pm$; $w = \pm$ result in all three poles coinciding on the same half of the complex plane and thus vanish under k_1^0 -integration. The remaining six summands yield

$$\begin{aligned}
\frac{(2i)^3}{(4!)^3} = & \int \frac{d^3 k_1}{(2^-)^3} \frac{1}{(2!_1)^5} - \int \frac{d^3 k_2}{(2^-)^3} \frac{1}{2!_2} - \int \frac{d^3 k_3}{(2^-)^3} \frac{1}{2!_3} \\
& v(k_2^+; k_1^+; -k_1^+) w(k_3^+; k_1^+; -k_1^+) u(q_f^+; q_f^+; k_1; -k_1^+) \\
& + v(k_2^+; k_1^+; -k_1^+) w(k_3^+; k_1^+; -k_1^+) u(q_f^+; q_f^+; k_1^+; -k_1^+) \\
& + v(k_2^+; k_1^+; -k_1^+) w(k_3^+; k_1^+; -k_1^+) u(q_f^+; q_f^+; k_1^+; k_1^+) \\
& + v(k_2^+; k_1^+; -k_1^+) w(k_3^+; k_1^+; -k_1^+) u(q_f^+; q_f^+; k_1; k_1^+) \\
& + v(k_2^+; k_1^+; -k_1^+) w(k_3^+; k_1^+; -k_1^+) u(q_f^+; q_f^+; k_1; -k_1^+) \\
& + v(k_2^+; k_1^+; -k_1^+) w(k_3^+; k_1^+; -k_1^+) u(q_f^+; q_f^+; k_1^+; k_1^+) : \quad (45)
\end{aligned}$$

Here the six terms correspond to the six possible macro-time orderings of the vertices: uvw , wuv , vwu , uwv , vuw , wvu , respectively.

5 NO UV/IR-MIXING IN IPTOPT

The most interesting feature of IPTOPT is the seeming absence of the UV/IR-mixing problem. This can be seen in the amplitudes calculated so far by explicitly performing the loop-integrations in the result of the previous section 4.4. No divergence will be fed down via the phases to the next loop.

5.1 Explicit Result for the UV/IR-divergence-free Mouse

To evaluate eq. (45) explicitly we start by integrating over k_2 and k_3 . These integrals yield apart from a possible overall cosine in k_1 exactly the I 's from section 3.1 and [9]:

$$\begin{aligned}
& \int \frac{d^3 k}{(2^-)^3} \frac{1}{2!} (k^+; k_1; -k_1^0) \\
= & \int \frac{d^3 k}{(2^-)^3} \frac{2}{2!} \cos\left(\frac{1}{2} k_1 \tilde{k}_1^0\right) 3 + e^{ik^+ \tilde{k}_1} + e^{ik^+ \tilde{k}_1^0} + e^{ik^+ (\tilde{k}_1 - \tilde{k}_1^0)} \\
= & 2 \cos\left(\frac{1}{2} k_1 \tilde{k}_1^0\right) I(k_1; -k_1^0) : \quad (46)
\end{aligned}$$

Since these were already evaluated in eq. (23)–(29), determining the result for all but the last loop-integration is a mere task of compilation. Using the

same abbreviations as above ($k_1 \rightarrow k$) we find

$$\begin{aligned}
(2;3) = & \frac{g^3}{4(3!)^3} \frac{1}{(2^-)^4} \int \frac{d^3k}{(2^-)^3} \frac{1}{(2!)^5} \frac{h}{1 + \cos(k^+ K^-)} \frac{i}{\dots} \\
& \frac{h_3}{2} Q \frac{2m}{K^+ j} K_1(m K^+ j) \frac{2m}{K^- j} K_1(m K^- j) + \frac{m}{K^+ j} K_1(2m K^+ j) \frac{i}{\dots} \\
& 4 + \cos(k^+ q_f^+) + \cos(k^- q_f^+) \\
& \frac{3}{2} Q \frac{2m}{K^+ j} K_1(m K^+ j) \frac{2m}{K^- j} K_1(m K^- j) + \frac{m}{K^+ j} K_1(2m K^+ j) \\
& + \frac{3}{2} + \cos(k^+ q_f^+) + \cos(k^- q_f^+) + \cos((k^+ - k^-) q_f^+) \\
& 2Q \frac{m}{K^+ j} K_1(m K^+ j) \frac{m}{K^- j} K_1(m K^- j) \frac{i}{\dots}
\end{aligned} \tag{47}$$

where $K_1(x)$ is the modified Bessel function. So far in noncommutative QFT this expression contained an IR-divergence: poles in k^2 of 2^{nd} order. This is not the case here as

$$\lim_{K \rightarrow 0} (K^-)^2 = -m^2 \frac{2}{0i} < 0; \tag{48}$$

This limit will be discussed in more detail in the next section.

Where does this first instance of the absence of the notorious UV/IR-mixing-problem stem from? It is due to the appearance of on-shell four-momenta in the noncommutative phases: since due to the mass the 0-component remains non-vanishing for all values of the three-momentum, no pole can appear.

5.2 Argument for the General Absence of UV/IR-Mixing

Encouraged by the above explicit result we give an argument for the absence of this problem to all orders – for all (n,l) – in (IP TO) perturbation theory in a more general way (though we refrain from writing “proof”).

To arrive at this conclusion we remember the n -th order k -point Green’s functions given by the Gell-Mann-Low formula

$$\begin{aligned}
G_n(x_1, \dots, x_k) & \tag{49} \\
= \frac{i^n}{n!} \int d^4z_1 \dots d^4z_n \text{h0T} & (x_1) \dots (x_k) L_I(z_1) \dots L_I(z_n) \text{Ji}^{\text{con}};
\end{aligned}$$

where T denotes the time ordering and $L_I(z)$ is the interaction part of the Lagrangian, $\frac{g}{4!}(\dots)$ for noncommutative ϕ^4 -theory.

Note that all fields occurring in eq. (49) are free fields, their Fourier transforms are on-shell quantities with the 0-component of the four-vector

being $\delta(k)$:

$$\phi(x) = \int \frac{d^3k}{(2\pi)^3} \tilde{\phi}(k) e^{ik^+ x} + \tilde{\phi}^\dagger(k) e^{+ik^+ x} : \quad (50)$$

Evaluating the ϕ -product between these FT free fields hence produces phase factors containing on-shell momenta k^- only (see also the discussion in chapter 3 of [9]). This remains true after integrating out some (or all) of the loop-momenta occurring later in the evaluation. At no point of the further calculations (evaluating TO, FT, amputation,...) this property will be changed.

Why does this novel feature of IPTOPT prohibit the occurrence of the usual UV/IR-problem? First note that for timelike (on-shell) four vectors k we need k^2 to be spacelike

$$k^2 = 0 = (k^+)^2 - k_\perp^2 = -k_\perp^2 \quad (51)$$

and hence

$$k_\perp^2 < 0 \quad k_\perp^2 \neq 0 \quad ; \quad k^2 = 0 \Rightarrow k^+ = 0 : \quad (52)$$

The case $k^+ = 0$ is for massive theories only possible if k_\perp^2 is of less than full rank, which is excluded in IPTOPT since we demand $k_\perp^2 \neq 0$: if k_\perp^2 were of less than full rank, one could always transform it into $k_\perp^2 = 0$ with $k_\perp^2 = 0$, which we excluded by definition.

Hence we need

$$k^2 = k_\perp^2 < 0 \quad k^2 : \quad (53)$$

As the usual (i.e. the one found in the literature) UV/IR-problem always occurs in the form of a $1/k^2$ -pole which, for on-shell k and k^2 introduces a possible new singularity at 0, we see that IPTOPT is free from (this type of) this problem: zero is never reached by k^2 .

It is at this point that our argument degrades from being a proof, since it excludes the appearance of this particular form of mixing only. But in what other guises it still has to be excluded we are not able to discuss yet.

5.3 A short Note on PT

As a short side-remark we would like to draw to your attention the behaviour of the amplitudes calculated above under P and/or T acting on the external momenta:

$$P : q \rightarrow -q \quad T : q \rightarrow q \quad (54)$$

Hence we find that

$$P(q) = q \quad T(q) = q \quad (55)$$

which do not leave the amplitudes calculated above invariant when only one of $P;T$ acts on them. However, under the combined action of $P T$

$$P T (q) = P (q) = q \quad (56)$$

the amplitudes remain unchanged, since the external momenta occur in cosine only.

Invariance under $P T$, however, is a direct consequence of the Unitarity of the S -matrix and the existence of free states, see [14] and references therein.

6 Outlook

In this article one further step was taken in the program of $IP TO PT$: Feynman rules were stated and demonstrated to yield the same results as the TO amplitude. In a sense $IP TO PT$ developed into interaction point diagrammatics. Although one must note that these FR are rather conjectured then truly derived, since (Minkowskian) canonical instead of (Euclidean) PI quantization was employed. A more rigorous method for obtaining them certainly would be of great appeal.

Also a strong motivation for further work utilizing this approach was discovered: the possibility of the general absence of the UV/IR -problem. Though a strong argument in favour of this feature was given, a true proof is still missing and certainly highly desirable. In principle two routes to this end are imaginable: either continuing in $IP TO PT$, investigating eq. (2) for the possibility of an inductive proof. Or by making use of the diagrammatics proposed in this work. The second approach could also yield important insights into how to pursue the great question of renormalizability and renormalization of noncommutative QFT .

Further work may deepen our understanding of the intricate connections between nano-causality, unitarity, UV/IR -mixing (i.e. its absence), CPT -invariance and renormalization. Moreover, possible phenomenological implications of $IP TO PT$ will be of great interest, [15]. Anyway, with noncommutative QFT a tool to a better understanding of commutative QFT is available, illustrating both by similarities and differences the fundamental features of both sets of theories.

Acknowledgement

VP would like to thank Prof. M. Schweda and R. Wulkenhaar for helpful discussion and support. PF would like to thank C. Jarlskog, T. Hurth, L. Alvarez-Gaume and A. Bichl for lectorship and discussions.

References

- [1] S. Minwalla, M. Van Raamsdonk and N. Seiberg, "Noncommutative perturbative dynamics," JHEP 0002 (2000) 020 [[arXiv:hep-th/9912072](#)].
- [2] A. Matusis, L. Susskind and N. Toumbas, "The IR/UV connection in the noncommutative gauge theories," JHEP 0012 (2000) 002 [[arXiv:hep-th/0002075](#)].
- [3] D. Bahns, S. Doplicher, K. Fredenhagen and G. Piacitelli, "On the unitarity problem in space-time noncommutative theories," Phys. Lett. B 533 (2002) 178 [[arXiv:hep-th/0201222](#)].
- [4] J. Gomis and T. Mehen, "Space-time noncommutative field theories and unitarity," Nucl. Phys. B 591 (2000) 265 [[arXiv:hep-th/0005129](#)].
- [5] S. Doplicher, K. Fredenhagen and J. E. Roberts, "The Quantum structure of space-time at the Planck scale and quantum fields," Commun. Math. Phys. 172 (1995) 187 [[arXiv:hep-th/0303037](#)].
- [6] C. H. Rin and J. H. Yee, "Unitarity in space-time noncommutative field theories," [[arXiv:hep-th/0205193](#)].
- [7] Y. Liao and K. Sibold, "Time-ordered perturbation theory on noncommutative spacetime: Basic rules," Eur. Phys. J. C 25 (2002) 469 [[arXiv:hep-th/0205269](#)].
- [8] Y. Liao and K. Sibold, "Time-ordered perturbation theory on noncommutative spacetime. II. Unitarity," Eur. Phys. J. C 25 (2002) 479 [[arXiv:hep-th/0206011](#)].
- [9] H. Bozkaya, P. Fischer, H. Grosse, M. Pitschmann, V. Putz, M. Schweda, R. Wulkenhaar, "Space-time noncommutative field theories and causality," EPJC [[arXiv:hep-th/0209253](#)].
- [10] D. Bahns, S. Doplicher, K. Fredenhagen and G. Piacitelli, "Ultraviolet finite quantum field theory on quantum spacetime," Commun. Math. Phys. 237 (2003) 221 [[arXiv:hep-th/0301100](#)].
- [11] S. Denk, M. Schweda, "Time ordered perturbation theory for non-local interactions; applications to NCQFT," to be published.
- [12] See e.g. eq. (9.72) of G. Sterman, "An Introduction to Quantum Field Theory," Cambridge Univ Press 1993.
- [13] A. Miki, M. M. Sheikh-Jabbari, "Noncommutative ϕ^4 theory at two loops," JHEP 0101 (2001) 025, [[arXiv:hep-th/0008057](#)].

- [14] L. Alvarez-Gaume, M. A. Vazquez-Mozo, "General properties of noncommutative field theories," CERN-TH/2003-100, HU-EP-03/19, [[arXiv:hep-th/0305093](#)] (2003).
- [15] Y. Liao and C. D'ehne, "Some phenomenological consequences of the time-ordered perturbation theory of QED on noncommutative space-time," [arXiv:hep-ph/0211425](#).