

# Domain wall solutions with Abelian gauge fields

---

J.S. Rozowsky

Physics Department, Syracuse University, Syracuse, NY 13244-1130, U.S.A.  
rozowsky@phy.syr.edu

R.R. Volkas

School of Physics, Research Centre for High Energy Physics, The University of Melbourne,  
Victoria 3010, Australia.  
r.volkas@physics.unimelb.edu.au

K.C. Wali

Physics Department, Syracuse University, Syracuse, NY 13244-1130, U.S.A.  
wali@phy.syr.edu

**Abstract:** We study kink (domain wall) solutions in a model consisting of two complex scalar fields coupled to two independent Abelian gauge fields in a Lagrangian that has  $U(1) \times U(1)$  gauge plus  $Z_2$  discrete symmetry. We find consistent solutions such that while the  $U(1)$  symmetries of the fields are preserved while in their respective vacua, they are broken on the domain wall. The gauge field solutions show that the domain wall is sandwiched between domains with constant magnetic fields.

---

## Contents

1. Introduction	1
2. The Model	2
3. Numerical Solutions	5
4. Conclusions	10

---

## 1. Introduction

Over the last thirty years or so, the study of solitonic solutions to classical field theories has yielded many interesting results of wide relevance to particle physics, cosmology and condensed matter physics. The more recent fascination with brane-world models of particle physics and cosmology has added new motivation for these kinds of investigations. In this paper we will study a simple model of two complex scalar or Higgs fields  $\phi_1$  and  $\phi_2$  coupling to two different  $U(1)$  gauge fields  $A_1$  and  $A_2$ , with the added feature of an exact discrete  $Z_2$  symmetry under the interchange  $1 \leftrightarrow 2$ . We will derive solutions to the coupled classical field equations that exhibit a kink or domain wall form for the scalar fields. The nature of the gauge field configurations self-consistently coupled to the Higgs kinks will be our primary object of study. A similar model, without the discrete exchange symmetry was studied some time ago by Witten [1] in the context of a superconducting string solution. The model was investigated in more detail by MacKenzie [2] to show that while a symmetry is preserved in the vacuum, unexpected topological structures can arise in the interior of a domain wall. More recently, Lempierre and Shellard [3] have reported on the behavior and stability of the superconducting currents in Witten's model.

Our own motivation for this rather abstract investigation lies with the symmetry breaking mechanism proposed in Ref. [4] in the context of brane world models and dubbed as the "clash of symmetries". Briefly, Ref. [4] examines a toy model with Higgs fields in three triplet representations of a global  $SU(3)$  symmetry, where a discrete permutation symmetry between the triplets is enforced. Omitting inessential complications, the vacuum states of the theory spontaneously break  $SU(3)$  down to  $SU(2)$ , as well as spontaneously breaking the discrete symmetry. Kink solutions are derived that interpolate between vacua invariant under different embedded  $SU(2)$  subgroups.<sup>1</sup> For instance, one can have  $I$ -spin asymptotically preserved

---

<sup>1</sup>Qualitatively similar solutions, but to a different theory with a different motivation were discovered by Pogosian and Vachaspati in Ref. [5].

on one side of a domain wall, with  $V$ -spin on the other. Although the unbroken subgroups on both sides are isomorphic, the different embeddings within the parent group cause additional symmetry breakdown at all non-asymptotic points. This additional symmetry breaking is the "clash". The idea is that some of the symmetry breaking we see in our universe might be due to such a clash, if our world is indeed a brane in a higher dimensional space.

This idea is still at the developmental stage; no realistic brane-world model building using the clash mechanism has yet been attempted, to our knowledge. In the course of thinking about the clash of symmetries idea, however, an even simpler model field theory with  $U(1)$  factors and interchange symmetries between the different sectors naturally presented itself as a useful theoretical laboratory. The model studied in this paper arose in exactly this way, though, of course, it is also entitled to an independent existence as a simple-but-not-too-simple vehicle for the study of gauge fields coupled to domain wall Higgs configurations. From this perspective, our work is relevant to general studies of superconducting topological solitons, as in Refs. [3, 6, 7] for example. From the clash of symmetries perspective, the present exercise begins the study of the breakdown of local continuous symmetries.

The rest of this paper is structured as follows: In Sec. 2, the model and the field equations are presented. The numerical study of kink solutions to these equations is then presented in Sec. 3, while Sec. 4 contains some concluding remarks.

## 2. The Model

Using the notation of [4] we start with the action for two complex scalar fields  $\phi_{1,2}$  coupled to different  $U(1)$  gauge fields  $A_{1,2}$ . To the overall  $U(1) \times U(1)$  gauge symmetry we add a  $Z_2$  discrete symmetry which interchanges the scalars,  $\phi_1 \leftrightarrow \phi_2$  and the gauge fields,  $A_1 \leftrightarrow A_2$ . The discrete symmetry makes the two gauge coupling constants equal in magnitude. The Lagrangian is

$$\mathcal{L} = -\frac{1}{4}F_1^2 - \frac{1}{4}F_2^2 + (D_1\phi_1)^\dagger(D_1\phi_1) + (D_2\phi_2)^\dagger(D_2\phi_2) - V(\phi_1, \phi_2); \quad (2.1)$$

where

$$V(\phi_1, \phi_2) = \frac{1}{2}(\phi_1^\dagger\phi_1 - \phi_2^\dagger\phi_2)^2 + \frac{1}{2}(\phi_1^\dagger\phi_2 + \phi_2^\dagger\phi_1)^2; \quad (2.2)$$

The covariant derivatives in the Lagrangian are given by

$$D_1 = \partial - ieA_1; \quad D_2 = \partial - ieA_2; \quad (2.3)$$

The Higgs potential admits two vacuum solutions:

$$\text{Vacuum 1: } \phi_1 = v, \phi_2 = 0; \quad (2.4)$$

$$\text{Vacuum 2: } \phi_1 = 0, \phi_2 = v; \quad (2.5)$$

These two vacua are degenerate and are the global minima of the potential for the parameter regime

$$\mu_1 = 0 \quad \text{and} \quad \mu_2 = 0: \quad (2.6)$$

We would like to construct domain wall solutions by requiring the scalar Higgs fields to asymptote to different respective vacua on either side of the wall. We will be interested in the behavior of the corresponding gauge fields for this kind of Higgs configuration. The boundary conditions for the scalars are

$$\lim_{z \rightarrow -\infty} \phi_1(z) = 0 \quad \text{and} \quad \lim_{z \rightarrow +\infty} \phi_1(z) = 1; \quad \text{and} \quad \lim_{z \rightarrow -\infty} \phi_2(z) = 0 \quad \text{and} \quad \lim_{z \rightarrow +\infty} \phi_2(z) = 1; \quad (2.7)$$

where  $z$  is the direction perpendicular to the domain wall.

It is straightforward to compute the equations of motion for the Higgs fields

$$D_a D_a \phi_a = -\frac{\partial V}{\partial \phi_a} = -2\lambda_1 \phi_a (1 - \phi_a^2) + \lambda_2 \phi_a (1 - \phi_a^2); \quad (2.8)$$

where  $a, b$  are either 1, 2 or 2, 1 respectively. The equations of motion for the gauge fields are similarly given by

$$\partial_\mu F_{\mu\nu} = 2e \operatorname{Im} [\phi_a (\partial_\nu - ieA_\nu) \phi_a]: \quad (2.9)$$

Since we are going to be looking for static domain wall solutions (i.e. static 1 + 1 solitons), we search for solutions that depend on  $z$  but are independent of all the other spatial coordinates and time  $t$ . In order to simplify our equations we make use of the temporal gauge,  $A_0 = 0$ . With these choices the equations of motion reduce to

$$A_{1z} = \frac{1}{e}; \quad (2.10)$$

$$A_{1x,y}'' = 2e^2 A_{1x,y} R_1^2; \quad (2.11)$$

$$R_1'' = e^2 (A_{1x}^2 + A_{1y}^2) R_1 + 2\lambda_1 R_1 (R_1^2 + R_2^2 - 1) + \lambda_2 R_1 R_2^2; \quad (2.12)$$

where prime denotes a derivative with respect to  $z$  and  $\phi_a = R_a(z) e^{i\alpha_a(z)}$ . The corresponding equations for the fields with subscript 2 can be obtained simply by exchanging subscripts 1 and 2. We see in eqn. 2.10 that the  $z$  components of both gauge fields are pure gauge and because neither  $A_z(z)$  nor  $\alpha(z)$  couple to the physical degrees of the system, they can be neglected.

The coupled differential equations for this system nominally involves six degrees of freedom (one scalar and two gauge degrees of freedom for each field). However, since the  $x$  and  $y$  components of each gauge field enter quadratically into their respective Higgs field equations of motion, it is possible to rotate to a new basis  $x$  and  $y$  where one only needs keep track of one component of each gauge field. Note that the directions perpendicular to  $z$  in which each

of the gauge fields  $A_1$  and  $A_2$  point are independent. We therefore have only four degrees of freedom to non-trivially solve for.

The equations we would like to solve are then

$$A_1'' = 2e^2 R_1^2 A_1; \quad (2.13)$$

$$R_1'' = e^2 A_1^2 R_1 + 2 R_1 (R_1^2 + R_2^2) + 2 R_1 R_2^2; \quad (2.14)$$

and 1 ≤ 2. We have suppressed the spatial subscripts on the gauge fields,  $A$ .

For a domain wall solution the scalar fields must obey the boundary conditions in eqn. 2.7. Thus, by analyzing eqn. 2.13 we see that the gauge fields are required to have the following asymptotic behavior:

$$A_1(z \rightarrow \pm \infty) = e^{\pm \frac{p}{2} z} \rightarrow 0 \quad \text{and} \quad A_2(z \rightarrow \pm \infty) = e^{\pm \frac{p}{2} z} \rightarrow 0; \quad (2.15)$$

We observe that this asymptotic behavior is also consistent with eqn. 2.14. The values of  $A_1(\pm \infty)$  and  $A_2(\pm \infty)$  are seemingly unconstrained by any of our differential equations.<sup>2</sup> These coupled differential equations with boundaries at  $z = \pm \infty$ , can be classified as a boundary value problem (BVP). Since we shall resort to numerics to find solutions it is convenient to transform from coordinate  $z$  to  $u$  which is defined on a compact interval,  $u \in [-1, 1]$ , via

$$u = \tanh\left(\frac{p}{2} z\right); \quad (2.16)$$

With this change of coordinates and the field rescalings

$$R_a \rightarrow R_a; \quad A_a \rightarrow A_a; \quad (2.17)$$

the equations become

$$(1 - u^2)^2 \frac{d^2 A_1}{du^2} - 2u(1 - u^2) \frac{dA_1}{du} = 2 R_1^2 A_1; \quad (2.18)$$

$$(1 - u^2)^2 \frac{d^2 R_1}{du^2} - 2u(1 - u^2) \frac{dR_1}{du} = A_1^2 R_1 + 2 R_1 (R_1^2 + R_2^2 - 1) + R_1 R_2^2; \quad (2.19)$$

and 1 ≤ 2. We have defined  $\epsilon = 1$  and  $\epsilon = -1$ . We see that solutions only depend on two independent coupling constants and not three. In the case of the pure Higgs model with  $\epsilon = 0$  (see Ref. [4]), if one takes symmetric  $(R_1 + R_2)$  and anti-symmetric  $(R_1 - R_2)$  linear combinations of the fields, then the differential equations decouple for the special case of  $\epsilon = 4$  with analytic solutions,

$$R_1 = \frac{1}{2}(1 + u); \quad R_2 = \frac{1}{2}(1 - u); \quad (2.20)$$

---

<sup>2</sup>Actually as we will discover shortly, the only possible values for these gauge fields  $A_1(\pm \infty)$  and  $A_2(\pm \infty)$  are zero or infinity. This is because when  $z \rightarrow \pm \infty$  for  $A_1(z)$  or when  $z \rightarrow \pm \infty$  for  $A_2(z)$  the solutions become linear functions of  $z$ , the asymptotic solutions to eqn. 2.13.

However, this is not the case in our model for  $\epsilon \neq 0$ .

We shall also be interested in the energy of the solutions we find, thus we need the stress-energy for this system

$$T_{\mu\nu} = 2 \frac{L}{g} \partial_\mu \partial_\nu L; \quad (2.21)$$

which for our action yields

$$\begin{aligned} T_{\mu\nu} = & -F_{1\mu} F_{1\nu} - F_{2\mu} F_{2\nu} + 2(\partial_{1\mu} \partial_{1\nu}) + 2(\partial_{2\mu} \partial_{2\nu}) \\ & + g \left( \frac{1}{4} F_{1\mu} F_{1\nu} + \frac{1}{4} F_{2\mu} F_{2\nu} - (\partial_{1\mu} \partial_{1\nu}) - (\partial_{2\mu} \partial_{2\nu}) \right) \\ & + V(\phi_1; \phi_2); \end{aligned} \quad (2.22)$$

The energy density is then given by the  $T_{00}$  component of the stress-energy tensor. This simplifies to

$$\begin{aligned} T_{00} = & \frac{1}{4} \left( A_1^0(z)^2 + A_2^0(z)^2 + R_1^0(z)^2 + R_2^0(z)^2 \right) \\ & + e^2 A_1(z)^2 R_1(z)^2 + e^2 A_2(z)^2 R_2(z)^2 + V(R_1; R_2); \end{aligned} \quad (2.23)$$

for our static solutions and because of our gauge choice,  $A_0 = 0$ . Thus, in terms of the coordinate  $u$  and the rescaled fields the energy density is given by

$$\begin{aligned} \frac{T_{00}}{l_1^4} = & \frac{1}{4} \left( (\partial_u A_1(u))^2 + (\partial_u A_2(u))^2 + (\partial_u R_1(u))^2 + (\partial_u R_2(u))^2 \right) \\ & + A_1(u)^2 R_1(u)^2 + A_2(u)^2 R_2(u)^2 + R_1(u)^2 + R_2(u)^2 \\ & + V(R_1; R_2); \end{aligned} \quad (2.24)$$

where  $l_1^4$  sets the scale.

### 3. Numerical Solutions

The numerical method we employ to solve these coupled differential equations is the 'Shooting method' using the routines from Numerical Recipes in C++ [8]. One can readily convert our system of four coupled second order differential equations to a system of eight coupled first order differential equations where the functions are:  $R_1, R_2, A_1, A_2, R_1^0, R_2^0, A_1^0$  and  $A_2^0$ . This is a boundary value problem with the functions  $R_1, R_2, A_1, A_2$  are specified on two boundaries but with the functions  $R_1^0, R_2^0, A_1^0, A_2^0$  not specified on either boundary. The way the 'Shooting method' works is that one guesses values for the derivative functions at the left boundary ( $u = -1$ ), then with all the functions specified on the left boundary one can numerically integrate to the right boundary. One then defines a function which measures how well the boundary conditions on the right are matched. Using this goodness of fit function one can then use a Newton-Raphson procedure to improve the guess on the left boundary for

the derivatives. One can then iterate this procedure until the boundary conditions on both sides are satisfied to the desired accuracy. One potential difficulty is that if the differential equations are reasonably complicated (e.g. non-linear) then the initial guess might need to be reasonably good in order for the procedure to converge.

The differential equations, 2.18 and 2.19, have poles at  $u = \pm 1$  when one expresses the equations as  $dX/du = (1 - u^2)^{-2}$ . Since we cannot evaluate these equations at  $u = \pm 1$ , we set the boundaries at  $u_1 = -1 + \epsilon$  and  $u_2 = 1 - \epsilon$ . However, because now our boundaries are not at  $u = \pm 1$  ( $z = \pm 1$ ) we need to know the asymptotic behavior of our functions in order to set up the boundary conditions correctly<sup>3</sup>. For the special case of  $\beta = 0$  and  $\gamma = 4$  the analytic solution, eqn. 2.20, is known from Ref. [4]. While these are not the correct solutions for general  $\beta$  and  $\gamma$ , they do exhibit the correct asymptotic behavior as  $u \rightarrow \pm 1$ . But as long as  $\epsilon$  is sufficiently small the correct asymptotic behavior is obtained numerically. When we solve our boundary value problem numerically we shall use eqn. 2.20 to set the boundary conditions for  $R_1$  and  $R_2$ . We also need to know the asymptotic behavior of the gauge fields near the boundaries. Substituting  $A = (1 - u^2)$  into the differential equation for  $A$  (eqn. 2.18), we can solve for  $A$ , the scaling behavior in the vicinity of the boundary. Thus

$$A_1 \sim (1 - u)^{\frac{p-2}{2}} \sim (1 - u)^{\frac{p-2}{2}} \quad \text{as } u \rightarrow u_2 = 1 \quad (3.1)$$

$$A_2 \sim (1 + u)^{\frac{p-2}{2}} \sim (1 + u)^{\frac{p-2}{2}} \quad \text{as } u \rightarrow u_1 = -1 + \epsilon \quad (3.2)$$

The values of  $A_1(u_1)$  and  $A_2(u_2)$  are not constrained by any of the differential equations and are therefore left as free parameters.

As mentioned before when solving a boundary value problem using the 'shooting method', convergence may depend on a reasonably accurate guess of the initial conditions on the left boundary. This is the case for our set of differential equations since they have an explicit pole at  $u = \pm 1$ . This sensitivity gets worse as  $\epsilon$  approaches zero. The method we employed to address this issue involved starting with a relatively large value of  $\epsilon$  ( $\epsilon = 0.5$ ) and incrementally reducing it to its desired value using as the initial guess for the values of the derivatives ( $R_1^0$ ,  $R_2^0$ ,  $A_1^0$  and  $A_2^0$ ) on the left boundary for each step the solution of the previous step.

In figs. 1, 2 and 3 we see numerical solutions to these differential equations for a variety of couplings,  $\beta$ ,  $\gamma$  and boundary conditions  $A_1(u_1)$  and  $A_2(u_2)$ . We observe that the gauge fields  $A_1$  and  $A_2$  become linear functions of  $\tanh^{-1}(u)$  as  $u \rightarrow u_1$  and  $u \rightarrow u_2$  respectively. This implies that asymptotically these gauge fields become linear functions of  $z$ , which corresponds to a constant magnetic field in the direction perpendicular to both  $z$  and  $\times$  (the direction in which the gauge field points),

$$B_y \propto A_{\times}(z) = \text{constant} \quad (3.3)$$

Thus the asymptotic solution (actually  $\tanh^{-1}(u)$ ) need only be of the order of  $\epsilon^2$  to be in the asymptotic regime for a typical configuration on either side of the domain wall is a constant

---

<sup>3</sup>For numerical reasons we can not just set  $R_1(u_1) = 0$ ,  $R_1(u_2) = 1 \dots$

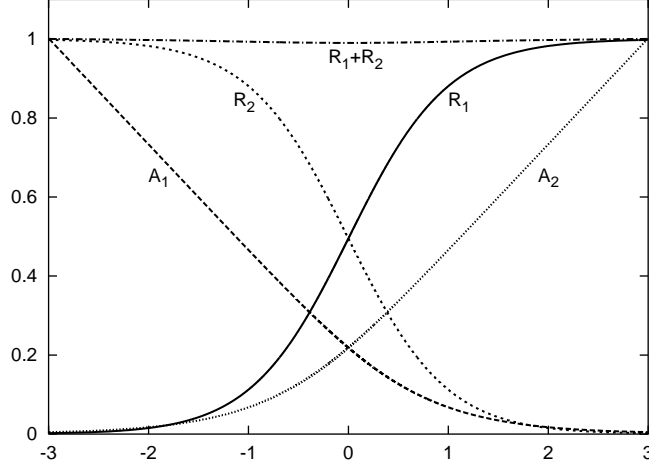


Figure 1: Plot of  $R_1, A_1, R_2, A_2$  and  $R_1 + R_2$  against  $\tanh^{-1}(u)$  for  $\alpha = 1, \beta = 4$ . The free boundary conditions are  $A_1(1+\epsilon) = A_2(1-\epsilon) = 1$  for  $\epsilon = 0.005$  which corresponds to left and right boundaries at  $\tanh^{-1}(u) = \pm 3$ .  $R_1 + R_2$  is nearly constant for this pair of parameters.

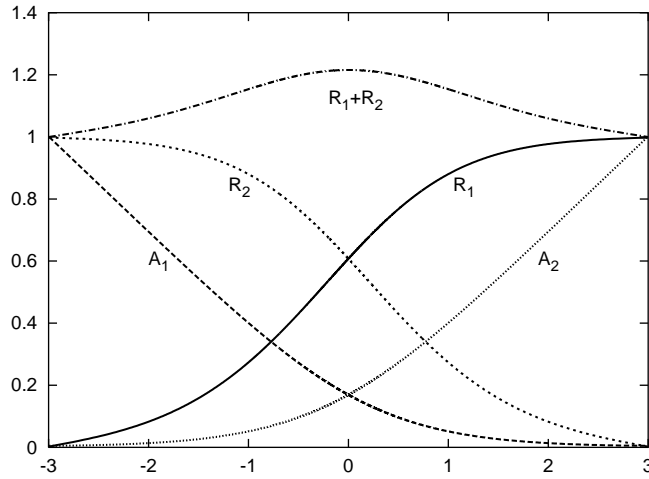


Figure 2: Plot of  $R_1, A_1, R_2, A_2$  and  $R_1 + R_2$  against  $\tanh^{-1}(u)$  for  $\alpha = 1, \beta = 1$ . Here  $A_1(1+\epsilon) = A_2(1-\epsilon) = 1$  for  $\epsilon = 0.005$ .

magnetic field corresponding to the  $U(1)$  fields, which point in uncorrelated directions parallel to the domain wall. These solutions have non-zero energy density away from the domain wall and thus are in finite energy configurations. The solutions where the magnetic fields are both zero corresponds to the choice of  $\beta = 0$  (i.e. no  $U(1)$  gauge fields).

In figs. 1 and 2, we have set  $A_1(u_1 = 0.995) = A_2(u_2 = 0.995) = 1$ . With this set of symmetric boundary conditions the domain wall is centered at  $u = 0$ . In fig. 3 we see that the effect of asymmetric BC's is to shift the location of the domain wall. While not apparent in the figure the magnitudes of the uniform magnetic field far from either side of the domain wall do not exactly match. The choice of  $\epsilon = 0.005$  (and  $\epsilon = 0.001$  for figs. 5 and 6) corresponds



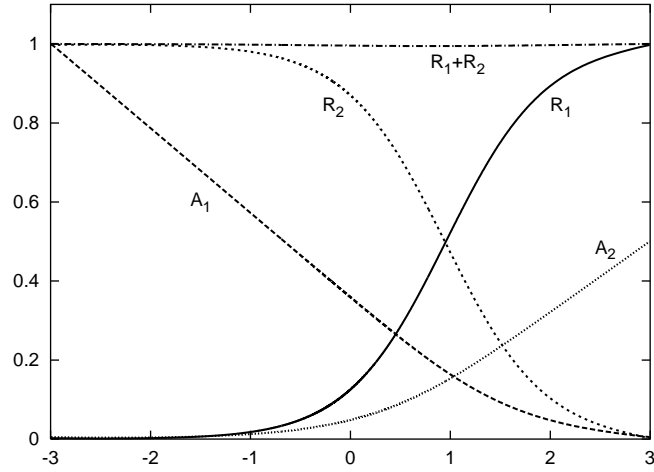


Figure 3: Plot of  $R_1, A_1, R_2, A_2$  and  $R_1 + R_2$  against  $\tanh^{-1}(u)$  for  $\epsilon = 1, \delta = 4$ . Here  $A_1(1 + \epsilon) = 1$  and  $A_2(1 - \epsilon) = 0.5$  for  $\delta = 0.005$ . The principal effect of the asymmetrical BC's is to shift the center of the brane to the right.

to boundaries at  $\tanh^{-1}(u) = -3$  (and  $3.8$ ). While  $\delta$  can be made smaller at the expense of longer computing time, these values are sufficiently small for our purposes.

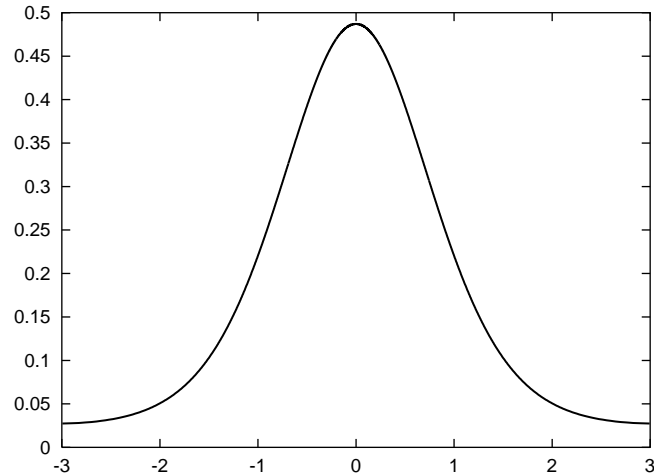


Figure 4: Plot of the energy density against  $\tanh^{-1}(u)$  for  $\epsilon = 1, \delta = 1$ . We have used the boundary conditions  $A_1(1 + \epsilon) = A_2(1 - \epsilon) = 1$  where  $\delta = 0.005$ .

In fig. 4 we see the energy density of a solution plotted as a function of the transverse direction. We see that the energy density is peaked at the center of the domain wall. If we treat the asymptotic constant magnetic field on either side of the domain wall as a background, then we can compute the energy per unit surface area of the domain wall by subtracting off the infinite energy associated with the magnetic field. In fig. 5 the surface energy density is plotted as a function of  $\delta$  for a variety of values of  $\epsilon$  (boundary conditions are  $A_1(1 + \epsilon) =$

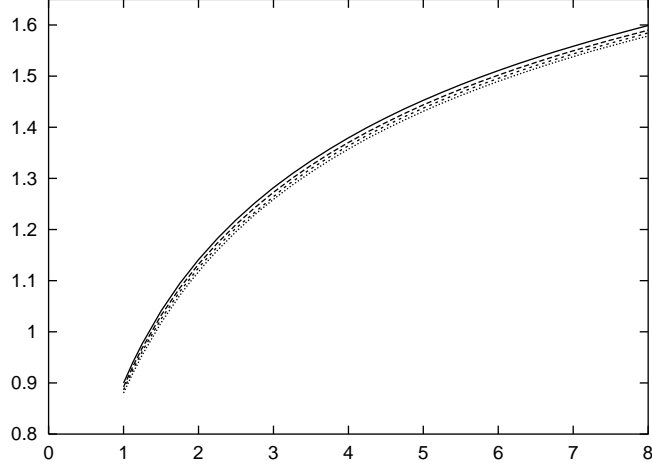


Figure 5: Plot of the 'renormalized' surface energy density against  $\epsilon$  for  $\epsilon = 0.25, 0.5, 1.0, 2.0$  (from top to bottom). We have used the boundary conditions  $A_1(1 + \epsilon) = A_2(1 - \epsilon) = 1$  where  $\epsilon = 0.001$ .

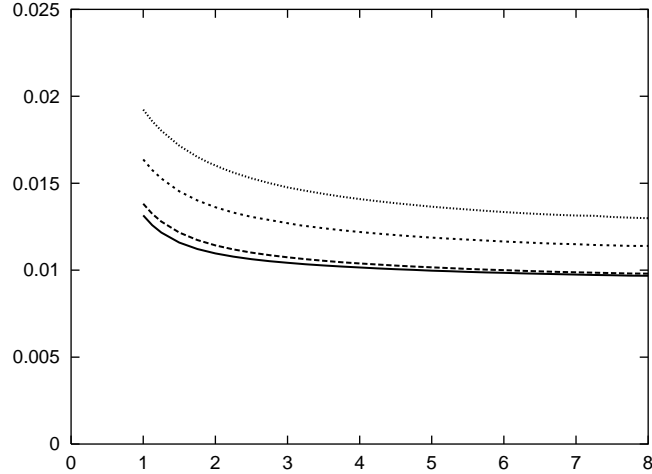


Figure 6: Plot of the energy density of the uniform magnetic field against  $\epsilon$  for  $\epsilon = 0.25, 0.5, 1.0, 2.0$  (from bottom to top). We have used the boundary conditions  $A_1(1 + \epsilon) = A_2(1 - \epsilon) = 1$  where  $\epsilon = 0.001$ .

$A_2(1 - \epsilon) = 1$  at  $\epsilon = 0.001$ ). Observe that this 'renormalized' surface energy density is only weakly dependent on the value of the gauge coupling constant  $\epsilon$ . In fig. 6 we show the subtracted energy density corresponding to the constant magnetic field as a function of  $\epsilon$  and  $\epsilon$ . In both figs. 5 and 6 we omit values of  $\epsilon < 1$  as they require a significantly smaller value for  $\epsilon$ .

Our solutions are all plotted in units of  $\tanh(u)^{-1}$  and not  $z$  since  $u$  is the natural variable in our system of equations, 2.18 and 2.19. The length scale  $\tanh(u)^{-1}$  is dimensionless and can be converted into a physical length by dividing by  $\sqrt{\mu_0 \epsilon_0}$ . The thickness of the domain wall is typically  $\delta = \sqrt{\mu_0 \epsilon_0}$  (see fig. 4) which can be made arbitrarily small by choosing  $\sqrt{\mu_0 \epsilon_0} \ll 1$ .

## 4. Conclusions

In order to further explore the idea of the "clash of symmetries" from [4], we have considered a model in which two scalar fields are coupled to their respective gauge fields in a Lagrangian which has  $U(1) \times U(1)$  symmetry. We find consistent static solutions for field configurations with the vacuum conditions for the scalar fields specified by eqn. 2.7 and the implied boundary conditions for the gauge fields, eqn. 2.15. We obtain the expected kink-like solutions for the scalar fields while the two gauge fields diverge linearly on either side of the domain wall.

When we consider the idealized configuration of an infinitely thin domain wall, we have solutions such that while the  $U(1)$  symmetries of the fields are preserved in their respective vacua, they are both broken on the domain wall. The gauge fields show that the domain wall is sandwiched between domains with constant magnetic fields parallel to the wall. In the case of a domain wall of finite thickness, there will be magnetic fields parallel to the wall on either side. These can give rise to superconducting currents as in the case of the superconducting string solution [1].

This model demonstrates that in addition to the breakdown of symmetries on the brane, the presence of gauge fields introduces new phenomena, such as the appearance of magnetic fields. Background magnetic fields of this kind are reminiscent of the configurations in string theory that give rise to non-commutativity of space-time coordinates. It would be very interesting to see the logical extension of this model to domain wall solutions with non-Abelian gauge fields and to study their dynamical effects in addition to symmetry breaking.

## Acknowledgments

This work was supported in part (JSR and KCW) by the U.S. Department of Energy (DOE) under contract no. DE-FG 02-85ER 40237. RRV was supported partially by the Australian Research Council and partially by the University of Melbourne. He thanks his coauthors for their excellent hospitality at Syracuse University where this work was begun.

## References

- [1] E. Witten, Nucl. Phys. B 249, 557 (1985).
- [2] R. Mackenzie, Nucl. Phys. B 303, 149 (1988).
- [3] Y. Lempriere and E. P. Shellard, Nucl. Phys. B 649, 511 (2003) [[arXiv:hep-ph/0207199](#)].
- [4] A. Davidson, B. F. Toner, R. R. Volkas and K. C. Wali, Phys. Rev. D 65, 125013 (2002) [[arXiv:hep-th/0202042](#)].
- [5] L. Pogosian and T. Vachaspati, Phys. Rev. D 62, 123506 (2000) [[arXiv:hep-ph/0007045](#)];  
see also T. Vachaspati, Phys. Rev. D 63, 105010 (2001) [[arXiv:hep-th/0102047](#)];  
L. Pogosian and T. Vachaspati, Phys. Rev. D 64, 105023 (2001) [[arXiv:hep-th/0105128](#)].
- [6] J. R. Morris, Phys. Rev. D 52, 1096 (1995).

- [7] G .Lazarides and Q .Sha , Phys.Lett.B 159, 261 (1985).
- [8] B .P .Flannery, W .H .Press, S.A .Teukolsky and W .T .Vetterling, \Num erical Recipes in C + + ," (second edition), C am bridge University P ress, New York, 2002.