

KUNS-1813  
hep-th/0211272

# Improved Perturbation Theory and Four-Dimensional Space-Time in IIB Matrix Model

H. KAWAI<sup>\*</sup>, S. KAWAMOTO<sup>†</sup>, T. KUROKI<sup>‡</sup> and S. SHINOHARA<sup>§</sup>

*Department of Physics, Kyoto University, Kyoto 606-8502, Japan*

November, 2002

## Abstract

We have analyzed IIB matrix model based on the improved mean field approximation (IMFA) and have obtained a clue that the four-dimensional space-time appears as its most stable vacuum. This method is a systematic way to give an improved perturbation series and was first applied to IIB matrix model by Nishimura and Sugino. In our previous paper we reformed this method and proposed a criterion for convergence of the improved series, that is, the appearance of the “plateau”. In this paper, we perform higher order calculations, and find that our improved free energy tends to have a plateau, which shows that IMFA works well in IIB matrix model.

---

<sup>\*</sup>hkawai@gauge.scphys.kyoto-u.ac.jp

<sup>†</sup>kawamoto@gauge.scphys.kyoto-u.ac.jp

<sup>‡</sup>kuroki@gauge.scphys.kyoto-u.ac.jp

<sup>§</sup>shunichi@gauge.scphys.kyoto-u.ac.jp

# 1 Introduction and summary

String theory has been proposed as a unified theory of fundamental interactions including gravity. If it is the well-defined quantum gravity theory which our nature adopts, it should be able to predict several properties of our universe, for instance, the gauge symmetry at low energy, the particle contents and their masses, and the dimensionality of our space-time. The last one is the very property we would like to investigate in this paper.

As is well known, superstring theory has infinitely many vacua with various dimensionality perturbatively. One of the most promising scenarios to construct a realistic four-dimensional model from superstring theory is a compactification in which the ten-dimensional space-time consists of the flat four-dimensional space-time and a six-dimensional compact manifold which is small enough to be invisible to our experiment. There are several ways to realize this scenario, for example, Calabi-Yau compactification [3], a fermionic construction [4] and so on, but they are all stable and there is no way to single out the true vacuum perturbatively. However, it has been revealed that this problem originates from perturbative formulations itself, and to overcome this difficulty, we need a nonperturbative formulation and analysis of string theory.

In the middle of 1990's, some models were presented as a constructive formulation of M-theory [5] and kinds of superstring theories such as type IIA matrix string [6], type I superstring [7] and heterotic superstring [8]. Here we would like to analyze the model called IKKT model [9] which is conjectured to be a nonperturbative definition of type IIB superstring. It seems to be most promising for nonperturbative analysis of superstring theory, and some kinds of extensions of this model are proposed [10]. For a review of IIB matrix model, see [11]. And there are some mechanisms proposed for dynamical breakdown of Lorentz symmetry in this model, see [16].

In order to analyse IIB matrix model, we use a method which we call the improved mean field approximation (IMFA)[1]. This approximation is applied to the large- $N$  reduced Yang-Mills models by Oda and Sugino [12]. Then, Nishimura and Sugino applied it to IIB matrix model in their excellent work [2]. They obtained a result which suggests a breakdown of the Lorentz symmetry to the four-dimensional one. In our previous paper [1], we analyzed how IMFA scheme works and discovered a general structure which we call the improved Taylor expansion. Furthermore, we proposed a principle for choosing the mean fields, that is, existence of the “plateau”. The emergence of a plateau indicates that the approximation scheme works well and, in fact, it can be checked in some exactly solvable models. See [1] for reference,

where many examples are given which show how good this scheme is. Furthermore we developed a computational method using two-particle irreducible (2PI) graphs, which simplifies the calculation drastically. The 2PI free energy has close relationship with Schwinger-Dyson equation as discussed in [1].

Using this method, we calculated the free energy up to the 5th order and obtained a preliminary result which suggests that the eigenvalue distribution of the matrices preserves only the four dimensional rotational symmetry.

In this paper, we perform a further calculation up to the 7th order. We find an indication of emergence of a plateau, which was not clear at the 5th order level. In fact, we have evaluated the free energy and the extent of the eigenvalue distribution for various Lorentz symmetries by introducing corresponding mean fields. In the case of  $SO(4)$  symmetry, the free energy has more extrema as we go to higher orders and it seems that they form a plateau. Furthermore, the eigenvalues are widely distributed in the four directions while they tend to gather in the other six directions. On the other hand, if we impose  $SO(7)$  symmetry, the number of the extrema of the free energy does not grow enough to form a plateau, and the eigenvalues are distributed somewhat isotropically in ten directions. As shown in [1], the other cases are reduced to the above two cases or do not have a plateau at all.

We evaluate the 2738 graphs to obtain the free energy up to the 7th order. All the calculations, including generation of graphs and computation of them, are totally automatized now, and we will be able to go further and find a reliable evidence.

In section 2, we provide a short review of the improved mean field approximation with a  $\phi^4$  matrix model as an example. We will examine a distribution of extrema of the free energy of this model which gives a hint on the plateau search in IIB matrix model. In section 3, we apply IMFA to IIB matrix model. We obtain the free energy, investigate the distribution of its extrema to search a plateau and examine the eigenvalue distributions. Section 4 is devoted to conclusion and discussion. In appendix A, we make use of a  $\phi^4$ -QED type matrix model to confirm our counting of the graphs.

## 2 Improved Mean Field Approximation for Free Energy

In this section, we review the improved mean field approximation which was developed in our previous paper [1]. Although all the techniques we will introduce here is the same as we used in [1], we explain them to make this paper self-contained and for reader's convenience.

## 2.1 Ordinary vs. Improved perturbation theory

Suppose we have some action function  $S(x) = S_0(x) + S_1(x)$  and its free energy

$$F = -\ln Z = -\ln \left( \int dx e^{-S(x)} \right), \quad (2.1)$$

where  $S_0(x)$  is the unperturbed part which can be integrated analytically and  $S_1(x)$  is difficult or impossible to integrate and we treat it as a perturbation for  $S_0$ .

In ordinary perturbation theory, we keep the unperturbed part in the exponential and expand the perturbation into series. For convenience, we introduce a formal coupling constant  $g$  and rewrite the action as  $S = S_0 + gS_1$ . Then we obtain the ordinary perturbation series for the free energy with respect to  $g$  as follows:

$$F = -\ln \left( \int dx \sum_{k=0}^{\infty} \frac{(-g)^k}{k!} S_1^k e^{-S_0(x)} \right), \quad (2.2)$$

and we can approximate the free energy up to order  $n$  in the perturbation theory by truncating the infinite series up to the order  $n$  and setting  $g = 1$ .

In general, the perturbation series has a finite, or maybe even zero, convergence radius with respect to the parameters appeared in the action, for example, the inverse mass squared  $1/m_0^2$  in  $S_0$ . To see what happens and when the perturbation theory fails, let us consider a zero-dimensional  $\phi^4$  one-matrix model.

## 2.2 The $\phi^4$ matrix model

The action of the zero dimensional  $\phi^4$  matrix model is

$$S = \frac{m_0^2}{2} \text{Tr} \phi^2 + \frac{1}{4} \text{Tr} \phi^4, \quad (2.3)$$

where  $\phi$  is an  $N \times N$  hermitian matrix. In the ordinary perturbation theory, we treat the quadratic part  $m_0^2 \phi^2/2$  as the unperturbed action  $S_0$  and the  $\phi^4/4$  part as the perturbation  $S_1$ . Here for example, we consider the free energy. After introducing a formal coupling constant  $g$  and expanding the exponential part with respect to it, we obtain

$$F = -\ln \left[ \sum_{k=0}^{\infty} \int d\phi \left( \frac{-g}{4} \right)^k \frac{(\text{Tr} \phi^4)^k}{k!} \exp \left( -\frac{m_0^2}{2} \text{Tr} \phi^2 \right) \right], \quad (2.4)$$

and we can estimate this series by the ordinary Feynman diagram technique. Here we consider the large- $N$  limit, where only planar graphs contribute to the free energy. Thus, in the ordinary perturbation theory, the free energy is given by a series with respect to  $g/m_0^2$  as follows,

$$\begin{aligned}
F &= \text{circle} + \text{figure-eight} + \text{two-spheres} + \text{three-bubbles} + \text{four-bubbles} + \mathcal{O}(g^3) \\
&= -\frac{1}{2} \ln \left( \frac{1}{m_0^2} \right) + \frac{1}{2} \frac{g}{m_0^2} - \frac{9}{8} \frac{g^2}{m_0^4} + \mathcal{O}(g^3).
\end{aligned} \tag{2.5}$$

On the other hand, one can evaluate this free energy exactly by analyzing the eigenvalue distribution [15]. And it is known that the convergence radius of this series is  $1/12$ . Thus after we set the formal coupling  $g$  to 1, this series converges when  $m_0^2 > 12$ . It means that we cannot calculate the free energy for the massless case, i.e.  $m_0^2 = 0$ , as the limit of this perturbation series. Since IIB matrix model of our interest does not have a quadratic term, it corresponds to the massless case and the ordinary perturbation theory does not work there.

To overcome this difficulty we introduce a new method, that is the improved mean field approximation, and obtain an improved perturbation series.

## 2.3 Improved mean field approximation

When we apply the improved mean field approximation scheme, we first introduce a “mean field”  $S_m(x, a)$  which can be easily integrated, for instance, a quadratic term. Here  $a$  is a set of parameters in the mean field and we will tune it later to make the approximation better. Then we rewrite the original action as follows:

$$S = S_0 + S_1 \Rightarrow S = S_m + (S_0 + S_1 - S_m), \tag{2.6}$$

and we take  $S_m$  as an unperturbed action and the part within parenthesis as the perturbation. We introduce a formal coupling constant  $g$  as before. Now the action becomes  $S = S_m + g(S_0 + S_1 - S_m)$  and the expansion of the exponential with respect to  $g$  yields another perturbation series which we call the improved perturbation series. Finally we tune the set of parameters  $a$  to make the improved series converge as we will explain later. We call this procedure the improved mean field approximation. In particular, if we consider the first order of this approximation for the free energy defined in (2.5), and tune the parameter  $a$  by the condition  $dF/da = 0$ , it is nothing but the ordinary mean field approximation.

As an example, we consider again the zero-dimensional  $\phi^4$  matrix model.

## 2.4 IMFA for the $\phi^4$ matrix model

In this case, we take a quadratic term as the mean field.

$$S_m = \frac{m^2}{2} \text{Tr} \phi^2. \quad (2.7)$$

Then we construct modified action including a formal coupling  $g$  as follows,

$$\begin{aligned} S &= \frac{m^2}{2} \text{Tr} \phi^2 + g \left( \frac{m_0^2}{2} \text{Tr} \phi^2 + \frac{1}{4} \text{Tr} \phi^4 - \frac{m^2}{2} \text{Tr} \phi^2 \right) \\ &= \frac{g}{4} \text{Tr} \phi^4 + \frac{m^2 + g(m_0^2 - m^2)}{2} \text{Tr} \phi^2. \end{aligned} \quad (2.8)$$

We emphasize that we do not need to calculate graphs again. By comparing (2.8) with the original action (2.3), we have only to substitute  $m^2 + g(m_0^2 - m^2)$  for the mass squared  $m_0^2$  appeared in the ordinary perturbation theory.

Therefore, by substituting  $m^2 + g(m_0^2 - m^2)$  for  $m_0^2$  and reexpanding with respect to  $g$ , (2.5) becomes

$$\begin{aligned} F_{\text{improved}} &= -\frac{1}{2} \ln \left( \frac{1}{m^2 + g(m_0^2 - m^2)} \right) + \frac{g}{2} \frac{1}{m^2 + g(m_0^2 - m^2)} \\ &\quad - \frac{9}{8} g^2 \frac{1}{m^2 + g(m_0^2 - m^2)} + \mathcal{O}(g^3) \\ &= -\frac{1}{2} \ln \left( \frac{1}{m^2} \right) + \frac{g}{2} \left( \frac{1}{m^2} + \frac{m_0^2 - m^2}{m^2} \right) \\ &\quad + g^2 \left( -\frac{9}{8} \frac{1}{m^4} - \frac{m_0^2 - m^2}{m^3} - \frac{1}{4} \frac{(m_0^2 - m^2)^2}{m^2} \right) + \mathcal{O}(g^3). \end{aligned} \quad (2.9)$$

In this form, the massless limit is no longer singular and can be taken simply by setting  $m_0^2 = 0$ .

Furthermore, it tells us how to calculate the improved perturbation series even for a massless theory, to which the ordinary perturbation theory can not be applied. First, we add a mass term  $m^2 \phi^2/2$  to the original action by hand and calculate the free energy perturbatively. Then we substitute  $m^2 - gm^2$  for  $m^2$  and reexpand it with respect to  $g$ . Finally, by setting  $g = 1$ , we obtain the improved perturbation series for the massless theory. As we will see, this prescription is useful for calculating IIB matrix model which also has no quadratic term.

Let us return to the case of the general value of  $m_0^2$ . The final step of this prescription is to tune the parameter  $m^2$  so that the improved series will converge. To see the situation, in figure 1, we plot the improved free energies with respect to  $m_0^2$  in various orders for  $m^2 = 2$

and 4. It is clear that the improved series converges quite well in some domain. The position of the domain of the convergence depends on the choice of the parameter  $m^2$ , for example, around  $m_0^2 = 0$  for  $m^2 = 2$  and around  $m_0^2 = 4$  for  $m^2 = 4$ . Here, we have first plotted the improved series with respect to  $m_0^2$  for various values of  $m^2$ , and then determined the value of  $m^2$  to make the series converge around  $m_0^2$  in question.

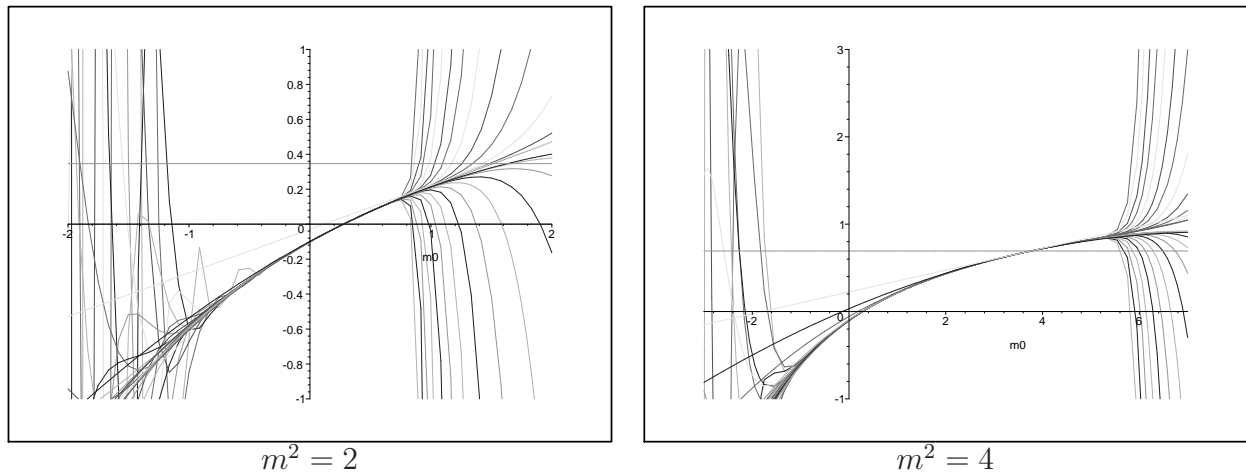


Figure 1: Free energies with  $m^2 = 2$  (left) and  $m^2 = 4$  (right). The horizontal axis denotes  $m_0^2$ .

## 2.5 Plateau and how do we identify it?

There is, however, easier way to find an appropriate value of the parameter  $m^2$  for the fixed value of the bare parameter  $m_0^2$ , for example, the massless case  $m_0^2 = 0$ . Figure 2 shows that the improved free energies as functions of  $m^2$  with  $m_0^2 = 0$ . One finds that a plateau develops at higher orders. Intuitively, this fact is very natural, since  $m^2$  is an artificially introduced parameter and the true value of the free energy must be independent of its choice. Some years ago, Dhar and Stevenson advocated a “principle of minimal sensitivity” [14]. They stated that in the improved perturbation theory one should choose the set of parameters such that the improved quantity is stationary with respect to it, i.e.  $\partial F_{\text{improved}}/\partial m^2 = 0$  in our case. However, we claim that the criterion for good approximation should be the existence of a plateau, that is, one should choose the set of parameters to be on the plateau. This claim is first made in our previous paper [1], and some people are studying the property of the plateau and seeking for its better definition, especially when there are many parameters in the mean

fields. In such cases, it becomes difficult to identify a plateau because we cannot visualize it easily<sup>1</sup>.

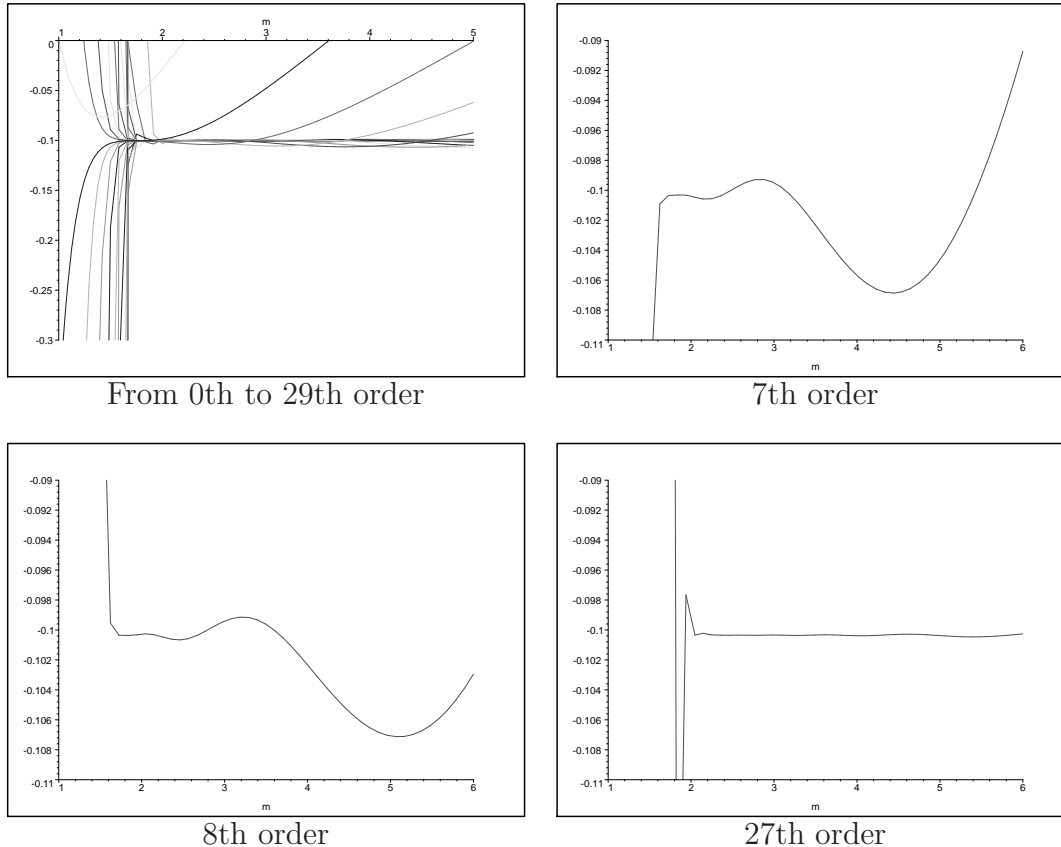


Figure 2: Free energies with  $m_0^2 = 0$  in 7th, 8th, 27th order and from 0th to 29th order. The horizontal axis denotes  $m^2$ .

To obtain a concrete criterion for the plateau we plot the extrema of the improved free energy of the massless  $\phi^4$  matrix model with respect to  $m^2$  in figure 3. One can read off a tendency from this figure that there are two characteristic extrema up to the 10th order except the first two lowest orders. In each order, one of two extrema gives the highest free energy which is quite stable, and the other gives the lowest free energy that decreases as we go to higher orders. Hereafter we call the highest and the lowest extremum as an overshooting and an undershooting extremum, respectively. The other extrema tend to accumulate between these two extrema and they are expected to form a plateau. In fact, if we take a closer look at

<sup>1</sup>Nishimura, Okubo and Sugino propose “the histogram prescription” to identify a plateau for many parameter case [13].



a plateau, we find that it consists of many extrema. In other words, accumulation of extrema leads to a plateau. In general, in much higher orders, a finite number of extrema give higher or lower free energies. However, the situation remains unchanged in which many of the other extrema accumulate between these higher and lower extrema and contribute to the formation of the plateau.

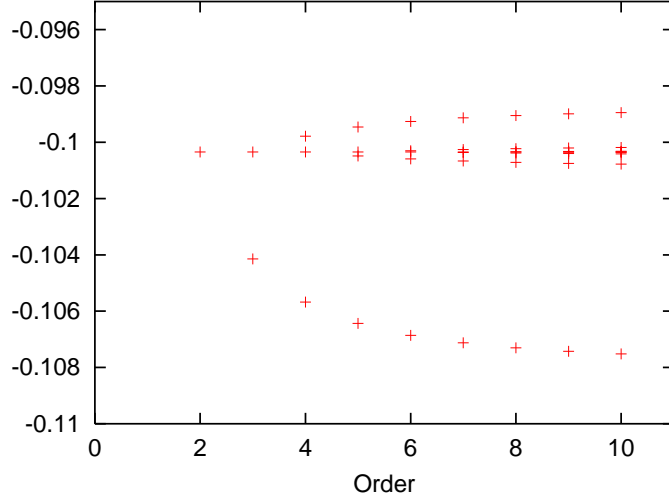


Figure 3: Extrema of the improved free energy of the massless  $\phi^4$  matrix model from 1st to 10th order.

This is a key observation for finding a plateau in this paper. In the next section, we explore the extrema of the free energy of IIB matrix model and see whether they accumulate to form a plateau or not.

### 3 Free Energies of IIB Matrix Model

In this section, we would like to analyze IIB matrix model [9]. The action is given by

$$S_{\text{IIB}} = -\text{Tr} \left( \frac{g_0^2}{4} [A_\mu, A_\nu]^2 - \frac{g_0}{2} \bar{\psi} \Gamma^\mu [A_\mu, \psi] \right), \quad (3.1)$$

where  $A_\mu (\mu = 1, \dots, 10)$  and  $\psi^\alpha (\alpha = 1, \dots, 16)$  are all  $N \times N$  hermitian matrices transforming as a vector and a left-handed spinor representation under  $\text{SO}(10)^2$ .  $g_0$  is the only parameter in this model, which is dimensionful, and we take the large  $N$  limit with fixing the 't Hooft

---

<sup>2</sup> $\mathcal{C}$  is the charge conjugation matrix defined as  ${}^t\mathcal{C} = -\mathcal{C}$ ,  $\mathcal{C}\Gamma^\mu = -{}^t\Gamma^\mu\mathcal{C}$  ( $\mu = 1, \dots, 10$ ).

coupling  $g_0^2 N$  to 1. It is defined as a zero-dimensional reduced model of a ten-dimensional super Yang-Mills theory. Since it has no quadratic term, we cannot apply the ordinary perturbation theory.

Then we use the improved mean field approximation to evaluate the free energy. Following the method explained in the last section, we add and subtract a quadratic term for bosonic and fermionic matrices as mean fields. Then our action is

$$S = -N \operatorname{Tr} \left( \frac{g}{4} [A_\mu, A_\nu]^2 - \frac{\sqrt{g}}{2} \bar{\psi} \Gamma^\mu [A_\mu, \psi] \right) + S_m - g S_m, \quad (3.2)$$

$$S_m = \frac{1}{2} (C^{-1})^{(\mu\nu)} N \operatorname{Tr} (A_\mu A_\nu) - \frac{i}{2} (\mathcal{C} \not{u}^{-1})_{[\alpha\beta]} N \operatorname{Tr} (\psi^\alpha \psi^\beta), \quad (3.3)$$

where  $S_m$  is the quadratic term introduced as the mean fields. Here we introduce the formal coupling constant  $g$  as  $g_0^2$  in (3.1). The coefficients  $C_{\mu\nu}$  and  $\not{u} = u_{\mu\nu\rho} \Gamma^{\mu\nu\rho}/3!$  are the propagators for bosonic and fermionic matrices in the perturbation theory, respectively.  $C_{(\mu\nu)}$  is a second rank symmetric tensor and  $u_{[\mu\nu\rho]}$  is a third rank antisymmetric tensor.

Here we should comment on how these mean fields are constructed. The symmetries of original IIB matrix model are the matrix rotation  $U(N)$ , ten-dimensional Lorentz symmetry  $SO(10)$ , translational symmetry which changes  $A_\mu$  to  $A_\mu + \text{const.} \times \mathbf{1}_N$  and the type IIB supersymmetry. Our mean field preserves  $U(N)$ , while it breaks  $SO(10)$  and supersymmetry. One might worry that it leads some inconsistency because the existence of the type IIB supersymmetry plays an important role in IIB matrix model. However, if the supersymmetry restores in the true ground state of our model, the parameters will go to  $C = \infty$  and  $u = \infty$  and the our mean field should vanish. This is the standard story of the model in which the dynamical symmetry breakdown happens, as in the Nambu–Jona-Lasinio model. In this case, even if we introduce a mass term which breaks the chiral symmetry, it vanishes in the phase where the symmetry is restored. If  $C$  and  $u$  are still finite after the large  $N$  limit is taken, both of the Lorentz and supersymmetry are spontaneously broken. It is the very scenario we expect.

Here we summarize what we will do below. Following the prescription for the massless case described in section 2.4, we first calculate the free energy perturbatively for the action:

$$S' = -N \operatorname{Tr} \left( \frac{g}{4} [A_\mu, A_\nu]^2 - \frac{\sqrt{g}}{2} \bar{\psi} \Gamma^\mu [A_\mu, \psi] \right) + S_m. \quad (3.4)$$

Then we replace  $C^{-1}$  and  $u^{-1}$  with  $(1-g)C^{-1}$  and  $(1-g)u^{-1}$ , respectively in order to recover the contributions from the  $-gS_m$  term. Finally, we obtain the improved free energy by expanding the result with respect to  $g$ .

### 3.1 2PI free energy and taking ansatz

To obtain the free energy, all we have to do is merely calculating planar connected vacuum graphs. However, in such calculations we have to treat too many graphs in higher orders. In order to avoid this problem, we introduce a two-particle irreducible (2PI) free energy. The 2PI free energy is considered in [1] and is deeply related to the Schwinger-Dyson equations as discussed in [1]. In this paper, however, we use 2PI free energy only as a tool to obtain the ordinary free energy easily. In this viewpoint, definition and properties of 2PI free energy is shortly summarized as follows:

- 2PI graph is the graph which contains no self-energy graphs as its subgraphs, that is, it is two-particle irreducible. This means that propagators in a 2PI graph can be regarded as the exact propagators.
- Suppose  $G$  is a sum of planar-vacuum-connected-2PI graphs in some theory. Then the ordinary free energy in the planar limit is given by the Legendre transformation of  $G$  with respect to the exact propagators.

In IIB matrix model, we also force  $G$  to contain no tadpole graphs because all the one point functions  $\langle A \rangle = 0$  due to the Lorentz invariance.

Once one obtains a 2PI free energy  $G$  of (3.4) in some order, the next task is to perform a Legendre transformation. At this stage, however, one will face a new problem that there are too many parameters to carry out the transformation. So we need some ansatz which reduces these many parameters to a tractable ones. Following the previous paper, we assume the same ansatz as in [1], that is, we assume the several unbroken Lorentz symmetries which restrict the mean field parameters  $C_{\mu\nu}$  and  $u_{\mu\nu\rho}$ . Two peculiar examples, which we will consider in this paper, are an  $\text{SO}(7) \times \text{SO}(3)$  case and an  $\text{SO}(4) \times \text{SO}(3) \times \text{SO}(3) \times Z_2$  case. As we comment below, these two ansatz are of particular importance among others. When the unbroken symmetry is  $\text{SO}(7) \times \text{SO}(3)$ , which we call an  $\text{SO}(7)$  ansatz, the parameters associated with the bosonic field  $A_\mu$  are limited as  $C_{\mu\nu} = \text{diag}(V_1, V_1, V_1, V_1, V_1, V_1, V_1, V_2, V_2, V_2)$ , and those with fermionic fields  $\psi_\alpha$  are restricted such as  $u_{8,9,10} = -u_{9,8,10} = (\text{cyclic}) = u$  and the others are zero. Another one is called an  $\text{SO}(4)$  ansatz which preserves  $\text{SO}(4) \times \text{SO}(3) \times \text{SO}(3) \times Z_2$  symmetry. The  $\text{SO}(4)$  acts on the indices  $i = 1, \dots, 4$  and two  $\text{SO}(3)$ 's act on  $i = 5, 6, 7$  and  $i = 8, 9, 10$  respectively. The last  $Z_2$  symmetry, which includes a parity transformation with the reversion of the 1st direction, exchanges  $i = 5, 6, 7$  and  $i = 8, 9, 10$  directions. Then,

in SO(4) ansatz, the parameters are allowed as  $C_{\mu\nu} = \text{diag}(V_1, V_1, V_1, V_1, V_2, V_2, V_2, V_2, V_2, V_2)$ ,  $u_{5,6,7} = u_{8,9,10} = u/\sqrt{2}$  up to the cyclic permutation of indices with signature and the other components are zero.

Here we should comment on the other ansatz. In our previous paper [1] we assume, besides the ansatz listed above, SO(1), SO(2), SO(3), SO(5) and SO(6) ansatz. For each ansatz, SO(n) means the residual symmetry for the expanded direction at the end which should be understood as the space-time dimension. According to the analysis in [1], SO(2) and SO(3) ansatz restore SO(4) symmetry, SO(5) and SO(6) ansatz restore SO(7) symmetry and SO(1) ansatz had no extrema and of course no plateau. See [1] for details. After all, we will concentrate on these SO(4) and SO(7) cases which will behave quite differently as we will see now.

### 3.2 Calculation of free energy and extent of space-time

Now we have all tools needed to compute the improved free energy. Our first task is to calculate the 2PI free energy  $G$  for the action (3.4). It can be computed as follows:

$$\begin{aligned}
\frac{G}{N^2} &= \text{dashed circle} + \text{solid circle} + g \text{ two dashed circles} + g \text{ solid circle with vertical dashed line} + g^2 \text{ two dashed circles with horizontal dashed line} + g^2 \text{ solid circle with vertical dashed line and dashed loop} + \mathcal{O}(g^3) \\
&= -\frac{1}{2} \ln(\det C) + \frac{1}{2} \ln(\det \not{C}) + g \left( -\frac{1}{2} (\text{tr}_\mu(C^2) - (\text{tr}_\mu C)^2) - \frac{1}{2} C_{\mu\nu} \text{tr}_\alpha(\not{C} \Gamma^\mu \not{C} \Gamma^\nu) \right) \\
&\quad + g^2 \left( \frac{3}{4} (\text{tr}_\mu(C^4) - (\text{tr}_\mu C^2)^2) + \frac{1}{4} C_{\mu\nu} C_{\rho\lambda} \text{tr}_\alpha(\not{C} \Gamma^\mu \not{C} \Gamma^\rho \not{C} \Gamma^\nu \not{C} \Gamma^\lambda) \right) + \mathcal{O}(g^3), \tag{3.5}
\end{aligned}$$

where a solid and a dashed line represent fermion and boson propagator respectively,  $\text{tr}_\mu$  represents the trace in the vector representation of the SO(10) and  $\text{tr}_\alpha$  is the trace taken in the left-handed spinor representation of the SO(10). In order to count the order, the formal coupling constant  $g$  is explicitly inserted. We calculate this 2PI free energy to the 7th order in  $g$ . The numbers of graphs we computed are 2 in the zeroth, first and second order, 4 in the third order, 12 in the fourth order and 49 in the fifth order. All of them has been calculated in the previous paper [1] and all the explicit graphs are shown in that paper. Our new result is for the 6th and 7th order. The numbers of the graphs in the 6th and the 7th order are 321 and 2346, respectively. The generation of the planar 2PI graphs and the calculation of them have been now totally automatized<sup>3</sup>.

---

<sup>3</sup>In order to check the algorithm of generating graphs, we have used a matrix  $\phi^4$ -QED model which provides the same 2PI graphs as those of IIB matrix model and is easier to compute analytically. Then we have confirmed that the set of graphs and the symmetry factors are all correct. See appendix A.

Next, we perform the Legendre transformation. We define the conjugate variables to  $V_i$  and  $u$  as

$$M^i = \frac{\partial}{\partial V_i} G(V, u), \quad (3.6)$$

$$m = \frac{\partial}{\partial u} G(V, u), \quad (3.7)$$

and obtain the ordinary free energy via the Legendre transformation as follows

$$F(M^i, m) = G - \sum_i M^i V_i - mu. \quad (3.8)$$

Finally, the improved free energy  $F_{\text{improved}}$  to order  $g^k$  can be given by the subtraction as in the case of the massless  $\phi^4$  model in section 2,

$$F_{\text{improved}}^k = F(M^i - gM^i, m - gm)|_k. \quad (3.9)$$

Here  $|_k$  denotes expanding with respect to  $g$ , neglecting  $\mathcal{O}(g^{k+1})$  terms and setting  $g = 1$ .

Thus we obtain the improved free energies to the 7th order. As we have discussed, in general it is very difficult to identify where plateaus are and how they grow.

In the next subsection, we find the extrema of these free energies at several orders, and compare its distribution with that of the  $\phi^4$  matrix model.

### 3.3 Extrema of the improved free energies and extent of space-time

We now have the improved free energies of the SO(4) and SO(7) ansatz to the 7th order in the improved perturbation. In order to search a plateau, we list up all the extrema of these free energies as is done in section 2. The extrema we have found are listed in table 1.

Now let us consider the “extent” of space-time in two directions which is defined by the moment of the eigenvalue distribution as follows:

$$R^2 = \langle \frac{1}{N} \text{Tr} A_1^2 \rangle = -\frac{\partial F}{\partial M^1} (M^i - gM^i, m - gm), \quad (3.10)$$

$$r^2 = \langle \frac{1}{N} \text{Tr} A_{10}^2 \rangle = -\frac{\partial F}{\partial M^2} (M^i - gM^i, m - gm). \quad (3.11)$$

We call  $R$  the extent of “our” space-time and  $r$  that of internal one. The values of  $R$ ,  $r$  and its ratio  $\rho = R/r$  are also shown in table 1 for each extremum of the SO(4) and SO(7) ansatz.

In figure 4 and figure 5, these extrema and the ratios  $\rho$  are plotted for each ansatz.

ansatz	order	$F$	$\rho = R/r$	$R^2$	$r^2$
SO(7)	1st	5.52272	1.95530	0.410551	0.107383
	3rd	5.62672	1.91133	0.463883	0.126981
		1.62094	2.15683	0.588327	0.12647
	5th	5.52146	1.92523	0.481755	0.129975
		3.00676	2.19364	0.573357	0.11915
		1.49243	2.0943	0.648315	0.147812
	7th	5.45127	1.93442	0.491098	0.13124
		3.89291	2.39213	0.640411	0.111916
		1.92312	1.62093	0.33974	0.129306
		1.93939	1.93483	0.519378	0.138739
SO(4)	1st	6.1533	1.85728	0.562580	0.163090
	3rd	6.34486	1.85336	0.650887	0.189489
		0.696885	3.05943	1.34914	0.144137
	4th	1.17141	4.42435	1.90023	0.0970747
		1.55668	2.58548	1.1568	0.173051
	5th	6.26112	1.92138	0.700007	0.189617
		2.85746	5.00919	2.12045	0.0845069
		0.5426	3.75008	1.81111	0.128784
		0.0776919	6.34998	2.92093	0.0724395
	6th	0.473299	3.31357	1.65917	0.151112
		-2.62258	5.45278	2.69232	0.0905505
		-2.78918	7.34015	3.55225	0.0659317
		-0.642089	7.36892	3.05248	0.056214
	7th	0.0100066	3.50285	1.30668	0.106494
		-2.66095	3.11512	1.17719	0.377896
		6.19216	1.97197	0.73242	0.188347
		5.16286	6.42722	2.84737	0.0689285
		2.75812	6.8741	2.22076	0.0469969
		3.77441	9.26784	3.82752	0.0445615

Table 1: Extrema of free energy and extent of space-time for SO(4) and SO(7) ansatz.

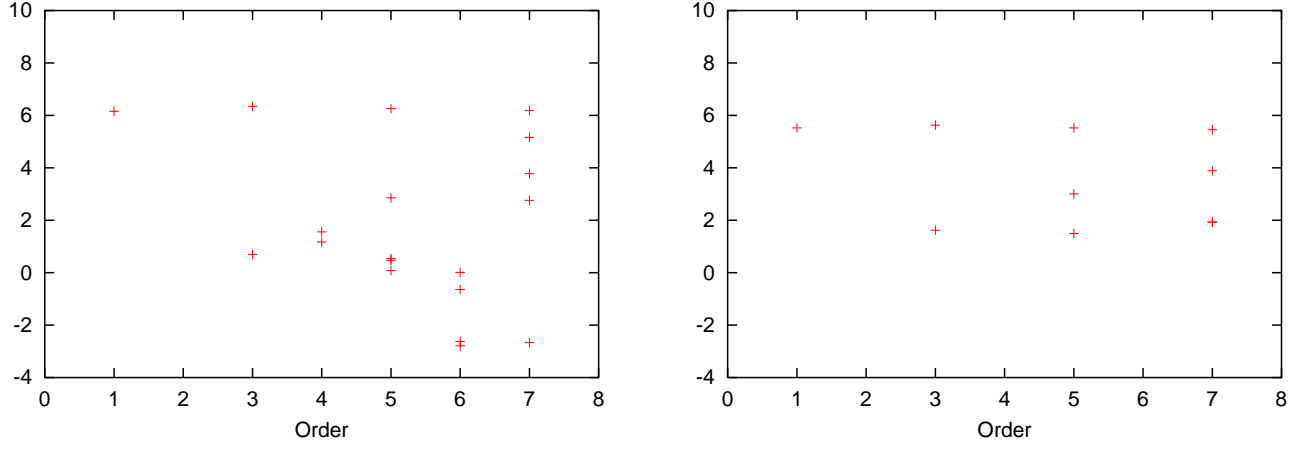


Figure 4: Extrema of the free energies of the SO(4) (left) and SO(7) (right) ansatz.

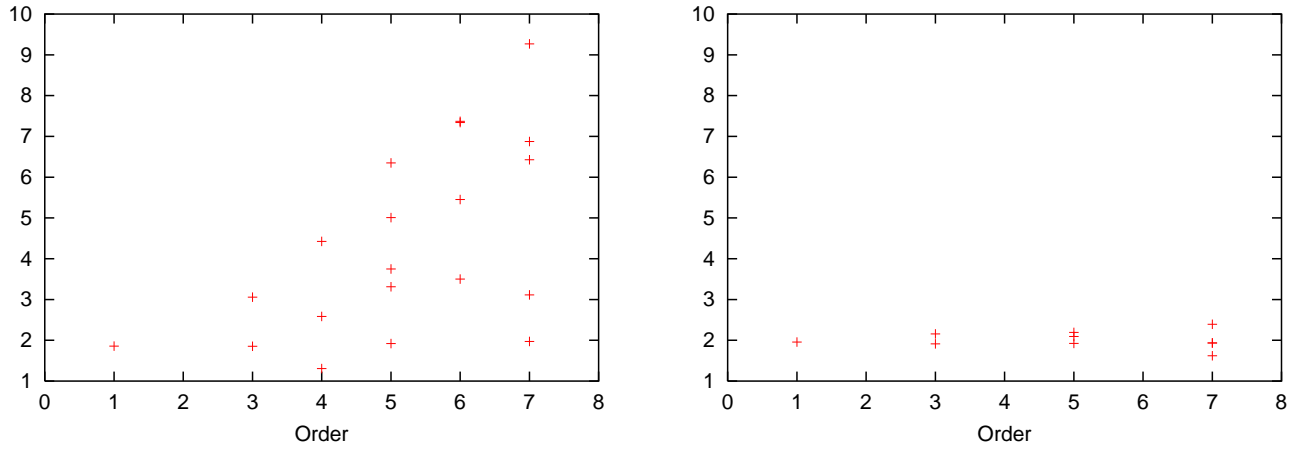


Figure 5: Ratio of the extension for the SO(4) (left) and SO(7) (right) ansatz.

We find that these two ansatz show fairly different behavior. The  $SO(7)$  ansatz has less extrema than the  $SO(4)$  ansatz and, especially, it has no extrema in even orders. Then we can speculate that extrema for the  $SO(7)$  ansatz do not accumulate to form a plateau. This means that the  $SO(7)$  ansatz is not a realistic assumption for the eigenvalue distribution of IIB matrix model and a seven dimensional flat space-time would not be realized as its stable vacuum. Even if the  $SO(7)$  ansatz will develop a plateau in higher order, it would not be regarded as a compactification, because the ratio of the extent seems to be stabilized around 2.

On the other hand, the  $SO(4)$  ansatz shows interesting behavior. The number of extrema grows as the order gets higher. It seems that the even orders are not stable compared to the odd orders. We can observe similar situations in various models. Actually in the zero-dimensional  $\phi^4$  model the even lower orders have no extrema, while the odd orders develop a plateau even in lower orders [1]. Assuming it is the case, we ignore the even orders. Then we find a peculiar behavior. There are two characteristic extrema which can be taken as the counterparts of the over- and undershooting extrema of the  $\phi^4$  matrix model, and they have nothing to do with a plateau. It seems that the other extrema tend to accumulate and can be expected to form a plateau. We further observe that the ratio of the extent for the  $SO(4)$  ansatz are around 2 or 3 for these under- and overshooting extrema, whereas the other extrema have rather large ratios around  $6 \sim 9$ . It means that on the plateau the ratio of the extent takes a large value. In short, we may conclude that the  $SO(4)$  ansatz develops a plateau and it predicts a quite large ratio of the size between the internal and external directions. This indicates that our scenario for spontaneous compactification to the flat four-dimensional space-time is promising.

## 4 Conclusions and Discussions

We have performed the improved mean field approximation for IIB matrix model up to the 7th order and obtain the following conclusions:

- We first conclude that the  $SO(7)$  and  $SO(4)$  ansatz show different behaviors, as stated below.
- The  $SO(7)$  ansatz has fewer extrema than the  $SO(4)$  ansatz and does not show a tendency to form a plateau. The eigenvalue distribution of the  $SO(7)$  ansatz is rather isotropic, and will not be realized as a compactification vacuum even if it has a plateau.



- The  $\text{SO}(4)$  ansatz has many extrema at the higher orders and, except the special two extrema mentioned below, it gives a quite large ratio between the extent of the four dimensional space-time and that of the internal one.
- The extrema of the  $\text{SO}(4)$  ansatz are distributed as in the  $\phi^4$  matrix model which develops a plateau. The  $\phi^4$  matrix model has an overshooting and an undershooting extremum which are located over and under the plateau correspondingly, and the other extrema tend to accumulate. Thus we expect that IIB matrix model will show a similar behavior and develop a plateau under the  $\text{SO}(4)$  ansatz.

At this stage we do not have clear plateaus in any ansatz and so we cannot definitely tell which vacuum is realized in IIB matrix model. Indeed, in order to do this we need to identify the plateau for each ansatz, if any, and compare the values of the free energies at the plateaus. If an ansatz has no plateaus we conclude that it is not realized as a vacuum. We expect that our  $\text{SO}(4)$  ansatz is close to the true vacuum which reproduces our universe and it has the plateau where the free energy has the lowest value.

In order to confirm this, we should analyze higher orders in the improved perturbation series. As mentioned before, our calculation is now totally automatized and it seems possible to carry out a further analysis by the help of supercomputers.

## Acknowledgments

We would like to thank M. Nio for valuable discussions and useful comments. This work is supported in part by Grant-in-Aid for Scientific Research from Ministry of Education, Science, Sports and Culture of Japan (#1640290, #03603, #02846 and #03529). The work of T. K., S. K. and S. S. is supported in part by the Japan Society for the Promotion of Science under the Post- and Pre-doctoral Research Program.

## A 2PI free energy of $\phi^4$ -QED type matrix model

In this appendix we consider a matrix model which has a  $\phi^4$  and QED type interaction term. The action is given by

$$S = N\text{Tr} \left( \frac{m_B}{2} A^2 + \frac{g^2}{4} A^4 + JA + \frac{m_F}{2} \psi^2 + gA\psi^2 \right), \quad (\text{A.1})$$

where  $A$  and  $\psi$  are  $N \times N$  matrices and  $\psi$  is assumed to have a flavor  $f$ . As we discuss below, we have introduced a source  $J$  for  $A$  in order to cancel the tadpole graphs.

By comparing this model with IIB matrix model with the mean field action (3.4), it is easy to see that (A.1) generates the same vacuum graphs with the same symmetry factors as those of the IIB matrix model. These two models have the same type of propagators and vertices except for the source term  $JA$  on which we explain below. Here  $m_B$  and  $m_F$  play a role of  $C^{-1}$  and  $\not{A}^{-1}$ , respectively, and  $f$  should be set to  $-1$  since  $\psi$  is fermionic in IIB matrix model. However, we do not fix  $f$  in order to classify graphs via the number of  $\psi$ -loops. It is worth noticing that in (A.1) there is no symmetry which forces the one-point function  $\langle A \rangle$  to vanish. This is in contrast to IIB matrix model, where it cannot have non-zero value due to the Lorentz symmetry. In order to eliminate unwanted one-point functions in our model, we choose  $J$  in such a way that  $\langle \text{Tr} A \rangle = 0$  order by order of the perturbation theory with respect to  $g$ .

Our aim is to check that our list of the planar 2PI graphs of IIB matrix model is complete. For each graph we read off the number of boson propagators (B), fermion propagators (F), fermion loops (L),  $A^4$  vertex (V) and  $A\psi^2$  vertex (Y), and we deduce the 2PI free energy of (A.1) as

$$-\frac{1}{\text{symmetry factor}} \sum (-g^2)^V (-g)^Y m_B^{-B} m_F^{-F} f^L, \quad (\text{A.2})$$

where the summation is taken over the all possible planar 2PI graphs without tadpole up to the given order of  $g$ . Note that in this expression the cancellation between different graphs never happens because the symmetry factor is always positive. We compare this with the 2PI free energy of (A.1) in the large- $N$  limit computed by a completely different method we now explain.

## A.1 Loop equation

A field redefinition in (A.1) gives

$$S = N \text{Tr} \left( \frac{1}{2} A^2 + \frac{g^2}{4} A^4 + JA + \frac{1}{2} \psi^2 + \lambda g A \psi^2 \right). \quad (\text{A.3})$$

In order to recover the original parameters in (A.1), all we have to do is to make replacements  $g \rightarrow g/m_B$ ,  $J \rightarrow J/\sqrt{m_B}$ ,  $\lambda \rightarrow \sqrt{m_B}/m_F$ .

For the purpose of computing the 2PI free energy of (A.3), we first compute the two-point function  $\langle \text{Tr}(A^2) \rangle/N$  in the large- $N$  limit, retrieve the parameters  $m_B$ ,  $m_F$ , and integrate

it with respect to  $m_B$  to obtain the ordinary free energy. Finally we make its Legendre transformation in terms of  $m_B$  and  $m_f$  to get the 2PI free energy.

Performing the Gaussian integration in (A.3) with respect to  $\psi$ , we obtain

$$S_{\text{eff}} = N \text{Tr} \left( \frac{1}{2} A^2 + \frac{g^2}{4} A^4 + J A \right) - \frac{f}{2} \sum_{p=1}^{\infty} \sum_{q=0}^{\infty} \frac{(-\lambda g)^{p+q}}{p+q} {}_{p+q}C_q \text{Tr}(A^p) \text{Tr}(A^q). \quad (\text{A.4})$$

In order to compute the two-point function  $\langle \text{Tr}(A^2) \rangle / N$  of this model, we start with the following loop equation (Schwinger-Dyson equation):

$$0 = \int dA \frac{\partial}{\partial A^\alpha} \text{Tr}(A^n t^\alpha) e^{-S_{\text{eff}}}, \quad (\text{A.5})$$

where  $t^\alpha$  is the orthogonal basis of hermitian  $N \times N$  matrices:  $\text{Tr}(t^\alpha t^\beta) = \delta^{\alpha\beta}$ . By defining

$$w_n = \frac{1}{N} \langle \text{Tr}(A^n) \rangle, \quad (\text{A.6})$$

this equation gives us the relation between these correlation functions:

$$w_n = \sum_{m=0}^{n-2} w_m w_{n-2-m} - g^2 w_{n+2} - J w_{n-1} + f \sum_{p=1}^{\infty} \sum_{q=0}^{\infty} (-\lambda g)^{p+q} {}_{p+q-1}C_q w_{n+p-2} w_q, \quad (\text{A.7})$$

where we have used the factorization property in the large- $N$  limit. Note that this equation holds even in  $n = 1$  case if we ignore the first term in the right-hand side. The loop equation enables us to determine  $w_n$  order by order in the perturbation theory as follows. First we expand each  $w_n$  in terms of  $g$ :

$$w_n = \sum_{k=0}^{\infty} g^k w_n^{(k)}. \quad (\text{A.8})$$

Substituting this into (A.7) and comparing both sides in each order of  $g$ , we get the following equation:

$$\begin{aligned} w_n^{(k)} &= \sum_{m=0}^{n-2} \sum_{l=0}^k w_m^{(l)} w_{n-2-m}^{(k-l)} - w_{n+2}^{(k-2)} - J w_{n-1}^{(k)} \\ &+ f \sum_{p=1}^k \sum_{q=0}^{k-p} \sum_{l=0}^{k-p-q} (-\lambda)^{p+q} {}_{p+q-1}C_q w_{n+p-2}^{(l)} w_q^{(k-p-q-l)}. \end{aligned} \quad (\text{A.9})$$

Since  $w_0 = 1/N \langle \text{Tr} 1 \rangle = 1$ , we have a “boundary condition”  $w_0^{(i)} = \delta_0^i$ . Note that only  $w_m^{(l)}$ ’s with  $l$  smaller than or equal to  $k$  appear in the right-hand side and that when  $w_m^{(k)}$  appears in the right-hand side,  $m$  is always smaller than  $n$ . Because of this property, (A.9) together with the boundary condition determines all the  $w_n^{(k)}$ ’s.

Once we determine  $w_1^{(k)}$  up to the given order, for example, the 14th corresponding to the 7th in IIB matrix model, we can tune  $J$  order by order in such a way that  $w_1^{(k)}$  vanishes for each  $k$ . Substituting the resulting expression for  $J$  into  $w_2^{(k)}$ , we can derive the two-point function up to the order we want. Because of this procedure, graphs containing tadpole as a subgraph no longer contribute to  $w_2^{(k)}$  and therefore the free energy obtained by integrating  $w_2 = \sum_k g^k w_2^{(k)}$  gives the sum of all the planar vacuum graphs without tadpole. Once we have the free energy, it is easy to make the Legendre transformation to get the 2PI free energy.

We have compared the two 2PI free energies obtained by totally different method in this way and found complete agreement. This proves that our list of the all planar 2PI graphs of IIB matrix model is complete.

## References

- [1] H. Kawai, S. Kawamoto, T. Kuroki, T. Matsuo and S. Shinohara, “Mean Field Approximation of IIB Matrix Model and Emergence of Four Dimensional Space-Time,” Nucl. Phys. B **647**, 153 (2002) [arXiv:hep-th/0204240].
- [2] J. Nishimura and F. Sugino, “Dynamical generation of four-dimensional space-time in the IIB matrix model,” JHEP **0205** 001, (2002) [arXiv:hep-th/0111102].
- [3] For a review,  
M.B. Green, J.H. Schwarz and E. Witten, “Superstring theory,” vol.2 Cambridge monographs on mathematical physics [ISBN:0521357535],  
J. Polchinski, “String theory,” vol.2 Cambridge monographs on mathematical physics [ISBN:0521633044].
- [4] H. Kawai, D. C. Lewellen and S. H. Tye, “Construction Of Fermionic String Models In Four-Dimensions,” Nucl. Phys. B **288**, 1 (1987).
- [5] T. Banks, W. Fischler, S. H. Shenker and L. Susskind, “M theory as a matrix model: A conjecture,” Phys. Rev. D **55**, 5112 (1997) [arXiv:hep-th/9610043],
- [6] L. Motl, “Proposals on nonperturbative superstring interactions,” [arXiv:hep-th/9701025],  
T. Banks and N. Seiberg, “Strings from matrices,” Nucl. Phys. B **497**, 41 (1997) [arXiv:hep-th/9702187],

- R. Dijkgraaf, E. Verlinde and H. Verlinde, “Matrix string theory,” Nucl. Phys. B **500**, 43 (1997) [arXiv:hep-th/9703030].
- [7] H. Itoyama and A. Tokura, “USp(2k) matrix model: F theory connection,” Prog. Theor. Phys. **99**, 129 (1998) [arXiv:hep-th/9708123],  
H. Itoyama and A. Tsuchiya, Prog. Theor. Phys. Suppl. **134**, 18 (1999) [arXiv:hep-th/9904018].
- [8] S. J. Rey, “Heterotic M(atrrix) strings and their interactions,” Nucl. Phys. B **502**, 170 (1997) [arXiv:hep-th/9704158],  
D. A. Lowe, “Heterotic matrix string theory,” Phys. Lett. B **403**, 243 (1997) [arXiv:hep-th/9704041].
- [9] N. Ishibashi, H. Kawai, Y. Kitazawa and A. Tsuchiya, “A large-N reduced model as superstring,” Nucl. Phys. B **498**, 467 (1997) [arXiv:hep-th/9612115].
- [10] L. Smolin, “M theory as a matrix extension of Chern-Simons theory,” Nucl. Phys. B **591**, 227 (2000) [arXiv:hep-th/0002009],  
T. Azuma, S. Iso, H. Kawai and Y. Ohwashi, “Supermatrix models,” Nucl. Phys. B **610**, 251 (2001) [arXiv:hep-th/0102168],  
L. Smolin, “The exceptional Jordan algebra and the matrix string,” [arXiv:hep-th/0104050],  
V. Periwal, “Matrices on a point as the theory of everything,” Phys. Rev. D **55**, 1711 (1997) [arXiv:hep-th/9611103],  
T. Yoneya, “Schild action and space-time uncertainty principle in string theory,” Prog. Theor. Phys. **97**, 949 (1997) [arXiv:hep-th/9703078],  
A. Fayyazuddin, Y. Makeenko, P. Olesen, D. J. Smith and K. Zarembo, “Towards a non-perturbative formulation of IIB superstrings by matrix models,” Nucl. Phys. B **499**, 159 (1997) [arXiv:hep-th/9703038],  
N. Kitsunezaki and J. Nishimura, “Unitary IIB matrix model and the dynamical generation of the space time,” Nucl. Phys. B **526**, 351 (1998) [arXiv:hep-th/9707162],  
S. Hirano and M. Kato, “Topological matrix model,” Prog. Theor. Phys. **98**, 1371 (1997) [arXiv:hep-th/9708039],  
T. Tada and A. Tsuchiya, “Toward a supersymmetric unitary matrix formulation of the IIB matrix model,” Prog. Theor. Phys. **103**, 1069 (2000) [arXiv:hep-th/9903037].

- [11] H. Aoki, S. Iso, H. Kawai, Y. Kitazawa, A. Tsuchiya and T. Tada, “IIB matrix model,” Prog. Theor. Phys. Suppl. **134** (1999) 47 [arXiv:hep-th/9908038].
- [12] S. Oda and F. Sugino, “Gaussian and mean field approximations for reduced Yang-Mills integrals,” JHEP **0103** 026, (2001) [arXiv:hep-th/0011175];  
F. Sugino, “Gaussian and mean field approximations for reduced 4D supersymmetric Yang-Mills integral,” JHEP **0107** 014, (2001) [arXiv:hep-th/0105284].
- [13] J. Nishimura, T. Okubo and F. Sugino, “Convergent Gaussian expansion method: Demonstration in reduced Yang-Mills integrals,” JHEP **0210**, 043 (2002) [arXiv:hep-th/0205253].
- [14] P. M. Stevenson, “Optimized Perturbation Theory,” Phys. Rev. D **23**, 2916 (1981),  
A. Dhar, “Renormalization Scheme - Invariant Perturbation Theory,” Phys. Lett. B **128**, 407 (1983).
- [15] E. Brezin, C. Itzykson, G. Parisi and J. B. Zuber, “Planar Diagrams,” Commun. Math. Phys. **59**, 35 (1978).
- [16] J. Nishimura and G. Vernizzi, “Spontaneous breakdown of Lorentz invariance in IIB matrix model,” JHEP **0004** 015, (2000) [arXiv: hep-th/0003223];  
“Brane world from IIB matrices,” Phys. Rev. Lett. **85**, 4664 (2000) [arXiv: hep-th/0007022];  
J. Ambjorn, K.N. Anagnostopoulos, W. Bietenholz, T. Hotta and J. Nishimura, “Monte Carlo studies of the IIB matrix model at large N,” JHEP **0007** 011, (2000) [arXiv: hep-th/0005147];  
K.N. Anagnostopoulos and J. Nishimura, “A new solution of the complex action problem and the dynamical space-time in the IIB matrix model,” [arXiv: hep-th/0108041];  
Jun Nishimura, “Exactly Solvable Matrix Models for the Dynamical Generation of Space-Time in Superstring Theory,” Phys. Rev. D **65**, 105012 (2002) [arXiv: hep-th/0108070].