

A string inspired brane model and supernovae Ia observations

Parampreet Singh*, R. G. Vishwakarma†, Naresh Dadhich‡
*Inter-University Centre for Astronomy and Astrophysics,
 Post Bag 4, Ganeshkhind, Pune-411 007, INDIA.*

It is well known that the stress tensor on the brane diverges at sufficiently late times in the expansion of the universe. To remedy this, string theory inspired correction terms are added in the bulk-brane action (Schwarzschild-AdS bulk with FRW brane). It is most remarkable that the cosmological consequences of the simplest such addition, unlike the usual warped brane cosmologies, survive even at low energy scales. This brings forth for the first time string theory inspired measurable effects onto the anvil of present day observations. The model fits the supernovae Ia data (including SN 1997ff at $z \approx 1.7$) very well for a large range of parameters, which give significantly large age of the universe compared to the standard model. The best-fitting model is an accelerating one with the parameters $\Omega_0 = 0.35$ and $\Omega_{\Lambda_0} = 1.12$.

PACS numbers: 04.50.+h, 98.80.-k, 97.60.Bw

In recent times there has been considerable activity in large extra dimensions and the recovery of the four dimensional General Relativity (GR) as an effective theory from a more fundamental theory. The basic idea in these theories is the existence of a higher dimensional bulk in which our universe, called 3-brane is sitting as a hypersurface. The standard model matter fields are confined to the brane while gravity can, by its universal character, propagate in all (including extra) dimensions. The large extra dimensions also promise to solve the mass hierarchy problem of the standard model of particle physics. A particular example is the model of Randall and Sundrum [1], which has a warped extra dimension and has attracted a lot of interest.

In this model the authors considered a 5-D anti de Sitter (AdS) bulk with a Z_2 -symmetric extra dimension and by a proper fine tuning of bulk parameters they obtained a flat static brane with a vanishing effective cosmological constant on the brane. The standard Newtonian potential is recovered in the model with r^{-3} corrections arising from the massive Kaluza-Klein (KK) modes on the brane. The Z_2 -symmetry is motivated by the reduction of M theory to $E_8 \times E_8$ heterotic string theory [2].

There have been many generalizations of this model and various cosmological issues have been addressed therein (*see for eg.* [3]). The recovery of Newtonian force law in this kind of models is a non-trivial task and requires solving the perturbations of the bulk metric. It is not clear a priori whether Newtonian gravity can always be recovered in such models. A counter example is provided by the conformally non-flat Nariai metric, which is an exact solution of the Λ vacuum equation in the bulk, for which there exists no massless graviton on the brane [4]. On the other hand, this recovery has been established for the Schwarzschild-AdS (SAdS) bulk (which is

also conformally non-flat) with an FRW brane metric and it gives rise to various possible physical universes including the one with effective positive cosmological constant [5]. This prompts a conjecture that localization of zero mass graviton modes and recovery of GR on the brane models is possible only if the bulk is at least asymptotically AdS. Hence it could be envisioned that our FRW universe may be expanding out of a Schwarzschild black hole in an AdS bulk space.

Using the Israel junction conditions [6], one can write the analogue of the Friedmann equation on the brane [7]

$$H^2 = \frac{8\pi G}{3} \rho \left(1 + \frac{\rho}{2\sigma}\right) + \frac{\Lambda}{3} + \frac{C}{S^4} - \frac{k}{S^2}, \quad (1)$$

where G and Λ are respectively 4-D gravitational and cosmological constants, ρ is the matter density on the brane, S is the scale factor, σ is the brane tension and C is the mass parameter of the bulk black hole.

The model differs from the standard cosmology in the following two terms. The density-squared term, which can be neglected at the present low energy scales for $\rho \ll \sigma$, represents the local effect while the other, commonly known as the *dark radiation*, represents the non local bulk effect in terms of mass of the black hole. Note that this term enters into eq.(1) through the projection of bulk Weyl curvature on the brane and behaves like radiation. This term can severely affect the big bang nucleosynthesis (BBN) and the cosmic microwave background (CMB) predictions and hence can be constrained by using the observations. The BBN constrains the dark radiation density to be between $(-1.23 \text{ and } 0.11) \times \rho_{r0}$, where ρ_{r0} is the present energy density of the photon background. The combined constraint on the density of dark radiation from BBN and CMB comes out to be between $(-0.41 \text{ and } 0.105) \times \rho_{r0}$ at 95 % confidence level [8]. As ρ_{r0} is itself $\approx 10^{-4}$ times the present matter density, the C -dependent term is therefore negligible in eq.(1). Thus there survives no observational effect of string theory-inspired modifications at present epoch and the model reduces to the standard FRW model without any distinguishing features of its own.

*e-mail: param@iucaa.ernet.in

†e-mail: vishwa@iucaa.ernet.in

‡e-mail: nkd@iucaa.ernet.in

There is another serious issue of an asymptotic divergence of stress tensor which is quite relevant at the late times expansion of the universe [9]. The most remarkable feature of the brane world formulation of gravity is the gravitational field contribution to a stress tensor. This is, as is well known, inherently wrought with divergence [10].

In order to get over this difficulty we use the AdS-CFT correspondence provided by the string theory, which establishes a duality between gravity on AdS spacetime with the CFT defined on AdS boundary [12]. This duality enables us to view the above divergence as a simple ultra violet divergence in a field theory and hence can be removed by adding local counter terms to the action [9, 13]. For the five dimensional AdS space the minimal counter term turns out to be [9], $L_c = -(3\sqrt{-h}/l)(1 - l^2 R/12)$, where l is the radius of curvature of the bulk spacetime and h and R are respectively the determinant of the metric and Ricci scalar on the brane. Through dimensional analysis it can be shown that one can also add the terms which are quadratic in Riemann, Ricci and Weyl tensors, and Ricci scalar on the brane. Hence the counter term can be considered as a new physical parameter in the theory whose value can be estimated from the observations, provided it survives at the present epoch of low energy density and produces observable effects.

The main aim of this letter is to demonstrate that the above mentioned *stringy* correction to the action does survive at the present epoch, even after taking into account the constraints coming from the BBN and the CMB observations. It provides a tool to distinguish the string inspired cosmology from the standard one by using the present day observations. The resulting model fits the high redshift supernovae Ia data very well and also alleviates the age problem of the standard cosmology.

The bulk action with a minimal AdS-CFT counter term has been considered earlier by Kim, Lee and Myung [14] by treating it as a perturbation term in the original action through a coupling parameter. Motivated by the string theory, we consider only the Z_2 symmetric terms in this action. This yields the modified Friedmann equation, in low energy limit ($\rho \ll \sigma$) as

$$H^2 = \frac{8\pi G}{3} \rho + \frac{\tilde{\Lambda}}{3} + \frac{\tilde{C}}{S^4} - \frac{(k - \alpha)}{S^2} \quad (2)$$

where

$$\alpha = b \left[\sqrt{\frac{\pi G \sigma}{3}} l - \frac{1}{16 \pi G \sigma l^2} \right], \quad (3)$$

$$\tilde{\Lambda} = \Lambda - \frac{3b}{l} \sqrt{3\pi G \sigma} \left[\frac{8\pi G \sigma l^2}{9} + \frac{1}{4\pi G \sigma l^2} - 1 \right], \quad (4)$$

$$\tilde{C} = C \left[1 + b \left(\frac{3 - \beta^2}{3\beta} \right) \right], \quad \beta = 4l \sqrt{\frac{\pi G \sigma}{3}}. \quad (5)$$

Here the parameter b is the coupling parameter for the additional curvature scalar term in the action. There would also be higher order terms in eq. (2), which have not been included for their effect being insignificant.

The dark radiation term now contains additional contributions from the bulk parameters. However, its effect would be negligible in view of the constraints coming from BBN and CMB, as stated earlier. Eq.(2) then reduces to

$$H^2 = \frac{8\pi G}{3} \rho + \frac{\tilde{\Lambda}}{3} - \frac{(k - \alpha)}{S^2}, \quad (6)$$

Note that α does not enter into the metric on the brane, which is FRW, but it enters in the Friedmann equation through the Israel junction conditions. This is equivalent to shifting the curvature index k of the standard cosmology by an amount $-\alpha$. This term $(k - \alpha)$ can be neglected in the early universe. However, it dominates at the present epoch and changes the predictions of the standard cosmology significantly, especially the expansion dynamics of the universe.

In order to test the model with the supernovae Ia observations, we derive, in the following, the magnitude-redshift relation. By defining the different energy density components, in units of the critical density, as

$$\Omega \equiv \frac{8\pi G}{3H^2} \rho, \quad \Omega_\Lambda \equiv \frac{\tilde{\Lambda}}{3H^2}, \quad \tilde{\Omega}_k \equiv \frac{(k - \alpha)}{S^2 H^2} \quad (7)$$

and using the energy conservation, we can rewrite eq.(6) in the form

$$H(z) = H_0 \left[\Omega_0 (1+z)^3 + \Omega_{\Lambda_0} - \tilde{\Omega}_{k_0} (1+z)^2 \right]^{1/2} \quad (8)$$

implying that $\Omega_0 + \Omega_{\Lambda_0} - \tilde{\Omega}_{k_0} = 1$. The subscript 0 denotes the value of the quantity at the present epoch. The *luminosity distance* d_L of a source of redshift z , located at a radial coordinate distance r , is given by $d_L = (1+z) S_0 r$ where r can be calculated from the metric as

$$\begin{aligned} &= \sin^{-1} r, \quad \text{when } k = 1 \\ \frac{1}{S_0} \int_0^z \frac{dz'}{H(z')} &= r, \quad \text{when } k = 0 \\ &= \sinh^{-1} r \quad \text{when } k = -1. \end{aligned} \quad (9)$$

The apparent magnitude m of the source is given by

$$m(z) = \mathcal{M} + 5 \log[\mathcal{D}_L(z)] \quad (10)$$

where $\mathcal{M} \equiv M - 5 \log H_0 + \text{constant}$, M is the absolute luminosity of the source and $\mathcal{D}_L \equiv H_0 d_L$ is the dimensionless luminosity distance. The present *radius* of the universe S_0 , appearing in d_L , can be calculated from eq.(7) as

$$S_0^2 H_0^2 = \frac{k - \alpha}{\Omega_0 + \Omega_{\Lambda_0} - 1}. \quad (11)$$

We can now calculate, by using eqs.(8-11), the predicted value of the the apparent magnitude at a given redshift if we know the values of the parameters $\Omega_0, \Omega_{\Lambda_0}, \alpha$ and \mathcal{M} . In order to estimate these parameters, we

consider the data on the redshift and magnitude of a sample of 54 supernovae of type Ia considered by Perlmutter et al (excluding 6 outliers from the full sample of 60 supernovae) [15], together with the recently observed supernova 1997ff at $z = 1.755$, the highest redshift supernova observed so far [16]. The best-fitting parameters are obtained by minimizing χ^2 , which is defined by $\chi^2 = \sum_{i=1}^{55} [\{m_i^{\text{eff}} - m(z_i)\}/\delta m_i^{\text{eff}}]^2$, where m_i^{eff} refers to the effective magnitude of the i th supernovae which has been corrected by the lightcurve width-luminosity correction, galactic extinction and the K-correction from the differences of the R- and B-band filters and the dispersion δm_i^{eff} is the uncertainty in m_i^{eff} .

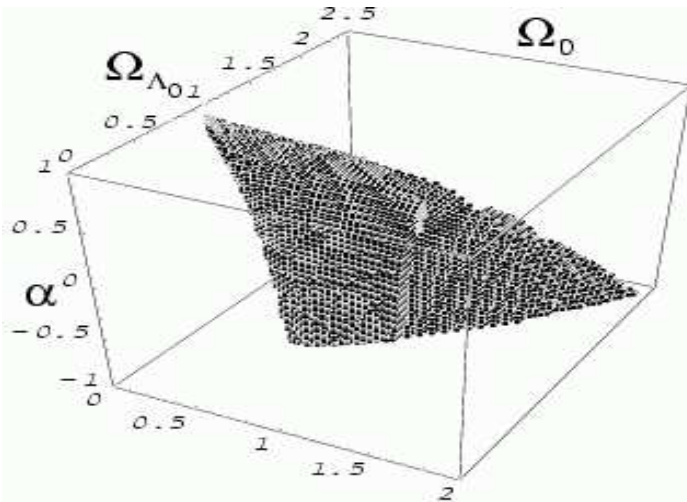


FIG. 1: A parameter space of interest at 68 percent confidence level is shown by the conical volume for $\alpha \geq -1$.

The model fits the data for a big range of parameters. In Fig. 1 the conical volume shows the 68 % confidence region which gets contributions only from the closed and flat models. The open model contributes only at higher confidence levels, more than 85 %. In the case of flat ($k = 0$) model (where $\tilde{\Omega}_{k_0}$ is not necessarily zero), m , and hence χ^2 , are independent of α which is constrained only through eq.(11). The best-fitting parameters are obtained as $\Omega_0 = 0.35$, $\Omega_{\Lambda_0} = 1.12$, $\alpha = 0.69$ and $\mathcal{M} = 23.91$ with $\chi^2 = 56.85$ at 51 degrees of freedom (dof), which represents a good fit. Note that although the best-fitting parameters for the standard FRW model also give a similar value of $\chi^2 = 56.89$ at 53 dof with $\Omega_0 = 0.87$, $\Omega_{\Lambda_0} = 1.51$ and $\mathcal{M} = 23.9$ [17], however, the value of $\Omega_0 = 0.87$ does not seem consistent with the recent measurements which give $\Omega_0 = 0.330 \pm 0.035$ at one sigma level [18]. This value is consistent with the studies of the evolution of cluster abundances with redshift, measurements of the power spectrum of large-scale structure, analyses of measured peculiar velocities as they relate to the observed matter distribution, and observations of the outflow of material from voids. It is thus important that the best-fitting value $\Omega_0 = 0.35$ in the present model is so close to this favoured value.

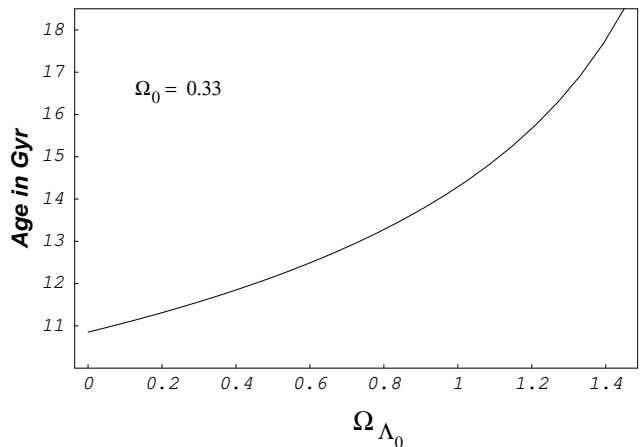


FIG. 2: Age of the universe is plotted as a function of Ω_{Λ_0} by using $H_0 = 72 \text{ km s}^{-1} \text{ Mpc}^{-1}$. The value of Ω_0 has been fixed at its observed value 0.33.

Another important constraint on the model parameters comes from the measurements of the fluctuations in the power spectrum of CMB, which requires $\Omega_{\text{total}} \equiv \Omega_0 + \Omega_{\Lambda_0} \approx 1$ [19]. In the standard model this means $k \approx 0$; whereas in the present model this would require $k \approx \alpha$. This results in expanding the parameter space, especially it gives more leverage to Ω_{Λ_0} which helps in supplying large age of the universe. The best-fitting flat standard model (consistent with the constraints from the CMB) yields $\Omega_0 = 1 - \Omega_{\Lambda_0} \approx 0.34$ (with $\chi^2 = 62$), which gives the age of the universe as $t_0 = 12.6 \pm 1.6 \text{ Gyr}$ [17], which is uncomfortably close to the age of the globular clusters $t_{\text{GC}} = 12.5 \pm 1.2 \text{ Gyr}$ [20] and the age of Milky Way $t_{\text{MW}} = 12.5 \pm 3 \text{ Gyr}$ [21]. Here we have used $H_0 = 72 \pm 7 \text{ km s}^{-1} \text{ Mpc}^{-1}$, which comes from the recent measurements of H_0 by using Hubble Space Telescope [22]. However, one can obtain larger t_0 if larger values of Ω_{Λ_0} are allowed, as is clear from Fig 2, where we have plotted t_0 as a function of Ω_{Λ_0} freezing Ω_0 at its observed value 0.33. The expression for the age of the universe is the same in both models and is given by

$$t_0 = H_0^{-1} \int_0^\infty \frac{(1+z)^{-1} dz}{\{(z\Omega_0 + 1)(1+z)^2 - \Omega_{\Lambda_0} z(z+2)\}^{1/2}}. \quad (12)$$

In the standard model t_0 can be increased only by reducing Ω_0 , which does not seem likely as the recent measurements give very narrow range of Ω_0 , as mentioned earlier. However, there is no such constraint on the present model and fairly large values of Ω_{Λ_0} are allowed by the data: $0.7 \lesssim \Omega_{\Lambda_0} \lesssim 1.4$ at $\approx 98 \%$ confidence level (fixing $\Omega_0 = 0.33$). This gives age as large as $12.9 \lesssim t_0 \lesssim 17.8 \text{ Gyr}$. Even the best-fitting model gives $t_0 = 14.8 \text{ Gyr}$. In Fig. 3, we have shown the actual fitting of this model with the data and compared it with the favoured standard model.

We further note that the estimate of the parameter \mathcal{M} , which is usually referred to as the *Hubble constant-free-absolute magnitude*, seems to be model independent, un-

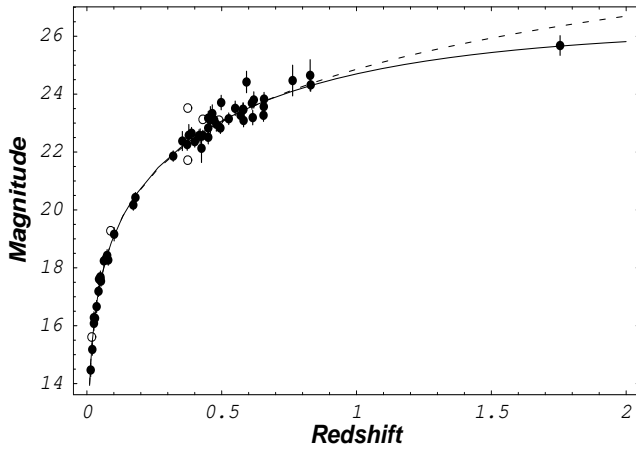


FIG. 3: The Hubble diagram for 55 supernovae: the theoretical curves represent the best fitting stringy model with $\Omega_0 = 0.35$, $\Omega_{\Lambda_0} = 1.12$ (solid curve) and the favoured standard model $\Omega_0 = 1 - \Omega_{\Lambda_0} = 0.34$ (dashed curve). The empty circles represent the six excluded supernovae by Perlmutter et al. in their primary fit C [15].

like the other parameters (Ω_i) which very much depend on the models considered. For instance, the SN dataset, which we are considering here, has been fitted to a variety of models – the standard FRW models [23], kinematical Λ -models [23], quintessence models [17], quasi-steady state model [24], etc. All give the same $\mathcal{M} \approx 24$, for low as well as high redshift supernovae [25]. This is remarkable and consistent with the primary assumption that the supernovae Ia are *standard candles*. To fix ideas, let

us note that $\mathcal{M} = 24$ gives the corresponding absolute magnitude M at peak luminosity of the supernovae as $M = -19.3$ for $H_0 = 65 \text{ km s}^{-1} \text{ Mpc}^{-1}$ and $M = -19.1$ for $H_0 = 72 \text{ km s}^{-1} \text{ Mpc}^{-1}$, which are in the right region for SN peak magnitudes [26].

Summarizing, we have considered a string theory inspired minimal correction to the bulk-brane action to avoid the asymptotic divergence of the stress tensor on the brane. This essentially shifts the curvature parameter k to the *effective curvature parameter* ($k - \alpha$) hence making the difference even at the present epoch, which can be tested against the present observations. It seems to come out very well. The model predicts the space curvature of the universe and has an additional leverage in terms of the effective curvature parameter which could be maneuvered to have comfortable age for the universe. This provides a welcome relief from the age problem of the standard model which has once again attained worrying proportions.

Although the degeneracy in the parameter space is large, which is due to inadequacy of the present data, the situation will improve when more precise data with more points at $z > 1$ become available. It would then narrow down the degeneracy pinning the parameters more accurately. This might be accomplished by the proposed SNAP (*SuperNova Acceleration Probe*) project.

Acknowledgements: We thank J. V. Narlikar and R. Maartens for useful comments and discussions. PS thanks CSIR for a research fellowship and RGV thanks DAE for his Homi Bhabha postdoctoral fellowship.

-
- [1] L. Randall, R. Sundrum, Phys. Rev. Lett. 88, 4690 (1999).
 - [2] P. Horava, E. Witten, Nucl. Phys. B 460, 506 (1996).
 - [3] R. Maartens, Phys. Rev. D 62, 084023 (2000); N. Dadhich et al., Phys. Lett. B 487, 1 (2000); P. Binétruy et al., Phys. Lett. B 477, 285 (2000); R. Dick, Class. Quant. Grav. 18, R1 (2001); A. Padilla, Phys. Lett. B 528, 274 (2002).
 - [4] P. Singh, N. Dadhich, Phys. Lett. B 511, 291 (2001).
 - [5] P. Singh, N. Dadhich, hep-th/0204190; P. Singh and N. Dadhich, *In preparation*.
 - [6] W. Israel, Nuov. Cim. B 44, 1 (1966).
 - [7] S. Mukohyama, T. Shiromizu, K. Maeda, Phys. Rev. D 62, 024028 (2000).
 - [8] K. Ichiki et al, astro-ph/0203272 .
 - [9] V. Balasubramanian, P. Kraus, Comm. Math. Phys. 208, 413 (1999); P. Kraus, F. Larsen, R. Siebelink, Nucl. Phys. B 563, 259 (1999).
 - [10] In the Brown-York definition [11] of the quasilocal energy, the divergence is avoided for isolated sources by squaring it out with an asymptotic reference spacetime. In cosmological spacetimes, there is no such reference available and hence the divergence cannot be squared out.
 - [11] J. D. Brown, J. W. York, Phys. Rev. D 47, 1407 (1993).
 - [12] J. Maldacena, Adv. Theor. Math. Phys. 2, 231 (1998); O. Aharony et al., Phys. Rep. 323, 183 (2000).
 - [13] L. Anchorodoqui, C. Nunez, K. Olsen, JHEP 0010, 050 (2000); L. Anchorodoqui et al., Phys. Rev. D 64, 084027 (2001).
 - [14] N. J. Kim, H. W. Lee, Y. S. Myung, Phys. Lett. B 504, 323 (2001).
 - [15] S. Perlmutter et al., Ap. J. 517, 565 (1999).
 - [16] A. G. Riess et al., Ap. J. 560, 49 (2001).
 - [17] R. G. Vishwakarma, MNRAS, 331, 776 (2002).
 - [18] M. S. Turner, astro-ph/0106035.
 - [19] A. H. Jaffe et al, Phys. Rev. Lett. 86, 3475 (2001); C. Pryke et al, Ap.J. 568, 46 (2002); C. B. Netterfield et al, astro-ph/0104460.
 - [20] O. Y. Gnedin, O. Lahav, M. J. Rees, astro-ph/0108034.
 - [21] R. Cayrel et al., Nature 409, 691 (2001).
 - [22] M. S. Turner, astro-ph/0202008.
 - [23] R. G. Vishwakarma, Class. Quant. Grav. 18, 1159 (2001).
 - [24] J. V. Narlikar, R. G. Vishwakarma, G. Burbidge, astro-ph/0205064 (*To appear in PASP*).
 - [25] R. G. Vishwakarma, Gen. Relativ. Grav. 33, 1973 (2001).
 - [26] A. Saha et al., Ap. J. 562, 314 (2001).