

Cosmological Perturbations Through a General Relativistic Bounce

Christopher Gordon and Neil Turok

DAMTP, Centre for Mathematical Sciences, Cambridge University, Cambridge, CB3 0WA, United Kingdom

The ekpyrotic and cyclic universe scenarios have revived the idea that the density perturbations apparent in today's universe could have been generated in a 'pre-singularity' epoch before the big bang. These scenarios provide explicit mechanisms whereby a scale invariant spectrum of adiabatic perturbations are generated without the need for cosmic inflation. A key question they face is whether there exists a unique prescription for following perturbations through the bounce, an issue which is not yet definitively settled. This goal of this paper is more modest, namely to study a bouncing Universe model in which neither General Relativity nor the Weak Energy Condition is violated. We show that a perturbation which is pure growing mode before the bounce does not match to a pure decaying mode perturbation after the bounce. Analytical estimates of when the comoving curvature perturbation varies around the bounce are given. It is found that in general it is necessary to evaluate the evolution of the perturbation through the bounce in detail rather than using matching conditions.

I. INTRODUCTION

In the inflationary Universe scenario, large scale structure is generated by the stretching of subatomic scale quantum fluctuations to macroscopic length scales, during an epoch of superluminal expansion supposed to have occurred prior to the radiation dominated era. Indeed such expansion appears to be essential to the creation of correlations on super-Hubble radius scales, a feat prohibited by causality in the standard hot big bang era.

However, cosmic inflation does not resolve the problem of the initial singularity, and it seems clear that a more complete theory than inflation is needed to deal with it. But if time existed before the the initial singularity, it is a logical possibility that the large scale structure and density perturbations we see today were generated during this pre-singularity epoch. The ekpyrotic and cyclic scenarios [1,2] provide explicit realisations of this idea (pre-figured in the 'pre-big bang' scenario of Veneziano et al. [3]). In the ekpyrotic and cyclic scenarios, scale invariant large scale density perturbations are generated during a phase which is contracting (in Einstein frame) before the bounce to expansion [1]. The task of matching these perturbations across the bounce to the expanding epoch is highly challenging, since general relativity must break down there, and the use of string theory methods will ultimately be essential. There are indications that for the particular type of singularity involved here (namely the collapse of a single extra dimension) the divergences are relatively weak [4], but the matching issue remains unsettled at the present time [5,6].

In a contracting universe, the growing mode adiabatic density perturbation corresponds to a shift in the time to the 'big crunch'. A perturbation in the space curvature, however, is a decaying mode perturbation because it becomes increasingly irrelevant as the scale factor shrinks. (These statements both hold in Einstein frame and comoving gauge). However, in an expanding universe, the situation is reversed. A time delay is now a decaying mode perturbation and the curvature perturbation is the growing mode. This has led several authors to suggest that in the ekpyrotic and cyclic scenarios, where scale invariant density perturbations are generated in the collapsing phase growing mode, that these perturbations would match on to pure decaying mode perturbations in the subsequent expanding phase. Indeed this result is obtained if one insists on matching the curvature perturbation across the bounce [5].

However, this behaviour would appear surprising from a more physical viewpoint. In the models being considered, gravity is attractive throughout. The growing mode instability is driven by gravitational attraction and it is physically implausible that it should precisely reverse at a bounce so as to dissipate after the bounce and render the final universe perfectly homogeneous.

Up till now all the proposed bouncing Universe models in which, cosmological perturbations have been examined, have either violated General Relativity or the Weak Energy Condition, at least in the four dimensional effective theory. In this paper we address this issue by considering a model in which the issue can be definitively settled within conventional general relativity. It is well known that a massive scalar field in a closed Friedman-Robertson-Walker (FRW) Universe can lead to a bounce without a singularity, and without violating the Weak Energy Condition. This model has a long history starting with Schrödinger [7], however he did not include the back-reaction of the scalar field on the background scale factor. It was also employed in semi-classical studies of quantum effects (see for example [8]), and of course is a common model in quantum cosmology and studies of the no boundary proposal (see for example [9], and more recently [10]). The classical dynamics for the spatially homogeneous case have also been investigated quite extensively, see for example [11].

A preliminary study of cosmological perturbations in such a Universe (and in other bouncing models) was performed by Hwang and Noh [12], with inconclusive results since the usual large scale approximations break down around the bounce. We develop new approximations that do not break down around the bounce, and using numerical simulations, accurately determine the propagation of linear perturbations through the bounce. We show that growing mode perturbations developed in the collapsing phase do not match to pure decaying mode perturbations in the expanding phase, thus there is no contradiction with the physical argument given above. Of course, this does not at all prove that the same is true in the ekpyrotic/cyclic models: as the original papers made clear, an unambiguous matching condition is still required. But the present work does show that propagation of a growing mode perturbation across a bounce is possible at least in this toy model.

We would also like to briefly mention recent work on the ekpyrotic/cyclic scenarios. Durrer and Vernizzi [13] showed how matching across the bounce depends on what surface the matching is done on and the intrinsic stress energy of that surface. They showed that only for the special case of matching on constant energy density surfaces with no surface tension that the growing mode in the collapsing phase matches completely onto the decaying mode in the expanding phase. Generally, some of the growing mode in the collapsing phase will go to the growing mode in the expanding phase. We should also mention a recent study of the possibility of isocurvature perturbations in the Ekpyrotic model [14]. Peter and Pinto-Neto [15] studied the matching problem in a hydro-dynamical fluid, and in a second publication employed a scalar field with negative kinetic energy in order to obtain a regular bounce [16]. The problem of matching quantum fields across a bouncing universe of the type relevant to the ekpyrotic/cyclic scenarios has been considered by Tolley and Turok [17], and a number of studies have been made of analogous bouncing models within string theory [18].

II. MODEL

The equation for the scale factor in a FRW Universe is given by

$$\ddot{a} = -\frac{1}{6M_{Pl}^2}(\rho + 3p)a \quad (1)$$

where a is the scale factor, dot denotes a derivative with respect to time, ρ is the density, p is the pressure and $M_{Pl} = 1/\sqrt{8\pi G}$ is the reduced Planck mass. As the scale factor is always positive and \dot{a} is negative for a collapsing Universe, it follows from Eq. (1) that the Strong Energy Condition ($\rho + 3p \geq 0$) must be violated for $\ddot{a} > 0$. Which is what is needed for a bounce at a finite scale factor to be possible. This is the same as the condition for inflation. It is satisfied by a scalar field that is potential dominated as

$$\rho = \frac{1}{2}\dot{\phi}^2 + V \quad (2)$$

and

$$p = \frac{1}{2}\dot{\phi}^2 - V \quad (3)$$

where ϕ is the value of the scalar field and V is its potential. For simplicity we shall only consider a quadratic potential

$$V = \frac{1}{2}m^2\phi^2 \quad (4)$$

where m is the constant mass of the scalar field.

Using the Friedman equation

$$H^2 = \frac{1}{3M_{Pl}^2}\rho - \frac{K}{a^2} \quad (5)$$

it can be seen that the background curvature (K) must be positive for the Universe to bounce. This is because at the bounce $H = 0$ and $\rho > 0$. As $\rho + p \geq 0$, it follows that the Weak Energy Condition is never violated by this model.

Although the above arguments show that it is possible for a closed Universe with a scalar field to bounce, it does depend on the initial conditions. The scalar field evolution is given by the Klein-Gordon equation

$$\ddot{\phi} + 3H\dot{\phi} + V_{,\phi} = 0 \quad (6)$$

where $V_{,\phi} = dV/d\phi$. In an expanding Universe $H > 0$ and so the $3H\dot{\phi}$ acts as a friction term. While in a collapsing Universe $H < 0$ and so the $3H\dot{\phi}$ acts as an anti-friction term.

So, it is possible that the system will always be kinetic energy dominated and go to $\phi = \pm\infty$ and $a = 0$ and instead of bouncing. It is only for a small subset of initial conditions that such a Universe would bounce [11]. The bounce will be symmetric in the background quantities if $\dot{\phi} = 0$ when $\dot{a} = 0$. We use this case to study the evolution of perturbations through the bounce which is taken to occur at $t = 0$. Figure 1 summarises the sequence of events.

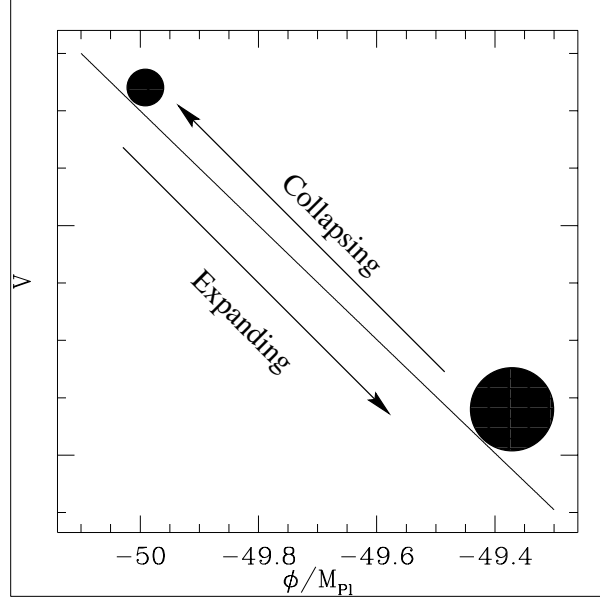


FIG. 1. A sketch of the background dynamics of the model investigated in this paper. The scalar field is represented by the ball and $\ln(a)$ is proportional to the size of the ball. The scale factor changed by approximately 15 e-folds from its minimum to maximum size in the simulation. First the scalar field rolls up the potential as the Universe collapses. Then when the Universe reaches a non-zero scale factor a_0 , it starts to expand again and roll down the potential. The background dynamics are time-symmetric around the bounce.

Around the bounce we can make the approximation $\dot{\phi} \approx 0$ and $\phi = \phi_0$ where subscript 0 is taken to the value of the quantity at the bounce ($t = 0$). Using Eqs. (1), (2) and (3) this gives

$$a \approx a_0 \cosh(t/a_0). \quad (7)$$

This is the same as the equation for a closed de Sitter space. If we choose $K = 1$ then from Eqs. (4) and (5)

$$a_0 = M_{Pl} \sqrt{\frac{3}{V_0}} = \frac{\sqrt{6} M_{Pl}}{m |\phi_0|} \quad (8)$$

The Hubble parameter around the bounce is then given by

$$H = \frac{1}{a_0} \tanh(t/a_0). \quad (9)$$

So the time scale around the bounce is a_0 . In order to approximate the evolution of the scalar field around the bounce we rewrite Eq. (6) as

$$(\dot{\phi} a^3) = -V_{,\phi} a^3. \quad (10)$$

Integrating both sides gives

$$\dot{\phi} a^3 = - \int_0^t V_{,\phi} a^3 dt \quad (11)$$

where $(\dot{\phi})_0 = 0$ was used. Using $V_{,\phi} \approx (V_{,\phi})_0$ and Eqs. (4) and (7) we get

$$\phi \approx \frac{1}{3}a_0^2 m^2 \phi_0 \left(\frac{1}{\cosh^2(t/a_0)} - \ln(\cosh(t/a_0)) - 1 \right) + \phi_0. \quad (12)$$

Away from the bounce ($t \gtrsim a_0$), this equation can be approximated by

$$\phi \approx \phi_0 \left(1 - \text{sign}(t) 2 \left(\ln(2) + \frac{t}{a_0} - 1 \right) \frac{M_{Pl}^2}{\phi_0^2} \right). \quad (13)$$

where $\text{sign}(\cdot)$ denotes the sign of the argument. This is the same equation that is obtained by using the slow roll approximations to Eqs. (5) and (6) (see for example [19])

$$3H\dot{\phi} + V_{,\phi} \approx 0 \quad (14)$$

and

$$H^2 \approx \frac{1}{3M_{Pl}^2} V. \quad (15)$$

Which will be a good approximation when the slow roll parameters [19]

$$\epsilon = \frac{M_{Pl}^2}{2} \left(\frac{V_{,\phi}}{V} \right)^2 \quad (16)$$

and

$$|\eta| = M_{Pl}^2 \frac{1}{V} \left| \frac{d^2 V}{d\phi^2} \right| \quad (17)$$

are small and there has been enough expansion to make the K/a^2 in Eq. (5) negligible. For the quadratic potential given in Eq. (4) both conditions become

$$\phi^2 \gtrsim 2M_{Pl}^2. \quad (18)$$

For $|t| \gtrsim a_0$, a good approximation for H is obtained by substituting Eq. (13) into Eq. (15)

$$H(|t| \gtrsim a_0) \approx \frac{\text{sign}(t)}{a_0} \left| 2 \left(\frac{M_{Pl}}{\phi_0} \right)^2 \left(-1 - \left| \frac{t}{a_0} \right| + \ln(2) \right) + 1 \right| \quad (19)$$

This can then be integrated to obtain an expression for $a(t)$ and the integration constant can be found by matching to the bounce approximation Eq. (7)

$$a(|t| \gtrsim a_0) = \frac{a_0}{2} \exp \left(\left| \frac{t}{a_0} \right| \left(\ln(4) - 2 - \left| \frac{t}{a_0} \right| \right) \frac{M_{Pl}^2}{\phi_0^2} + \left| \frac{t}{a_0} \right| \right). \quad (20)$$

So for $\phi_0^2 \gg M_{Pl}^2$, a_0 is also the time scale away from the bounce.

III. PERTURBATION EQUATIONS

For studying the evolution of the perturbations we use the Bardeen formulism [20,21]. For purely scalar perturbations in the zero-shear (conformal Newtonian) gauge, the perturbed metric is given by

$$ds^2 = -(1 + 2\Phi)dt^2 + a^2(t)(1 - 2\Psi)\gamma_{ij}dx^i dx^j \quad (21)$$

where x^i is the comoving spatial coordinate and for a closed Universe

$$\gamma_{ij} = \delta_{ij} \left(1 + \frac{1}{4} K x^k x_k \right)^{-2}. \quad (22)$$

where Latin indices range from 1 to 3, Φ and Ψ are the metric perturbations and δ_{ij} is the Kronecker delta. For a scalar field there is no anisotropic stress and so there is the further simplification $\Psi = \Phi$ [21].

The equation for the evolution of Φ can be derived from the Einstein equations [21,22] and is

$$\ddot{\Phi} + \left(H - 2\frac{\dot{\Phi}}{\Phi} \right) \dot{\Phi} + \frac{1}{a^2}(-\nabla^2 - 4K)\Phi + 2 \left(\dot{H} - H\frac{\dot{\Phi}}{\Phi} \right) \Phi = 0 \quad (23)$$

The usual harmonic decomposition is performed on the perturbations so that in a closed Universe the eigenvalues of $-\nabla^2$ are $(k^2 = [n^2 - 1]K)$ [23] where $n \geq 3$ is an integer. The $n = 1$ mode is homogenous and the $n = 2$ mode is a pure gauge mode [20]. We will be looking at the evolution of an individual mode with time. So the dependence of Φ will be in terms of n and t .

An approximation for Φ around the bounce ($|t| \lesssim a_0$) can be found by substituting Eqs. (12) and (7) and $K = 1$ into Eq. (23) and working with the harmonic components of Φ

$$\begin{aligned} \ddot{\Phi} + \left(\frac{\tanh(t/a_0)}{a_0} - 2\frac{\dot{\Phi}}{\Phi} \right) \dot{\Phi} + \frac{n^2 - 5}{a_0^2 \cosh^2(t/a_0)} \Phi \\ + 2 \left(\frac{1}{a_0^2} - \frac{\tanh^2(t/a_0)}{a_0^2} - \frac{\tanh(t/a_0)}{a_0} \frac{\dot{\Phi}}{\Phi} \right) \Phi = 0 \end{aligned} \quad (24)$$

The equation can be reduced to a solvable form by a non-linear transform of the time coordinate

$$\nu = \ln \left(\tanh \left(\frac{1}{2} \frac{t}{a_0} - \frac{\pi}{4} i \right) \right) \quad (25)$$

where $i = \sqrt{-1}$. Then Eq. (24) becomes

$$\ddot{\Phi} + \frac{6(-1 + e^{2\nu})(1 + e^{4\nu})}{(-1 + 4e^{2\nu} - e^{4\nu})(1 + e^{2\nu})} \dot{\Phi} + \left(-n^2 + 5 - \frac{4(1 + e^{2\nu})^2}{-1 + 4e^{2\nu} - e^{4\nu}} \right) \Phi = 0. \quad (26)$$

Which has the solution

$$\Phi(|t| \lesssim a_0) \approx C_1 \Phi_1 + C_2 \Phi_1^* \quad (27)$$

where C_1 and C_2 are integration constants, superscript $*$ denotes the complex conjugate and

$$\begin{aligned} \Phi_1 = e^{(n-3)\nu} \left[-(n-1)(n-2)e^{6\nu} + 3(n+1)(n-2)e^{4\nu} \right. \\ \left. + 3(n+2)(n-1)e^{2\nu} - (n+2)(n+1) \right]. \end{aligned} \quad (28)$$

An approximation for the curvature perturbation (Φ) away from the bounce ($|t| \gtrsim a_0$) can be found by substituting the slow-roll approximations Eqs. (13) and (19) into Eq. (23) and dropping the $1/a^2$ term

$$\Phi(|t/a_0| \gtrsim 1) \approx C_3 \frac{H}{a} + C_4 (1 - \sqrt{\pi} \psi \text{erfcx}(\psi)) \quad (29)$$

where

$$\psi = -\frac{1}{2} \frac{\phi}{M_{Pl}} \quad (30)$$

and

$$\text{erfcx}(\psi) = e^{\psi^2} \text{erfc}(\psi) \quad (31)$$

is the scaled complementary error function. The integration constants (C_3 and C_4) are different for the collapsing and expanding phases

$$C_3 = \begin{cases} C_{\text{grow}}^-, & t \lesssim -a_0 \\ C_{\text{decay}}^+, & t \gtrsim a_0 \end{cases} \quad (32)$$

and

$$C_4 = \begin{cases} C_{\text{decay}}^-, & t \lesssim -a_0 \\ C_{\text{grow}}^+, & t \gtrsim a_0. \end{cases} \quad (33)$$

The $+$ and $-$ superscript indicate after and before the bounce. The ‘grow’ and ‘decay’ subscripts indicate that the constant is for the growing and decaying mode respectively.

IV. NUMERICAL SOLUTIONS

Although Eqs. (27) and (29) provide good approximations around and away from the bounce. They do not overlap sufficiently to provide a solution for the whole domain of interest for all initial conditions. Therefore it is also necessary to solve Eq. (23) numerically.

A series solution for Eqs. (1) and (6) is

$$\phi = \phi_0 \left[1 - 3 \frac{M_{Pl}^2}{\phi_0^2} \left(\frac{t}{a_0} \right)^2 + O(4) \right] \quad (34)$$

and

$$a = a_0 \left[1 + \frac{1}{2} \left(\frac{t}{a_0} \right)^2 + O(4) \right]. \quad (35)$$

Substituting Eqs. (34) and (35) and $\tau = t/a_0$ into Eq. (23) gives

$$\frac{\partial^2 \Phi}{\partial \tau^2} - \frac{4}{(2 + \tau^2)\tau} \frac{\partial \Phi}{\partial \tau} - 4 \frac{-n^2 + 5 + 2\tau^2}{(2 + \tau^2)^2} \Phi = 0. \quad (36)$$

As can be seen there is a singularity in the coefficient for $\partial \Phi / \partial \tau$ at $\tau = 0$. This means that it is not possible to numerically integrate Eq. (23) through the bounce. However, we can solve Eq. (36) to give an analytical solution very close to the bounce

$$\begin{aligned} \Phi = (2 + \tau^2)^{-N} & \\ \{ C_5 F(-N + \frac{1}{4}(-1 + \sqrt{33}), -N - \frac{1}{4}(1 + \sqrt{33}), -\frac{1}{2}, -\frac{1}{2}\tau^2) & \\ + C_6 \tau^3 F(-N + \frac{1}{4}(5 - \sqrt{33}), -N + \frac{1}{4}(5 + \sqrt{33}), \frac{5}{2}, -\frac{1}{2}\tau^2) \} & \end{aligned} \quad (37)$$

where $F(\cdot)$ is the hyper-geometric function, $N = \sqrt{(n^2 - 1)/2}$ and C_5 and C_6 are integration constants. A series approximation can be used to evaluate Eq. (37) around the origin

$$\Phi = C_{\text{even}} \Phi_{\text{even}} + C_{\text{odd}} \Phi_{\text{odd}} \quad (38)$$

where C_{even} and C_{odd} are integration constants and

$$\Phi_{\text{even}} = \frac{1}{2}(n^2 - 5) \left(\frac{t}{a_0} \right)^2 + 1 + O(4) \quad (39)$$

and

$$\Phi_{\text{odd}} = \left(\frac{t}{a_0} \right)^3 + O(5). \quad (40)$$

Eqs. (38), (39) and (40) can then be used to generate initial conditions on either side of the bounce for an adaptive step-length Runge-Kutta numerical integration routine [24]. We set these initial conditions for the numerical simulation at $t/a_0 = \pm 10^{-4}$. The relative accuracy for the Runge-Kutta routine was set to 10^{-14} . The numerical results were found to be insensitive to the precise values used.

The parameters used for the simulations were $\phi_0 = -50M_{Pl}$ and $m = 10^{-6}M_{Pl}$. As the system of equations Eqs. (1), (6) and (23) only depends on m through the combination mt , changing m will just change the scaling of time. As can be seen from Eqs. (25), (27) and (28), around the bounce the only dependence of ϕ_0 is through the dependence on a_0 , see Eq. (8). So around the bounce changing ϕ_0 will just change the time scale of the problem. From Eqs. (13), (19), (20) and (29), it can be seen that increasing ϕ_0 will mainly effect the time scale through its effect on a_0 (Eq. (8)) if $\phi_0 \gg M_{Pl}$.

The only other parameters that need to be specified are the initial values for Φ and $\dot{\Phi}$. The numerical solution for these can be found by choosing C_{even} and C_{odd} in Eq. (38) so that the numerical extrapolation has the required values of Φ and $\dot{\Phi}$ at the initial time. This technique is known as *shooting* [24].

Figure 2 shows a plot of Φ for the wave-number corresponding to $n = 3$. The decaying mode in the collapsing phase and the growing mode in the expanding phase was evaluated by matching Eq. (29) at the initial and final times.

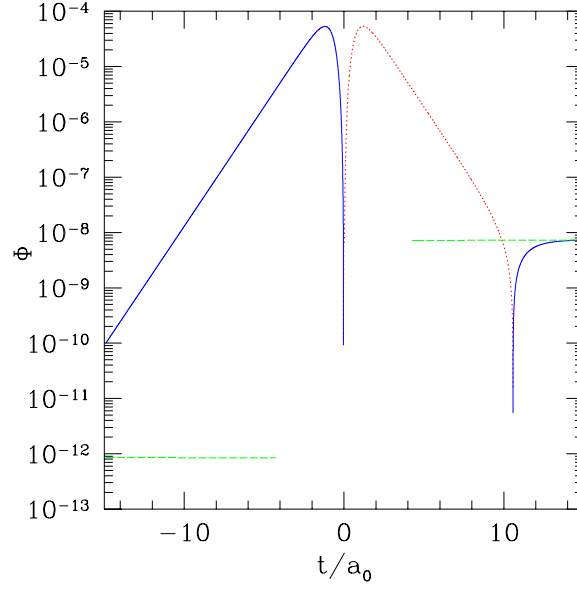


FIG. 2. A plot of the absolute value of the zero shear curvature perturbation Φ for the wave number corresponding to $n = 3$. The solid lines are for positive Φ and the dotted line is for where Φ is negative. The collapsing phase decaying mode and expanding phase growing mode (Eq. (29)) are plotted as dashed lines.

As can be seen from Eqs. (38), (39) and (40), Φ and its first and second time derivatives are finite at $t = 0$. This shows that there are initial conditions that lead to linear perturbations around the bounce [6,15].

Figures 3 and 4 show examples of numerical solutions and the bounce approximation, Eq. (27), for small and large wave numbers. In Figure 4, the initial conditions are set so that there is a dominant decaying mode before the bounce. Here the bounce approximation is seen to do well even for $|t| \gtrsim a_0$.

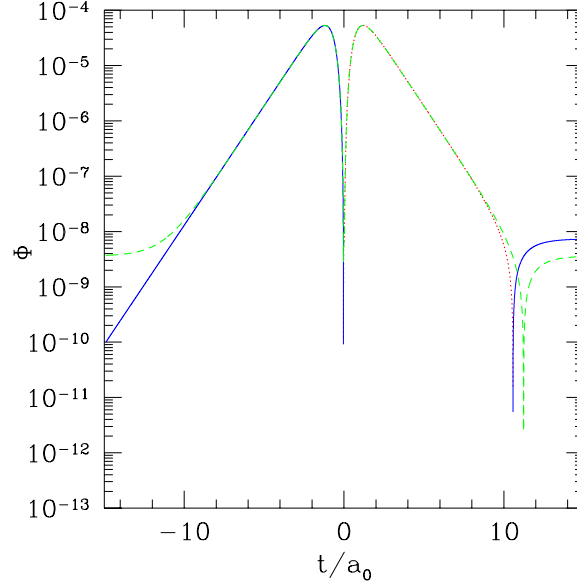


FIG. 3. A plot of the absolute value of the zero shear curvature perturbation (Φ) and its approximation around the bounce, Eq. (27), for $n = 3$. The solid lines are for positive Φ and the dotted line is for where Φ is negative. The absolute value of the approximation is plotted as a dashed line.

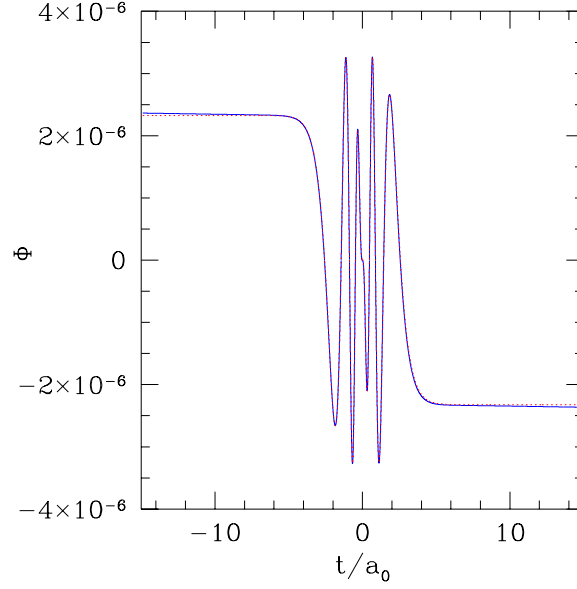


FIG. 4. A plot of Φ (solid line) and its approximation using Eq. (27) (dotted line) for $n = 10$.

V. COMOVING CURVATURE

In inflation, the use of the curvature on constant density hyper-surfaces (ζ) [25] or the curvature on comoving hyper-surfaces (\mathcal{R}) [26] is very useful because in an expanding flat Universe with no decaying mode or entropy perturbation they are constant on scales larger than the Hubble horizon ($1/H$). We will be examining whether this can be used for the present model.

The comoving curvature perturbation for any background curvature (K) is [27]

$$\mathcal{R} = \Psi + 2M_{Pl}^2 H \frac{H\Phi + \dot{\Psi}}{\rho + p} \quad (41)$$

where for a scalar field $\Psi = \Phi$. Note that the formula for the comoving curvature giving in Mukhanov et. al. [21] (denoted ζ there) only applies for the flat case ($K = 0$).

Using Eqs. (34), (35), (38), (39) and (40) in Eq. (41) gives

$$\mathcal{R}(0) = C_{\text{even}}(2n^2 - 7) \quad (42)$$

which shows that \mathcal{R} is finite at the bounce.

Using Eqs. (2), (3), (4), (13), (19) and (29) into Eq. (41) gives

$$R(|t| \gg 1) \approx C_4. \quad (43)$$

This equation can be used to write Eq. (29) as

$$\Phi(|t| \gg a_0) \approx C_3 \frac{H}{a} + \mathcal{R}(t) [1 - \sqrt{\pi} \psi \text{erfcx}(\psi)]. \quad (44)$$

The even and odd modes obtained from the numerical solution in Section IV can be decomposed into growing and decaying parts as in Eqs. (29), (32) and (33)

$$\Phi_{\text{even}} \approx \begin{cases} C_{\text{even,grow}}^- H/a + \mathcal{R}_{\text{even}}(t_i) (1 - \sqrt{\pi} \psi \text{erfcx}(\psi)), & t \ll -a_0 \\ C_{\text{even,decay}}^+ H/a + \mathcal{R}_{\text{even}}(t_f) (1 - \sqrt{\pi} \psi \text{erfcx}(\psi)), & t \gg a_0 \end{cases} \quad (45)$$

where $t_i \ll -a_0$ and $t_f \gg a_0$ are the initial and final times. A similar equation holds for Φ_{odd} . Therefore an initially pure growing mode in the collapsing phase could be constructed as follows

$$\Phi_{\text{grow-}} = \frac{\Phi_{\text{even}}}{\mathcal{R}_{\text{even}}(t_i)} - \frac{\Phi_{\text{odd}}}{\mathcal{R}_{\text{odd}}(t_i)} \quad (46)$$

Using Eq. (45) and its odd counter-part, Eq. (46) becomes

$$\Phi_{\text{grow-}} = \frac{H}{a} \left(\frac{C_{\text{even,grow}}^-}{\mathcal{R}_{\text{even}}(t_i)} - \frac{C_{\text{odd,grow}}^-}{\mathcal{R}_{\text{odd}}(t_i)} \right). \quad (47)$$

Substituting Eq. (46) into Eq. (41) gives

$$\mathcal{R}_{\text{grow-}} = \frac{\mathcal{R}_{\text{even}}}{\mathcal{R}_{\text{even}}(t_i)} - \frac{\mathcal{R}_{\text{odd}}}{\mathcal{R}_{\text{odd}}(t_i)}. \quad (48)$$

Figure 5 shows a plot of the various quantities in Eq. (48), where t_i is taken as the minimum time in the figure.

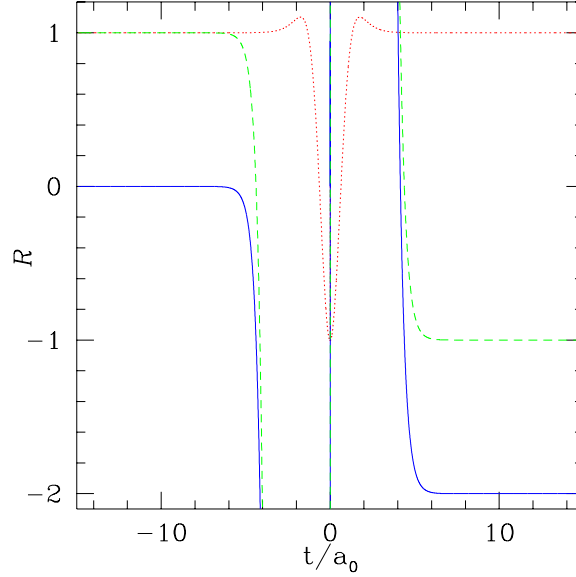


FIG. 5. A plot of the comoving curvature perturbation \mathcal{R} . The initially pure growing mode as constructed in Eq. (48) is the solid line. The normalised (as in Eq. (48)) even (dotted line) and odd (dashed line) are also displayed.

As can be seen, it would only be possible to get a zero comoving curvature in the collapsing case going to a zero comoving curvature in the expanding case if one or both of $\mathcal{R}_{\text{even}}$ and \mathcal{R}_{odd} went to zero away from the bounce. This shows that, for this model, a zero ingoing \mathcal{R} (pure growing mode) does not lead to a zero outgoing \mathcal{R} (pure decaying mode).

We can go beyond the large scale approximation by differentiating Eq. (41) with respect to time, then substituting for $\ddot{\Phi}$ using Eq. (23) and finally inserting the slow-roll approximations Eqs. (13), (19) and (20) to give

$$\dot{\mathcal{R}} = -\frac{1}{2}\text{sign}(t)a_0 \left(\frac{\phi_0}{M_{Pl}} \right)^2 \frac{n^2 - 5}{a^2} \Phi. \quad (49)$$

It is the $\Phi \propto H/a$ mode which causes \mathcal{R} to vary. So assuming this is the dominant mode gives

$$\dot{\mathcal{R}} = -\frac{1}{2}\text{sign}(t)a_0 \left(\frac{\phi_0}{M_{Pl}} \right)^2 \frac{n^2 - 5}{a^2} C_3 \frac{H}{a} \quad (50)$$

where C_3 is the integration constant in Eq. (29). In order to quantify when \mathcal{R} varies, we look at whether there is a significant relative change in \mathcal{R} in one Hubble time which is approximately given by the time when

$$\left| \frac{1}{H} \frac{\dot{\mathcal{R}}}{\mathcal{R}} \right| \geq 1. \quad (51)$$

Using Eqs. (43), (50) and (51) and solving for t gives

$$\left| \frac{t}{a_0} \right| \leq \frac{1}{2} \frac{\phi_0}{M_{Pl}} \left(\frac{\phi_0}{M_{Pl}} + \frac{1}{3} \sqrt{9 \frac{\phi_0^2}{M_{Pl}^2} + 12 \ln \left(\frac{1}{4} \frac{M_{Pl}^2}{\phi_0^2} \frac{a_0^2}{n^2 - 5} \left| \frac{C_4}{C_3} \right| \right)} \right) \quad (52)$$

By matching the slow-roll solution Eq. (29) and its first time derivative to the numerical solution in Figure 2, the values of C_3 and C_4 can be estimated for the collapsing and expanding phases. For the collapsing phase the matching is done at the initial time and for the expanding phase it is done at the final time. This way the accuracy of the slow-roll solution can be assured.

The estimated values for C_3 and C_4 for the collapsing and expanding phases can then be substituted into Eq. (52) to provide estimates for when \mathcal{R} changes. These are plotted in Figure 6 along with the solution for \mathcal{R} using Eq. (41) and the numerical results show in Figure 2. As can be seen the estimates using Eq. (52) accurately predict when \mathcal{R} changes. This can happen while the wavelength of the mode is still much larger than the Hubble horizon.

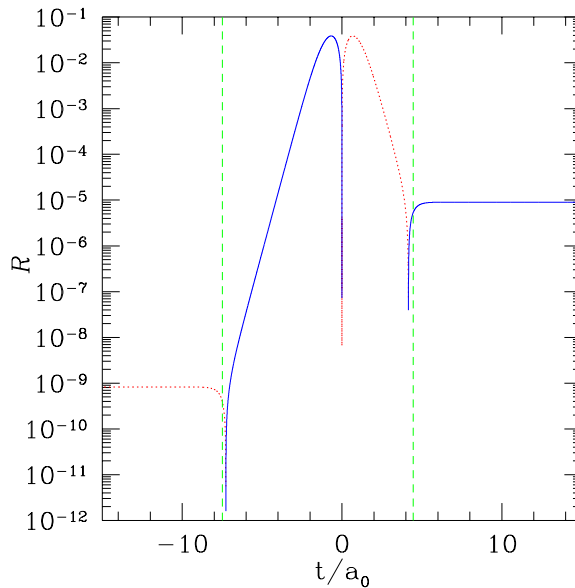


FIG. 6. A plot of the absolute value of the comoving curvature perturbation (\mathcal{R}) corresponding to the zero shear curvature perturbation (Φ) in Figure 2 which was for $n = 3$. The solid line is positive values of \mathcal{R} and the dotted line is negative values. The vertical dashed lines enclose the time domain in which \mathcal{R} is expected to vary according to Eq. (52).

VI. CONCLUSION

In this article we have examined the way perturbations evolve across a bounce in a scalar field dominated closed Universe. The background model naturally bounces without violating General Relativity or the Weak Energy Condition. Analytical approximations were found for the background and perturbations. The perturbation approximations were found to work well around the bounce $|t| \lesssim a_0$ and away from the bounce in the slow-roll regime $|t| \gtrsim a_0$. However the overlap between the approximations was not sufficient to use the analytical approximations alone for arbitrary initial conditions. But they were useful in checking and interpreting the analytical solutions. The numerical solutions were complicated by the ordinary differential equation for Φ having a singular coefficient at the bounce. Thus a Taylor approximation had to be used around the bounce and shooting methods used to obtain the numerical solution for particular initial conditions for a wider domain. The Taylor expansion around the bounce could also be used to show that the perturbations and their first and second time derivatives are finite at the bounce and so non-linearities in the Einstein tensor are not inevitable, but depend on the choice of initial conditions.

It was shown that, for this model, a pure ingoing growing mode ($\mathcal{R}^- = 0$) did not lead to a pure outgoing decaying mode ($\mathcal{R}^+ = 0$). A formula predicting when \mathcal{R} starts to vary was given.

This model shows that in general the dynamics of the bounce need to be taken into account when evaluating how perturbations change across a bounce.

Acknowledgements We would like to thank M. Bucher, D. Lyth and D. Wands for helpful discussions. This research is funded by PPARC (UK).

- [1] J. Khoury, B. A. Ovrut, P. J. Steinhardt and N. Turok, Phys. Rev. D **64**, 123522 (2001) [arXiv:hep-th/0103239]; J. Khoury, B. A. Ovrut, N. Seiberg, P. J. Steinhardt and N. Turok, Phys. Rev. D **65**, 086007 (2002) [arXiv:hep-th/0108187].
- [2] P. J. Steinhardt and N. Turok, *Science*, May 24, 2002: 1436; arXiv:hep-th/0111030, P. J. Steinhardt and N. Turok, arXiv:hep-th/0111098, Phys. Rev. D, in press (2002).
- [3] G. Veneziano, Phys. Lett. B **265**, 287 (1991); M. Gasperini and G. Veneziano, Astropart. Phys. **1**, 317 (1993); for reviews see G. Veneziano, hep-th/0002094 and J. E. Lidsey, D. Wands and E. J. Copeland, Phys. Rept. **337**, 343 (2000).
- [4] J. Khoury, B. A. Ovrut, P. J. Steinhardt and N. Turok, Phys. Rev. D, in press (2002), arXiv:hep-th/0109050.
- [5] D. H. Lyth, Phys. Lett. B **524**, 1 (2002) [arXiv:hep-ph/0106153]; R. Brandenberger and F. Finelli, JHEP **0111**, 056 (2001) [arXiv:hep-th/0109004]; F. Finelli and R. Brandenberger, Phys. Rev. D **65**, 103522 (2002) [arXiv:hep-th/0112249]. J. C. Hwang, Phys. Rev. D **65**, 063514 (2002) [arXiv:astro-ph/0109045]. S. Tsujikawa, Phys. Lett. B **526**, 179 (2002) [arXiv:gr-qc/0110124]. J. Martin, P. Peter, N. Pinto Neto and D. J. Schwarz, arXiv:hep-th/0112128; J. Martin, P. Peter, N. Pinto-Neto and D. J. Schwarz, arXiv:hep-th/0204222; P. Peter, J. Martin, N. Pinto-Neto and D. J. Schwarz, arXiv:hep-th/0204227; J. Hwang and H. Noh, arXiv:hep-th/0203193.
- [6] D. H. Lyth, Phys. Lett. B **526**, 173 (2002) [arXiv:hep-ph/0110007];
- [7] E. Schrödinger, Comment. Vatican. Acad. **2**, 321 (1938).
- [8] L. Parker and S. A. Fulling, Phys. Rev. D **7** (1973) 2357; A. Starobinsky, Pisma v Astron. J. **4**, 155 (1978);
- [9] J. B. Hartle and S. W. Hawking, Phys. Rev. D **28**, 2960 (1983). S. W. Hawking and J. C. Luttrell, Nucl. Phys. B **247**, 250 (1984).
- [10] S. Gratton, A. Lewis and N. Turok, astro-ph/0111012, Phys. Rev. D **65** (2002) 043513.
- [11] J. D. Barrow and R. A. Matzner, Phys. Rev. D **21**, 336 (1980); H. J. Schmidt, Astron. Nachr. **311**, 99 (1990) [arXiv:gr-qc/0108087]; N. J. Cornish and E. P. Shellard, Phys. Rev. Lett. **81**, 3571 (1998) [arXiv:gr-qc/9708046].
- [12] J. C. Hwang and H. Noh, arXiv:astro-ph/0112079.
- [13] R. Durrer and F. Vernizzi, arXiv:hep-ph/0203275.
- [14] A. Notari and A. Riotto, arXiv:hep-th/0205019.
- [15] P. Peter and N. Pinto-Neto, Phys. Rev. D **65**, 023513 (2002) [arXiv:gr-qc/0109038].
- [16] P. Peter and N. Pinto-Neto, arXiv:hep-th/0203013.
- [17] A. J. Tolley and N. Turok, arXiv:hep-th/0204091.
- [18] V. Balasubramanian, S.F. Hassan, E. Keski-Vakkuri, A. Naqvi, hep-th/0202187; N. Nekrasov, hep-th/0203112; L. Cornalba and M.S. Costa, hep-th/0203031; H. Liu, G. Moore and N. Seiberg, hep-th/0204168; S. Elitzur, A. Givon, D. Kutasov and E. Rabinovici, hep-th/0204189; S. Kachru, L. McAllister arXiv:hep-th/0205209; S. Mukherji and M. Peloso, arXiv:hep-th/0205180; A. J. Medved, arXiv:hep-th/0205037; B. Craps, D. Kutasov, G. Rajesh, hep-th/0205101.
- [19] A. R. Liddle and D. H. Lyth, *Cambridge, UK: Univ. Pr. (2000) 400 p.*
- [20] J. M. Bardeen, Phys. Rev. D **22**, 1882 (1980).
- [21] V. F. Mukhanov, H. A. Feldman and R. H. Brandenberger, Phys. Rept. **215**, 203 (1992).
- [22] M. Bucher, A. S. Goldhaber and N. Turok, Phys. Rev. D **52**, 3314 (1995) [arXiv:hep-ph/9411206].
- [23] L. F. Abbott and R. K. Schaefer, Astrophys. J. **308**, 546 (1986).
- [24] W. H. Press, S. A. Teukolsky, T. Vetterling and B. P. Flannery, *Cambridge, UK: Univ. Pr. (1992) 994 p.*
- [25] J. M. Bardeen, P. J. Steinhardt and M. S. Turner, Phys. Rev. D **28**, 679 (1983).
- [26] D. H. Lyth, Phys. Rev. D **31**, 1792 (1985).
- [27] K. A. Malik, arXiv:astro-ph/0101563.