

## Coupled Models $WD_3^{(p)}$ . Their Fixed Points

Vladimir S. Dotsenko, Xuan Son Nguyen and Raoul Santachiara

*LPTHE*<sup>1</sup>,

*Université Pierre et Marie Curie, PARIS VI*

*Université Denis Diderot, PARIS VII*

*Boîte 126, Tour 16, 1<sup>er</sup> étage*

*4 place Jussieu, F-75252 Paris CEDEX 05, FRANCE*

### ABSTRACT

$N$  conformal theory models  $WD_3^{(p)}$  coupled locally by their energy operators are analyzed by means of a perturbative renormalization group. New non-trivial fixed points are found.

---

<sup>1</sup>Unité Mixte de Recherche CNRS UMR 7589.

In the continuum limit the model  $WD_n$  could be defined as:

$$A = \int d^2x \left\{ \sum_{a=1}^n \partial \vec{\varphi} \bar{\partial} \vec{\varphi} + \sum_{a=1}^n (e^{i\vec{\alpha}_a^+ \vec{\alpha}} + e^{i\vec{\alpha}_a^- \vec{\varphi}}) \right\} \quad (1)$$

$$\vec{\varphi} = \{\varphi_1, \varphi_2, \dots, \varphi_n\}, n = 3, 4, 5, \dots \quad (2)$$

$\{\vec{\alpha}_a^\pm\}$  are simple roots of the algebra  $D_n$ .

In this class of models find themselves:

- Toda models
- Loop models, still to be found.

Corresponding conformal theory, which is based on  $WD_n$ , chiral algebra, has been found by V.Fateev and S.Lukyanov [1]. The theory contains minimal models:

$$M_p \sim WD_n^{(p)} \quad (3)$$

with the central charge:

$$c_p = n \left( 1 - \frac{(2n-1)(2n-2)}{p(p+1)} \right), \quad (4)$$

$$p = 2n-1, 2n, 2n+1, \dots \infty \quad (5)$$

The most simple model in this class is  $WD_3$ ,

$$\vec{\varphi} = \{\varphi_1, \varphi_2, \varphi_3\} \quad (6)$$

- Coulomb gas of a 3-component field  $\vec{\varphi}$ ;
- Minimal models:

$$WD_3^{(p)}, p = 5, 6, 7, \dots \infty \quad (7)$$

with the geometry of screening operators in (1) given in Fig.1.

The model which is close, in a sense, to  $WD_3$  is the loop model of Jacobsen and Kondev [2]. Its 3-component Coulomb gas has the geometry of screenings given in Fig.2.

The energy operator of  $WD_3^{(p)}$ .

The model contains the degenerate representations, the operators:

$$V_{\vec{\beta}} = e^{i\vec{\beta}\vec{\varphi}} \quad (8)$$

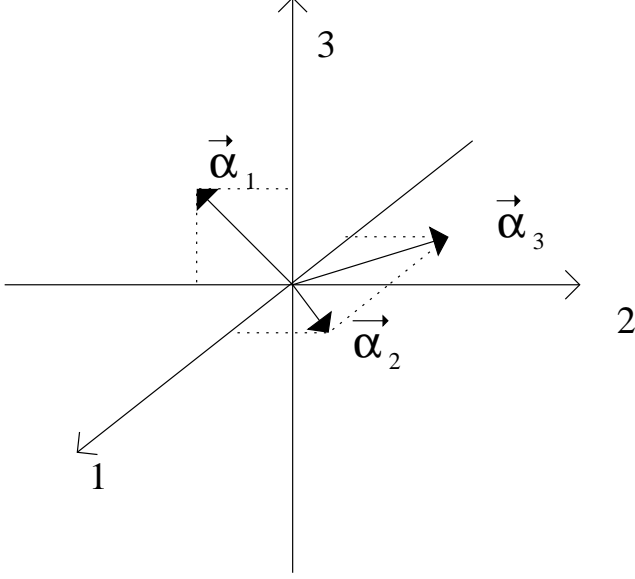


Figure 1: Screening operators geometry for  $WD_3^{(p)}$

with

$$\vec{\beta} = \vec{\beta}_{(n'_1, n_1)(n'_2, n_2)(n'_3, n_3)} = \sum_{a=1}^3 \left( \frac{1-n'_a}{2} \alpha_- + \frac{1-n_a}{2} \alpha_+ \right) \vec{\omega}_a \quad (9)$$

$$\alpha_{\pm} : \quad \vec{\alpha}_a^{\pm} = \alpha_{\pm} \vec{e}_a, \quad |\vec{e}_a| = 1 \quad (10)$$

For  $WD_3^{(p)}$ ,

$$\alpha_+^2 = (\alpha_-)^{-2} = \frac{1+p}{p} \quad (11)$$

$$\vec{\omega}_a : \quad \vec{e}_a \vec{\omega}_b = \delta_{ab} \quad (12)$$

The conformal dimensions of these operators are given by the formula:

$$\Delta_{(n'_1, n_1)(n'_2, n_2)(n'_3, n_3)} = \vec{\beta}_{(\dots)}^2 - 2\vec{\alpha}_0 \vec{\beta}_{(\dots)} \quad (13)$$

where

$$2\vec{\alpha}_0 = (\alpha_+ + \alpha_-) \sum_{a=1}^3 \vec{\omega}_a \quad (14)$$

With this formula one finds that the most relevant operator in the neutral sector (the operators (8) with  $\vec{\beta}$  belonging to the plane 2,3 in Fig.1) corresponds to  $\vec{\beta}_{(2,1)(1,1)(1,1)}$ . It is natural to identify it with an energy operator of the model:

$$\varepsilon \sim V_{\vec{\beta}}, \quad \vec{\beta} = \vec{\beta}_{(2,1)(1,1)(1,1)} \quad (15)$$

One finds:

$$\Delta_{\varepsilon} = \Delta_{(2,1)(1,1)(1,1)} = \frac{5}{2} \alpha_-^2 - 2 \quad (16)$$

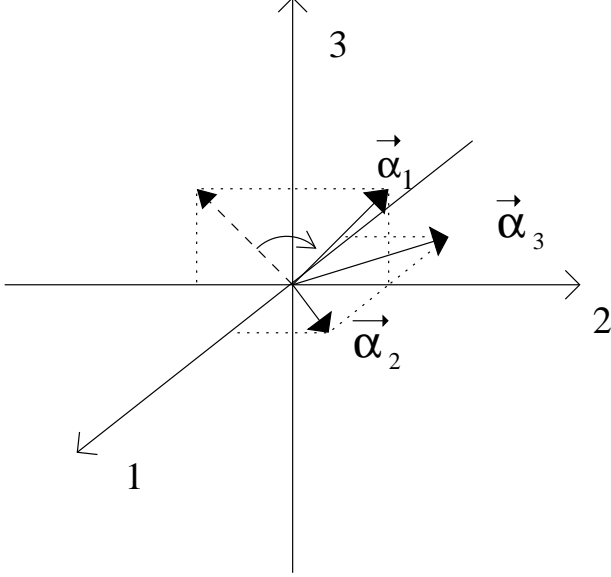


Figure 2: Screening operators geometry for the loop model of Jacobsen and Kondev

With  $\alpha_-^2 = p/(p+1)$ , eq.(11),

$$\Delta_\epsilon = \frac{1}{2} - \frac{5}{2}\epsilon \quad (17)$$

where we have defined a parameter:

$$\epsilon = \frac{1}{p+1} \quad (18)$$

The physical dimension of the operator  $\varepsilon$  (conformal dimension doubled) is:

$$\Delta_\epsilon^{ph} = 1 - 5\epsilon \quad (19)$$

$N$  coupled models  $WD_3^{(p)}$ ,  $p \gg 1$ .

$$A = \sum_1^N A_0 + g \int d^2x \sum_{a \neq b}^N \varepsilon_a(x) \varepsilon_b(x) \quad (20)$$

– the interaction term is slightly relevant, in the case of  $p \gg 1$ ,  $\epsilon \ll 1$ , eq.(19). The theory is accessible for the analysis by a perturbative RG. One find a phase diagramm which is fairly interesting.

Important observation:

$$\varepsilon(x)\varepsilon(x') = \frac{1}{|x-x'|^{2\Delta_\epsilon}} + \frac{D_{\epsilon\epsilon}^\Phi}{|x-x'|^{2\Delta_\epsilon-\Delta_\Phi}}\Phi(x') + \dots \quad (21)$$

$$\Delta_\Phi = 2 - B\epsilon \quad (22)$$

$B$  is a numerical constant. This operator algebra implies that another slightly relevant perturbation will be generated by the RG. The initial action, eq.(20), is unstable w.r.t. RG evolution. The generalized action, which is stable (renormalizable), is:

$$A = \sum_1^N A_0 + g \int d^2x \sum_{a \neq b}^N \varepsilon_a(x) \varepsilon_b(x) + \lambda \int d^2x \sum_{a=1}^N \Phi_a(x) \quad (23)$$

Model with disorder,  $N \rightarrow 0$ .

One finds the following RG flow: Initial conditions  $\{g_0 \neq 0, \lambda_0 = 0\} \Rightarrow$  Fixed point  $\{g^* = 0, \lambda^* \neq 0\}$ , Fig.3.

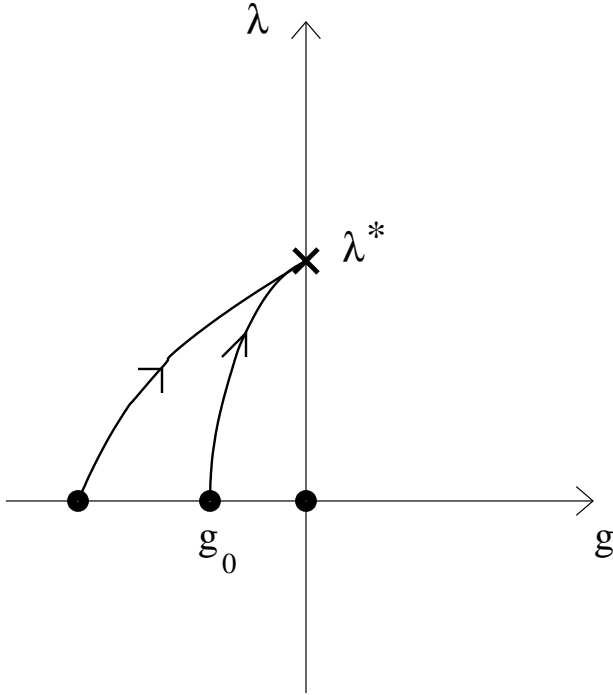


Figure 3: RG flow for the model with disorder

Checking the value of the central charge at the new fixed point one finds that this flow corresponds to:

$$WD_3^{(p)} \text{ with disorder} \Rightarrow WD_3^{(p-1)} \text{ without disorder} \quad (24)$$

The details could be found in the paper [3].

Coupled models,  $N \geq 2$ .

With the RG equations for the generalized action in eq.(23) one finds the flows shown in Fig.4 [3]. There are 3 fixed points, in addition to the trivial one  $g = \lambda = 0$ : 1.

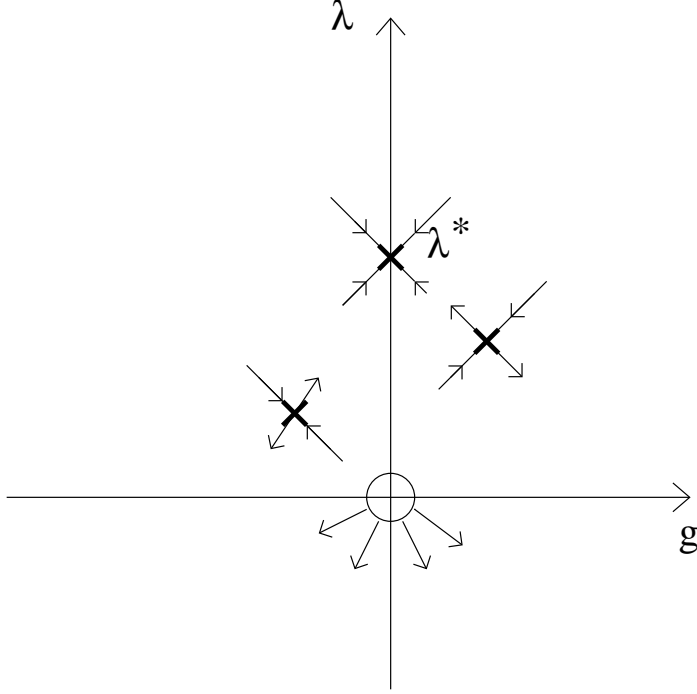


Figure 4: RG flows for the  $N$  coupled models

$$\lambda^* \neq 0, \quad g^* = 0$$

$$2. \lambda_1^*, \quad g_1^* \neq 0$$

$$3. \lambda_2^*, \quad g_2^* \neq 0$$

Point 1:  $N$  decoupled models  $WD_3^{(p-1)}$ .

Pont 2 and 3: the models are coupled. The symmetry of the critical theories at these points is  $S_3$ . The corresponding conformal theory is unknown.

#### Passing in the vicinity of the point 3.

When the initial values of the couplings are chosen appropriately, the RG flow makes first the couplings to approach the point 3, Fig.5, and then, if the point is slightly missed to the right, the flow takes finally the couplings to the point 1. The evolution of the effective central charge ( $C$  function of A.Zamolodchikov) along this flow is shown in Fig.6. One observes three plateaux, signaling presence of three fixed points which are being visited successively, Fig.6. This behaviour is reminiscent of the staircase model, studied by Al.B Zamolodchikov [4].

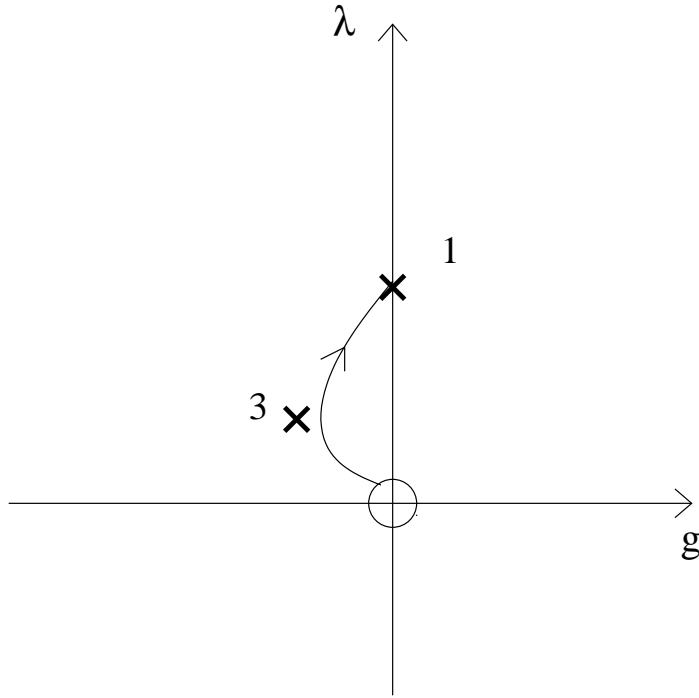


Figure 5: RG flow in the vicinity of the new fixed point

## References

- [1] S.L.Lukyanov and V.A.Fateev, Sov. Sci. Rev. A Phys. **15** (1990) 1-117.
- [2] J. L. Jacobsen and J. Kondev, Nucl. Phys. B **532** [FS], 635 (1998).
- [3] Vl. S. Dotsenko, X. S. Nguyen and R. Santachiara, hep-th/0104197, Nucl.Phys.B, in print.
- [4] Resonance Factorized Scattering and Roaming Trajectories, ENS- LPS 335 (1991)

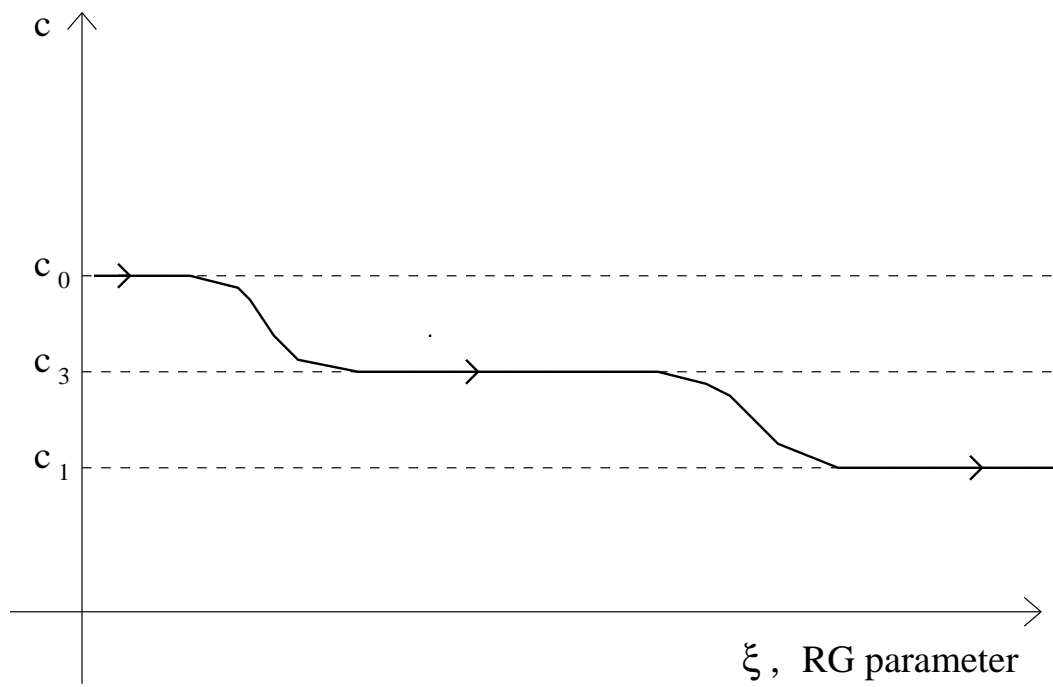


Figure 6: Evolution of the central charge along the RG flow