

Stepwise Projection: Toward Brane Setups for Generic Orbifold Singularities

Bo Feng, Amihay Hanany, Yang-Hui He and Nikolaos Prezas *

*Center for Theoretical Physics,
Massachusetts Institute of Technology,
Cambridge, MA 02139, USA.*
fengb, hanany, yhe, prezas@ctp.mit.edu

ABSTRACT: The construction of brane setups for the exceptional series $E_{6,7,8}$ of $SU(2)$ orbifolds remains an ever-haunting conundrum. Motivated by techniques in some works by Muto on non-Abelian $SU(3)$ orbifolds, we here provide an algorithmic outlook, a method which we call stepwise projection, that may shed some light on this puzzle. We exemplify this method, consisting of transformation rules for obtaining complex quivers and brane setups from more elementary ones, to the cases of the D -series and E_6 finite subgroups of $SU(2)$. Furthermore, we demonstrate the generality of the stepwise procedure by appealing to Frøbenius' theory of Induced Representations. Our algorithm suggests the existence of generalisations of the orientifold plane in string theory.

KEYWORDS: Brane setups, non-Abelian Orbifolds, Induced Representations, Orientifolds.

*Research supported in part by the Reed Fund Award, the CTP and the LNS of MIT and the U.S. Department of Energy under cooperative research agreement # DE-FC02-94ER40818. A. H. is also supported by an A. P. Sloan Foundation Fellowship and a DOE OJI award.

Contents

1. Introduction	1
2. A Review on Orbifold Projections	3
3. Stepwise Projection	5
3.1 D_k Quivers from A_k Quivers	5
3.2 The E_6 Quiver from D_2	12
3.3 The E_6 Quiver from \mathbb{Z}_6	14
4. Comments and Discussions	14
4.1 A Mathematical Viewpoint	16
4.2 A Physical Viewpoint: Brane Setups?	18
4.2.1 The \mathbb{Z}_2 Action on the Brane Setup	18
4.2.2 The General Action on the Brane Setup?	20

1. Introduction

It is by now a well-known fact that a stack of n parallel coincident D3-branes has on its world-volume, an $\mathcal{N} = 4$, four-dimensional supersymmetric $U(n)$ gauge theory. Placing such a stack at an orbifold singularity of the form $\mathbb{C}^k/\{\Gamma \subset SU(k)\}$ reduces the supersymmetry to $\mathcal{N} = 2, 1$ and 0 , respectively for $k = 2, 3$ and 4 , and the gauge group is broken down to a product of $U(n_i)$'s [1, 2, 5].

Alternatively, one could realize the gauge theory living on D-branes by the so-called Brane Setups [3, 4] (or “Comic Strips” as dubbed by Rabinovici [6]) where D-branes are stretched between NS5-branes and orientifold planes. Since these two methods of orbifold projections and brane setups provide the same gauge theory living on D-branes, there should exist some kind of duality to explain the connection between them.

Indeed, we know now that by T-duality one can map D-branes probing certain classes of orbifolds to brane configurations. For example, the two-dimensional orbifold $\mathbb{C}^2/\{\mathbf{Z}_k \subset SU(2)\}$, also known as an ALE singularity of type A_{k-1} , is mapped into a circle of k NS-branes (the so-called elliptic model) after proper T-duality transformations. Such a mapping is easily generalized to some other cases, such as the three-dimensional orbifold $\mathbb{C}^3/\{\mathbf{Z}_k \times \mathbf{Z}_l \subset SU(3)\}$ being mapped to the so-named Brane Box Model [15, 16] or the four-dimensional case of $\mathbb{C}^4/\{\mathbf{Z}_k \times \mathbf{Z}_l \times \mathbf{Z}_m \subset SU(4)\}$

being mapped to the brane cube model [17]. With the help of orientifold planes, we can T-dualise $\mathbb{C}^2/\{D_k \subset SU(2)\}$ to a brane configuration with ON -planes [18, 19], or $\mathbb{C}^3/\{\mathbb{Z}_k \times D_l \subset SU(3)\}$ to brane-box-like models with ON -planes [9].

A further step was undertaken by Muto [10, 11, 12] where an attempt was made to establish the brane setup which corresponds to the three-dimensional non-Abelian orbifolds $\mathbb{C}^3/\{\Gamma \subset SU(3)\}$ with $\Gamma = \Delta(3n^2)$ and $\Delta(6n^2)$. The key idea was to arrive at these theories by judiciously quotienting the well-known orbifold $\mathbb{C}^3/\{\mathbb{Z}_k \times \mathbb{Z}_l \subset SU(3)\}$ whose brane configuration is the Brane Box Model. In the process of this quotienting, a non-trivial \mathbb{Z}_3 action on the brane box is required. Though mathematically obtaining the quivers of the former from those of the latter seems perfectly sound, such a \mathbb{Z}_3 action appears to be an unfamiliar symmetry in string theory. We shall briefly address this point later.

Now, with the exception of the above list of examples, there have been no other successful brane setups for the myriad of orbifolds in dimension two, three and four. Since we believe that the methods of orbifold projection and brane configurations are equivalent to each other in giving D-brane world-volume gauge theories, finding the T-duality mappings for arbitrary orbifolds is of great interest.

The present work is a small step toward such an aim. In particular, we will present a so-called **stepwise projection** algorithm which attempts to systematize the quotienting idea of Muto, and, as we hope, to give hints on the brane construction of generic orbifolds.

We shall chiefly focus on the orbifold projections by the $SU(2)$ discrete subgroups D_k and E_6 in relation to \mathbb{Z}_n . Thereafter, we shall evoke some theorems on induced representations which justify why our algorithm of stepwise projection should at least work in general mathematically. In particular, we will first demonstrate how the algorithm gives the quiver of D_k from that of \mathbb{Z}_{2k} . We then interpret this mathematical projection physically as precisely the orientifold projection, whereby arriving at the brane setup of D_k from that of \mathbb{Z}_{2k} , both of which are well-known and hence giving us a consistency check.

Next we apply the same idea to E_6 . We find that one can construct its quiver from that of \mathbb{Z}_6 or D_2 by an appropriate \mathbb{Z}_3 action. This is slightly mysterious to us physically as it requires a \mathbb{Z}_3 symmetry in string theory which we could use to quotient out the \mathbb{Z}_6 brane setup; such a symmetry we do not know at this moment. However, in comparison with Muto's work, our \mathbb{Z}_3 action and the \mathbb{Z}_3 investigated by Muto in light of the Δ series of $SU(3)$, hint that there might be some objects in string theory which provide a \mathbb{Z}_3 action, analogous to the orientifold giving a \mathbb{Z}_2 , and which we could use on the known brane setups to establish those yet unknown, such as those corresponding to the orbifolds of the exceptional series.

The organisation of the paper is as follows. In §2 we review the technique of orbifold projections in an explicit matrix language before moving on to §3 to present our stepwise projection algorithm. In particular, §3.1 will demonstrate how to obtain the D_k quiver from the \mathbb{Z}_{2k} quiver, §3.2 and §3.3

will show how to get that of E_6 from those of D_2 and \mathbf{Z}_6 respectively. We finish with comments on the algorithm in §4. We will use induced representation theory in §4.1 to prove the validity of our methods and in §4.2 we will address how the present work may be used as a step toward the illustrious goal of obtaining brane setups for the generic orbifold singularity.

During the preparation of the manuscript, it has come to our attention that independent and variant forms of the method have been in germination [20, 21]; we sincerely hope that our systematic treatment of the procedure may be of some utility thereto.

Nomenclature

Unless otherwise stated we shall adhere to the convention that Γ refers to a discrete subgroup of $SU(n)$ (i.e., a finite collineation group), that $\langle x_1, \dots, x_n \rangle$ is a finite group generated by $\{x_1, \dots, x_n\}$, that $|\Gamma|$ is the order of the group Γ , that D_k is the binary dihedral group of order $4k$, that $E_{6,7,8}$ are the binary exceptional subgroups of $SU(2)$, and that $R_{G(n)}^\bullet(x)$ is a representation of the element $x \in G$ of dimension n with \bullet denoting properties such as regularity, irreducibility, etc., and/or simply a label. Moreover, S^T shall denote the transpose of the matrix S and $A \otimes B$ is the tensor product of matrices A and B with block matrix elements $A_{ij}B$. Finally we frequently use the Pauli matrices $\{\sigma_i, i = 1, 2, 3\}$ as well as $\mathbb{1}_N$ for the $N \times N$ identity matrix. We emphasise here that the notation for the binary groups differs from our other works in the exclusion of \wedge and in the convention for the sub-index of the binary dihedral group.

2. A Review on Orbifold Projections

The general methodology of how the finite group structure of the orbifold projects the gauge theory has been formulated in [5]. The complete lists of two and three dimensional cases have been treated respectively in [1, 2] and [7, 10] as well as the four dimensional case in [8]. For the sake of our forth-coming discussion, we shall not use the nomenclature in [5, 7, 9] where recourse to McKay's Theorem and abstractions to representation theory are taken. Instead, we shall adhere to the notations in [2] and explicitly indicate what physical fields survive the orbifold projection.

Throughout we shall focus on two dimensional orbifolds $\mathbb{C}^2/\{\Gamma \subset SU(2)\}$. The parent theory has an $SU(4) \cong Spin(6)$ R-symmetry from the $\mathcal{N} = 4$ SUSY. The $U(n)$ gauge bosons A_{IJ}^μ with $I, J = 1, \dots, n$ are R-singlets. Furthermore, there are Weyl fermions $\Psi_{IJ}^{i=1,2,3,4}$ in the fundamental $\mathbf{4}$ of $SU(4)$ and scalars $\Phi_{IJ}^{i=1, \dots, 6}$ in the antisymmetric $\mathbf{6}$.

The orbifold imposes a projection condition upon these fields due to the finite group Γ . Let $R_\Gamma^{reg}(g)$ be the regular representation of $g \in \Gamma$, by which we mean

$$R_\Gamma^{reg}(g) := \bigoplus_i \Gamma_i(g) \otimes \mathbb{1}_{\dim(\Gamma_i)}$$

3. Stepwise Projection

Equipped with the clarification of notations of the previous section we shall now illustrate a technique which we shall call **stepwise projection**, originally inspired by [10, 11, 12], who attempted brane realisations of certain non-Abelian orbifolds of \mathbb{C}^3 , an issue to which we shall later turn.

The philosophy of the technique is straight-forward²: say we are given a group $\Gamma_1 = \langle x_1, \dots, x_n \rangle$ with quiver diagram Q_1 and $\Gamma_2 = \langle x_1, \dots, x_{n+1} \rangle \supset \Gamma_1$ with quiver Q_2 , we wish to determine Q_2 from Q_1 by the projection (2.2) by $\{x_1, \dots, x_n\}$ followed by another projection by x_{n+1} .

We now proceed to analyse the well-known examples of the cyclic and binary dihedral quivers under this new light.

3.1 D_k Quivers from A_k Quivers

We shall concern ourselves with orbifold theories of $\mathbb{C}^2/\mathbb{Z}_k$ and \mathbb{C}^2/D_k . Let us first recall that the cyclic group $A_{k-1} \cong \mathbb{Z}_k$ has a single generator

$$\beta_k := \begin{pmatrix} \omega_k & 0 \\ 0 & \omega_k^{-1} \end{pmatrix}, \quad \text{with } \omega_n := e^{\frac{2\pi i}{n}}$$

and that the generators for the binary dihedral group D_k are

$$\beta_{2k} = \begin{pmatrix} \omega_{2k} & 0 \\ 0 & \omega_{2k}^{-1} \end{pmatrix}, \quad \gamma := \begin{pmatrix} 0 & i \\ i & 0 \end{pmatrix}.$$

We further recall from [9] that $D_k/\mathbb{Z}_{2k} \cong \mathbb{Z}_2$.

Now all irreps for \mathbb{Z}_k are 1-dimensional (the k^{th} roots of unity), and (2.1) for the generator reads

$$R_{\mathbb{Z}_k}^{\text{reg}}(\beta_k) = \begin{pmatrix} 1 & 0 & 0 & 0 & 0 \\ 0 & \omega_k & 0 & 0 & 0 \\ 0 & 0 & \omega_k^2 & 0 & 0 \\ 0 & 0 & 0 & \ddots & 0 \\ 0 & 0 & 0 & 0 & \omega_k^{k-1} \end{pmatrix}.$$

²A recent work [21] appeared during the final preparations of this draft; it beautifully addresses issues along a similar vein. In particular, cases where Γ_1 is normal in Γ_2 are discussed in detail. However, our stepwise method is not restricted by normality.

On the other hand, D_k has 1 and 2-dimensional irreps and (2.1) for the two generators become

$$R_{D_k}^{reg}(\beta_{2k}) = \begin{pmatrix} \begin{pmatrix} 1 & 0 \\ 0 & -1 \end{pmatrix} & 0 & 0 & 0 & 0 & 0 & 0 \\ 0 & \begin{pmatrix} 1 & 0 \\ 0 & -1 \end{pmatrix} & 0 & 0 & 0 & 0 & 0 \\ 0 & 0 & \begin{pmatrix} \omega_{2k} & 0 \\ 0 & \omega_{2k}^{-1} \end{pmatrix} & 0 & 0 & 0 & 0 \\ 0 & 0 & 0 & \begin{pmatrix} \omega_{2k} & 0 \\ 0 & \omega_{2k}^{-1} \end{pmatrix} & 0 & 0 & 0 \\ \vdots & \vdots & \vdots & \vdots & \ddots & \vdots & \vdots \\ 0 & 0 & 0 & 0 & 0 & \begin{pmatrix} \omega_{2k}^{k-1} & 0 \\ 0 & \omega_{2k}^{-(k-1)} \end{pmatrix} & 0 \\ 0 & 0 & 0 & 0 & 0 & 0 & \begin{pmatrix} \omega_{2k}^{k-1} & 0 \\ 0 & \omega_{2k}^{-(k-1)} \end{pmatrix} \end{pmatrix}$$

and

$$R_{D_k}^{reg}(\gamma) = \begin{pmatrix} \begin{pmatrix} 1 & 0 \\ 0 & i^{k \bmod 2} \end{pmatrix} & 0 & 0 & 0 & 0 & 0 & 0 \\ 0 & \begin{pmatrix} -1 & 0 \\ 0 & -i^{k \bmod 2} \end{pmatrix} & 0 & 0 & 0 & 0 & 0 \\ 0 & 0 & \begin{pmatrix} 0 & i \\ i & 0 \end{pmatrix} & 0 & 0 & 0 & 0 \\ 0 & 0 & 0 & \begin{pmatrix} 0 & i \\ i & 0 \end{pmatrix} & 0 & 0 & 0 \\ \vdots & \vdots & \vdots & \vdots & \ddots & \vdots & \vdots \\ 0 & 0 & 0 & 0 & 0 & \begin{pmatrix} 0 & i^{k-1} \\ i^{k-1} & 0 \end{pmatrix} & 0 \\ 0 & 0 & 0 & 0 & 0 & 0 & \begin{pmatrix} 0 & i^{k-1} \\ i^{k-1} & 0 \end{pmatrix} \end{pmatrix}.$$

In order to see the structural similarities between the regular representation of β_{2k} in $\Gamma_1 = \mathbb{Z}_{2k}$ and $\Gamma_2 = D_k$, we need to perform a change of basis. We do so such that each pair (say the j^{th}) of the 2-dimensional irreps of D_2 becomes as follows:

$$\Gamma^{(2)}(\beta_{2k}) = \begin{pmatrix} \begin{pmatrix} \omega_{2k}^j & 0 \\ 0 & \omega_{2k}^{-j} \end{pmatrix} & 0 \\ 0 & \begin{pmatrix} \omega_{2k}^j & 0 \\ 0 & \omega_{2k}^{-j} \end{pmatrix} \end{pmatrix} \rightarrow \begin{pmatrix} \omega_{2k}^j \begin{pmatrix} 1 & 0 \\ 0 & 1 \end{pmatrix} & 0 \\ 0 & \omega_{2k}^{-j} \begin{pmatrix} 1 & 0 \\ 0 & 1 \end{pmatrix} \end{pmatrix}$$

where $j = 1, 2, \dots, k-1$. In this basis, the 2-dimensionals of γ become

$$\Gamma^{(2)}(\gamma) = \begin{pmatrix} \begin{pmatrix} 0 & i^j \\ i^j & 0 \end{pmatrix} & 0 \\ 0 & \begin{pmatrix} 0 & i^j \\ i^j & 0 \end{pmatrix} \end{pmatrix} \rightarrow \begin{pmatrix} 0 & i^j \begin{pmatrix} 1 & 0 \\ 0 & 1 \end{pmatrix} \\ i^j \begin{pmatrix} 1 & 0 \\ 0 & 1 \end{pmatrix} & 0 \end{pmatrix}.$$

Now for the 1-dimensionals, we also permute the basis:

$$\Gamma^{(1)}(\beta_{2k}) = \begin{pmatrix} 1 & 0 & 0 & 0 \\ 0 & -1 & 0 & 0 \\ 0 & 0 & 1 & 0 \\ 0 & 0 & 0 & -1 \end{pmatrix} \rightarrow \begin{pmatrix} 1 & 0 & 0 & 0 \\ 0 & 1 & 0 & 0 \\ 0 & 0 & -1 & 0 \\ 0 & 0 & 0 & -1 \end{pmatrix} \quad \Gamma^{(1)}(\gamma) = \begin{pmatrix} 1 & 0 & 0 & 0 \\ 0 & i^{k \bmod 2} & 0 & 0 \\ 0 & 0 & -1 & 0 \\ 0 & 0 & 0 & -i^{k \bmod 2} \end{pmatrix} \rightarrow \begin{pmatrix} 1 & 0 & 0 & 0 \\ 0 & -1 & 0 & 0 \\ 0 & 0 & i^{k \bmod 2} & 0 \\ 0 & 0 & 0 & -i^{k \bmod 2} \end{pmatrix}.$$

Therefore, we have

$$R_{D_k}^{reg}(\beta_{2k}) = \begin{pmatrix} 1 & 0 & 0 & 0 & 0 & 0 \\ 0 & -1 & 0 & 0 & 0 & 0 \\ 0 & 0 & \omega_{2k} & 0 & 0 & 0 \\ 0 & 0 & 0 & \omega_{2k}^{-1} & 0 & 0 \\ \vdots & \vdots & \vdots & \vdots & \ddots & \vdots \\ 0 & 0 & 0 & 0 & \omega_{2k}^{k-1} & 0 \\ 0 & 0 & 0 & 0 & 0 & \omega_{2k}^{-(k-1)} \end{pmatrix} \otimes \begin{pmatrix} 1 & 0 \\ 0 & 1 \end{pmatrix},$$

which by now has a great resemblance to the regular representation of $\beta_{2k} \in \mathbf{Z}_{2k}$; indeed, after one final change of basis, by ordering the powers of ω_{2k} in an ascending fashion while writing $\omega_{2k}^{-j} = \omega_{2k}^{2k-j}$ to ensure only positive exponents, we arrive at

$$\begin{aligned} R_{D_k}^{reg}(\beta_{2k}) &= \begin{pmatrix} 1 & 0 & 0 & 0 \\ 0 & \omega_{2k} & 0 & 0 \\ 0 & 0 & \omega_{2k}^2 & 0 \\ \vdots & \vdots & \vdots & \ddots \\ 0 & 0 & 0 & \omega_{2k}^{2k-1} \end{pmatrix} \otimes \begin{pmatrix} 1 & 0 \\ 0 & 1 \end{pmatrix} \\ &= R_{\mathbf{Z}_{2k}}^{reg}(\beta_{2k}) \otimes \mathbb{1}_2, \end{aligned} \tag{3.1}$$

the key relation which we need.

Under this final change of basis,

$$R_{D_k}^{reg}(\gamma) = \begin{pmatrix} \begin{pmatrix} 1 & 0 \\ 0 & -1 \end{pmatrix} & 0 & 0 & 0 & 0 & 0 & 0 & 0 & 0 \\ 0 & 0 & 0 & 0 & 0 & \begin{pmatrix} i^{k-3} & 0 \\ 0 & i^{k-3} \end{pmatrix} & 0 & 0 \\ 0 & 0 & 0 & 0 & 0 & 0 & \begin{pmatrix} i^{k-2} & 0 \\ 0 & i^{k-2} \end{pmatrix} & 0 \\ 0 & \vdots & \vdots & \ddots & \vdots & \vdots & 0 & \begin{pmatrix} i^{k-1} & 0 \\ 0 & i^{k-1} \end{pmatrix} \\ \vdots & & & & \begin{pmatrix} i^{k \bmod 2} & 0 \\ 0 & -i^{k \bmod 2} \end{pmatrix} & & & \vdots \\ 0 & \begin{pmatrix} i^{k-3} & 0 \\ 0 & i^{k-3} \end{pmatrix} & 0 & 0 & 0 & 0 & 0 & 0 \\ 0 & 0 & \begin{pmatrix} i^{k-2} & 0 \\ 0 & i^{k-2} \end{pmatrix} & 0 & 0 & 0 & 0 & 0 \\ 0 & 0 & 0 & \begin{pmatrix} i^{k-1} & 0 \\ 0 & i^{k-1} \end{pmatrix} & 0 & 0 & 0 & 0 \end{pmatrix}. \tag{3.2}$$

Our strategy is now obvious. We shall first project according to (2.2), using (3.1), which is *equivalent* to a projection by \mathbf{Z}_{2k} , except with two identical copies (physically, this simply means we place twice as many D3-brane probes). Thereafter we shall project once again using (3.2) and the resulting theory should be that of the D_k orbifold.

An Illustrative Example

Let us turn to a concrete example, namely $\mathbf{Z}_4 \rightarrow D_2$. The key points to note are that $D_2 := \langle \beta_4, \gamma \rangle$ and $\mathbf{Z}_4 \cong \langle \beta_4 \rangle$. We shall therefore perform stepwise projection by β_4 followed by γ .

Equation (3.1) now reads

$$R_{D_2}^{reg}(\beta_4) = R_{\mathbf{Z}_4}^{reg}(\beta_4) \otimes \mathbf{1}_2 = \begin{pmatrix} 1 & 0 & 0 & 0 \\ 0 & i & 0 & 0 \\ 0 & 0 & i^2 & 0 \\ 0 & 0 & 0 & i^3 \end{pmatrix} \otimes \mathbf{1}_2. \quad (3.3)$$

We have the following matter content in the parent (pre-orbifold) theory: gauge field A^μ , fermions $\Psi^{1,2,3,4}$ and scalars $\Phi^{1,2,3,4,5,6}$ (suppressing gauge indices IJ). Projection by $R_{D_2}^{reg}(\beta_4)$ in (3.3) according to (2.2) gives a \mathbf{Z}_4 orbifold theory, which restricts the form of the fields to be as follows:

$$A^\mu, \Psi^{1,2}, \Phi^{1,2} = \begin{pmatrix} \square & & & \\ & \square & & \\ & & \square & \\ & & & \square \end{pmatrix}; \quad \Psi^3, \Phi^{3,5} = \begin{pmatrix} & \square & & \\ & & \square & \\ & & & \square \\ \square & & & \end{pmatrix}; \quad \Psi^4, \Phi^{4,6} = \begin{pmatrix} & & & \square \\ & \square & & \\ & & \square & \\ & & & \square \end{pmatrix} \quad (3.4)$$

where \square are 2×2 blocks. We recall from the previous section that we have chosen the R-symmetry decomposition as $\mathbf{4} = \mathbf{1}_{trivial}^2 \oplus \mathbf{2}$ and $\mathbf{6} = \mathbf{1}_{trivial}^2 \oplus \mathbf{2}^2$. The fields in (3.4) are defined in accordance thereto: the fermions $\Psi^{1,2}$ and scalars $\Phi^{1,2}$ are respectively in the two trivial $\mathbf{1}$'s of the $\mathbf{4}$ and $\mathbf{6}$; (Ψ^3, Ψ^4) , (Φ^3, Φ^4) and (Φ^5, Φ^6) are in the doublet $\mathbf{2}$ of Γ inherited from $SU(2)$. Indeed, the $R_{\mathbf{Z}_4}^{reg}(\beta_4)$ projection would force \square to be numbers and not matrices as we do not have the extra $\mathbb{1}_2$ tensored to the group action, in which case (3.4) would be 4×4 matrices prescribing the adjacency matrices of the \mathbf{Z}_4 quiver. For this reason, the quiver diagram for the \mathbf{Z}_4 theory as drawn in part (I) of Figure 1 has the nodes labelled 2's instead of the usual Dynkin labels of 1's for the A -series. In physical terms we have placed twice as many image D-brane probes. The key point is that because \square are now matrices (and (3.4) are 8×8), further projection internal thereto may change the number and structure of the product gauge groups and matter fields.

Having done the first step by the β_4 projection, next we project with the regular representation of γ :

$$R_{D_2}^{reg}(\gamma) = \begin{pmatrix} \begin{pmatrix} 1 & 0 \\ 0 & -1 \end{pmatrix} & 0 & 0 & 0 \\ 0 & 0 & 0 & \begin{pmatrix} i & 0 \\ 0 & i \end{pmatrix} \\ 0 & 0 & \begin{pmatrix} 1 & 0 \\ 0 & -1 \end{pmatrix} & 0 \\ 0 & \begin{pmatrix} i & 0 \\ 0 & i \end{pmatrix} & 0 & 0 \end{pmatrix} := \begin{pmatrix} \sigma_3 & 0 & 0 & 0 \\ 0 & 0 & 0 & i\mathbf{1}_2 \\ 0 & 0 & \sigma_3 & 0 \\ 0 & i\mathbf{1}_2 & 0 & 0 \end{pmatrix}. \quad (3.5)$$

In accordance with (3.4), let the gauge field be

$$A^\mu := \begin{pmatrix} a & 0 & 0 & 0 \\ 0 & b & 0 & 0 \\ 0 & 0 & c & 0 \\ 0 & 0 & 0 & d \end{pmatrix},$$

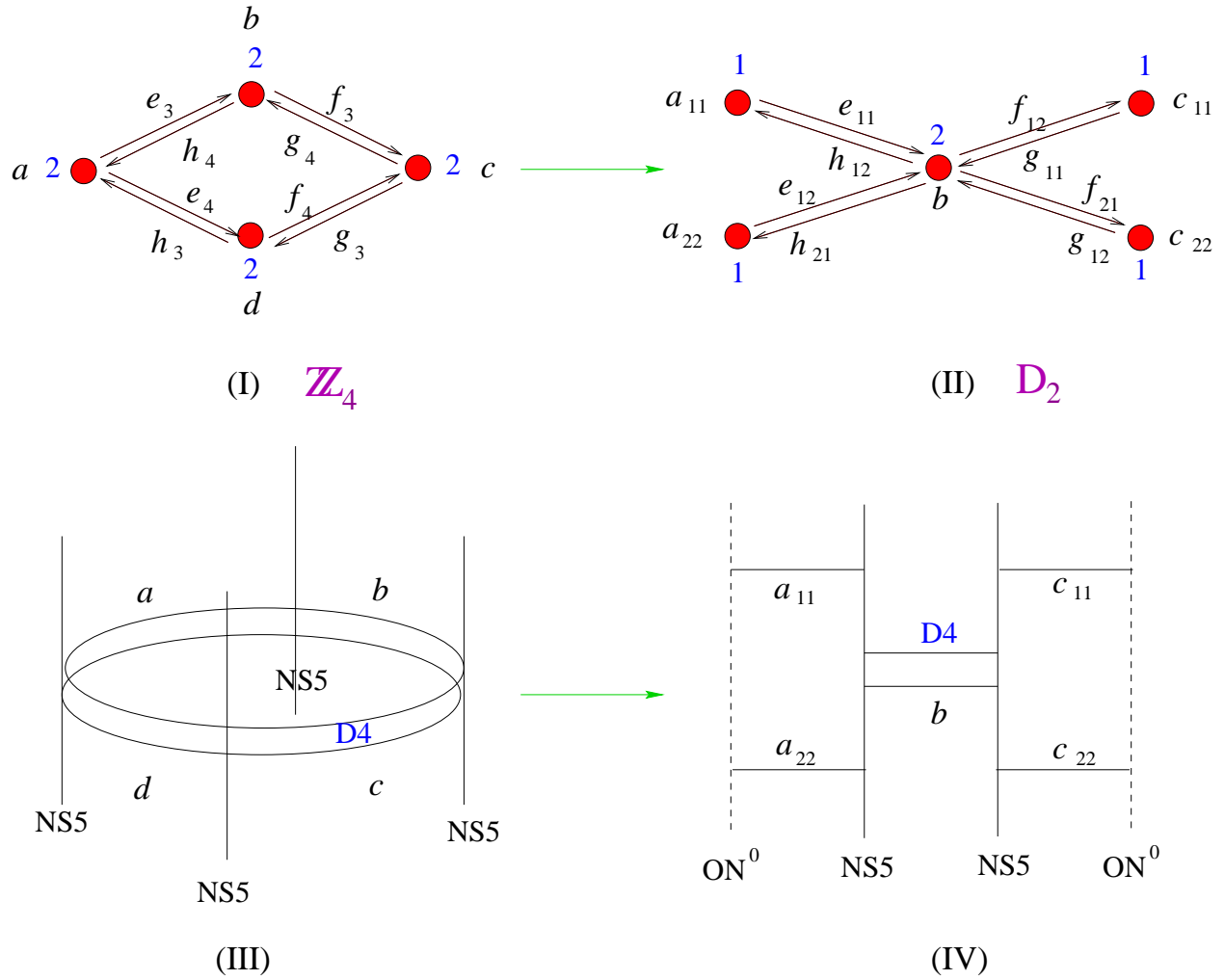


Figure 1: From the fact that $D_2 := \langle \beta_4, \gamma \rangle$ is generated by $\mathbb{Z}_4 = \beta_4$ together with γ , our stepwise projection, first by β_4 , and then by γ , gives 2 copies of the \mathbb{Z}_4 quiver in Part (I) and then the D_2 quiver in Part (II) by appropriate joining/splitting of the nodes and arrows. The brane configurations for these theories are given in Parts (III) and (IV).

with a, b, c, d denoting the 2×2 blocks \square , (2.2) for (3.5) now reads

$$A^\mu = R_{D_2}^{reg}(\gamma)^{-1} \cdot A^\mu \cdot R_{D_2}^{reg}(\gamma) \Rightarrow$$

$$\begin{pmatrix} a & 0 & 0 & 0 \\ 0 & b & 0 & 0 \\ 0 & 0 & c & 0 \\ 0 & 0 & 0 & d \end{pmatrix} = \begin{pmatrix} \sigma_3 & 0 & 0 & 0 \\ 0 & 0 & 0 & -i\mathbb{1}_2 \\ 0 & 0 & \sigma_3 & 0 \\ 0 & -i\mathbb{1}_2 & 0 & 0 \end{pmatrix} \begin{pmatrix} a & 0 & 0 & 0 \\ 0 & b & 0 & 0 \\ 0 & 0 & c & 0 \\ 0 & 0 & 0 & d \end{pmatrix} \begin{pmatrix} \sigma_3 & 0 & 0 & 0 \\ 0 & 0 & 0 & i\mathbb{1}_2 \\ 0 & 0 & \sigma_3 & 0 \\ 0 & i\mathbb{1}_2 & 0 & 0 \end{pmatrix},$$

giving us a set of constraining equations for the blocks:

$$\sigma_3 \cdot a \cdot \sigma_3 = a; \quad d = b; \quad \sigma_3 \cdot c \cdot \sigma_3 = c. \quad (3.6)$$

Similarly, for the fermions in the **2**, viz.,

$$\Psi^3 = \begin{pmatrix} 0 & e_3 & 0 & 0 \\ 0 & 0 & f_3 & 0 \\ 0 & 0 & 0 & g_3 \\ h_3 & 0 & 0 & 0 \end{pmatrix}, \quad \Psi^4 = \begin{pmatrix} 0 & 0 & 0 & e_4 \\ f_4 & 0 & 0 & 0 \\ 0 & g_4 & 0 & 0 \\ 0 & 0 & h_4 & 0 \end{pmatrix},$$

the projection (2.2) is

$$\gamma \cdot \begin{pmatrix} \Psi^3 \\ \Psi^4 \end{pmatrix} = R_{D_2}^{reg}(\gamma)^{-1} \cdot \begin{pmatrix} \Psi^3 \\ \Psi^4 \end{pmatrix} \cdot R_{D_2}^{reg}(\gamma).$$

We have used the fact that the induced action $\rho(\gamma)$, having to act upon a doublet, is simply the 2×2 matrix γ herself. Therefore, writing it out explicitly, we have

$$i \begin{pmatrix} 0 & 0 & 0 & e_4 \\ f_4 & 0 & 0 & 0 \\ 0 & g_4 & 0 & 0 \\ 0 & 0 & h_4 & 0 \end{pmatrix} = \begin{pmatrix} \sigma_3 & 0 & 0 & 0 \\ 0 & 0 & 0 & -i\mathbb{1}_2 \\ 0 & 0 & \sigma_3 & 0 \\ 0 & -i\mathbb{1}_2 & 0 & 0 \end{pmatrix} \begin{pmatrix} 0 & e_3 & 0 & 0 \\ 0 & 0 & f_3 & 0 \\ 0 & 0 & 0 & g_3 \\ h_3 & 0 & 0 & 0 \end{pmatrix} \begin{pmatrix} \sigma_3 & 0 & 0 & 0 \\ 0 & 0 & 0 & i\mathbb{1}_2 \\ 0 & 0 & \sigma_3 & 0 \\ 0 & i\mathbb{1}_2 & 0 & 0 \end{pmatrix}$$

and

$$i \begin{pmatrix} 0 & e_3 & 0 & 0 \\ 0 & 0 & f_3 & 0 \\ 0 & 0 & 0 & g_3 \\ h_3 & 0 & 0 & 0 \end{pmatrix} = \begin{pmatrix} \sigma_3 & 0 & 0 & 0 \\ 0 & 0 & 0 & -i\mathbb{1}_2 \\ 0 & 0 & \sigma_3 & 0 \\ 0 & -i\mathbb{1}_2 & 0 & 0 \end{pmatrix} \begin{pmatrix} 0 & 0 & 0 & e_4 \\ f_4 & 0 & 0 & 0 \\ 0 & g_4 & 0 & 0 \\ 0 & 0 & h_4 & 0 \end{pmatrix} \begin{pmatrix} \sigma_3 & 0 & 0 & 0 \\ 0 & 0 & 0 & i\mathbb{1}_2 \\ 0 & 0 & \sigma_3 & 0 \\ 0 & i\mathbb{1}_2 & 0 & 0 \end{pmatrix},$$

which gives the constraints

$$f_4 = -h_3 \cdot \sigma_3; \quad g_4 = \sigma_3 \cdot g_3; \quad h_4 = -f_3 \cdot \sigma_3; \quad e_4 = \sigma_3 \cdot e_3. \quad (3.7)$$

The doublet scalars $(\Phi^{3,5}, \Phi^{4,6})$ of course give the same results, as should be expected from supersymmetry.

In summary then, the final fields which survive both β_4 and γ projections (and thus the entire group D_2) are

$$A^\mu = \begin{pmatrix} \begin{pmatrix} a_{11} & 0 \\ 0 & a_{22} \end{pmatrix} \\ b \\ \begin{pmatrix} c_{11} & 0 \\ 0 & c_{22} \end{pmatrix} \\ b \end{pmatrix}; \quad \begin{cases} e_3 = \begin{pmatrix} e_{11} & e_{12} \\ 0 & 0 \end{pmatrix}, & f_3 = \begin{pmatrix} 0 & f_{12} \\ 0 & f_{22} \end{pmatrix}, \\ g_3 = \begin{pmatrix} g_{11} & g_{12} \\ 0 & 0 \end{pmatrix}, & h_3 = \begin{pmatrix} 0 & h_{12} \\ 0 & h_{22} \end{pmatrix}, \end{cases} \quad (3.8)$$

$$\Psi^3 = \begin{pmatrix} 0 & e_3 & 0 & 0 \\ 0 & 0 & f_3 & 0 \\ 0 & 0 & 0 & g_3 \\ h_3 & 0 & 0 & 0 \end{pmatrix}, \quad \Psi^4 = \begin{pmatrix} 0 & 0 & 0 & \sigma_3 \cdot e_3 \\ -h_3 \cdot \sigma_3 & 0 & 0 & 0 \\ 0 & \sigma_3 \cdot g_3 & 0 & 0 \\ 0 & 0 & -f_3 \cdot \sigma_3 & 0 \end{pmatrix}.$$

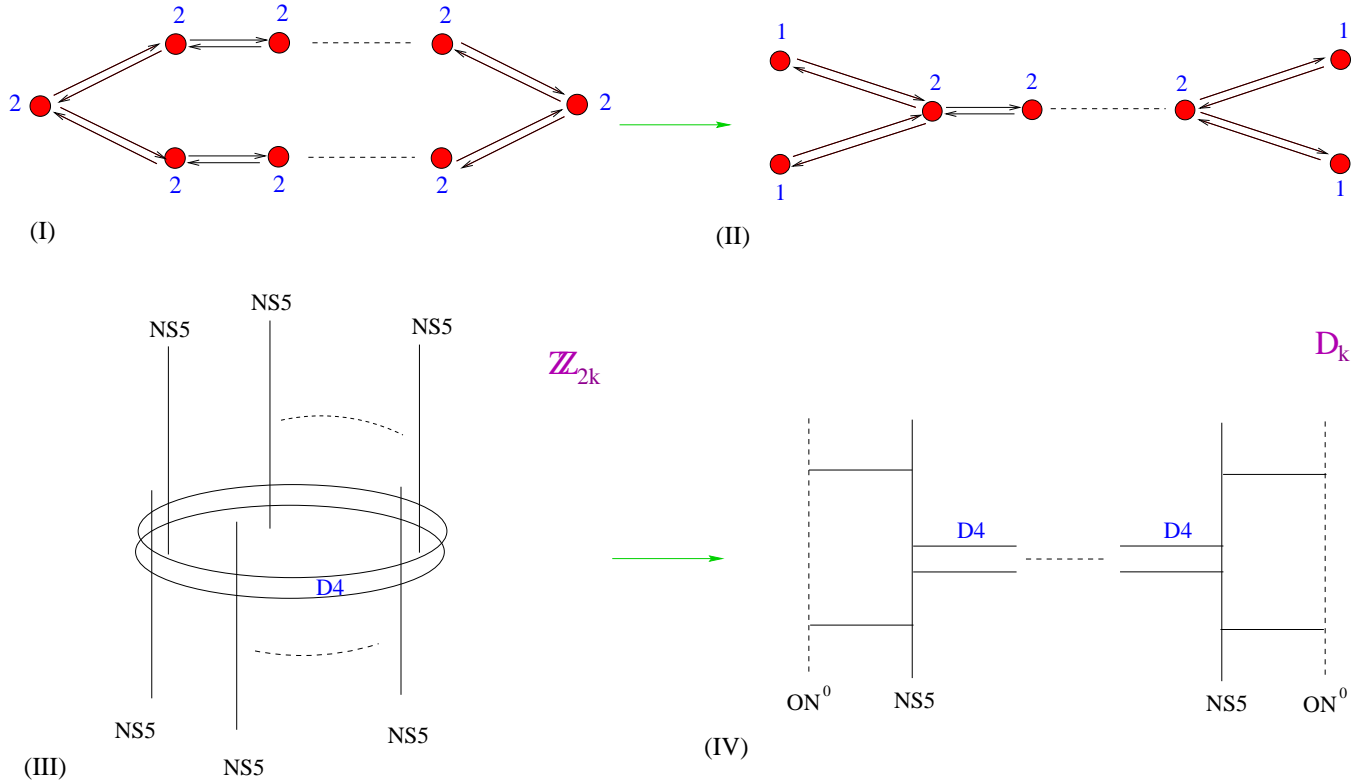


Figure 2: Obtaining the D_k quiver (II) from the \mathbb{Z}_{2k} quiver (I) by the stepwise projection algorithm. The brane setups are given respectively in (IV) and (III).

The key features to be noticed are now apparent in the structure of these matrices in (3.8). We see that the 4 blocks of A^μ in (3.4), which give the four nodes of the \mathbb{Z}_4 quiver, now undergo a metamorphosis: we have written out the components of a, c explicitly and have used (3.6) to restrict both to diagonal matrices, while b and d are identified, but still remain blocks without internal structure of interest. Thus we have a total of 5 non-trivial constituents $a_{11}, a_{22}, c_{11}, c_{22}$ and b , precisely the 5 nodes of the D_2 quiver (see parts (I) and (II) of Figure 1). Thus *nodes of the quiver merge and split as we impose further projections*, as we mentioned a few paragraphs ago.

As for the bifundamentals, i.e., the arrows of the quiver, (3.4) prescribes the blocks $e_{3,4}, f_{3,4}, g_{3,4}$ and $h_{3,4}$ as the 8 arrows of Part (I) of Figure 1. After the projection by γ , and imposing the constraint (3.7) as well as the fact that all entries of matter matrices must be non-negative, we are left with the 8 fields $e_{11,12}, f_{12,22}, g_{11,12}$ and $h_{12,22}$, precisely the 8 arrows in the D_2 quiver (see Part (II) of Figure 1).

The General Case

The generic situation of obtaining the D_k quiver from that of \mathbb{Z}_{2k} is completely analogous. We would always have two end nodes of the \mathbb{Z}_{2k} quiver each splitting into two while the middle ones coalesce pair-wise, as is shown in Figure 2.

3.2 The E_6 Quiver from D_2

We now move on to tackle the binary tetrahedral group E_6 (with the relation that $E_6/D_2 \cong \mathbf{Z}_3$), whose generators are

$$\beta_4 = \begin{pmatrix} i & 0 \\ 0 & -i \end{pmatrix}, \quad \gamma = \begin{pmatrix} 0 & i \\ i & 0 \end{pmatrix}, \quad \delta := \frac{1}{2} \begin{pmatrix} 1-i & 1-i \\ -1-i & 1+i \end{pmatrix}.$$

We observe therefore that it has yet one more generator δ than D_2 , hence we need to continue our stepwise projection from the previous subsection, with the exception that we should begin with more copies of \mathbf{Z}_4 . To see this let us first present the irreducible matrix representations of the three generators of E_6 :

	β_4	γ	δ
$\Gamma_1^{(1)}$	1	1	1
$\Gamma_2^{(1)}$	1	1	ω_3
$\Gamma_3^{(1)}$	1	1	ω_3^2
$\Gamma_4^{(2)}$	β_4	γ	δ
$\Gamma_5^{(2)}$	β_4	γ	$\omega_3 \delta$
$\Gamma_6^{(2)}$	β_4	γ	$\omega_3^2 \delta$
$\Gamma_7^{(3)}$	$\begin{pmatrix} -1 & 0 & 0 \\ 0 & 1 & 0 \\ 0 & 0 & -1 \end{pmatrix}$	$\begin{pmatrix} 0 & 0 & -1 \\ 0 & -1 & 0 \\ -1 & 0 & 0 \end{pmatrix}$	$\begin{pmatrix} -\frac{i}{2} & \frac{i}{\sqrt{2}} & -\frac{i}{2} \\ -\frac{1}{\sqrt{2}} & 0 & \frac{1}{\sqrt{2}} \\ \frac{i}{2} & -\frac{i}{\sqrt{2}} & \frac{i}{2} \end{pmatrix}$

The regular representation for these generators is therefore a matrix of size $3 \cdot 1^2 + 3 \cdot 2^2 + 3^3 = 24$, in accordance with (2.1).

Our first step is as with the case of D_2 , namely to change to a convenient basis wherein β_4 becomes diagonal:

$$R_{E_6}^{reg}(\beta_4) = R_{\mathbf{Z}_4}^{reg}(\beta_4) \otimes \mathbb{1}_6. \quad (3.9)$$

The only difference between the above and (3.3) is that we have the tensor product with $\mathbb{1}_6$ instead of $\mathbb{1}_2$, therefore at this stage we have a \mathbf{Z}_4 quiver with the nodes labeled 6 as opposed to 2 as in Part (I) of Figure 1. In other words we have 6 times the usual number of D-brane probes.

Under the basis of (3.9),

$$R_{E_6}^{reg}(\gamma) = \begin{pmatrix} \Sigma_3 & 0 & 0 & 0 \\ 0 & 0 & 0 & i\mathbb{1}_6 \\ 0 & 0 & \Sigma_3 & 0 \\ 0 & i\mathbb{1}_6 & 0 & 0 \end{pmatrix} \quad \text{where} \quad \Sigma_3 := \sigma_3 \otimes \mathbb{1}_3 = \begin{pmatrix} 1 & 0 & 0 & 0 & 0 & 0 \\ 0 & 1 & 0 & 0 & 0 & 0 \\ 0 & 0 & 1 & 0 & 0 & 0 \\ 0 & 0 & 0 & -1 & 0 & 0 \\ 0 & 0 & 0 & 0 & -1 & 0 \\ 0 & 0 & 0 & 0 & 0 & -1 \end{pmatrix}. \quad (3.10)$$

Subsequent projection gives a D_2 quiver as in part (II) of Figure 1, but with the nodes labeled as 3, 3, 6, 3, 3, three times the usual. Note incidentally that (3.9) and (3.10) can be re-written in terms

of regular representations of D_2 directly: $R_{E_6}^{reg}(\beta_4) = R_{D_2}^{reg}(\beta_4) \otimes \mathbb{1}_3$ and $R_{E_6}^{reg}(\gamma) = R_{D_2}^{reg}(\gamma) \otimes \mathbb{1}_3$. To this fact we shall later turn.

To arrive at E_6 , we proceed with one more projection, by the last generator δ , the regular representation of which, observing the table above, has the form (in the basis of (3.9))

$$R_{E_6}^{reg}(\delta) = \begin{pmatrix} S_1 & 0 & S_2 & 0 \\ 0 & \omega_8^{-1}P & 0 & \omega_8^{-1}P \\ S_3 & 0 & S_4 & 0 \\ 0 & -\omega^8 P & 0 & \omega_8 P \end{pmatrix} \quad (3.11)$$

where

$$S_1 := \begin{pmatrix} 1 & 0 \\ 0 & 0 \end{pmatrix} \otimes R_{\mathbb{Z}_3}^{reg}(\beta_3), \quad S_2 := \begin{pmatrix} 0 & 0 \\ 1 & 0 \end{pmatrix} \otimes \begin{pmatrix} 0 & 0 & 1 \\ 0 & 1 & 0 \\ 1 & 0 & 0 \end{pmatrix},$$

$$S_3 := -i \begin{pmatrix} 0 & 0 \\ 0 & 1 \end{pmatrix} \otimes \begin{pmatrix} 0 & 0 & 1 \\ 0 & 1 & 0 \\ 1 & 0 & 0 \end{pmatrix}, \quad S_4 := i \begin{pmatrix} 0 & 1 \\ 0 & 0 \end{pmatrix} \otimes \mathbb{1}_3$$

and

$$P := R_{\mathbb{Z}_3}^{reg}(\beta_3) \otimes \frac{1}{\sqrt{2}} \mathbb{1}_2; \quad \text{recalling that} \quad R_{\mathbb{Z}_3}^{reg}(\beta_3) := \begin{pmatrix} 1 & 0 & 0 \\ 0 & \omega_3 & 0 \\ 0 & 0 & \omega_3^2 \end{pmatrix}.$$

The inverse of (3.11) is readily determined to be

$$R_{E_6}^{reg}(\delta)^{-1} = \begin{pmatrix} \tilde{S}_1 & 0 & -S_3 & 0 \\ 0 & \frac{1}{2}\omega_8 P^{-1} & 0 & -\frac{1}{2}\omega_8^{-1}P^{-1} \\ S_2^T & 0 & -S_4^T & 0 \\ 0 & \frac{1}{2}\omega_8 P^{-1} & 0 & \frac{1}{2}\omega_8^{-1}P^{-1} \end{pmatrix}, \quad \tilde{S}_1 := \begin{pmatrix} 1 & 0 \\ 0 & 0 \end{pmatrix} \otimes R_{\mathbb{Z}_3}^{reg}(\beta_3)^{-1}.$$

Thus equipped, we must use (2.2) with (3.11) on the matrix forms obtained in (3.8) (other fields can of course be checked to have the same projection), with of course each number therein now being 3×3 matrices. The final matrix for A^μ is as in (3.8), but with

$$a_{11} = \begin{pmatrix} a_{11(1)} & 0 & 0 \\ 0 & a_{11(2)} & 0 \\ 0 & 0 & a_{11(3)} \end{pmatrix}_{3 \times 3}; \quad c_{11} = c_{22} = a_{22}; \quad b = \begin{pmatrix} b_{11} & 0 & 0 \\ 0 & b_{22} & 0 \\ 0 & 0 & b_{33} \end{pmatrix}_{6 \times 6}$$

where a_{22} , c_{ii} are 3×3 while b_{ii} are 2×2 blocks. We observe therefore, that there are 7 distinct gauge group factors of interest, namely $a_{11(1)}$, $a_{11(2)}$, $a_{11(3)}$, a_{22} , b_{11} , b_{22} and b_{33} , with Dynkin labels 1, 1, 1, 3, 2, 2, 2 respectively. What we have now is the E_6 quiver and the bifundamentals split and join accordingly; the reader is referred to Part (I) of Figure 3.

3.3 The E_6 Quiver from \mathbf{Z}_6

Let us make use of an interesting fact, that actually $E_6 = \langle \beta_4, \gamma, \delta \rangle = \langle \beta_4, \delta \rangle = \langle \gamma, \delta \rangle$. Therefore, alternative to the previous subsection wherein we exploited the sequence $\mathbf{Z}_4 = \langle \beta_4 \rangle \xrightarrow{+\gamma} D_2 \xrightarrow{+\delta} E_6$, we could equivalently apply our stepwise projection on $\mathbf{Z}_6 = \langle \delta \rangle \xrightarrow{+\beta_4} E_6$.

Let us first project with δ , an element of order 6 and the regular representation of which, after appropriate rotation is

$$R_{E_6}^{reg}(\delta) = R_{\mathbf{Z}_6}^{reg}(\delta) \otimes \mathbb{1}_4. \quad (3.12)$$

Therefore at this stage we have a \mathbf{Z}_6 quiver with labels of six 4's due to the $\mathbb{1}_4$; this is drawn in Part (II) of Figure 3. The gauge group we shall denote as $A^\mu := \text{Diag}(a, b, c, d, e, f)_{24 \times 24}$, with a, b, \dots, f being 4×4 blocks.

Next we perform projection by $R_{E_6}^{reg}(\beta_4)$ in the rotated basis, splitting and joining the gauge groups (nodes) as follows

$$A^\mu = \begin{pmatrix} \begin{pmatrix} a_{11} & 0 \\ 0 & \tilde{a} \end{pmatrix} & 0 & 0 & 0 & 0 & 0 \\ 0 & \begin{pmatrix} b_1 & 0 \\ 0 & b_2 \end{pmatrix} & 0 & 0 & 0 & 0 \\ 0 & 0 & \begin{pmatrix} c_{11} & 0 \\ 0 & \tilde{c} \end{pmatrix} & 0 & 0 & 0 \\ 0 & 0 & 0 & \begin{pmatrix} d_1 & 0 \\ 0 & d_2 \end{pmatrix} & 0 & 0 \\ 0 & 0 & 0 & 0 & \begin{pmatrix} e_{11} & 0 \\ 0 & \tilde{e} \end{pmatrix} & 0 \\ 0 & 0 & 0 & 0 & 0 & \begin{pmatrix} f_1 & 0 \\ 0 & f_2 \end{pmatrix} \end{pmatrix}; \quad s. t. \quad \begin{aligned} \tilde{a} &= \tilde{c} = \tilde{e}, \\ b_2 &= d_1, \\ d_2 &= f_1, \\ f_2 &= b_1, \end{aligned}$$

which upon substitution of the relations, gives us 7 independent factors: a_{11}, c_{11} and e_{11} are numbers, giving 1 as Dynkin labels in the quiver; b_1, b_2 and d_2 are 2×2 blocks, giving the 2 labels; while \tilde{a} is 3×3 , giving the 3. We refer the reader to Part (II) of Figure 3 for the diagrammatical representation.

4. Comments and Discussions

Our procedure outlined above is originally inspired by a series of papers [10, 11, 12], where the quivers for the Δ series of $\Gamma \subset SU(3)$ were observed to be obtainable from the $\mathbf{Z}_n \times \mathbf{Z}_n$ series after an appropriate identification. In particular, it was noted that

$$\Delta(3n^2) = \left\langle \left\{ \mathbf{Z}_n \times \mathbf{Z}_n := \left(\begin{pmatrix} \omega_n^i & 0 & 0 \\ 0 & \omega_n^j & 0 \\ 0 & 0 & \omega_n^{-i-j} \end{pmatrix}_{i,j=0,\dots,n-1} \right) \right\}, \begin{pmatrix} 0 & 0 & 1 \\ 1 & 0 & 0 \\ 0 & 1 & 0 \end{pmatrix}, \begin{pmatrix} 0 & 1 & 0 \\ 0 & 0 & 1 \\ 1 & 0 & 0 \end{pmatrix} \right\rangle$$

and subsequently the quiver for $\Delta(3n^2)$ is that of $\mathbf{Z}_n \times \mathbf{Z}_n$ modded out by a certain \mathbf{Z}_3 quotient. Similarly, the quiver for

$$\Delta(6n^2) = \left\langle \mathbf{Z}_n \times \mathbf{Z}_n, \begin{pmatrix} 0 & 0 & 1 \\ 1 & 0 & 0 \\ 0 & 1 & 0 \end{pmatrix}, \begin{pmatrix} 0 & 1 & 0 \\ 0 & 0 & 1 \\ 1 & 0 & 0 \end{pmatrix}, \begin{pmatrix} -1 & 0 & 0 \\ 0 & 0 & -1 \\ 0 & -1 & 0 \end{pmatrix}, \begin{pmatrix} 0 & -1 & 0 \\ -1 & 0 & 0 \\ 0 & 0 & -1 \end{pmatrix}, \begin{pmatrix} 0 & 0 & -1 \\ 0 & -1 & 0 \\ -1 & 0 & 0 \end{pmatrix} \right\rangle$$

is that of $\mathbf{Z}_n \times \mathbf{Z}_n$ modded out by a certain S_3 quotient. In [12], it was further commented that the Σ series could be likewise treated.

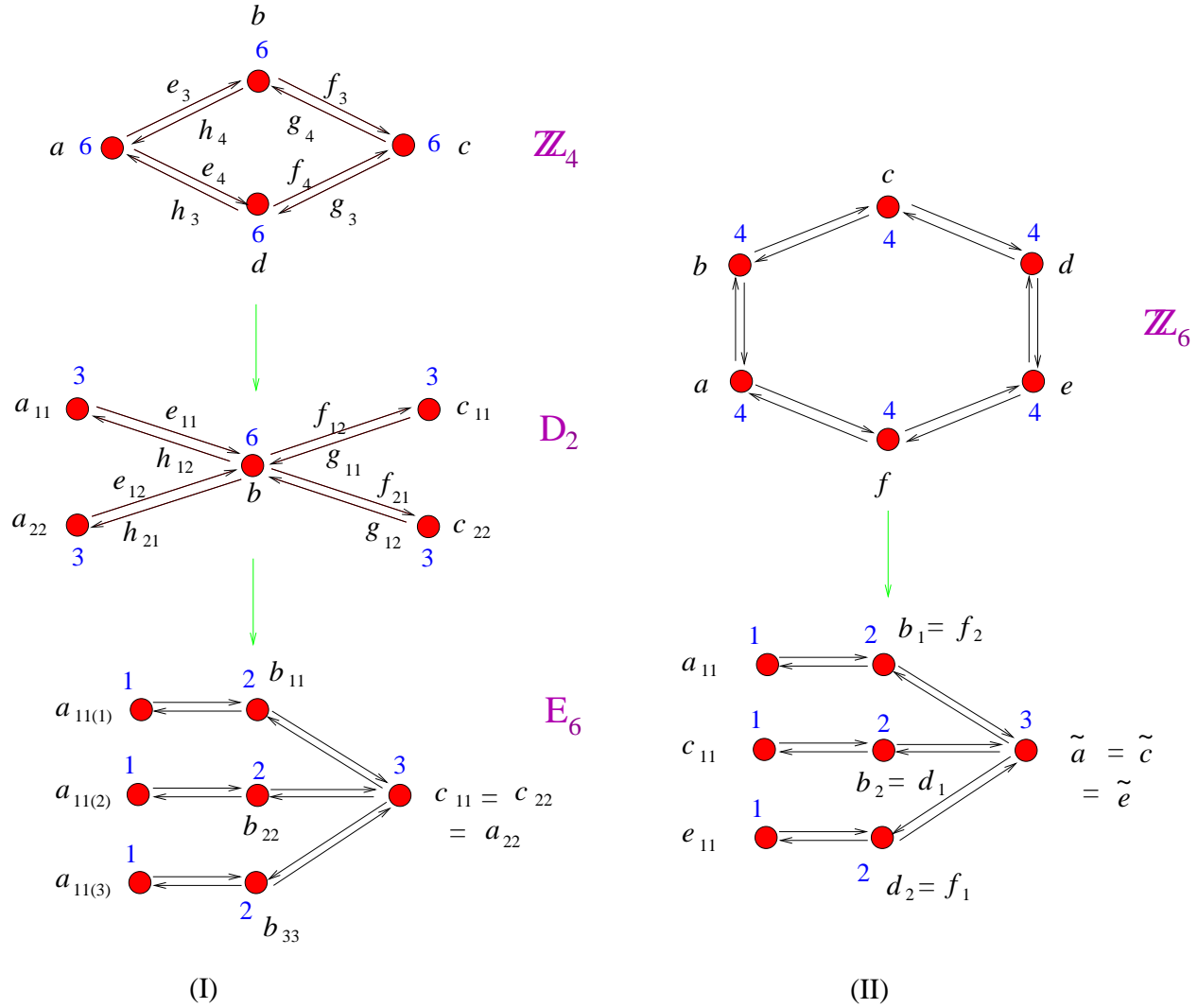


Figure 3: Obtaining the quiver diagram for the binary tetrahedral group E_6 . We compare the two alternative stepwise projections: (I) $\mathbb{Z}_4 = \langle \beta_4 \rangle \rightarrow D_2 = \langle \beta_4, \gamma \rangle \rightarrow E_6 = \langle \beta_4, \gamma, \delta \rangle$ and (II) $\mathbb{Z}_6 = \langle \delta \rangle \rightarrow E_6 = \langle \delta, \beta_4 \rangle$.

The motivation for those studies was to realise a brane-setup for the non-Abelian $SU(3)$ orbifolds as geometrical quotients of the well-known Abelian case of $\mathbb{Z}_m \times \mathbb{Z}_n$, viz., the Brane Box Models. The key idea was to recognise that the irreducible representations of these groups could be labelled by a double index $(l_1, l_2) \in \mathbb{Z}_m \times \mathbb{Z}_n$ up to identifications.

Our purpose here is to establish an algorithmic treatment along similar lines, which would be generalisable to arbitrary finite groups. Indeed, since any finite group Γ is finitely generated, starting from the cyclic subgroup (with one single generator), our stepwise projection would give the quiver for Γ as appropriate splitting and joining of nodes, i.e., as a certain geometrical action, of the \mathbb{Z}_n quiver.

4.1 A Mathematical Viewpoint

To see why our stepwise projection works on a more axiomatic level, we need to turn to a brief review of the Theory of Induced Representations.

It was a fundamental observation of Frøbenius that the representations of a group could be constructed from an arbitrary subgroup. The aforementioned chain of groups, where we tried to relate the regular representations, is precisely in this vein. Though we shall largely follow the nomenclature of [13], we shall now briefly review this theory in the spirit of the above discussions.

Let $\Gamma_1 = \langle x_1, \dots, x_n \rangle$ and $\Gamma_2 = \langle x_1, \dots, x_{n+1} \rangle$. We see thus that $\Gamma_1 \subset \Gamma_2$. Now let $R_{\Gamma_1}(x)$ be a representation (not necessarily irreducible) of the element $x \in \Gamma_1$. Extending it to Γ_2 gives

$$R_{\Gamma_2}(y) = \begin{cases} R_{\Gamma_1}(x) & \text{if } y = x \in \Gamma_1 \\ 0 & \text{if } y \notin \Gamma_1 \end{cases}$$

It follows then that if we decompose Γ_2 as (right) cosets of Γ_1 ,

$$\Gamma_2 = \Gamma_1 t_1 \cup \Gamma_1 t_2 \cup \dots \cup \Gamma_1 t_m$$

we have an **Induced Representation** of Γ_2 as

$$R_{\Gamma_2}(y) = R_{\Gamma_1}(t_i y t_j^{-1}) = \begin{pmatrix} R_{\Gamma_1}(t_1 y t_1^{-1}) & R_{\Gamma_1}(t_1 y t_2^{-1}) & \dots & R_{\Gamma_1}(t_1 y t_m^{-1}) \\ R_{\Gamma_1}(t_2 y t_1^{-1}) & R_{\Gamma_1}(t_2 y t_2^{-1}) & \dots & R_{\Gamma_1}(t_2 y t_m^{-1}) \\ \vdots & \vdots & & \vdots \\ R_{\Gamma_1}(t_m y t_1^{-1}) & R_{\Gamma_1}(t_m y t_2^{-1}) & \dots & R_{\Gamma_1}(t_m y t_m^{-1}) \end{pmatrix}. \quad (4.1)$$

A beautiful property of (4.1) is that it has only one member of each row or column non-zero and whereby it is essentially a generalised permutation (see e.g., 3.1 of [13]) matrix acting on the Γ_1 -stable submodules of the Γ_2 -module.

Now, for the case at hand the coset decomposition is simple due to the addition of a single new generator: the (right) transversals t_1, \dots, t_m are simply powers of the extra generator x_{n+1} and m is simply the index of $\Gamma_1 \subset \Gamma_2$, namely $|\Gamma_2|/|\Gamma_1|$, i.e.,

$$t_i = x_{n+1}^{i-1} \quad i = 1, 2, \dots, m; \quad m = \frac{|\Gamma_2|}{|\Gamma_1|}. \quad (4.2)$$

Now let us define an important concept for an element $x \in \Gamma_2$

DEFINITION 4.1 *We call a representation $R_{\Gamma_2}(x)$ **factorisable** if it can be written, up to possible change of bases, as a tensor product $R_{\Gamma_2}(x) = R_{\Gamma_1}(x) \otimes \mathbb{1}_k$ for some integer k .*

Factorisability of the element, in the physical sense, corresponds to the ability to initialise our stepwise projection algorithm, by which we mean that the orbifold projection by this element is performed on k copies as in the usual sense, i.e., a stack of k copies of the quiver. Subsequently we

could continue with the stepwise algorithm to demonstrate how the nodes of these copies merge or split. In the corresponding D-brane picture this simply means that we should consider k copies of each image D-brane probe in the covering space.

The natural question to ask is of course why our examples in the previous section permitted factorisable generators so as to in turn permit the performance of the stepwise projection. The following claim shall be of great assurance to us:

PROPOSITION 4.1 *Let H be a subgroup of G , then the representation $R_G(x)$ for an element $x \in H \subset G$ induced from $R_H(x)$ according to (4.1) is factorisable and k is equal to $|G|/|H|$, the index of H in G .*

Proof: Take $R_H(x \in H)$, and tensor it with $\mathbb{1}_{k=|G|/|H|}$; this remains of course a representation for $x \in H$. It then remains to find the representations of $x \notin H$, which we supplement by the permutation actions of these elements on the H -cosets. At the end of the day we arrive at a representation $R'_G(x)$ of dimension k , such that it is factorisable for $x \in H$ and a general permutation for $x \notin H$. However by the uniqueness theorem of induced representations (q.v. e.g. [14] Thm 11) such a linear representation $R'_G(x)$ must in fact be isomorphic to $R_G(x)$. Thus by explicit construction we have shown that $R_G(x \in H) = R_H(x) \otimes \mathbb{1}_k$. \square

We can be more specific and apply Proposition 4.1 to our case of the two groups the second of which is generated by the first with one additional generator. Using the elegant property that the induction of a regular representation remains regular (q.v. e.g., 3.3 of [14]), we have:

COROLLARY 4.1 *Let Γ_1 and Γ_2 be as defined above, then*

$$R_{\Gamma_2}^{reg}(x_i) = R_{\Gamma_1}^{reg}(x_i) \otimes \mathbb{1}_{|\Gamma_2|/|\Gamma_1|} \quad \text{for common generators} \quad i = 1, 2, \dots, n.$$

In particular, since any $G = \langle x_1, \dots, x_n \rangle$ contains a cyclic subgroup generated by, say x_1 of order m , i.e., $\mathbf{Z}_m = \langle x_1 \rangle$, we conclude that

COROLLARY 4.2 *$R_G^{reg}(x_1) = R_{\mathbf{Z}_m}^{reg}(x_1) \otimes \mathbb{1}_{|G|/m}$, and hence the quiver for G can always be obtained by starting with the \mathbf{Z}_m quiver using the stepwise projection.*

Let us revisit the examples in the previous section equipped with the above knowledge. For the case of $\Gamma_1 = \mathbf{Z}_4 = \langle \beta_4 \rangle$ and $\Gamma_2 = D_2$ with the extra generator γ , (4.2) becomes $t_1 = \mathbb{1}$ and $t_2 = \gamma$ as the index of \mathbf{Z}_4 in D_2 is $\frac{|D_2|=8}{|\mathbf{Z}_4|=4} = 2$. The induced representation of β_4 according to (4.1) reads

$$R_{D_2}(\beta_4) = \begin{pmatrix} R_{\mathbf{Z}_4}^{reg}(\mathbb{1}\beta_4\mathbb{1}^{-1}) & R_{\mathbf{Z}_4}^{reg}(\mathbb{1}\beta_4\gamma^{-1}) \\ R_{\mathbf{Z}_4}^{reg}(\gamma\beta_4\mathbb{1}^{-1}) & R_{\mathbf{Z}_4}^{reg}(\gamma\beta_4\gamma^{-1}) \end{pmatrix} = \begin{pmatrix} R_{\mathbf{Z}_4}^{reg}(\beta_4) & 0 \\ 0 & R_{\mathbf{Z}_4}^{reg}(\beta_4^{-1}) \end{pmatrix}$$

using the fact that $\gamma\beta_k\gamma^{-1} = \beta_k^{-1}$ in D_k for the last entry. Recalling that $R_{\mathbf{Z}_4}^{reg}(\beta_4) = \begin{pmatrix} 1 & 0 & 0 & 0 \\ 0 & i & 0 & 0 \\ 0 & 0 & i^2 & 0 \\ 0 & 0 & 0 & i^3 \end{pmatrix}$, this is subsequently equal to $R_{\mathbf{Z}_4}^{reg} \otimes \mathbb{1}_2$ after appropriate permutation of basis. Thus Corollary 4.1

manifests her validity as we see that the R_{D_2} obtained by Frøbenius induction of $R_{\mathbf{Z}_4}^{reg}$ is indeed regular and moreover factorisable, as (3.3) dictates.

Similarly with the case of $\mathbf{Z}_6 \rightarrow E_6$, we see that Corollary 4.1 demands that for the common generator δ , $R_{E_6}^{reg}(\delta)$ should be factorisable, as is indeed indicated by (3.12). So too is it with $\mathbf{Z}_4 \rightarrow E_6$, where $R_{E_6}^{reg}(\beta_4)$ should factorise, precisely as shown by (3.9).

The above have actually been special cases of Corollary 4.2, where we started with a cyclic subgroup; in fact we have also presented an example demonstrating the general truism of Proposition 4.1. In the case of $D_2 \rightarrow E_6$, we mentioned earlier that $R_{E_6}^{reg}(\beta_4) = R_{D_2}^{reg}(\beta_4) \otimes \mathbb{1}_3$ and $R_{E_6}^{reg}(\gamma) = R_{D_2}^{reg}(\gamma) \otimes \mathbb{1}_3$ for the common generators as was seen from (3.9) and (3.10); this is exactly as expected by the Proposition.

4.2 A Physical Viewpoint: Brane Setups?

Now mathematically it is clear what is happening to the quiver as we apply stepwise projection. However this is only half of the story; as we mentioned in the introduction, we expect T-duality to take D-branes at generic orbifold singularities to brane setups. It is a well-known fact that the brane setups for the A and D -type orbifolds $\mathbb{C}^2/\mathbf{Z}_n$ and \mathbb{C}^2/D_n have been realised (see [15, 16] and [19] respectively). It has been the main intent of a collective of works (e.g [9, 11, 12]) to establish such setups for the generic singularity.

In particular, the problem of finding a consistent brane-setup for the remaining case of the exceptional groups $E_{6,7,8}$ of the ADE orbifold singularities of \mathbb{C}^2 (and indeed analogues thereof for $SU(3)$ and $SU(4)$ subgroups) so far has been proven to be stubbornly intractable. An original motivation for the present work is to attempt to formulate an algorithmic outlook wherein such a problem, with the insight of the algebraic structure of an appropriate chain of certain relevant groups, may be addressed systematically.

4.2.1 The \mathbf{Z}_2 Action on the Brane Setup

Let us attempt to recast our discussion in Subsection 3.1 into a physical language. First we try to interpret the action by $R_{D_k}^{reg}(\gamma)$ in (3.2) on the \mathbf{Z}_{2k} quiver as a string-theoretic action on brane setups to get the corresponding brane setup of D_k from that of \mathbf{Z}_{2k} .

Now the brane configuration for the \mathbf{Z}_{2k} orbifold is the well-known *elliptic model* consisting of $2k$ NS5-branes arranged in a circle with D4-branes stretched in between as shown in Part (III) of Figure 1. After stepwise projection by γ , the quiver in Part (I) becomes that in Part(II) (see Figure 2 also). There is an obvious \mathbf{Z}_2 quotienting involved, where the nodes i and $2k - i$ for $i = 1, 2, \dots, k - 1$ are identified while each of the nodes 0 and k splits into two parts. Of course, this symmetry is not immediately apparent from the properties of γ , which is a group element of order 4. This phenomenon is true in general: the order of the generator used in the stepwise projection does not necessarily determine what symmetry the parent quiver undergoes to arrive at the resulting quiver; instead we must observe *a posteriori* the shapes of the respective quivers.

Let us digress a moment to formulate the above results in the language used in [10, 11]. Recalling from the brief comments in the beginning of Section 4, we adopt their idea of labelling the irreducible representations of Δ by $\mathbb{Z}_n \times \mathbb{Z}_n$ up to appropriate identifications, which in our terminology is simply the by-now familiar stepwise projection of the parent $\mathbb{Z}_n \times \mathbb{Z}_n$ quiver. As a comparison, we apply this idea to the case of $\mathbb{Z}_{2k} \rightarrow D_k$. Therefore we need to label the irreps of D_k or appropriate tensor sums thereof, in terms of certain (reducible) 2-dimensional representations of \mathbb{Z}_{2k} . Motivated by the factorization property (3.3), we chose these representations to be

$$R_{\mathbb{Z}_{2k}(2)}^l := R_{\mathbb{Z}_{2k}(1)}^{l,irrep} \oplus R_{\mathbb{Z}_{2k}(1)}^{l,irrep} \quad (4.3)$$

where $l \in \mathbb{Z}_{2k}$, and amounts to precisely a \mathbb{Z}_{2k} -valued index on the representations of D_k (since \mathbb{Z}_{2k} is Abelian), which with foresight, we shall later use on D_k . We observe that such a labelling scheme has a symmetry

$$R_{\mathbb{Z}_{2k}(2)}^l \cong R_{\mathbb{Z}_{2k}(2)}^{-l},$$

which is obviously a \mathbb{Z}_2 action. Note that $l = 0$ and $l = k$ are fixed points of this \mathbb{Z}_2 .

We can now associate the 2-dimensional irreps of D_k with the non-trivial equivalence classes of the \mathbb{Z}_{2k} representations (4.3), i.e., for $l = 1, 2, \dots, k-1$ we have

$$R_{\mathbb{Z}_{2k}(2)}^l \cong R_{\mathbb{Z}_{2k}(2)}^{-l} \rightarrow R_{D_k(2)}^{l,irrep}. \quad (4.4)$$

These identifications correspond to the merging nodes in the associated quiver diagram. As for the fixed points, we need to map

$$\begin{aligned} R_{\mathbb{Z}_{2k}(2)}^0 &\rightarrow R_{D_k(1)}^{1,irrep} \oplus R_{D_k(1)}^{2,irrep} \\ R_{\mathbb{Z}_{2k}(2)}^k &\rightarrow R_{D_k(1)}^{3,irrep} \oplus R_{D_k(1)}^{4,irrep}. \end{aligned} \quad (4.5)$$

These fixed points are associated precisely with the nodes that split.

This construction shows clearly how, in the labelling scheme of [10, 11], our stepwise algorithm derives the D_k quiver as a \mathbb{Z}_2 projection of the \mathbb{Z}_{2k} quiver. The consistency of this description is verified by substituting the representations $R_{\mathbb{Z}_{2k}(2)}^l$ in the \mathbb{Z}_{2k} quiver relations $\mathcal{R} \otimes R_{\mathbb{Z}_{2k}(2)}^l = \bigoplus_{\bar{l}} a_{\bar{l}}^{\mathbb{Z}_{2k}(\mathcal{R})} R_{\mathbb{Z}_{2k}(2)}^{\bar{l}}$ using (4.4) and (4.5), which results exactly in the D_k quiver relations. We can of course apply the stepwise projection for the case of $\mathbb{Z}_n \times \mathbb{Z}_n \rightarrow \Delta$, and would arrive at the results in [10, 11].

In the brane setup picture, the identification of the nodes i and $2k - i$ for $i = 1, 2, \dots, k-1$ corresponds to the identification of these intervals of NS5-branes as well as the D4-branes in between in the X^{6789} directions (with direction-6 compact). Thus the \mathbb{Z}_2 action on the \mathbb{Z}_{2k} quiver should include a space-time action which identifies $X^{6789} = -X^{6789}$. Similarly, the splitting of gauge fields in intervals 0 and k hints the existence of a \mathbb{Z}_2 action on the string world-sheet. Thus the overall \mathbb{Z}_2 action should include two parts: a space-time symmetry which identifies and a world-sheet symmetry which splits respective gauge groups.

What then is this action physically? What object in string theory performs the tasks in the above paragraph? Fortunately, the space-time parity and string world-sheet $(-1)^{F_L}$ actions [18, 19] are precisely the aforementioned symmetries. In other words, the *ON-plane* is that which we seek. This is of great assurance to us, because the brane setup for D_k theories, as given in [19], is indeed a configuration which uses the ON-plane to project out or identify fields in a manner consistent with our discussions.

4.2.2 The General Action on the Brane Setup?

It seems therefore, that we could now be boosted with much confidence: since we have proven in the previous subsection that our stepwise projection algorithm is a constructive method of arriving at *any* orbifold quiver by appropriate quotient of the \mathbb{Z}_n quiver, could we not simply find the appropriate object in string theory which would perform such a quotient, much in the spirit of the orientifold prescribing \mathbb{Z}_2 in the above example, on the well-known \mathbb{Z}_n brane setup, in order to solve our problem?

Such a confidence, as is with most in life, is overly optimistic. Let us pause a moment to consider the E_6 example. The action by δ in the case of $D_2 \rightarrow E_6$ in §3.2 and that of β_4 in the case of $\mathbb{Z}_6 \rightarrow E_6$ in §3.3 can be visualised in Parts (I) and (II) of Figure 3 to be an \mathbb{Z}_3 action on the respective parent quivers. In particular, the identifications $c_{11} \sim c_{22} \sim a_{22}$ and $\tilde{a} \sim \tilde{c} \sim \tilde{e}; b_1 \sim f_2, b_2 \sim d_1, d_2 \sim f_1$ respectively for Parts (I) and (II) are suggestive of a \mathbb{Z}_3 action on X^{6789} . The tripartite splittings for b, a_{11} and a, b, d respectively also hint at a \mathbb{Z}_3 action on the string world-sheet.

Again let us phrase the above results in the scheme of [10, 11], and manifestly show how the E_6 quiver results from a \mathbb{Z}_3 projection of the D_2 quiver. We define the following representations of D_2 : $R_{D_2(6)}^0 = R_{D_2(2)}^{irrep} \oplus R_{D_2(2)}^{irrep} \oplus R_{D_2(2)}^{irrep}$ and $R_{D_2(3)}^l = R_{D_2(1)}^{l,irrep} \oplus R_{D_2(1)}^{l,irrep} \oplus R_{D_2(1)}^{l,irrep}$ where $l \in \mathbb{Z}_4$ labels the four 1-dimensional irreducible representations of D_2 . There is an identification

$$R_{D_2}^l \cong R_{D_2}^{f(l)}$$

where

$$f(l) = \begin{cases} 0, & l = 0 \\ 2, & l = 1 \\ 3, & l = 2 \\ 1, & l = 3 \end{cases}$$

Clearly this is a \mathbb{Z}_3 action on the index l . Note that we have two representations labelled with $l = 0$ which are fixed points of this action. In the quiver diagram of D_2 these correspond to the middle node and another one arbitrarily selected from the remaining four, both of which split into three. The remaining three nodes are consequently merged into a single one (see Figure 3). To derive the

E_6 quiver we need to map the nodes of the parent D_2 quiver as

$$\begin{aligned} R_{D_2(6)}^0 &\rightarrow R_{E_6(2)}^{1,irrep} \oplus R_{E_6(2)}^{2,irrep} \oplus R_{E_6(2)}^{3,irrep} \\ R_{D_2(3)}^0 &\rightarrow R_{E_6(1)}^{1,irrep} \oplus R_{E_6(1)}^{2,irrep} \oplus R_{E_6(1)}^{3,irrep} \\ R_{D_2(3)}^l &\cong R_{D_2(3)}^{f(l)} \rightarrow R_{E_6(3)}^{irrep}, \quad l \in \mathbb{Z}_4 - \{0\}. \end{aligned}$$

Consistency requires that if we replace R_{D_2} in the D_2 quiver defining relations and then use the above mappings, we get the E_6 quiver relations for $R_{E_6}^{irrep}$.

The origin of this \mathbb{Z}_3 analogue of the orientifold \mathbb{Z}_2 -projection is thus far unknown to us. If an object with this property is to exist, then the brane setup for the E_6 theory could be implemented; on the other hand if it does not, then we would be suggested at why the attempt for E_6 has been prohibitively difficult.

The \mathbb{Z}_3 action has been noted to arise in [11] in the context of quotienting the $\mathbb{Z}_n \times \mathbb{Z}_n$ quiver to arrive at the quiver for the Δ -series. Indeed from our comparative study in Section 4.2.1, we see that in general, labelling the irreps by a multi-index is precisely our stepwise algorithm in disguise, as applied to a product Abelian group: the $\mathbb{Z}_n \times \cdots \times \mathbb{Z}_n$ orbifold. Therefore in a sense we have explained why the labelling scheme of [10, 11] should work.

And the same goes with E_7 and E_8 : we could perform stepwise projection thereupon and mathematically obtain their quivers as appropriate quotients of the \mathbb{Z}_n quiver by the symmetry S of the identification and splitting of nodes. To find a physical brane setup, we would then need to find an object in string theory which has an S action on space-time and the string world-sheet. Note that the above are cases of the \mathbb{C}^2 orbifolds; for the \mathbb{C}^k -orbifold we should initialise our algorithm with, and perform stepwise projection on the quiver of $\mathbb{Z}_n \times \cdots \times \mathbb{Z}_n$ ($k - 1$ times), i.e., the brane box and cube ($k = 2, 3$).

Though mathematically we have found a systematic treatment of constructing quivers under a new light, namely the “stepwise projection” from the Abelian quiver, much work remains. In the field of brane setups for singularities, our algorithm is intended to be a small step for an old standing problem. We must now diligently seek a generalisation of the orientifold plane with symmetry S in string theory, that could perform the physical task which our mathematical methodology demands.

Acknowledgements

Ad Catharinae Sanctae Alexandriae et Ad Majorem Dei Gloriam...

We would like to extend our gratitude to D. Berenstein for useful discussions, especially for his informing us of his related works in the context of discrete torsion. Furthermore, we are indebted to the Reed Fund, the CTP, and the LNS for their gracious patronage.

References

- [1] M. Douglas and G. Moore, “D-Branes, Quivers, and ALE Instantons,” hep-th/9603167.

- [2] Clifford V. Johnson, Robert C. Myers, “Aspects of Type IIB Theory on ALE Spaces,” hep-th/9610140.
- [3] A. Hanany and E. Witten, “Type IIB Superstrings, BPS monopoles, and Three-Dimensional Gauge Dynamics,” hep-th/9611230.
- [4] A. Giveon and D. Kutasov, “Brane Dynamics and Gauge Theory,” hep-th/9802067.
- [5] A. Lawrence, N. Nekrasov and C. Vafa, “On Conformal Field Theories in Four Dimensions,” hep-th/9803015.
- [6] E. Rabinovici, Talk, Strings 2000.
- [7] A. Hanany and Y.-H. He, “Non-Abelian Finite Gauge Theories,” hep-th/9811183.
- [8] A. Hanany and Y.-H. He, “A Monograph on the Classification of the Discrete Subgroups of $SU(4)$,” hep-th/9905212.
- [9] B. Feng, A. Hanany, and Y.-H. He, “The $Z_k \times D_{k'}$ Brane Box Model,” hep-th/9906031;
B. Feng, A. Hanany, and Y.-H. He, “Z-D Brane Box Models and Non-Chiral Dihedral Quivers,” hep-th/9909125.
- [10] T. Muto, “D-branes on Three-dimensional Nonabelian Orbifolds,” hep-th/9811258.
- [11] T. Muto, “Brane Configurations for Three-dimensional Nonabelian Orbifolds,” hep-th/9905230.
- [12] T. Muto, “Brane Cube Realization of Three-dimensional Nonabelian Orbifolds,” hep-th/9912273.
- [13] W. Ledermann, “Introduction to Group Characters,” CUP, Cambridge 1987.
- [14] J.-P. Serre, “Linear Representations of Finite Groups,” Springer-Verlag, 1977.
- [15] A. Hanany and A. Zaffaroni, “On the Realisation of Chiral Four-Dimensional Gauge Theories Using Branes,” hep-th/9801134.
- [16] A. Hanany and A. Uranga, “Brane Boxes and Branes on Singularities,” hep-th/9805139.
- [17] H. García-Compeán and A. Uranga, “Brane Box Realization of Chiral Gauge Theories in Two Dimensions,” hep-th/9806177.
- [18] A. Sen, “Duality and Orbifolds,” hep-th/9604070;
A. Sen, “Stable Non-BPS Bound States of BPS D-branes”, hep-th/9805019.
- [19] A. Kapustin, “ D_n Quivers from Branes,” hep-th/9806238.
- [20] A. Uranga, “From quiver diagrams to particle physics,” hep-th/0007173.
- [21] D. Berenstein, Private communications;
David Berenstein, Vishnu Jejjala, Robert G. Leigh, “D-branes on Singularities: New Quivers from Old,” hep-th/0012050.