

The two-loop scalar and tensor Pentabox graph with light-like legs

C. Anastasiou¹, E. W. N. Glover² and C. Oleari³

Department of Physics, University of Durham, Durham DH1 3LE, England

Abstract

We study the scalar and tensor integrals associated with the pentabox topology: the class of two-loop box integrals with seven propagators – five in one loop and three in the other. We focus on the case where the external legs are light-like and use integration-by-parts identities to express the scalar integral in terms of two master integrals and present an explicit analytic expression for the pentabox scalar integral as a series expansion in $\epsilon = (4 - D)/2$. We also give an algorithm based on integration by parts for relating the generic tensor integrals to the same two master integrals and provide general formulae describing the master integrals in arbitrary dimension and with general powers of propagators.

¹e-mail: Ch.Anastasiou@durham.ac.uk

²e-mail: E.W.N.Glover@durham.ac.uk

³e-mail: Carlo.Oleari@durham.ac.uk

1 Introduction

Scattering processes are one of the most important sources of information on short distance physics and have played a vital role in establishing the properties of the fundamental interactions of nature. At the one-loop level, box integrals are a key ingredient in the comparison of perturbative predictions with experimental data, such as wide-angle jet production in hadron collisions or Bhabha scattering in electron-positron annihilation. Recent improvements of experimental measurements demand even more precise theoretical predictions and there is significant interest in determining $2 \rightarrow 2$ scattering rates at the two-loop order. Achieving this goal requires the evaluation of two-loop graphs such as the planar double-box graph [1, 2], the non-planar double-box graph [3] or some one-loop box integrals with bubble insertions on one of the propagators [4].

In addition, we also need to study the particular type of planar box graph shown in Fig. 1. Owing to the particular shape of this diagram, we name this topology pentabox. It is the purpose of this paper to provide analytic expressions for the scalar pentabox with unit powers of the propagators using dimensional regularisation for the light-like (or on-shell) case, $p_1^2 = p_2^2 = p_3^2 = p_4^2 = 0$, in terms of generalised polylogarithms. In addition, we use integration-by-parts identities [5] to relate the most general scalar integral to simpler master integrals, whose actual expression we compute. We also give algorithms for evaluating all the associated tensor integrals. These are directly related to scalar integrals with higher powers of the propagators in higher dimension. As with the scalar integral, the integration-by-parts identities allow the tensor integrals to be obtained in terms of the master integrals.

Our paper is organised as follows. In Section 2 we establish the basic notation we will use for two-loop integrals. Analytic expressions for the scalar pentabox integral, together with algorithms for reducing the integral to master integrals, are given in Section 3, while the tensor integrals are described in Section 4. Details of the master integrals and algorithms relating them are given in Section 5. Explicit expansions in $\epsilon = (4 - D)/2$ are computed in terms of generalised polylogarithm functions. Useful relations amongst the polylogarithms are collected in Appendix A. Finally, our findings are summarised in Section 6.

2 Notation

We denote the generic two-loop integral in D dimensions with n propagators A_i raised to arbitrary powers as

$$J^D[f; g; fQ_i^2g][1; k_1; k_2; k_1k_1; k_1k_2; \dots] = \int \frac{d^D k_1}{i^{D-2}} \int \frac{d^D k_2}{i^{D-2}} \frac{[1; k_1; k_2; k_1k_1; k_1k_2; \dots]}{A_1^{-1} \dots A_n^{-1}}; \quad (2.1)$$

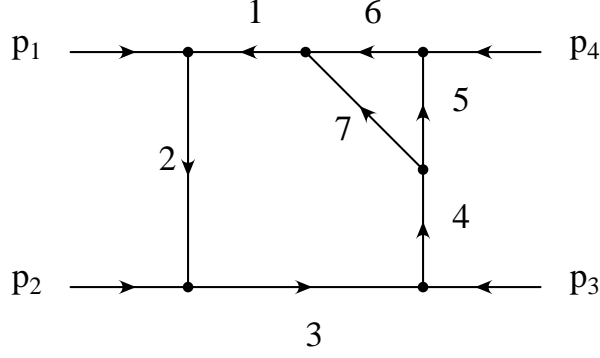


Figure 1: The pentabox topology. The propagators are labelled according to Eq. (2.3) and are each raised to the α_i power.

where the external momentum scales are indicated by $fQ_i^2 g$. When the numerator in Eq. (2.1) is unity, $J^D(f_i g; fQ_i^2 g) [1] = J^D(f_i g; fQ_i^2 g)$, we have the scalar integral that forms the basic underlying skeleton of the graph. The tensor integrals $J^D(f_i g; fQ_i^2 g) [k_1; :::]$, which naturally arise in Feynman diagrams, are usually related to combinations of the scalar integral with different powers of propagators and/or different values of D [6]. Evaluation of two-loop matrix elements for physical processes requires a knowledge of both tensor and scalar integrals.

In this paper we focus on the specific two-loop box graph shown in Fig. 1, whose analytic expression is

$$J^D(\alpha_1; \alpha_2; \alpha_3; \alpha_4; \alpha_5; \alpha_6; \alpha_7; s; t) = \int \frac{d^D k_1}{i^{D-2}} \int \frac{d^D k_2}{i^{D-2}} \frac{1}{A_1^{\alpha_1} A_2^{\alpha_2} A_3^{\alpha_3} A_4^{\alpha_4} A_5^{\alpha_5} A_6^{\alpha_6} A_7^{\alpha_7}}; \quad (2.2)$$

together with the associated tensor integrals, where the propagators are given by

$$\begin{aligned} A_1 &= k_1^2 + i0; \\ A_2 &= (k_1 + p_1)^2 + i0; \\ A_3 &= (k_1 + p_1 + p_2)^2 + i0; \\ A_4 &= (k_1 + p_1 + p_2 + p_3)^2 + i0; \\ A_5 &= (k_2 + p_1 + p_2 + p_3)^2 + i0; \\ A_6 &= k_2^2 + i0; \\ A_7 &= (k_1 - k_2)^2 + i0; \end{aligned} \quad (2.3)$$

With this momentum assignment we see that the loop momentum k_1 circulates in five of the propagators while k_2 circulates in only three. All of the external momenta are ingoing and

are taken to be light-like: $p_1^2 = p_2^2 = p_3^2 = p_4^2 = 0$. The only momentum scales present in the problem are therefore the usual Mandelstam variables $s = (p_1 + p_2)^2$ and $t = (p_2 + p_3)^2$, together with $u = s - t$.

3 The scalar pentabox integral

The generic scalar pentabox integral, $J^D(1; 2; 3; 4; 5; 6; 7; s; t)$, with arbitrary powers of propagators in D dimension is always reducible to a finite set of master integrals. In fact, applying the integration-by-parts method [5] to the following two integrals

$$\int \frac{d^D k_1}{i^{D-2}} \int \frac{d^D k_2}{i^{D-2}} \frac{\partial}{\partial k_2} \frac{[(k_2 - p_4) \cdot k_2]}{A_1^1 A_2^2 A_3^3 A_4^4 A_5^5 A_6^6 A_7^7} = 0; \quad (3.1)$$

we find that

$$(D - 2 \ 5 \ 6 \ 7) J^D = 6^{+5} + 7^{+5} - 7^{+4} J^D; \quad (3.2)$$

$$(D \ 5 \ 2 \ 6 \ 7) J^D = 5^{+6} + 7^{+6} - 7^{+1} J^D; \quad (3.3)$$

where $J^D = J^D(1; 2; 3; 4; 5; 6; 7; s; t)$ and the symbols i^+ and i^- are shorthand notation for raising and lowering of powers of propagator i

$$i J^D(\dots; i; \dots) = J^D(\dots; i - 1; \dots); \quad (3.4)$$

As usual, each raising operator is always accompanied by a factor of i so that it is impossible to raise the power of the propagator if it is not already present, i.e. $i \notin 0$.

By repeated application of Eq. (3.2), we can reduce either of 4 or 5 to zero. Similarly, by applying Eq. (3.3) we can lower (and eventually eliminate) the power of either 1 or 6 . This produces a pinched graph of the form

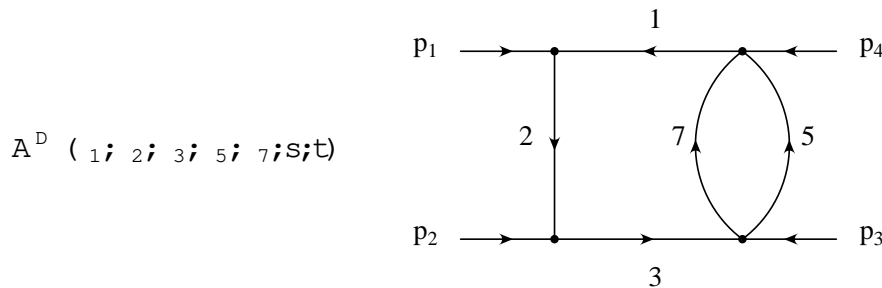
$$J^D(1; 2; 3; 4; 0; 0; 7; s; t) = 0; \quad (3.5)$$

$$J^D(1; 2; 3; 0; 5; 0; 7; s; t) = A^D(1; 2; 3; 5; 7; s; t); \quad (3.6)$$

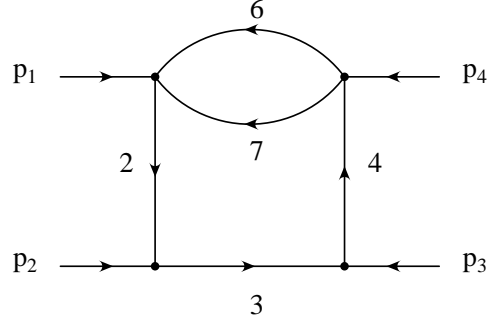
$$J^D(0; 2; 3; 4; 0; 6; 7; s; t) = B^D(2; 3; 4; 6; 7; s; t); \quad (3.7)$$

$$J^D(0; 2; 3; 0; 5; 6; 7; s; t) = C^D(2; 3; 5; 6; 7; s; t); \quad (3.8)$$

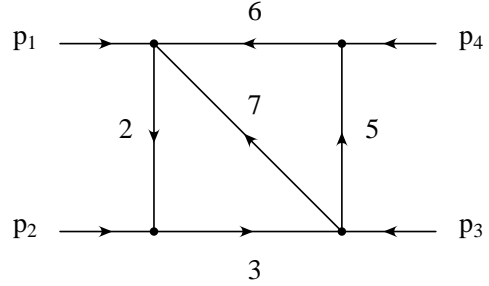
where, diagrammatically,



$$B^D (2; 3; 4; 6; 7; s; t)$$



$$C^D (2; 3; 5; 6; 7; s; t)$$



A^D , B^D and C^D constitute our set of master integrals. Due to the particular symmetry of these diagrams, they satisfy some additional identities:

– The A^D and B^D master integrals are related by exchanging s and t according to

$$B^D (2; 3; 4; 6; 7; s; t) = A^D (2; 3; 4; 6; 7; t; s); \quad (3.9)$$

and A^D has the additional symmetries

$$\begin{aligned} A^D (3; 2; 1; 5; 7; s; t) &= A^D (1; 2; 3; 5; 7; s; t); \\ A^D (1; 2; 3; 7; 5; s; t) &= A^D (1; 2; 3; 5; 7; s; t); \end{aligned} \quad (3.10)$$

– Similarly, the C^D master integral has the properties

$$\begin{aligned} C^D (6; 5; 3; 2; 7; t; s) &= C^D (2; 3; 5; 6; 7; s; t); \\ C^D (3; 2; 6; 5; 7; t; s) &= C^D (2; 3; 5; 6; 7; s; t); \end{aligned} \quad (3.11)$$

Application: We consider here the specific case of the scalar integral with all the propagators equal to one. Applying Eqs. (3.2) and (3.3) we obtain

$$\begin{aligned} J^D (1; 1; 1; 1; 1; 1; 1; s; t) &= \frac{1}{(\text{D} - 5)(\text{D} - 4)} \\ &\quad + 2C^D (1; 1; 1; 1; 3; s; t) - 2A^D (1; 1; 1; 1; 3; s; t) - A^D (1; 1; 1; 2; 2; s; t) \\ &\quad - 2B^D (1; 1; 1; 1; 3; s; t) - B^D (1; 1; 1; 2; 2; s; t) : \end{aligned} \quad (3.12)$$

The explicit form for the master integrals with arbitrary powers of propagators and arbitrary dimension are collected in Section 5. Making a series expansion in $\epsilon = (4 - D)/2$, we find that the general structure of the scalar integral can be written

$$J^D(1;1;1;1;1;1;1;s;t) = \frac{3}{4} \frac{(1+3\epsilon)}{(1+\epsilon)(1+2\epsilon)} \frac{(1-\epsilon)^3}{(1-3\epsilon)} \frac{(1+2\epsilon)}{(1-3\epsilon)} \left(\frac{(t)^2}{st^2} R(s;t) + \frac{(s)^2}{ts^2} R(t;s) \right) : \quad (3.13)$$

1) In the physical region $s > 0, t < 0$ we have

$$\begin{aligned} R(s;t) = & 1 + \epsilon + 2\epsilon^2 + 4S_{1;2} \frac{s+t}{s} + 2\epsilon^3 + 6\epsilon^2 \\ & + 12S_{2;2} \frac{s+t}{s} + 8S_{1;3} \frac{s+t}{s} + 8S_{1;2} \frac{s+t}{s} + 28\epsilon^2 \text{Li}_2 \frac{s+t}{s} \\ & + 6\epsilon^3 + 51\epsilon^4 + 4i \text{Li}_2 \frac{s+t}{s} + 2\epsilon^3 \\ & + 3\text{Li}_3 \frac{s+t}{s} + 2\text{Li}_2 \frac{s+t}{s} + 2S_{1;2} \frac{s+t}{s} + \epsilon^3 + 2\epsilon^4 + O(\epsilon^5) : \end{aligned} \quad (3.14)$$

The generalised polylogarithms (defined in Section A.1) that appear in Eq. (3.14), and then in Eq. (3.13), have arguments $(s+t)=t$ and $(s+t)=s$, which are always less than unity in this region. The function $\text{Li}_2(t;s)$ assumes values

$$(s;t) = (t;s) = 1 : \quad (3.15)$$

The imaginary parts associated with the prefactor can be simply obtained by recalling the $+i0$ prescription associated with the external kinematic scales

$$(s)^2 = -j^2 \exp(2i\pi); \quad (3.16)$$

$$(t)^2 = -j^2 : \quad (3.17)$$

2) In the other physical region $s < 0, t < 0$, we use the analytic continuation formulae of Section A.2, and we find

$$\begin{aligned} R(s;t) = & 1 + \epsilon + 2\epsilon^2 + 4\text{Li}_3 \frac{s}{s+t} + 4 \log \frac{s+t}{s} \text{Li}_2 \frac{s}{s+t} \\ & + \frac{2}{3} \log^3 \frac{s+t}{s} + 2\epsilon^2 \log \frac{s+t}{s} + 4S_{1;2} \frac{s}{s+t} + 6\epsilon^3 + 2\epsilon^2 \\ & + 4S_{2;2} \frac{s}{s+t} + 8S_{1;3} \frac{s}{s+t} + 8 \log \frac{s+t}{s} + 1 S_{1;2} \frac{s}{s+t} \end{aligned}$$

$$\begin{aligned}
& 16 \text{Li}_4 \frac{s}{s+t} + 4 \log^2 \frac{s+t}{s} \text{Li}_3 \frac{s}{s+t} + \frac{5}{6} \log^4 \frac{s+t}{s} \\
& + 4 \log^2 \frac{s+t}{s} + 2 \log \frac{s+t}{s} \text{Li}_2 \frac{s}{s+t} + \frac{4}{3} \log^3 \frac{s+t}{s} \\
& + \frac{8}{3} \log^2 \frac{s+t}{s} + 12 [\log^3 + 2 \log^2] \log \frac{s+t}{s} + 14 \log^3 + 31 \log^4 + O(\log^5) :
\end{aligned} \tag{3.18}$$

Notice that, in this region, the scalar pentabox integral of Eq. (3.13) has no imaginary part, as expected.

4 The generic tensor integrals

In this section, we want to deal with the generic tensor integral, $J^D(f_{ij}; fQ_i^2 g) [k_1; \dots]$, using the pentabox just as an example of how to reduce the tensor integral to a set of scalar master integrals.

A method to reduce tensor integrals constructing differential operators that change the powers of the propagators as well as the dimension of the integral was presented in Ref. [6]. However, it is in our view simpler to obtain the tensor integrals directly from the Schwinger parameterised form of the integral. In fact, in its most general form, the integrand can be rewritten as

$$\frac{1}{A_1^{-1} \dots A_n^{-1}} = \int_0^\infty D\mathbf{x} \exp \left(- \sum_{i=1}^n x_i A_i \right); \tag{4.1}$$

where

$$D\mathbf{x} = \prod_{i=1}^n \frac{(x_i)^{Z_i-1}}{(x_i)^{0}} dx_i x_i^{Z_i-1} \tag{4.2}$$

and

$$\sum_{i=1}^n x_i A_i = a k_1^2 + b k_2^2 + 2c k_1 \cdot k_2 + 2d \cdot k_1 + 2e \cdot k_2 + f; \tag{4.3}$$

where a, b, c, d, e and f are directly readable from the actual graph: $a(b) = \sum_P x_i$, where the sum runs over the legs in the $k_1(k_2)$ loop, and $c = \sum_P x_i$ with the sum running over the legs common to both loops. Specially, in the pentabox graph we have

$$\begin{aligned}
a &= x_1 + x_2 + x_3 + x_4 + x_7 \\
b &= x_5 + x_6 + x_7 \\
c &= x_7 \\
d &= x_2 p_1 + x_3 p_{12} + x_4 p_{123} \\
e &= x_5 p_{123}
\end{aligned}$$

$$f = x_3 s; \quad (4.4)$$

where $p_{12} = p_1 + p_2$ and $p_{123} = p_1 + p_2 + p_3$. In all cases, the a, b, c, d, e and f are linear in the x_i .

With the change of variables

$$k_1 = K_1 - \frac{cK_2}{a} + X; \quad (4.5)$$

$$k_2 = K_2 + Y; \quad (4.6)$$

where

$$X = \frac{ce - bd}{P}; \quad Y = \frac{cd - ae}{P}; \quad (4.7)$$

and

$$P = ab - c^2; \quad (4.8)$$

we can diagonalise Eq. (4.3), so that

$$\sum_{i=1}^n x_i A_i = aK_1^2 + \frac{P}{a}K_2^2 + \frac{Q}{P}; \quad (4.9)$$

with

$$Q = ae^2 - bd^2 + 2ce - d + fP; \quad (4.10)$$

The scalar loop integral can be cast in the form

$$J^D(f; g; fQ_i^2; g) [1] = \int \frac{d^D K_1}{i^{D-2}} \int \frac{d^D K_2}{i^{D-2}} \exp \left[-aK_1^2 + \frac{P}{a}K_2^2 + \frac{Q}{P} \right]; \quad (4.11)$$

and the Gaussian integrals over the shifted loop momenta are evaluated to

$$J^D(f; g; fQ_i^2; g) [1] = \int d^D x I; \quad (4.12)$$

the integrand I being given by

$$I = \frac{1}{P^{D/2}} \exp \left[-\frac{Q}{P} \right]; \quad (4.13)$$

Similarly, the tensor integrals can be easily obtained by using identities such as

$$\int \frac{d^D K_1}{i^{D-2}} K_1 \exp \left[-aK_1^2 \right] = 0; \quad (4.14)$$

$$\int \frac{d^D K_1}{i^{D-2}} K_1 K_1 \exp \left[-aK_1^2 \right] = \frac{1}{2a} g \frac{1}{a^{D/2}}; \quad (4.15)$$

$$\int \frac{d^D K_1}{i^{D-2}} K_1 K_1 K_1 K_1 \exp \left[-aK_1^2 \right] = \frac{1}{4a^2} fg + g + g + g + g \frac{1}{a^{D/2}}; \quad (4.16)$$

To give a concrete example, we consider the tensor integral associated with k_1

$$J^D f_i g; f Q_i^2 g [k_1] = \int \frac{d^D K_1}{i^{D=2}} \int \frac{d^D K_2}{i^{D=2}} \left(K_1 - \frac{c K_2}{a} + X \right) \exp \left(a K_1^2 + \frac{P}{a} K_2^2 + \frac{Q}{P} \right) \quad (4.17)$$

Recalling the definition (4.7), we see that X consists of the ratio of a set of bilinears in x_i divided by P . We can therefore absorb the factors of x_i into $D \times$ (see Eq. (4.2)) by increasing the power to which the i -th propagator is raised

$$\frac{(i-1)x_i^{i-1}}{(i)} x_i =) \quad i \frac{(i-1)^{i+1} x_i^i}{(i+1)} \quad i^+; \quad (4.18)$$

while the factor P can be absorbed into I (see Eq. (4.13))

$$\frac{1}{P^{D=2}} \frac{1}{P} =) \quad \frac{1}{P^{(D+2)=2}}; \quad (4.19)$$

so that $1=P$ acts as a dimension increaser

$$\frac{1}{P} =) \quad d^+; \quad P =) \quad d^-; \quad (4.20)$$

where

$$d J^D f_i g; f Q_i^2 g = J^{D+2} f_i g; f Q_i^2 g : \quad (4.21)$$

In this way, each x_i in the numerator increases by one the power of the associated propagator, and each power of P in the denominator (numerator) increases (decreases) the space-time dimension D by two. Schematically we have

$$J^D f_i g; f Q_i^2 g [k_1] = \sum_{i,j,p_k} X J^{D+2} f_{i+1} g_{j+1} Q_i^2 [1]; \quad (4.22)$$

where the summation runs over the elements of (cell) which fix the values of i, j and p_k .

For the case of the pentabox where a, \dots, f are given in Eq. (4.4), we have from Eq. (4.7)

$$X = \frac{x_7 x_5 p_{123} (x_5 + x_6 + x_7) (x_2 p_1 + x_3 p_{12} + x_4 p_{123})}{P} \quad (4.23)$$

so that Eq. (4.17) becomes

$$J^D [k_1] = \int \frac{d^D K_1}{i^{D=2}} \int \frac{d^D K_2}{i^{D=2}} \left(K_1 - \frac{c K_2}{a} + X \right) \exp \left(a K_1^2 + \frac{P}{a} K_2^2 + \frac{Q}{P} \right) \quad (4.24)$$

where we have used the shorthand notation $J^D = J^D(f_i g; f Q_i^2 g)$.

By applying the integration-by-parts identities (3.2) and (3.3) we can now write this tensor integral directly in terms of the set of master integrals.

For generic four-point integrals, we need tensor integrals with up to four free indices, each associated with a Lorentz index of an external leg. Integrals with higher powers of the loop momenta are of course possible, but must yield dot products with other momenta when the available free Lorentz indices are saturated. In many cases, these dot products can be immediately expressed in terms of the propagators and canceled through (see Eq. (4.38)).

Nevertheless, the procedure previously described can be iterated ad libitum and we can express every tensor integrals in terms of scalar ones with increased powers of the propagators and dimension D . For example, we have

$$J^D[k_2] = \int_D \frac{d^D x}{(2\pi)^D} \frac{1}{(x^2)^2} I; \quad (4.25)$$

$$J^D[k_1 k_1] = \int_D \frac{d^D x}{(2\pi)^D} \frac{x^\mu x^\mu}{(x^2)^2} \frac{b}{2P} g^{\mu\nu} I; \quad (4.26)$$

$$J^D[k_1 k_2] = \int_D \frac{d^D x}{(2\pi)^D} \frac{x^\mu y^\mu}{(x^2)^2} + \frac{c}{2P} g^{\mu\nu} I; \quad (4.27)$$

$$J^D[k_2 k_2] = \int_D \frac{d^D x}{(2\pi)^D} \frac{y^\mu y^\mu}{(x^2)^2} \frac{a}{2P} g^{\mu\nu} I; \quad (4.28)$$

$$J^D[k_1 k_1 k_1] = \int_D \frac{d^D x}{(2\pi)^D} \frac{x^\mu x^\mu x^\nu x^\nu}{(x^2)^2} \frac{b}{2P} f g^{\mu\nu} x^\mu + g^{\mu\nu} x^\mu + g^{\mu\nu} x^\mu g^{\nu\rho} I; \quad (4.29)$$

$$J^D[k_1 k_1 k_2] = \int_D \frac{d^D x}{(2\pi)^D} \frac{x^\mu x^\mu x^\nu y^\nu}{(x^2)^2} \frac{b}{2P} g^{\mu\nu} y^\nu + \frac{c}{2P} f g^{\mu\nu} x^\mu + g^{\mu\nu} x^\mu g^{\nu\rho} I; \quad (4.30)$$

$$J^D[k_1 k_2 k_2] = \int_D \frac{d^D x}{(2\pi)^D} \frac{x^\mu y^\mu y^\nu y^\nu}{(x^2)^2} \frac{a}{2P} g^{\mu\nu} x^\mu + \frac{c}{2P} f g^{\mu\nu} y^\nu + g^{\mu\nu} y^\nu g^{\nu\rho} I; \quad (4.31)$$

$$J^D[k_2 k_2 k_2] = \int_D \frac{d^D x}{(2\pi)^D} \frac{y^\mu y^\mu y^\nu y^\nu}{(x^2)^2} \frac{a}{2P} f g^{\mu\nu} y^\nu + g^{\mu\nu} y^\nu + g^{\mu\nu} y^\nu g^{\nu\rho} I; \quad (4.32)$$

$$\begin{aligned} J^D[k_1 k_1 k_1 k_1] = & \int_D \frac{d^D x}{(2\pi)^D} \frac{x^\mu x^\mu x^\nu x^\nu}{(x^2)^2} + \frac{b^2}{4P^2} f g^{\mu\nu} g^{\mu\nu} + g^{\mu\nu} g^{\mu\nu} + g^{\mu\nu} g^{\mu\nu} g^{\rho\sigma} \\ & \frac{b}{2P} f g^{\mu\nu} x^\mu x^\nu + g^{\mu\nu} x^\mu x^\nu + g^{\mu\nu} x^\mu x^\nu + g^{\mu\nu} x^\mu x^\nu \\ & + g^{\mu\nu} x^\mu x^\nu + g^{\mu\nu} x^\mu x^\nu g^{\rho\sigma} I; \end{aligned} \quad (4.33)$$

$$\begin{aligned} J^D[k_1 k_1 k_1 k_2] = & \int_D \frac{d^D x}{(2\pi)^D} \frac{x^\mu x^\mu x^\nu y^\nu}{(x^2)^2} \frac{b}{2P} f g^{\mu\nu} x^\mu + g^{\mu\nu} x^\mu + g^{\mu\nu} x^\mu g^{\nu\rho} \\ & + \frac{c}{2P} f g^{\mu\nu} x^\mu x^\nu + g^{\mu\nu} x^\mu x^\nu + g^{\mu\nu} x^\mu x^\nu g^{\rho\sigma} \end{aligned}$$

$$\frac{bc}{4P^2} fg \, g + g \, g + g \, g \, g \, I; \quad (4.34)$$

$$\begin{aligned} J^D [k_1 k_1 k_2 k_2] = & \int^Z D x \, X \, X \, Y \, Y \, \frac{a}{2P} g \, X \, X \, \frac{b}{2P} g \, Y \, Y \\ & + \frac{c}{2P} fg \, X \, Y + g \, X \, Y + g \, X \, Y + g \, X \, Y \, g \\ & + \frac{ab}{4P^2} g \, g + \frac{c^2}{4P^2} fg \, g + g \, g \, g \, I; \end{aligned} \quad (4.35)$$

$$\begin{aligned} J^D [k_1 k_2 k_2 k_2] = & \int^Z D x \, X \, Y \, Y \, Y \, \frac{a}{2P} fg \, Y + g \, Y + g \, Y \, gX \\ & + \frac{c}{2P} fg \, Y \, Y + g \, Y \, Y + g \, Y \, Y \, g \\ & + \frac{ac}{4P^2} fg \, g + g \, g + g \, g \, g \, I; \end{aligned} \quad (4.36)$$

$$\begin{aligned} J^D [k_2 k_2 k_2 k_2] = & \int^Z D x \, Y \, Y \, Y \, Y + \frac{a^2}{4P^2} fg \, g + g \, g + g \, g \, g \\ & + \frac{a}{2P} fg \, Y \, Y + g \, Y \, Y + g \, Y \, Y + g \, Y \, Y \\ & + g \, Y \, Y + g \, Y \, Y \, g \, I; \end{aligned} \quad (4.37)$$

At this point, the actual expressions of X and Y should be used and the powers of x_i and P are exchanged for scalar integrals with higher ϵ_i and higher D .

Of course, rewriting the tensor integrals in this way is only useful if the relevant scalar integrals in higher D and with arbitrary powers of the propagators are known. For the pentabox, this is the case since repeated application of the integration-by-parts identities (3.2) and (3.3) can always be used to reduce the integrals to one of the master integrals of Eqs. (3.6)–(3.8), for which general results are given in the next section.

However, there is one further simplification of note. When in the numerator we have a dot product that can be rewritten in terms of the difference of propagators, it is easiest to directly cancel one of the propagator powers. For example, if we have to deal with $k_1 \cdot p$, it is more efficient to make the replacement

$$2k_1 \cdot p = (k_1 + p_1)^2 - k_1^2 = A_2 - A_1 - 2 \quad (4.38)$$

The integration-by-parts identities (3.2) and (3.3) can still be used to further reduce the powers of ϵ_1 , ϵ_4 , ϵ_5 and ϵ_6 .

Following this procedure, we can pinch completely the second propagator, so that we

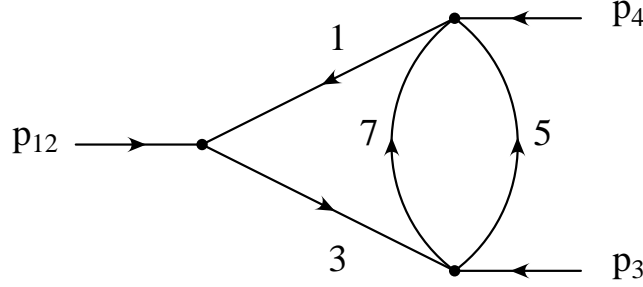


Figure 2: One-loop self-energy insertion into a one-loop triangle. The propagators are labelled according to Eq. (2.3) and are each raised to the α_i power.

immediately obtain self-energy insertions to one-loop triangle graphs of the type shown in Fig. 2. These can be written directly in terms of \mathcal{J} functions

$$\mathcal{J}^D(\alpha_1; 0; \alpha_3; 0; \alpha_5; 0; \alpha_7; s; t) = \mathcal{D}(\alpha_5; \alpha_7) \mathcal{I}_3^D - \alpha_5 + \alpha_7 \frac{D}{2}; \alpha_1; \alpha_3; s; \quad (4.39)$$

$$\mathcal{J}^D(0; 0; \alpha_3; 4; 0; \alpha_6; \alpha_7; s; t) = \mathcal{D}(\alpha_6; \alpha_7) \mathcal{I}_3^D - \alpha_4; \alpha_6 + \alpha_7 \frac{D}{2}; \alpha_3; s; \quad (4.40)$$

$$\mathcal{J}^D(0; 0; \alpha_3; 0; \alpha_5; \alpha_6; \alpha_7; s; t) = \mathcal{D}(\alpha_3; \alpha_7) \mathcal{I}_3^D - \alpha_5; \alpha_3 + \alpha_7 \frac{D}{2}; \alpha_6; s; \quad (4.41)$$

where the self-energy factor is given by

$$\mathcal{D}(\alpha_1; \alpha_2) = (-1)^{\frac{D}{2}} \frac{1 + \alpha_2 \frac{D}{2} \frac{D}{2} - 1 \frac{D}{2} - \alpha_2}{(\alpha_1) (\alpha_2) (D - \alpha_1 - \alpha_2)}; \quad (4.42)$$

and the one-loop triangle integral with arbitrary powers and with one external mass scale Q^2 is given by (see for example [7])

$$\mathcal{I}_3^D(\alpha_1; \alpha_2; \alpha_3; Q^2) = (-1)^{\frac{D}{2}} Q^2 \frac{D}{2} \frac{12}{(\alpha_2) (\alpha_3) (D - 123)} \frac{D}{2} \frac{13}{123} \frac{D}{2}; \quad (4.43)$$

where we have introduced the shorthand $ij = \alpha_i + \alpha_j$, $ijk = \alpha_i + \alpha_j + \alpha_k$, etc.

5 The master integrals

In this section, we collect the explicit expressions in terms of hypergeometric functions for the general master integrals A^D (B^D) and C^D , with arbitrary powers of propagators and

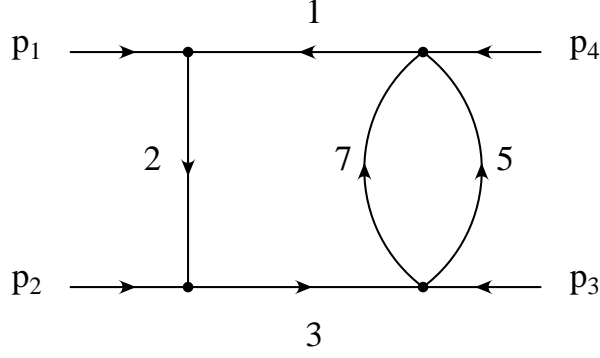


Figure 3: The master topology A. The propagators are labelled according to Eq. (2.3) and are each raised to the ϵ_i power.

general dimension D . We also show how to relate these to simpler pinched integrals and we compute explicitly the master integrals that we need to evaluate all the tensor integrals in a closed analytical form and as an expansion in $(D = 4 - 2\epsilon)$.

5.1 Topology A

The master integral $A^D(\epsilon_1; \epsilon_2; \epsilon_3; \epsilon_5; \epsilon_7; s; t)$ is shown in Fig. 3 and, with respect to the propagator factors of Eq. (2.3), is defined as

$$A^D(\epsilon_1; \epsilon_2; \epsilon_3; \epsilon_5; \epsilon_7; s; t) = \int \frac{d^D k_1}{i^{D=2}} \int \frac{d^D k_2}{i^{D=2}} \frac{1}{A_1^{\epsilon_1} A_2^{\epsilon_2} A_3^{\epsilon_3} A_5^{\epsilon_5} A_7^{\epsilon_7}} : \quad (5.1)$$

This integral is related by a factor to the ordinary one-loop box integral

$$A^D(\epsilon_1; \epsilon_2; \epsilon_3; \epsilon_5; \epsilon_7; s; t) = {}^D(\epsilon_5; \epsilon_7) I_4^D(\epsilon_1; \epsilon_2; \epsilon_3; \epsilon_5 + \epsilon_7; \frac{D}{2}; s; t) ; \quad (5.2)$$

where ${}^D(\epsilon_5; \epsilon_7)$ is given in Eq. (4.42) and

$$I_4^D(\epsilon_1; \epsilon_2; \epsilon_3; \epsilon_4; s; t) = \int \frac{d^D k_1}{i^{D=2}} \frac{1}{A_1^{\epsilon_1} A_2^{\epsilon_2} A_3^{\epsilon_3} A_4^{\epsilon_4}} : \quad (5.3)$$

Expressions for the one-loop box integral with general powers of the propagators are easily obtained [4, 7, 8]. In the kinematic region $|t| < |s|$ we find [4]

$$I_4^D(\epsilon_1; \epsilon_2; \epsilon_3; \epsilon_4; s; t) = (-1)^{\frac{D}{2}} s^{\frac{D}{2}} {}_{1234}''$$

$$\frac{{}_{1234} \frac{D}{2} \frac{D}{2} {}_{234} \frac{D}{2} {}_{124}}{(\epsilon_1) (\epsilon_3) (D - {}_{1234})}$$

$$\begin{aligned}
& {}_3F_2 \left(\begin{matrix} 2; 4; 1234 \end{matrix} \middle| \begin{matrix} \frac{D}{2}; 1 + \frac{D}{2}; 1 + \frac{D}{2}; \frac{t}{s} \end{matrix} \right) \\
& + \frac{{}_3F_2 \left(\begin{matrix} 234 \end{matrix} \middle| \begin{matrix} \frac{D}{2} \end{matrix} \right) \left(\begin{matrix} 34 \end{matrix} \right) \left(\begin{matrix} 3 \end{matrix} \right) \left(\begin{matrix} 1 \end{matrix} \right) \left(\begin{matrix} D \end{matrix} \right) \left(\begin{matrix} 1234 \end{matrix} \right)}{\left(\begin{matrix} 2 \end{matrix} \right) \left(\begin{matrix} 3 \end{matrix} \right) \left(\begin{matrix} 4 \end{matrix} \right) \left(\begin{matrix} D \end{matrix} \right) \left(\begin{matrix} 1234 \end{matrix} \right)} \\
& + \frac{{}_3F_2 \left(\begin{matrix} 1; \frac{D}{2} \end{matrix} \middle| \begin{matrix} \frac{D}{2} \end{matrix} \right) \left(\begin{matrix} 23; 1 + \frac{D}{2} \end{matrix} \right) \left(\begin{matrix} 3; 1 + \frac{D}{2} \end{matrix} \right) \left(\begin{matrix} 234; \frac{t}{s} \end{matrix} \right)}{\left(\begin{matrix} 1 \end{matrix} \right) \left(\begin{matrix} 2 \end{matrix} \right) \left(\begin{matrix} 4 \end{matrix} \right) \left(\begin{matrix} D \end{matrix} \right) \left(\begin{matrix} 1234 \end{matrix} \right)} \\
& + \frac{{}_3F_2 \left(\begin{matrix} 3; \frac{D}{2} \end{matrix} \middle| \begin{matrix} \frac{D}{2} \end{matrix} \right) \left(\begin{matrix} 14; 1 + \frac{D}{2} \end{matrix} \right) \left(\begin{matrix} 1; 1 + \frac{D}{2} \end{matrix} \right) \left(\begin{matrix} 124; \frac{t}{s} \end{matrix} \right)}{\left(\begin{matrix} 1 \end{matrix} \right) \left(\begin{matrix} 2 \end{matrix} \right) \left(\begin{matrix} 4 \end{matrix} \right) \left(\begin{matrix} D \end{matrix} \right) \left(\begin{matrix} 1234 \end{matrix} \right)} : (5.4)
\end{aligned}$$

Expressions for I_4^D valid for $j < j$ can be obtained by the exchanges $1 \leftrightarrow 2$, $3 \leftrightarrow 4$ and $s \leftrightarrow t$ in Eq. (5.4).

Although these integrals appear with a variety of integer values for 1 , 2 and 3 in dimensions higher than $D = 4$, we can systematically relate them to simpler integrals by the integration-by-parts identities. In fact, we can derive

$$s^{-1} 1^+ d^+ I_4^D = (D + 2 - 1234) d^+ I_4^D + 3 I_4^D; \quad (5.5)$$

$$t^{-2} 2^+ d^+ I_4^D = (D + 2 - 1234) d^+ I_4^D + 4 I_4^D; \quad (5.6)$$

$$s^{-3} 3^+ d^+ I_4^D = (D + 2 - 1234) d^+ I_4^D + 1 I_4^D; \quad (5.7)$$

where we have used the shorthand notation $I_4^D = I_4^D(1; 2; 3; 4; s; t)$.

Repeated application of these identities reduces 1 , 2 and 3 to unity together with integrals where one of the propagators is pinched out, yielding a one-loop triangle (see Eq. (4.43))

$$I_4^D(1; 2; 0; 4; s; t) = I_3^D(1; 2; 4; t); \quad (5.8)$$

$$I_4^D(0; 2; 3; 4; s; t) = I_3^D(3; 2; 4; t); \quad (5.9)$$

Subsequent application of

$$t^{-4} 4^+ d^+ I_4^D = (D + 2 - 1234) d^+ I_4^D + 2 I_4^D \quad (5.10)$$

can be used to control the power of 4 and form the pinched triangle integral

$$I_4^D(1; 0; 3; 4; s; t) = I_3^D(4; 1; 3; s); \quad (5.11)$$

The only remaining one-loop box graphs have $1 = 2 = 3 = 1$ and both 4 and D arbitrary and may be written in terms of Gaussian hypergeometric functions as [4]

$$I_4^D(1; 1; 1; 4; s; t) = (-1)^{\frac{D}{2}} \frac{2 + 4 \frac{D}{2} \frac{D}{2} 1 4 2 \frac{D}{2}}{(D - 3 - 4) 3 \frac{D}{2}}$$

$$\begin{aligned}
& t^{\frac{D}{2}-3-\epsilon} \frac{\frac{D}{2}-2}{(\epsilon)} {}_2F_1\left(1;1;\frac{D}{2}-1;\frac{s+t}{t}\right) \\
& + s^{\frac{D}{2}-3-\epsilon} \frac{D}{2}-1-\epsilon {}_2F_1\left(1;\frac{D}{2}-1;\frac{s+t}{s}\right) : \quad (5.12)
\end{aligned}$$

Using Eq. (5.10) we can select a particular value of ϵ , for example, $\epsilon = \frac{1}{2}$. The hypergeometric functions have one-dimensional integral representations and in $D = 4 - 2\epsilon$ can be expanded around $\epsilon = 0$ in terms of generalised polylogarithms. The necessary integrals are easily written

$$\begin{aligned}
{}_2F_1(1;1;1-\epsilon;x) &= (1-x)^{-1} \left[1 + \text{Li}_2(x)^2 + [\text{Li}_3(x) - S_{1;2}(x)]^3 \right. \\
&\quad \left. + [\text{Li}_4(x) + S_{1;3}(x) - S_{2;2}(x)]^4 + O(\epsilon^5) \right]; \quad (5.13)
\end{aligned}$$

$$\begin{aligned}
{}_2F_1(1;\frac{1}{2};1-\epsilon;x) &= (1-x)^{-2} \left[1 + \log(1-x) + \text{Li}_2(x) + \log^2(1-x) \right. \\
&\quad \left. + \text{Li}_3(x) - 2S_{1;2}(x) + \frac{2}{3}\log^3(1-x) \right. \\
&\quad \left. + \text{Li}_4(x) + 4S_{1;3}(x) - 2S_{2;2}(x) + \frac{1}{3}\log^4(1-x) + O(\epsilon^5) \right]; \quad (5.14)
\end{aligned}$$

The corresponding hypergeometric functions in higher dimensions or for different values of ϵ can be obtained using Gauss's relations between contiguous hypergeometric functions

$${}_2F_1(1;b+1;c;x) = \frac{(c-1)}{b(1-x)} \frac{(c-b-1)}{b(1-x)} {}_2F_1(1;b;c;x); \quad (5.15)$$

$${}_2F_1(1;b;c+1;x) = \frac{c}{(c-b)x} \frac{c(1-x)}{(c-b)x} {}_2F_1(1;b;c;x); \quad (5.16)$$

which provide expansions in ϵ for $D = 6 - 2\epsilon$, $D = 8 - 2\epsilon$, or higher. Note that the integration-by-parts relation of Eq. (5.10) and Eq. (5.15) both perform the reduction of powers of ϵ .

5.2 Topology C

The diagonal-box master integral is shown in Fig. 4 and with respect to the propagator factors of Eq. (2.3) is defined as

$$C^D(\epsilon; \frac{1}{2}; \frac{3}{2}; \frac{5}{2}; \frac{6}{2}; \frac{7}{2}; s; t) = \int_{i=1}^Z \frac{d^D k_1}{i^{D-2}} \int_{i=1}^Z \frac{d^D k_2}{i^{D-2}} \frac{1}{A_2^2 A_3^3 A_5^5 A_6^6 A_7^7}; \quad (5.17)$$

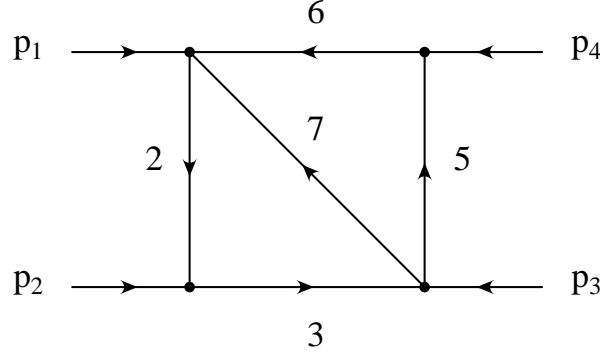


Figure 4: The master topology C. The propagators are labelled according to Eq. (2.3) and are each raised to the ν_i power.

For this graph, it is easy to read off the values of Q and P of Eqs. (4.8) and (4.10)

$$Q = x_3 x_6 x_7 s + x_2 x_5 x_7 t; \quad (5.18)$$

$$P = x_7 (x_2 + x_3 + x_5 + x_6) + (x_2 + x_3) (x_5 + x_6); \quad (5.19)$$

The integral can be written as a single Mellin-Barnes integral (see for example Refs. [2, 3])

$$C^D(\nu_2; \nu_3; \nu_5; \nu_6; \nu_7; s; t) = \frac{(1)^D s^D \nu_{23567}}{(\nu_2) (\nu_3) (\nu_5) (\nu_6) (\nu_7)} \int_{\mathcal{C}} \frac{d\alpha}{2-i\alpha} \frac{\nu_{23}^{\frac{D}{2}-\alpha} \nu_{56}^{\frac{D}{2}-\alpha} \nu_{7}^{\frac{D}{2}-\alpha}}{(\nu_2 + \alpha) (\nu_3 + \alpha) (\nu_5 + \alpha) (\nu_6 + \alpha) (\nu_7 + \alpha)} \frac{t}{s}; \quad (5.20)$$

where the path of integration over α must be chosen so that to separate the poles coming from $(\nu_i - \alpha)$ from those coming from $(\nu_i + \alpha)$. In the kinematic region $|t| < |s|$ the contour at the infinity must be closed to the right, and the expression we obtain is

$$C^D(\nu_2; \nu_3; \nu_5; \nu_6; \nu_7; s; t) = (1)^D s^D \nu_{23567} \frac{\nu_{23}^{\frac{D}{2}} \nu_{56}^{\frac{D}{2}} \nu_7^{\frac{D}{2}}}{(\nu_7) \frac{3}{2} D \nu_{23567}} \left[\frac{(\nu_{23567} - D) (\nu_2) (\nu_{2367}) (\nu_{3567})}{(\nu_2) (\nu_5) (\nu_{567}) (\nu_{237})} {}_3F_2\left(\nu_3; \nu_6; \nu_{23567} - D; 1, D + \nu_{2367}; 1, D + \nu_{3567}; \frac{t}{s}\right) + \frac{(\nu_2 - \nu_5) (\nu_{267}) (\nu_{2367} - D)}{(\nu_2) (\nu_3) (\nu_6) (\nu_{567})} \right]$$

$$\begin{aligned}
& \frac{t}{s} {}^D_{2367} F_2 \left(\begin{matrix} 5 \\ 3 \end{matrix} \right) \left(\begin{matrix} 2 \\ 5 \end{matrix} \right) \left(\begin{matrix} D \\ 6 \end{matrix} \right) \left(\begin{matrix} 357 \\ 237 \end{matrix} \right) \left(\begin{matrix} D \\ 237 \end{matrix} \right) \left(\begin{matrix} 1+D \\ 1+D \end{matrix} \right) \left(\begin{matrix} 1+D \\ 1+D \end{matrix} \right) \left(\begin{matrix} 5 \\ 2 \end{matrix} \right) \left(\begin{matrix} 2 \\ 5 \end{matrix} \right) \frac{t}{s} \\
& + \frac{\left(\begin{matrix} 5 \\ 3 \end{matrix} \right) \left(\begin{matrix} 2 \\ 5 \end{matrix} \right) \left(\begin{matrix} D \\ 6 \end{matrix} \right) \left(\begin{matrix} 357 \\ 237 \end{matrix} \right) \left(\begin{matrix} D \\ 237 \end{matrix} \right)}{\left(\begin{matrix} 5 \\ 3 \end{matrix} \right) \left(\begin{matrix} 2 \\ 5 \end{matrix} \right) \left(\begin{matrix} D \\ 6 \end{matrix} \right) \left(\begin{matrix} 357 \\ 237 \end{matrix} \right) \left(\begin{matrix} D \\ 237 \end{matrix} \right)} \\
& \frac{t}{s} {}^D_{3567} F_2 \left(\begin{matrix} 2 \\ 2 \end{matrix} \right) \left(\begin{matrix} 5 \\ 5 \end{matrix} \right) \left(\begin{matrix} D \\ 6 \end{matrix} \right) \left(\begin{matrix} 357 \\ 237 \end{matrix} \right) \left(\begin{matrix} D \\ 237 \end{matrix} \right) \left(\begin{matrix} 1+D \\ 1+D \end{matrix} \right) \left(\begin{matrix} 1+D \\ 1+D \end{matrix} \right) \left(\begin{matrix} 5 \\ 2 \end{matrix} \right) \left(\begin{matrix} 2 \\ 5 \end{matrix} \right) \frac{t}{s} : \quad \#
\end{aligned} \tag{5.21}$$

The solution valid when $j < j$ can be obtained from Eq. (5.21) by the exchanges

$$s \leftrightarrow t; \quad 2 \leftrightarrow 3; \quad 5 \leftrightarrow 6; \tag{5.22}$$

The expression for the diagonal box (5.21) has an apparent singularity when $2 = 5$ is an integer which cancels in the actual evaluation of the diagram.

In addition, although in principle we need to know this integral for arbitrary powers and arbitrary dimension, further simplifications occur. Integration by parts yields the following relations ($C^D = C^D \left(\begin{matrix} 2 \\ 3 \end{matrix} \right) \left(\begin{matrix} 5 \\ 6 \end{matrix} \right) \left(\begin{matrix} 7 \\ 7 \end{matrix} \right) \left(\begin{matrix} s \\ t \end{matrix} \right)$)

$$\left(\begin{matrix} D \\ 2 \end{matrix} \right) \left(\begin{matrix} 2 \\ 23 \end{matrix} \right) 2^{2^+} + \left(\begin{matrix} 3 \\ 3 \end{matrix} \right) 3^{3^+} C^D = \left(\begin{matrix} D \\ 2 \end{matrix} \right) \left(\begin{matrix} 2 \\ 7 \end{matrix} \right) 7^{7^+} C^D; \tag{5.23}$$

$$\left(\begin{matrix} D \\ 2 \end{matrix} \right) \left(\begin{matrix} 2 \\ 56 \end{matrix} \right) 5^{5^+} + \left(\begin{matrix} 6 \\ 6 \end{matrix} \right) 6^{6^+} C^D = \left(\begin{matrix} D \\ 2 \end{matrix} \right) \left(\begin{matrix} 2 \\ 7 \end{matrix} \right) 7^{7^+} C^D; \tag{5.24}$$

so that we can reduce either 2 or 3 to unity at the expense of increasing the other, together with 7 . Similarly, we can reduce either of 5 or 6 to unity. For example, if we choose to reduce both 3 and 5 to unity, the remaining integrals have $2; 6$ and 7 greater than one. These can be simplified using the integration-by-parts identity

$$\begin{aligned}
& \int \frac{d^{D+2}k_1}{i^{(D+2)=2}} \int \frac{d^{D+2}k_2}{i^{(D+2)=2}} \left(\frac{\partial}{\partial k_1} (k_1 + p_1) 5^{5^+} + \frac{\partial}{\partial k_2} (k_2 + p_1) 7^{7^+} \right. \\
& \left. + \frac{\partial}{\partial k_2} (k_2 + p_1) 7^{7^+} \frac{1}{A_2^2 A_3^3 A_5^5 A_6^6 A_7^7} \right) = 0; \tag{5.25}
\end{aligned}$$

and Eq. (5.19) written in the form

$$P = 7^{7^+} 2^{2^+} + 3^{3^+} 5^{5^+} + 6^{6^+} 2^{2^+} + 3^{3^+} 5^{5^+} + 6^{6^+} =) d; \tag{5.26}$$

to obtain

$$s 6^{6^+} 7^{7^+} d^+ C^D = 3 C^D \frac{(3D + 2) \left(\begin{matrix} 2 \\ 23567 \end{matrix} \right) \left(\begin{matrix} D \\ 567 \end{matrix} \right)}{D \left(\begin{matrix} 2 \\ 56 \end{matrix} \right)} 7^{7^+} d^+ C^D; \tag{5.27}$$

We can derive three other identities similar to the previous one, using the symmetry of the diagram. For our purposes, only one is useful

$$t 2^{2^+} 7^{7^+} d^+ C^D = 5 C^D \frac{(3D + 2) \left(\begin{matrix} 2 \\ 23567 \end{matrix} \right) \left(\begin{matrix} D \\ 237 \end{matrix} \right)}{D \left(\begin{matrix} 2 \\ 23 \end{matrix} \right)} 7^{7^+} d^+ C^D; \tag{5.28}$$

which, together with Eq. (5.27), can be used to reduce \mathcal{C}^D and \mathcal{C}^D and to introduce the simpler pinched integrals

$$\begin{aligned}\mathcal{C}^D(2; 0; 5; 6; 7; s; t) &= \mathcal{C}^D(2; 7) I_3^D(6; 5; 2 + 7 \frac{D}{2}; t); \\ \mathcal{C}^D(2; 3; 0; 6; 7; s; t) &= \mathcal{C}^D(6; 7) I_3^D(2; 3; 6 + 7 \frac{D}{2}; s); \end{aligned} \quad (5.29)$$

where the self-energy factor \mathcal{C}^D is defined in Eq. (4.42) and the one-loop triangle I_3^D is given by Eq. (4.43).

Finally, we also have the relation

$$\gamma(\gamma + 1) \gamma^{++} d^+ \mathcal{C}^D = \frac{(\mathcal{D} - 2 - 23)(\mathcal{D} - 2 - 56)}{(\mathcal{D} - 2 - 2 - 7)(3\mathcal{D} - 2 - 23567)} \mathcal{C}^D; \quad (5.30)$$

which we can use to exchange higher dimension integrals for lower dimension integrals with fewer powers of diagonal propagators.

To summarize, we actually only need to know $\mathcal{C}^D(1; 1; 1; 1; 7; s; t)$ rather than the more general case. With the propagator powers equal to unity, all of the ${}_3F_2$ functions of Eq. (5.21) reduce to ${}_2F_1$. To deal with the pole in $(2 - 5)$ we proceed as in Ref. [7]: we set $2 = 5 + \epsilon$, and, after performing an appropriate analytical continuation, we take the limit $\epsilon \rightarrow 0$. The final expression is given by

$$\begin{aligned}\mathcal{C}^D(1; 1; 1; 1; 7; s; t) &= (-1)^D \frac{\frac{D}{2} - 7(2 + 7 \frac{D}{2}) \frac{D}{2} - 2^2}{(\gamma) \frac{3}{2} D - 7 - 4} \\ &\quad + t^{D-4-\gamma} {}_2F_1(1; 1; D-1; 7; \frac{s+t}{t}) \\ &\quad + s^{D-4-\gamma} {}_2F_1(1; 1; D-1; 7; \frac{s+t}{s}) : \end{aligned} \quad (5.31)$$

We can make a series expansion in ϵ with $\gamma = 2$ using Eq. (5.13) with the replacement $\epsilon \rightarrow 2 - \epsilon$. Once again, expansions for other values of γ and higher dimension can be obtained using Eq. (5.16) together with

$${}_2F_1(1; b; c-1; x) = \frac{1}{(1-x)} - \frac{(c-b-1)x}{(c-1)(1-x)} {}_2F_1(1; b; c; x); \quad (5.32)$$

As in the previous section, this relation is completely equivalent to the integration-by-parts identity (5.30) which reduces D at the expense of increasing γ .

6 Conclusions

Finally we summarize what we have accomplished in this paper. The pentabox with light-like external legs is one of the two-loop box graphs needed for the evaluation of Feynman diagrams for physical $2 \rightarrow 2$ scattering processes, the others being the recently evaluated planar double-box graph [1, 2] and non-planar double-box graph [3] as well as one-loop box integrals with bubble insertions on one of the propagators [4]. Using integration by parts identities, we have derived explicit analytic expressions for the scalar pentabox graph $J^D(s, t, u, s, t, u, s, t)$ in terms of two (simpler) master box integrals (A and C) and given an explicit expansion in ϵ in terms of polylogarithm functions (see Eq. (3.13)).

In Section 4 we demonstrated how generic two-loop integrals could be expressed directly in terms of integrals in higher dimension with shifted propagator powers. Similar results have been given by Tarasov [6] using differential operators; however we believe our method based on completing the square and Gaussian integration, to be more direct and simpler to apply.

In the case of the pentabox, the tensor integrals can also be written in terms of the same master integrals as the scalar pentabox, but with different powers of propagators and in higher dimension. We give quite general analytic formulae for the master integrals with arbitrary dimension and propagators. For the A topology we quote the results of [4] while for the C topology we employ the Mellin-Barnes integral representation. Other methods would also suffice. In fact, it is not necessary to know the master integrals in their full generality since further integration-by-parts identities relate the various integrals. Explicit expressions for topology A and C are given in Eqs. (5.12) and (5.31) respectively, together with instructions on how to apply them to more general integrals.

Acknowledgements

We thank J.V. Ambrége, J.B. Tausk, M.E. Tejeda-Yeomans, J.J. van der Bij and M. Zimmerer for assistance and useful suggestions and D. Broadhurst for his encouragement. C.A. acknowledges the financial support of the Greek Government and C.O. acknowledges the financial support of the INFN. We gratefully acknowledge the support of the British Council and German Academic Exchange Service under ARC project 1050.

A Polylogarithms

The purpose of this appendix is to define the generalised polylogarithms that occur in the expansion in ϵ of the pentabox scalar and tensor loop integrals and to give useful identities amongst the polylogarithms. In Section A.1 we give the definitions of the polylogarithm functions $S_{n;p}(x)$. These functions are real when $x \leq 1$ but they develop an imaginary part for $x > 1$. Analytic continuation formulae are given in Section A.2. Finally, useful identities between polylogarithms are listed in Section A.3.

A.1 Definition

The generalised polylogarithms of Nielsen are defined by

$$S_{n;p}(x) = \frac{(-1)^{n+p-1}}{(n-1)!p!} \int_0^1 dt \frac{\log^{n-1}(t) \log^p(1-xt)}{t}; \quad n;p \geq 1; x \leq 1: \quad (\text{A.1})$$

For $p=1$ we find the usual polylogarithms

$$S_{n-1;1}(x) = \text{Li}_n(x): \quad (\text{A.2})$$

The $S_{n;p}$'s with argument x , $1-x$ and $1/x$ can be related to each other via [9]

$$\begin{aligned} S_{n;p}(1-x) &= \sum_{s=0}^{n-1} \frac{(-1)^s \log^s(1-x)}{s!} S_{n-s;p}(1) + \sum_{r=0}^{n-1} \frac{(-1)^r}{r!} \log^r(x) S_{p-r;n-s}(x) \\ &\quad + \frac{(-1)^p}{n!p!} \log^n(1-x) \log^p(x); \end{aligned} \quad (\text{A.3})$$

$$\begin{aligned} S_{n;p} \frac{1}{x} &= \sum_{s=0}^{n-1} \frac{(-1)^s}{s!} \sum_{r=0}^{n-s} \frac{(-1)^r}{r!} \log^r(x) \frac{(n+s-r-1)!}{s!r!} S_{n+s-r;p-s}(x) \\ &\quad + \sum_{r=0}^{n-1} \frac{(-1)^{r+p}}{r!} \log^r(x) C_{n-r;p} + \frac{(-1)^n}{(n+p)!} \log^{n+p}(x); \end{aligned} \quad (\text{A.4})$$

with

$$\begin{aligned} C_{n;p} &= \sum_{r=1}^{n-1} \frac{(-1)^{n+1-r}}{(n-r)!} \frac{(-1)^{p-r}}{(p-r)!} \frac{(n+r-1)!}{r!} S_{n+r;p-r}(1) \\ &\quad + \frac{(-1)^p}{p!} (1 - (-1)^n) S_{n;p}(1); \end{aligned} \quad (\text{A.5})$$

The usual binomial coefficient is defined as

$$\binom{a}{b} = \frac{a!}{b!(a-b)!}; \quad (\text{A.6})$$

We also need the definition of the Riemann Zeta functions

$$\zeta_n = \sum_{s=1}^{\infty} \frac{1}{s^n}; \quad (\text{A.7})$$

and in particular

$$\zeta_2 = \frac{\pi^2}{6}; \quad \zeta_3 = 1.20206 \dots; \quad \zeta_4 = \frac{\pi^4}{90}; \quad (\text{A.8})$$

A.2 Analytic continuation formulae

For $x > 1$, the following analytic continuations should be used

$$\text{Li}_2(x + i0) = \text{Li}_2 \frac{1}{x} - \frac{1}{2} \log^2(x) + \frac{\pi^2}{3} + i \log(x) \quad (\text{A.9})$$

$$\text{Li}_3(x + i0) = \text{Li}_3 \frac{1}{x} - \frac{1}{6} \log^3(x) + \frac{\pi^2}{3} \log(x) + \frac{i}{2} \log^2(x) \quad (\text{A.10})$$

$$\text{Li}_4(x + i0) = \text{Li}_4 \frac{1}{x} - \frac{1}{24} \log^4(x) + \frac{\pi^2}{6} \log^2(x) + \frac{\pi^4}{45} + \frac{i}{6} \log^3(x) \quad (\text{A.11})$$

$$\begin{aligned} S_{1;2}(x + i0) = & S_{1;2} \frac{1}{x} + \text{Li}_3 \frac{1}{x} + \log(x) \text{Li}_2 \frac{1}{x} + \frac{1}{6} \log^3(x) - \frac{\pi^2}{2} \log(x) + \zeta_3 \\ & + i \frac{\pi^2}{6} \text{Li}_2 \frac{1}{x} - \frac{1}{2} \log^2(x) \end{aligned} \quad (\text{A.12})$$

$$\begin{aligned} S_{1;3}(x + i0) = & S_{1;3} \frac{1}{x} + S_{2;2} \frac{1}{x} + \log(x) S_{1;2} \frac{1}{x} - \text{Li}_4 \frac{1}{x} - \log(x) \text{Li}_3 \frac{1}{x} \\ & - \frac{1}{2} \log^2(x) \text{Li}_2 \frac{1}{x} + \frac{\pi^2}{2} \text{Li}_2 \frac{1}{x} - \frac{1}{24} \log^4(x) + \frac{\pi^2}{4} \log^2(x) - \frac{19\pi^4}{360} \\ & + i \left[\text{Li}_3 \frac{1}{x} - S_{1;2} \frac{1}{x} + \log(x) \text{Li}_2 \frac{1}{x} + \frac{1}{6} \log^3(x) - \frac{\pi^2}{6} \log(x) \right] \end{aligned} \quad (\text{A.13})$$

$$\begin{aligned} S_{2;2}(x + i0) = & S_{2;2} \frac{1}{x} - 2 \text{Li}_4 \frac{1}{x} - \log(x) \text{Li}_3 \frac{1}{x} + \frac{1}{24} \log^4(x) - \frac{\pi^2}{4} \log^2(x) \\ & + \zeta_3 \log(x) + \frac{\pi^4}{45} + i \left[\text{Li}_3 \frac{1}{x} - \frac{1}{6} \log^3(x) + \frac{\pi^2}{6} \log(x) - \zeta_3 \right] \end{aligned} \quad (\text{A.14})$$

A.3 Useful identities

For the expansions of hypergeometric functions given in this paper, the argument of the polylogarithms is always either $(s+t)=s$ or $(s+t)=t$, which are related by the following

identities

$$Li_2 \frac{x}{x-1} = Li_2(x) - \frac{1}{2} \log^2(1-x); \quad (A.15)$$

$$Li_3 \frac{x}{x-1} = Li_3(x) + S_{1;2}(x) + \log(1-x) Li_2(x) + \frac{1}{6} \log^3(1-x); \quad (A.16)$$

$$Li_4 \frac{x}{x-1} = Li_4(x) + S_{2;2}(x) - S_{1;3}(x) + \log(1-x) Li_3(x) - \log(1-x) S_{1;2}(x) - \frac{1}{2} \log^2(1-x) Li_2(x) - \frac{1}{24} \log^4(1-x); \quad (A.17)$$

$$S_{1;2} \frac{x}{x-1} = S_{1;2}(x) - \frac{1}{6} \log^3(1-x); \quad (A.18)$$

$$S_{1;3} \frac{x}{x-1} = S_{1;3}(x) - \frac{1}{24} \log^4(1-x); \quad (A.19)$$

$$S_{2;2} \frac{x}{x-1} = S_{2;2}(x) - 2 S_{1;3}(x) - \log(1-x) S_{1;2}(x) + \frac{1}{24} \log^4(1-x); \quad (A.20)$$

References

- [1] V.A. Smirnov, Phys. Lett. B 460 (1999) 397.
- [2] V.A. Smirnov and O.L. Veretin, "Analytical results for dimensionally regularized massless on-shell double boxes with arbitrary indices and numerators", hep-ph/9907385.
- [3] J.B. Tausk, "Non-planar massless two-loop Feynman diagrams with four on-shell legs", hep-ph/9909506.
- [4] C. Anastasiou, E.W.N. Glover and C. Oleari, "Application of the negative-dimension approach to massless scalar box integrals", hep-ph/9907523. To appear in Nucl. Phys. B.
- [5] K.G. Chetyrkin, A.L. Kataev and F.V. Tkachov, Nucl. Phys. B 174 (1980) 345;
K.G. Chetyrkin and F.V. Tkachov, Nucl. Phys. B 192 (1981) 159.
- [6] O.V. Tarasov, Phys. Rev. D 54 (1996) 6479, Nucl. Phys. B 502 (1997) 455.
- [7] C. Anastasiou, E.W.N. Glover and C. Oleari, "Scalar one-loop integrals using the negative-dimension approach", hep-ph/9907494. To appear in Nucl. Phys. B.
- [8] W.L. Van Neerven, Nucl. Phys. B 268 (1986) 453.
- [9] K.S. Kolbig, J.A. Mignaco and E. Remiddi, B.I.T. 10 (1970) 38.