

Universality in nuclear dependence coefficient  $(q_T)$ Xiaofeng Guo<sup>1</sup>, Jianwei Qiu<sup>2</sup>, and Xiaofei Zhang<sup>2</sup><sup>1</sup>Department of Physics and Astronomy, University of Kentucky, Lexington, Kentucky 40506, USA<sup>2</sup>Department of Physics and Astronomy, Iowa State University, Ames, Iowa 50011, USA

(February 15, 2000)

We derive the nuclear dependence coefficient  $(q_T)$  for Drell-Yan and  $J/\psi$  production. We show that at small  $q_T$ , the  $(q_T)$  is given by an universal functional form:  $(q_T) = a + b q_T^2$ , and the parameters  $a$  and  $b$  are completely determined by either perturbatively calculable or independently measurable quantities. This universal functional form  $(q_T)$  is insensitive to the  $A$ , and is consistent with existing data.

12.38.-t, 13.85.Qk, 11.80.La, 24.85.+p

A notable nuclear dependence in transverse momentum spectrum of single hadron production in high energy hadron-nucleus collisions, known as Cronin effect [1], was first observed nearly 25 years ago. In recent years, new data on nuclear dependence for the Drell-Yan [2,4] and  $J/\psi$  production [5,7] have renewed our interests in the observed novel effect [8]. However, due to technical difficulties in handling multi-scale calculations, QCD predictions for such nuclear dependence only exist for large transverse momentum  $(q_T)$  region [9,11], while almost all existing data are in small  $q_T$  region [2,7]. In this letter, we derive the nuclear dependence coefficient  $(q_T)$  for Drell-Yan and  $J/\psi$  production in small  $q_T$  region.

For the Drell-Yan production, the  $(q_T)$  is defined as

$$\frac{d^{hA}}{dQ^2 dq_T^2} = A^{(q_T)} \frac{d^{hN}}{dQ^2 dq_T^2}; \quad (1)$$

where  $Q$  is the Drell-Yan pair's total invariant mass,  $A$  is the atomic weight of the target, and  $d^{hA} = dQ^2 dq_T^2$  and  $d^{hN} = dQ^2 dq_T^2$  are the transverse momentum spectrum in hadron-nucleus and hadron-nucleon collisions, respectively. We argue below that in small  $q_T$  region ( $q_T < 2.5$  GeV), the Drell-Yan  $q_T$ -spectrum at fixed target energies in both hadron-hadron and hadron-nucleus collisions can be well represented by a Gaussian-like distribution, and corresponding parameters can be completely determined by the quantities that are either calculable in QCD perturbation theory or independently measurable in experiments. From such a Gaussian-like spectrum, we derive our universal functional form for the  $(q_T)$ .

Depending on physics origins, the Drell-Yan  $q_T$ -spectrum can be divided into three regions: (I) small  $q_T$  region where  $q_T < q_T^S \approx 1$  GeV; (II) intermediate  $q_T$  region where  $q_T^S < q_T < q_T^L$  with  $q_T^L \approx Q$  and  $1=3$   $1=2$ ; and (III) large  $q_T$  region where  $q_T > q_T^L$ . In region (I), the Drell-Yan  $q_T$ -spectrum in

hadron-nucleon collisions is dominated by the intrinsic transverse momenta of colliding partons. In perturbative calculations, the spectrum at the leading order is proportional to  $1/q_T^2$ . If the partons' intrinsic transverse momentum has a Gaussian-like distribution, its effects can be included by replacing the  $1/q_T^2$ -function with  $(q_T) = \lim_{\epsilon \rightarrow 0} \frac{1}{\epsilon} \exp[-\frac{q_T^2}{2\epsilon^2}]$ , and we obtain the Drell-Yan  $q_T$ -spectrum in region (I):

$$\frac{d^{(I)}}{dQ^2 dq_T^2} = N_{DY} \frac{1}{2\epsilon^2} e^{-\frac{q_T^2}{2\epsilon^2}}; \quad (2)$$

with  $N_{DY}$  a dimensional normalization and  $\epsilon$  the width.

In region (II), the spectrum can be calculated in QCD perturbation theory with resummation of large logarithms, such as  $(\ln^2(Q^2/q_T^2))^n$ , which are due to the gluon radiations from incoming partons [13]. The resummation is extremely important for  $W$  and  $Z^0$  production at collider energies because the  $Q^2 = q_T^2$  can be as large as  $8 \times 10^3$  for  $q_T \approx 1$  GeV. However, for the Drell-Yan production at fixed target energies, the resummation is much less important because of much smaller value of  $Q^2 = q_T^2$ . In fact, as shown in Ref. [12], all existing data for  $q_T$  as large as 2.5 GeV can be well represented by extending the Gaussian-like distribution in Eq. (2) from region (I) to region (II).

In region (III), the transverse momentum spectrum can be calculated in perturbative QCD [14]. Therefore, the Drell-Yan  $q_T$ -spectrum at fixed target energies can be represented by

$$\frac{d}{dQ^2 dq_T^2} = \frac{d^{(I)}}{dQ^2 dq_T^2} + \frac{d^{(III)}}{dQ^2 dq_T^2} \frac{d^{(I)}}{dQ^2 dq_T^2} (q_T > q_T^L); \quad (3)$$

where  $d^{(III)} = dQ^2 dq_T^2$  is the perturbatively calculated  $q_T$ -spectrum for  $q_T > q_T^L$ , and  $d^{(I)} = dQ^2 dq_T^2$ , defined in Eq. (2), fits data in regions (I) + (II).

Using moments of the Drell-Yan  $q_T$ -spectrum in Eq. (3), we can relate  $N_{DY}$  and  $\epsilon$  in Eq. (2) to physical quantities. At fixed target energies, the contribution from the second term in Eq. (3) to  $d = dQ^2$  is much less than one percent. Therefore, up to less than one percent uncertainty,  $N_{DY} \approx d = dQ^2$ .

Define the averaged transverse momentum square as  $\langle q_T^2 \rangle = \frac{\int q_T^2 d}{\int d} = \frac{\int q_T^2 dQ^2 dq_T^2}{\int dQ^2 dq_T^2} = \langle d = dQ^2 \rangle$ . We find [12] that the contribution of the second term in Eq. (3) to  $\langle q_T^2 \rangle$  is much less than ten percent of the first term. Therefore, by iteration, we obtain  $\langle q_T^2 \rangle \approx \langle d = dQ^2 \rangle$  with

$$(\frac{d}{dQ^2})^Z \frac{1}{dQ^2} \frac{d}{dQ^2} \frac{d^{(III)}}{dQ^2 dQ_T^2} \frac{d^{(I)}}{dQ^2 dQ_T^2} dQ_T^2; \quad (4)$$

where  $2^2$  in  $d^{(I)} = dQ^2 dQ_T^2$  in Eq. (4) is approximately given by  $h_{q_T}^2$ . Substituting the  $N_{DY}$  and into Eq. (2), we obtain the Drell-Yan spectrum for  $q_T < q_T^L$  as

$$\frac{d^{hN}}{dQ^2 dQ_T^2} = \frac{d^{hN} = dQ^2}{h_{q_T}^2 i^{hN} (\frac{d}{dQ^2})^{hN}} e^{q_T^2 = (h_{q_T}^2 i^{hN} - (q_T^L)^{hN})}; \quad (5)$$

Most importantly, the  $(\frac{d}{dQ^2})$  in Eq. (5) is small and perturbatively calculable.

For the Drell-Yan  $q_T$ -spectrum in hadron-nucleus collisions, we also need to consider multiple scattering. Similar to the single-scattering case, at the leading order in perturbation theory, the double-scattering contribution is also proportional to a  $\alpha$ -function [15],

$$\frac{d^{hA}}{dQ^2 d^2 q_T} / T_{qg}(x; x_1; x_2; k_T)^2 (q_T - \tilde{k}_T); \quad (6)$$

where the subscript D indicates the double scattering,  $T_{qg}(x; x_1; x_2; k_T)$  is the quark-gluon correlation function [15,16], where  $x; x_1$ , and  $x_2$  are the momentum fractions carried by the quark and gluon elds. The  $k_T$  in Eq. (6) represents the intrinsic momentum of the gluon which gives additional scattering. Following the same arguments leading to Eq. (5), we can show [12] that if the partons' intrinsic  $k_T$ -dependence has a Gaussian-like distribution, the double scattering contributions to the Drell-Yan  $q_T$ -spectrum in small  $q_T$  region can also be represented by a Gaussian form.

In high  $q_T$  region, the Drell-Yan  $q_T$ -spectrum in hadron-nucleus collision also has a perturbative tail. The Drell-Yan  $q_T$ -spectrum at large  $q_T$  in hadron-nucleus collisions was calculated in Ref. [10]. The nuclear dependence of Drell-Yan  $q_T$ -spectrum depends on two types of multiparton correlation functions inside the nucleus:  $T^{DH}$  and  $T^{SH}$ , which correspond to the double-hard and soft-hard double scattering subprocesses respectively [10]. These correlation functions are as fundamental as the well-known parton distributions, and can be extracted from other physical observables.

Similar to deriving Eq. (5), we can derive

$$\frac{d^{hA}}{dQ^2 dQ_T^2} = \frac{d^{hA} = dQ^2}{h_{q_T}^2 i^{hA} (\frac{d}{dQ^2})^{hA}} e^{q_T^2 = (h_{q_T}^2 i^{hA} - (q_T^L)^{hA})}; \quad (7)$$

where  $h_{q_T}^2 i^{hA} = h_{q_T}^2 i^{hN} + h_{q_T}^2 i^{hA}$ .  $h_{q_T}^2 i^{hA}$  is the transverse momentum broadening and calculable in QCD perturbation theory [15,16]. In Eq. (7),  $(\frac{d}{dQ^2})^{hA}$  is a small contribution to  $h_{q_T}^2 i^{hA}$ , and it is calculable and depends on the perturbative tail of the  $q_T$ -spectrum.

Substituting Eqs. (5) and (7) into Eq. (1), we derive  $(\frac{d}{dQ^2})$  for the Drell-Yan production in small  $q_T$  region:

$$N_{DY}(q_T) = 1 + \frac{1}{\ln(A)} \ln R_{DY}^A(Q^2) + \ln \frac{1}{1 + N_{DY}} + \frac{N_{DY}}{1 + N_{DY}} \frac{q_T^2}{h_{q_T}^2 i^{hN} (\frac{d}{dQ^2})^{hN}}; \quad (8)$$

where  $R_{DY}^A(Q^2) = (1/A) (d^{hA} = dQ^2) / (d^{hN} = dQ^2)$ . The  $N_{DY}$  in Eq. (8) is defined by

$$N_{DY} = \frac{h_{q_T}^2 i^{hA} (\frac{d}{dQ^2})^{hA}}{h_{q_T}^2 i^{hN} (\frac{d}{dQ^2})^{hN}} \frac{h_{q_T}^2 i^{hA}}{h_{q_T}^2 i^{hN}}; \quad (9)$$

where  $(\frac{d}{dQ^2})^{hA} = (\frac{d}{dQ^2})^{hA} - (\frac{d}{dQ^2})^{hN}$ , and is much smaller than  $h_{q_T}^2 i^{hA}$  [12]. The  $N_{DY}(q_T)$  in Eq. (8) has a quadratic dependence on  $q_T$ .

At the leading order in  $s$ ,  $h_{q_T}^2 i^{hA} / T_{qg}^{SH}$  [15]. For normal nuclear targets,  $T_{qg}^{SH}(x) = 2A^{4/3} q(x)$  with  $q(x)$  the normal quark distribution and the parameter  $2$  proportional to the size of averaged color field strength square inside a nuclear target [9]. Consequently, we have  $h_{q_T}^2 i^{hA} = b_{DY} A^{1/3}$  with  $b_{DY} / 2$ . In this letter, we use a measured  $b_{DY} = 0.022 \text{ GeV}^2$  [17] to  $x^2$  and  $T^{SH}$ . Taking the small  $N_{DY}$  limit, and using the fact that  $R_{DY}^A(Q^2) \approx 1$ , we derive

$$N_{DY}(q_T) = 1 + \frac{b_{DY}}{h_{q_T}^2 i^{hN}} = 1 + \frac{q_T^2}{h_{q_T}^2 i^{hN}}; \quad (10)$$

In deriving Eq. (10), we used  $A^{1/3} \ln(A)$ , which is a good approximation for most relevant targets. Eq. (10) shows that the leading contribution to  $N_{DY}(q_T)$  does not depend on the  $A$ .

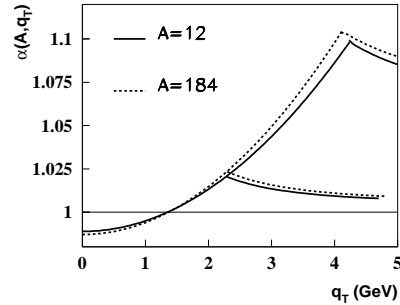


Fig.1

FIG. 1.  $N_{DY}(q_T)$  for the Drell-Yan production as a function of  $q_T$ . At small  $q_T$ , the  $N_{DY}(q_T)$  in Eq. (8) is used. At large  $q_T$ , QCD predictions from Ref. [10] are plotted with the maximum and minimum values of the  $C$ .

In Fig. 1, we plot  $N_{DY}(q_T)$  for targets with  $A = 12$  and  $A = 184$ . At small  $q_T$ , we used Eq. (8) and set the small  $(\frac{d}{dQ^2}) = 0$ . We also used the measured  $h_{q_T}^2 i^{hN} = 1.8 \text{ GeV}^2$ , and  $h_{q_T}^2 i^{hA} = 0.022 A^{1/3} \text{ GeV}^2$  [12,17]. At large  $q_T$ , we plot the QCD predictions from Ref. [10], which depend on both  $T^{SH}$  and  $T^{DH}$ .  $T^{SH}$  is

fixed by  $h_{\perp}^2 i_{J=0}^{hA}$ . However, there is no direct observable yet to extract  $T^{D,H}$  [11]. Because of the operator definition of  $T^{D,H}(x_1; x_2)$ , it was assumed that  $T_{f_1 f_2}^{D,H}(x_1; x_2) = (2/C)A^{4=3} f_1(x_1) f_2(x_2)$  with  $f_1$  and  $f_2$  parton distributions of flavor  $f_1$  and  $f_2$  [10]. Assuming no quantum interference between different nucleon states, one derives  $C = 0.35 = (8/r_0^2) \text{ GeV}^2$  with  $r_0 = 1.1 - 1.25 \text{ fm}$ , which is just a geometric factor for finding two nucleons at the same impact parameter [10]. On the other hand, when  $x_1$  (or  $x_2$ ) goes to zero, the corresponding parton fields reach the saturation region, and the  $T^{D,H}$  is reduced to  $T^{S,H}$ . Therefore, we have  $C = 2 \langle xG(x) \rangle_{k=0}$  [12]. Since  $\langle xG(x) \rangle_{k=0}$  is of the order of unity [19], these two approaches result into a factor of 20 difference in numerical value for the parameter  $C$ . The value for the  $C$  obtained in Ref. [10] without any quantum interference should represent a possible maximum for  $C$ , while the value obtained in Ref. [12] with full quantum interference (in saturation region) represents a possible minimum for the  $C$ . In Fig. 1, we plotted the perturbatively calculated  $D_Y(q_T)$  [10] at large  $q_T$  with the maximum and minimum values of the  $C$  discussed above, and let the  $(q_T)$  in small  $q_T$  naturally linked to that at large  $q_T$ . Fig. 1 also shows that  $D_Y(q_T)$  is insensitive to the atomic number  $A$ . In Fig. 2, we plot  $R(A; q_T) = A^{D_Y(q_T)}$  by using  $D_Y(q_T)$  in Fig. 1 and compare our predictions with data from E772 [3,18]. Without any extra free fitting parameters, our predictions shown in Fig. 2 are consistent with data at small  $q_T$ , and due to the large error in data at high  $q_T$ , current Drell-Yan data are consistent with almost any value for the  $C$  between the maximum and the minimum discussed above. In order to test the theory and pin down the value of the  $C$ , we need either better data or different observables. Because of the strong dependence on the double-hard subprocesses, the angular dependence of the Drell-Yan pair [11] could be an excellent signal for measuring the  $C$ .

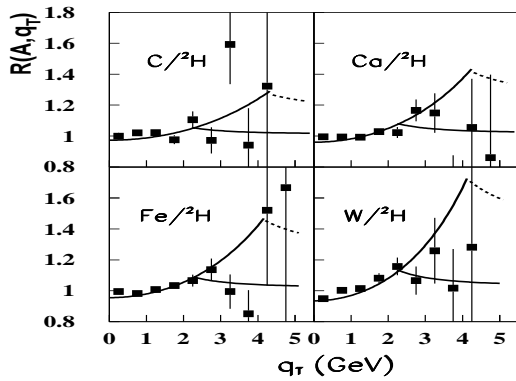


FIG. 2

FIG. 2. Comparison of our  $D_Y(q_T)$  in Eq. (8) with the Drell-Yan data from Fermilab E772 collaboration [3,18].

Similarly, we can also obtain the  $(q_T)$  for  $J/\psi$  pro-

duction. Kinetically, hadronic  $J/\psi$  production is like Drell-Yan production with  $Q^2 = M_{J=0}^2$ , and its  $q_T$ -spectrum can also be characterized by three different regions as in the Drell-Yan case. Because  $J/\psi$  mass  $M_{J=0}$  is smaller than any typical  $Q$  measured for the Drell-Yan continuum, the logarithm  $(s \ln^2(M_{J=0}^2 = q_T^2))^n$  for  $J/\psi$  production is less important. Consequently, at fixed target energies, a Gaussian-like distribution can fit  $J/\psi$ 's  $q_T$ -spectrum even better. Therefore, following the same arguments used above for the Drell-Yan production, we derive  $(q_T)$  for  $J/\psi$  production in small  $q_T$  region,

$$J=0(q_T) = 1 + \frac{1}{\ln(A)} \ln R_{J=0}^A + \ln \frac{1}{1 + \frac{q_T^2}{J=0}} + \frac{J=0}{1 + \frac{q_T^2}{J=0}} \frac{q_T^2}{h_{\perp}^2 i_{J=0}^{hN}} \frac{(q_T^2)^{hN}}{(q_T^2)^{hN}}; \quad (11)$$

where  $R_{J=0}^A = (1/A)^{h_{J=0}^A} = \frac{h_{J=0}^A}{J=0}$ , and  $J=0$  is defined by

$$J=0 = \frac{h_{\perp}^2 i_{J=0}^{hA}}{h_{\perp}^2 i_{J=0}^{hN}} \frac{(q_T^2)^{hA}}{(q_T^2)^{hN}} : \quad (12)$$

Similar to the Drell-Yan case,  $(q_T^2)^{hN}$  and  $(q_T^2)^{hN}$  are perturbatively calculable, and much smaller than  $h_{\perp}^2 i_{J=0}^{hN}$  and  $h_{\perp}^2 i_{J=0}^{hN}$ , respectively [12].

One major difference between  $J/\psi$  production and the Drell-Yan process is the nuclear dependence of  $R_{J=0}^A$ . Clear nuclear suppression for  $h_{J=0}^A$  has been observed [20]. Since we are only interested in the general features of  $(q_T)$ , we adopt the following simple parameterization

$$R_{J=0}^A = \frac{1}{A} \frac{h_{J=0}^A}{h_{J=0}^N} = e^{-A^{1=3}}; \quad (13)$$

which fits all experimental data on  $J/\psi$  suppression in hadron-nucleus collisions [21,22]. The  $A^{1=3}$  factor in Eq. (13) represents an effective medium length, and the is a constant [12].

Similar to the Drell-Yan process,  $h_{\perp}^2 i_{J=0}^{hA}$  is proportional to four-parton correlation functions [12]. Due to final-state interactions for  $J/\psi$  production,  $h_{\perp}^2 i_{J=0}^{hA}$  depend on both quark-gluon and gluon-gluon correlation functions. We can define [12] that  $h_{\perp}^2 i_{J=0}^{hA} = b_{J=0} A^{1=3}$ , where  $b_{J=0}$  can be calculated or extracted from data. From Ref. [17], we obtain  $b_{J=0} = 0.06 \text{ GeV}^2$ . With  $h_{\perp}^2 i_{J=0}^{hN} = 1.68 \text{ GeV}^2$  [12], we can also take the small  $J=0$  limit in Eq. (11) and obtain

$$J=0(q_T) = 1 + \frac{b_{J=0}}{h_{\perp}^2 i_{J=0}^{hN}} + \frac{q_T^2}{h_{\perp}^2 i_{J=0}^{hN}}; \quad (14)$$

where  $A^{1=3} \ln(A)$  was again used. It is clear from Eq. (14) that in small  $q_T$  region,  $J=0(q_T)$  is also insensitive to the atomic number  $A$  of targets. Furthermore, the nuclear suppression in  $R_{J=0}^A$  corresponds to a  $q_T$ -independent shift in the magnitude of  $J=0(q_T)$ .

Because the  $R_{J/\psi}^A$ ,  $J/\psi$ , and other physical quantities in Eq. (11) can depend on  $x_F$ ,  $J/\psi(q_T)$  can also be a function of  $x_F$ . Experiments show that the larger  $x_F$ , the more suppression for  $J/\psi$  production (or smaller  $R_{J/\psi}^A$ ) [23]. Consequently, from Eq. (11), we will have smaller  $J/\psi(q_T)$  at larger  $x_F$ , which is consistent with experimental data [5]. Although we do not have all needed physical quantities in Eq. (11) for predicting the  $J/\psi$  in different  $x_F$  regions, we can still test the universality of  $J/\psi(q_T)$ : the quadratic dependence on  $q_T$ . In Fig. 3, we plot our fits using  $J/\psi(q_T)$  in Eq. (11) and compared it with E866 data in three  $x_F$  regions: small (SXF), intermediate (IXF), and large (LXF). Clearly, our universal functional form for  $J/\psi(q_T)$  is consistent with all data in small  $q_T$  region ( $q_T < q_T^L$ ,  $M_{J/\psi} = 2$ ).

In summary, we derived an universal functional form for  $J/\psi(q_T)$  for both the Drell-Yan and  $J/\psi$  production in small  $q_T$  region ( $q_T < q_T^L = Q$  with  $l=3$ ,  $l=2$ ). All parameters defining  $J/\psi(q_T)$  in Eqs. (8) and (11) are completely determined by either perturbatively calculable or independently measurable quantities. We show that  $J/\psi(q_T)$  is extremely insensitive to the atomic weight  $A$  of targets. For the Drell-Yan process,  $J/\psi(q_T)$  in Eq. (8) can be naturally connected to the perturbatively calculated  $J/\psi(q_T)$  at large  $q_T$  [10]. A similar test can also be carried out for  $J/\psi$  production.  $J/\psi$  suppression in relativistic heavy ion collisions was predicted to signal the color deconfinement [24]. On the other hand, significant  $J/\psi$  suppression has been observed in hadron-nucleus collisions [20]. Therefore, understanding the features observed in  $J/\psi(q_T)$  for  $J/\psi$  production is very valuable for finding the true mechanism of  $J/\psi$  suppression.

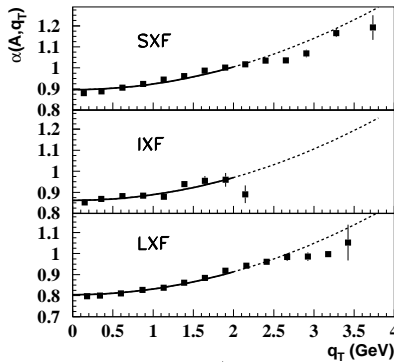


Fig. 3

FIG. 3. Comparison of our fits using the  $J/\psi(q_T)$  in Eq. (11), with  $J/\psi$  data from Fermilab E866 collaboration [5] in three different regions of  $x_F$ .

We thank M. J. Leitch, J. M. Moss, and J.-C. Peng for helpful communications about experiments. This work was supported in part by the U.S. Department of Energy under Grant Nos. DE-FG 02-87ER 40731 and DE-FG 02-96ER 40989.

- [1] J. W. Cronin et al, Phys. Rev. D 11, 3105 (1975).
- [2] P. Bordalo, et al, Phys. Lett. B 193, 373 (1987).
- [3] D. M. Aidala, et al, Phys. Rev. Lett. 64, 2479 (1990).
- [4] M. A. Vasiliev et al, Phys. Rev. Lett. 83, 2304 (1999).
- [5] M. J. Leitch et al, nucl-ex/9909007.
- [6] C. Baglin et al, Phys. Lett. B 251, 465 (1990); M. C. Abreu et al, Phys. Lett. B 368, 230 (1996).
- [7] J. Badier et al, Z. Phys. C 20, 101 (1983).
- [8] S. Gavin and M. Gyulassy, Phys. Lett. B 214, 241 (1988); J. Hufner, Y. Kurihara, and H. J. Pinner, Phys. Lett. B 215, 218 (1988); J. P. Blaizot and J.-Y. Ollitrault, Phys. Lett. B 217, 386, 392 (1989); D. Kharzeev, M. Nardi, and H. Satz, Phys. Lett. B 405, 14 (1997); X.-N. Wang, nucl-th/9812021.
- [9] M. Luo, J.-W. Qiu, and G. Sterman, Phys. Lett. B 279, 377 (1992); Phys. Rev. D 50, 1951 (1994).
- [10] X.-F. Guo, Phys. Rev. D 58, 036001 (1998).
- [11] R. J. Fries, B. Müller, A. Schafer, and E. Stein, Phys. Rev. Lett. 83, 4261 (1999).
- [12] X.-F. Guo, J.-W. Qiu, and X.-F. Zhang, hep-ph/9912361.
- [13] G. A. Tarelli, G. Parisi, and R. Petronzio, Phys. Lett. B 76, 351 (1978); F. Kheif and W. J. Stirling, Z. Phys. C 18, 315 (1983); J. C. Collins, D. E. Soper and G. Sterman, Nucl. Phys. B 308, 833 (1988).
- [14] E. L. Berger, L. G. Gordon, and M. K. Lasen, Phys. Rev. D 58, 074012 (1998), and references therein.
- [15] X.-F. Guo, Phys. Rev. D 58, 114033 (1998).
- [16] M. Luo, J.-W. Qiu, and G. Sterman, Phys. Rev. D 49, 4493 (1994).
- [17] P. L. McGaughey, J. M. Moss, and J. C. Peng, hep-ph/9905409, and references therein.
- [18] J. M. Moss and P. L. McGaughey, private communications.
- [19] A. H. Mueller, hep-ph/9904404.
- [20] M. C. Abreu et al, Phys. Lett. B 410, 337 (1997); M. C. Abreu et al, Phys. Lett. B 444, 516 (1998).
- [21] C. Benesh, J.-W. Qiu, and J. P. Vary, Phys. Rev. C 50, 1015 (1994).
- [22] D. Kharzeev, Nucl. Phys. A 638, 279c (1998), and the references therein.
- [23] D. M. Aidala et al, Phys. Rev. Lett. 66, 133 (1991); M. S. Kowit et al, Phys. Rev. Lett. 72, 1318 (1994).
- [24] T. Matsui and H. Satz, Phys. Lett. B 178, 416 (1986).