

Kaon CP violation and radiative corrections

M. D. Scadron

Physics Department, University of Arizona,
Tucson, AZ 85721, USA

PACs # 11.30.Er, 12.15.Lk, 13.20.Eb, 13.40.Ks

Abstract

By recasting the recent KTeV measurement of $\varepsilon'/\varepsilon \approx 28 \times 10^{-4}$ in its equivalent form $|\eta_{+-}/\eta_{00}| \approx 1.0084$, we show that the indirect CP-violation value $|\eta_{+-}/\eta_{00}| = 1$ can be perturbatively enhanced to the above result via photonic radiative corrections. This reformulation of new direct CP-violation ε'/ε data therefore lends further support to the 35-year-old conjecture suggesting an (empirically accurate) $|M_{K_L \pi \pi}/M_{K_S \pi \pi}|$ amplitude ratio $\varepsilon = \alpha/\pi = 2.32 \times 10^{-3}$ without recourse to invoking a new direct CP-violating force.

Ever since kaon CP violation (CPV) was discovered in 1964 [1], physicists have been trying to explain CPV as i) a first-order weak interaction effect combined with electromagnetic radiative corrections, ii) a second-order weak interaction indirect CPV $K^o - \overline{K}^o$ mixing effect combined with direct CPV, the latter due to perhaps a new exotic force such as generated by QCD gluonic penguin graphs characterizing a nonzero ε'/ε value. In this note we blend the two approaches together by starting with a standard model-violating small CPV term (due to a $WW\gamma$ interaction) treated as a direct CPV perturbation of the lead $K^o - \overline{K}^o$ indirect mixing term. Then the first-order weak CPV $K_L \rightarrow 2\pi$ decays are taken as a very small electromagnetic radiative correction to the weak CP-conserving $K_S \rightarrow 2\pi$ decays. We downplay a nonzero ε'/ε value as a measure of a new CPV force.

The recently observed CP-violating (KTeV) measurement is [2]

$$Re\varepsilon'/\varepsilon = \frac{1}{6} \left[\frac{\Gamma_{K_L \rightarrow \pi^+\pi^-}/\Gamma_{K_S \rightarrow \pi^+\pi^-}}{\Gamma_{K_L \rightarrow \pi^o\pi^o}/\Gamma_{K_S \rightarrow \pi^o\pi^o}} - 1 \right] = (28 \pm 4) \times 10^{-4}. \quad (1)$$

This result eq.(1) is mathematically equivalent to

$$6 Re\varepsilon'/\varepsilon = \left| \frac{\eta_{+-}}{\eta_{oo}} \right|^2 - 1 = 0.0168, \text{ or } \left| \frac{\eta_{+-}}{\eta_{oo}} \right| = 1.0084 \pm 0.0006, \quad (2)$$

and the latter eq.(2) suggests of a perturbative (radiative) expansion.

Many years ago [3], the standard photon radiative correction

$$\varepsilon = \alpha/\pi \approx 2.32 \times 10^{-3} \quad (3)$$

was suggested as the consequence of CPV, with $\varepsilon \approx \eta_{+-} \approx \eta_{oo}$, and to leading order

$$|\eta_{+-}/\eta_{oo}| = 1. \quad (4)$$

Here $\eta_{+-, oo}$ is the amplitude ratio $|M_{K_L \rightarrow \pi\pi}/M_{K_S \rightarrow \pi\pi}|$, with measured values [4] in fact close to the original theoretical conjecture in eq.(3) above :

$$\eta_{+-} = (2.285 \pm 0.019) \times 10^{-3}, \quad \eta_{oo} = (2.275 \pm 0.019) \times 10^{-3}. \quad (5)$$

In the $SU(2) \times U(1)$ electroweak standard model (SM), CP is manifestly conserved; a chiral lepton or quark SM triangle loop cannot generate the needed [3] CPV $WW\gamma$ chiral coupling necessary to produce eq.(3). Stated a second way, any CPV $\psi\gamma_5\psi$ SM bilinear covariant can be rotated away [5] by the chiral transformation $\psi \rightarrow e^{\pi/2\gamma_5}\psi$. Alternatively a V-A chiral current-current theory driving CP-conserving weak decays pertains to the original derivation for μ decay $\mu \rightarrow e\nu\overline{\nu}$ [6] involving massless neutrinos. Then no CPV is initially allowed in any SM scheme. Conversely, massive neutrinos can generate CPV, but in the SM?

However, due to recent observations [7] detecting neutrino mixing, one may infer that at least one neutrino (say the muon neutrino) in fact has a nonvanishing (but small) mass. This then generates different chiral transformations on the muon and the muon neutrino, which in turn results in a small (but nonvanishing) CP-violating term.

Specifically for a SM leptonic doublet $\psi = \begin{pmatrix} \nu \\ e \end{pmatrix}$, an off-diagonal electromagnetic (em) field term $\bar{\chi}\gamma \cdot A^{em}\psi$ will change under a different chiral rotation of χ and ψ (different because the associated neutrino mass is now assumed to be small but nonvanishing). This generates a (small) CP-violating neutrino mass term $\bar{\nu}m_\nu\gamma_5\nu$. Then the resulting CPV term can be allocated with the upper part of the lepton SM doublet as a $WW\gamma$ *perturbation* due to the now nonvanishing lepton triangle graph of Fig 1. This will fix the scale of the $WW\gamma$ vertex, with an effective CPV lagrangian density term

$$L_{CPV} = ie\lambda_w W_\mu^\dagger W_\nu \varepsilon^{\mu\nu\alpha\beta} \partial_\alpha A_\beta^{em}. \quad (6)$$

Since the actual CPV neutrino mass is not yet known, we need another approach to determine the λ_w scale in (6). Later we shall use the CKM matrix to fix λ_w in (6) near $\lambda_w \approx 1$.

To extend this CPV term (6) to $\Delta I = 1/2$ $\overline{K}^o \rightarrow 2\pi$ decays, we anticipate a small CPV $\bar{s}\gamma_5 s$ term (the upper component of the $\begin{pmatrix} s \\ c \end{pmatrix}$ doublet), as depicted in Fig. 2a. The darkened circles in Figs. 2 indicate a $\Delta I = 1/2$ $s \rightarrow d$ transition, which also characterizes the known [4] $\Delta I = 1/2$ dominance of $K^o, \overline{K}^o \rightarrow 2\pi$ first-order weak decays. Then we combine the CPV vertex $\bar{s}\gamma_5 s$ of Fig. 2a with the CP-conserving $s \rightarrow d$ transition by expliciting denoting the photon propagator self-energy graphs in Figs. 2b. The resulting $sd\gamma$ vertices in Fig. 2b are generated by the CPV vertex $WW\gamma$ (ie. $VA\gamma$) in eq. (6) above.

But first we comment on (leading order) indirect CPV. Since the observed [4] CPV phase angle is $(\phi_{+-, oo} \rightarrow 45^\circ$ in the CP-conserving limit)

$$\phi_{+-} = (43.5 + 0.6)^\circ, \quad \phi_{oo} = (43.4 \pm 1.0)^\circ, \quad (7)$$

compatible with the unitarity prediction [8]

$$\phi = \arctan(2\Delta m_{LS}/\Gamma_S) \approx 43.45^\circ \quad (8)$$

for [4] $\Delta m_{LS} \approx 0.4736\Gamma_S$, we employ the $K^o - \overline{K}^o$ mixing graph of Fig. 3 to diagonalize the neutral kaon mass matrix as

$$\begin{pmatrix} m_{K^o}^2 & \xi \\ \xi & m_{\overline{K}^o}^2 \end{pmatrix} \xrightarrow{\phi} \begin{pmatrix} m_S^2 & 0 \\ 0 & m_L^2 \end{pmatrix}, \quad (9)$$

$$\sin 2\phi = \frac{2\xi}{m_L^2 - m_S^2} \approx \frac{\xi}{\Delta m_{LS} m_K} \approx 1. \quad (10)$$

But Fig. 3 requires $\xi \equiv \langle \overline{K^o} | H_w | K^o \rangle \approx 2b^2 m_K^2$ on the kaon mass shell, where b is the dimensionless s→d weak scale (the darkened circles in Figs. 2 and Fig. 3). Substituting ξ above into eq. (10) then leads to [8]

$$\Delta m_{LS}/m_K \approx 2b^2. \quad (11)$$

However present data [4] says $\Delta m_{LS}/m_K = (0.701 \pm 0.002) \times 10^{-14}$, fixing the weak scale in (11) to

$$|b| \approx 5.92 \times 10^{-8}. \quad (12)$$

Note that the s→d and $\bar{s} \rightarrow \bar{d}$ second order weak graph of Fig. 3 is in the spirit of the SM and also indirect CPV.

Applying (12) to the long distance (LD) low energy chiral $K_S \rightarrow 2\pi^o$ current algebra-PCAC amplitude [8] for $f_K/f_\pi \approx 1.22$, $f_\pi \approx 93 \text{ MeV}$, one predicts

$$|M_{K_S \rightarrow \pi^o \pi^o}| = 2b(m_K^2 - m_\pi^2) f_K/f_\pi^2 \approx 35.6 \times 10^{-8} \text{ GeV}, \quad (13)$$

near the observed amplitude [4]

$$|M_{K_S \rightarrow \pi^o \pi^o}| = m_K \sqrt{16\pi\Gamma/p} = 37.1 \pm 0.2. \quad (14)$$

The agreement is even better with (14) if we fold in the small (5%) $\Delta I = 3/2$ $K_{2\pi}$ amplitude in (13). Moreover the weak $\Delta I = 1/2$ scale in (12) was correctly predicted to within 5% via a W-mediated s→d quark transition in the GIM scheme [9]. To this leading order the $\Delta I = 1/2$ s→d radiative graphs of Figs. 2b sum to

$$\varepsilon = \eta_{+-} = \eta_{oo} = |M_{K_L \rightarrow \pi\pi}/M_{K_S \rightarrow \pi\pi}| = \frac{b\alpha/\pi}{b} = \alpha/\pi, \quad (15)$$

in agreement with eq. (3), and both $K_S \rightarrow \pi\pi$ and CPV $K_L \rightarrow \pi\pi$ remain similarly $\Delta I = 1/2$ dominated [4, 8]:

$$\frac{\Gamma_{+-}^S}{\Gamma_{oo}^S} = 2.186 \pm 0.009, \quad \frac{\Gamma_{+-}^L}{\Gamma_{oo}^L} = 2.208 \pm 0.060. \quad (16)$$

For this indirect CPV we can test for the $\lambda_w = 1$ scale in the $WW\gamma$ radiative vertex eq. (6) by studying the CKM matrix [10] in the limit $s_1 \gg s_2 > s_3$:

$$V = \begin{pmatrix} V_{ud} & V_{us} & V_{ub} \\ V_{cd} & V_{cs} & V_{cb} \\ V_{td} & V_{ts} & V_{tb} \end{pmatrix} \rightarrow \begin{pmatrix} c_1 & -s_1 & 0 \\ s_1 & c_1 & 0 \\ 0 & 0 & -(1+i\delta) \end{pmatrix}. \quad (17)$$

Here the complex CPV phase $-e^{i\delta}$ is a small correction to $V_{tb} = -1$ (from data [4] $|V_{tb}| = 0.9991$ to 0.9994). The CKM graphs of Figs. 4 for V_{tb} then give [8]

$$\delta \approx \lambda_w \frac{\alpha}{\pi} \ln(1 + \Lambda^2/m_t^2) \approx 3.39 \times 10^{-3} \lambda_w, \quad (18)$$

where the ultraviolet cutoff Λ for Fig. (4b) can be taken as the (heavy) SM Higgs scalar, now greater than [4] 77.5 GeV. Since the observed t quark at 175

GeV is much heavier than all other fermion masses, the Veltman condition [11, 12] becomes

$$M_H^2 = 4m_t^2 - (2M_W^2 + M_Z^2). \quad (19)$$

Then with $M_W = 80.4$ GeV, $M_Z = 91.2$ GeV, eq. (19) suggests [12] $M_H \approx 318$ GeV. Taking the latter as the UV cutoff Λ then gives the numerical value in (18) assuming λ_w is still undetermined.

The phase relation [13] is $\delta = 2|\varepsilon|\cos\phi$ and the predicted or observed ε and ϕ in eqs. (3, 5) and eqs. (7, 8) to leading order requires δ to be

$$\delta = 2|\varepsilon|\cos\phi \approx 3.37 \times 10^{-3}. \quad (20)$$

This CPV phase δ (measured from semileptonic K_{l3} decays) is [4]

$$\delta = \left[\frac{\Gamma(K_L \rightarrow \pi^- l^+ \nu) - \Gamma(K_L \rightarrow \pi^+ l^- \nu)}{\Gamma(K_L \rightarrow \pi^- l^+ \nu) + \Gamma(K_L \rightarrow \pi^+ l^- \nu)} \right] = (3.27 \pm 0.12) \times 10^{-3}. \quad (21)$$

The nearness of (21) to eqs. (18) and (20) suggest $\lambda_w \approx 1$ in eq. (18). Note that the CPV $WW\gamma$ vertex in Fig. 4b affects eqs. (18)-(20) only in the CKM-SM spirit while recovering the lead CPV amplitude ratios (4) and (15).

This completes our leading order (indirect) CPV picture for $K \rightarrow 2\pi$ decays. Now we examine higher-order (direct) CPV effects for charged final-state pions in $\overline{K}^o \rightarrow \pi^+\pi^-$, as depicted in Figs. 5. Note that the small perturbative CPV $\overline{s}\gamma_5 s$ term in Fig. 2a is already “glued” to the much larger $\Delta I = 1/2$ $s \rightarrow d$ darkened single quark line (radiative correction) $\overline{K}^o \rightarrow \pi^+\pi^-$ transitions in Figs. 2b and in Figs. 5. Then the total (leading order) indirect plus (first order) direct CPV graphs give

$$\frac{\eta_{+-}}{\eta_{oo}} = 1 + (\alpha/\pi) \cdot 2 \cdot 2 \cdot (0.97/1.05) \approx 1.0086, \quad (22)$$

where the α/π factor is the standard photon radiative correction, the first 2 on the rhs of (22) comes from π^+ as well as π^- radiative effects, and the second 2 on the rhs of (22) comes from $\sqrt{2}K_L = K^o + \overline{K}^o$. Finally the 1.05 factor in (22) is due to the small $\Delta I = 3/2$ (5%) amplitude addition in $K_S \rightarrow \pi^+\pi^-$ *vs* $\pi^o\pi^o$. Lastly the 0.97 factor in (22) stems from binding the (free) $s\overline{d}$ quarks into bound neutral kaons as found using light-plane quark wave functions in ref. [14].

This predicted 0.8-0.9% CPV net radiative correction for (chiral) nonleptonic decays $K_{2\pi}^o$ in (22) is quite typical of other chiral radiative corrections. Specifically for semileptonic charged mu decay $\mu^- \rightarrow e^- \nu \overline{\nu}$, the net radiative correction V-A enhancement long ago found by Kinoshita-Sirlin [15] is

$$1 + (\alpha/\pi) \left[\pi^2 - \frac{25}{4} \right] \approx 1.0084. \quad (23)$$

We note that the photonic CPV radiative amplitude ratio in (22) accurately reflects the recent KTeV ε'/ε measurement in eq. (2). The alternative QCD gluonic penguin graph for direct CPV and ε'/ε is found to be much too small

[16, 17] to fit either the leading order CP-conserving $K_{2\pi}$ decay amplitudes in eqs. (13, 14) or the measured [2] ε'/ε CPV ratio in eq. (1).

In summary, a) the first-order CP-conserving $K_S \rightarrow \pi^0 \pi^0$ LD amplitude is given by (13), with the weak scale (12) also determining the $K^0 - \bar{K}^0$ second-order weak mixing in (9, 10); b) the latter $K^0 - \bar{K}^0$ mixing also generates the leading order CPV amplitude ratio η_{+-}/η_{00} of unity in (4) and is (photonic) perturbatively enhanced to (22), the latter being compatible with the KTeV measurement of CPV in (2); c) then the alternative penguin version of direct CPV appears not needed and such graphs are evaluated as very small in any case [16, 17].

Acknowledgments: The author appreciates recent discussions on CPV with R. Delbourgo and D. Liu, and prior interactions with S.R. Choudhury.

References

- [1] J.H. Christenson, J.W. Cronin, V.L. Fitch and R. Turlay, Phys. Rev. Lett. **13**, 138 (1964).
- [2] KTeV Collab., A. Alavi-Harati et al., Phys. Rev. Lett. **83**, 22 (1999).
- [3] J. Bernstein, G. Feinberg and T.D. Lee, Phys. Rev. **139**, B 1650 (1965); S. Barshay, Phys. Lett. **17**, 78 (1965); B.A. Arbuzov and A.T. Fillipov, ibid. **20**, 537 (1966); W.J. Marciano and A. Queijeiro, Phys. Rev. **D33**, 3449 (1986); S.R. Choudhury and M.D. Scadron, Phys. Rev. **D53**, 2421 (1996).
- [4] Particle Data Group, C. Caso et al., Eur. Phys. J. **C3**, 1 (1998).
- [5] Analogue CP-conserving “purely electromagnetic” tadpoles can be removed in the SM, but “truly weak” tadpoles cannot be so transformed away. See S. Weinberg, Phys. Rev. **D7**, 2887 (1973); **8**, 605 (1973); Phys. Rev. Lett. **31**, 494 (1973); S.Y. Lee and A.M. Sciaccaluga, Nucl. Phys. **B96**, 435 (1975); K.T. Mahanthappa and M.A. Sher, Phys. Rev. **D22**, 1711 (1980); M.A. Sher, Phys. Rept. **179**, 273 (1989).
- [6] E.C.G. Sudarshan, R.E. Marshak, Phys. Rev. **109**, 1860 (1958).
- [7] Super-Kamiokande Collab., Phys. Rev. Lett. **82**, 2430 (1999) and references therein; LSND Collab., C. Athanassopoulos et al., ibid. **81**, 1774 (1998); Phys. Rev. **C58**, 2511 (1998).
- [8] See e.g. S.R. Choudhury and M.D. Scadron, in ref. [3]; also see LD weak decays $K_{2\pi}$, $K_{3\pi}$, $K_{L,S} \rightarrow 2\gamma$, $K^+ \rightarrow \pi^+ e \bar{e}$ and $K_{L \rightarrow \pi^0 \gamma \gamma}$ in G. Eilam and M.D. Scadron, Phys. Rev. **D31**, 2263 (1985); R.E. Karlsten and M.D. Scadron, Nuovo Cimento **A106**, 113 (1993).
- [9] R. Delbourgo and M.D. Scadron, Nuovo Cimento Lett. **44**, 193 (1985).

- [10] N. Cabibbo, Phys. Rev. Lett. 10, 531 (1963); M. Kobayashi and T. Maskawa, Prog. Theor. Phys. 49, 652 (1973).
- [11] M. Veltman, Acta Phys. Pol. B12, 437 (1981).
- [12] G. Castro and J. Pestieau, Mod. Phys. Lett. A10, 1155 (1995); also see M.D. Scadron, Phys. At. Nucl. 56, 1595 (1993).
- [13] See, e.g., J. Donoghue, E. Golowich and B. Holstein, Dynamics of the Standard Model, Cambridge University Press, New York, 1992, p. 241; also see ref. [8].
- [14] N.H. Fuchs and M.D. Scadron, Nuovo Cimento A93, 205 (1986). See eq. (11b).
- [15] T. Kinoshita and A. Sirlin, Phys. Rev. 113, 1652 (1959), see eg. (2.13); A. Sirlin, Rev. Mod. Phys. 50, 573 (1978).
- [16] C. Hill and G. Ross, Phys. Lett. B94, 234 (1980); R. Chivukula, J. Flynn and H. Georgi, Phys. Lett. B171, 453 (1986).
- [17] A. Buras, M. Jamin and M. Lautenbacher, Nucl. Phys. B408, 209 (1993); A. Buras, Acta Phys. Pol. B26, 755 (1995); A. Buras, KAON99 Conf., Univ. Chicago, June 1999 shows that the CPV gluonic penguin graph generates only $\sim 10\%$ of the KTeV ε'/ε value.

Figure Captions

Fig. 1 Lepton triangle $\mu\mu\nu$ with massive neutrino generating a CPV vertex $WW\gamma$.

Fig. 2 CPV $\bar{s}\gamma_5 s$ and CP-conserving $s \rightarrow d$ transitions (a), combined CPV $s \rightarrow d$ transitions (b).

Fig. 3 Second order weak $\bar{K}^o - K^o$ transition.

Fig. 4 Lead order CKM element V_{tb} (a), higher order CKM element V_{tb} (b).

Fig. 5 Direct CPV graphs for $\bar{K}^o \rightarrow \pi^+\pi^-$.

Fig. 1

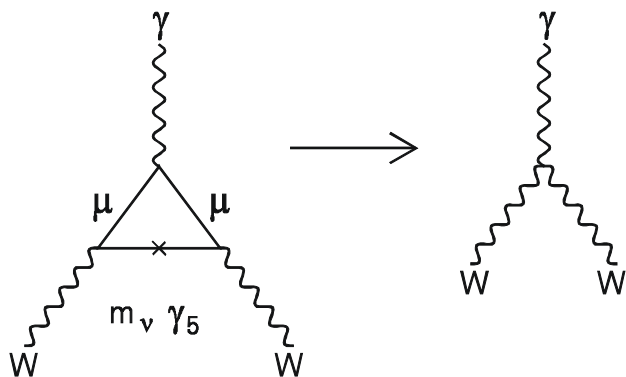


Fig. 2

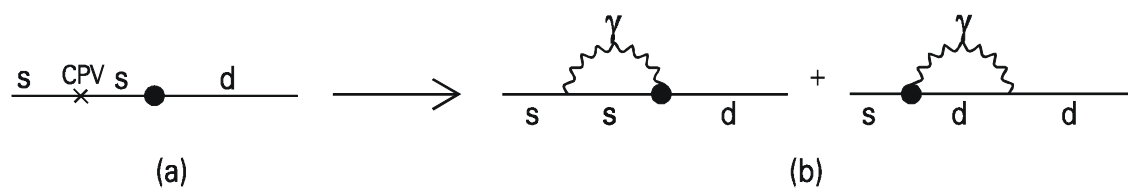


Fig. 3

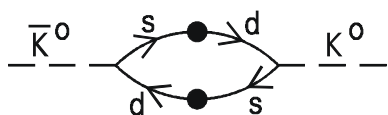


Fig. 4

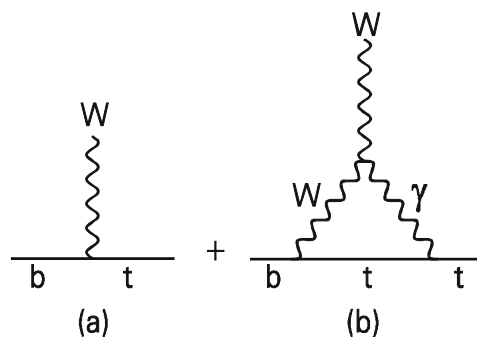


Fig. 5

