

Hard di-ractive electroproduction of two pions

B. Lehmann-Dronke^a, P.V. Pobylitsa^{b,c}, M.V. Polyakov^{b,c}, A. Schafer^a, and K. Goeke^c

^a Institut für Theoretische Physik, Regensburg University, 93040 Regensburg, Germany

^b Petersburg Nuclear Physics Institute, 188350, Gatchina, Russia

^c Institut für Theoretische Physik II, Ruhr-Universität Bochum, D-44780 Bochum, Germany

Abstract

We have calculated the leading order amplitude of hard di-ractive electroproduction of two pions in lepton nucleon scattering. At the leading twist level a pion pair can be produced only in an isospin one or zero state. We have shown that isoscalar states are produced dominantly for $x_{Bj} > 0.3$ and with an invariant mass of the two pions close to the threshold (S-wave) and in the f_2 resonance region (D-wave). These isoscalar pion pairs are dominantly produced by two collinear gluons. Comparing the production of charged and neutral pion pairs as a function of x_{Bj} and m one can get information about the gluonic component of pions distribution amplitudes.

Introduction

Hard exclusive reactions open a new way to study the partonic structure of hadrons. The factorization theorem [1] states that the amplitude of the reaction:

$$L + T \rightarrow F + T^0; \quad (1)$$

at large collision energy $W \gg 1$, large virtuality of the photon $Q^2 \gg 1$, fixed $Q^2 = W^2$, and with the masses $M_T; M_{T^0}; M_F \ll Q$, can be written in the form:

$$\sum_{i,j} \int_0^1 dz \int_0^1 dx_1 f_{i=T}^{T^0}(x_1; x_1, x; t) H_{ij}(Q^2 x_1 = x; Q^2; z) F_j^F(z) + \text{power-suppressed corrections}; \quad (2)$$

where $f_{i=T}^{T^0}$ is a $T \rightarrow T^0$ skewed parton distribution [1, 2, 3, 4] (for a review see [5]), $F_j^F(z)$ is the distribution amplitude of the hadronic state F (not necessarily a one particle state), and H_{ij} is a hard part computable in pQCD as series in $1/s(Q^2)$. For the experimentally accessible Q^2 and W range the significance of this factorization proof might, however, be limited by the large size of higher twist effects [6, 7]. Let us also note that typically NLO corrections in hard exclusive reactions are rather sizeable [8, 9, 10]. Therefore NLO calculations of the hard part H_{ij} are highly desirable.

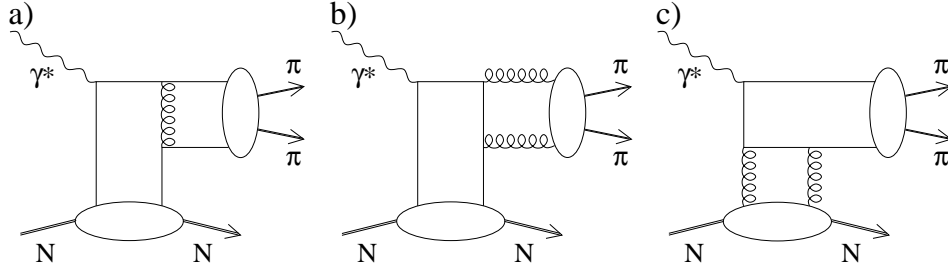


Figure 1: Typical leading order diagrams to the process of diffractive pion pair production.

In the present paper we shall study the hard exclusive electroproduction of two pions in the leading order of strong coupling constant α_s . The related process of photoproduction was studied in Ref. [11]. At leading twist level the pion pair can be produced in a state with isospin one or zero. As argued in [12] at small x the pions are produced mostly in the isovector state because the dominant reaction mechanism is exchange of two gluons with positive C -parity. Our prime interest will be the production of pions in the valence region of Bjorken x . For valence region of Bjorken x (CEBAF, HERMES, COMPASS) the production of pions is dominated by qq exchange which leads to a sizeable admixture of pion pairs with isospin zero [13]. We shall compute in the present paper the ratio of the cross sections for $I = 0$ and $I = 1$ pion pairs as a function of Bjorken x and the invariant mass m of the produced pions.

The interesting feature of $I = 0$ production of two pions is that these pions can originate not only from a collinear qq pair but also from a pair of collinear gluons, see Fig. 1b). Therefore measurements of $I = 0$ hard pion production could give important information about the gluon content of the pion. We discuss the most favorable kinematic range for such measurements.

Amplitude of the hard two-pion production

In this section we compute the leading amplitude in $1/Q^2$ of hard two-pion electroproduction. Due to the factorization theorem for exclusive hard reactions [1] this amplitude can be written as a convolution of skewed parton distributions in the nucleon, distribution amplitudes of the produced pions, and a hard part computable in QCD as power series in α_s . We consider the processes:

$$\gamma^*(q) + B_1(p) \rightarrow 2\gamma^*(q^0) + B_2(p + \dots); \quad (3)$$

where $q = p^0$, p is a four-momentum transfer to a target baryon B_1 , $q^0 = Q^2 + 1$, and $2p = q + 1$ with $x = Q^2/(2p + q)$ fixed. The baryonic state B can be nucleon, Λ , etc.

The leading order amplitude corresponding to diagrams of the type as shown in Fig. 1

has the form ¹:

$$\begin{aligned}
\langle B_z(p^0); a b(q^0) j^{\text{em}} : \rangle_L \mathcal{B}_1(p) i = & (e_4 s) \frac{N_c^2}{N_c^2} \frac{1}{4Q} \int_0^1 dz \int_0^1 d\bar{z} \\
& \times \left(F_{ff^0}(\bar{z};) \frac{e_{f^0}}{z(1+z) - i0} + \frac{e_f}{(1-z)(1-\bar{z}) + i0} \right) \\
& + \frac{2N_c}{N_c^2} \frac{1}{1} \times \left(e_f F_{ff}(\bar{z};) \frac{1}{z(1-z)} \frac{1}{(1+\bar{z}) - i0} \frac{1}{(1-\bar{z}) + i0} \right) \\
& + \frac{4N_c}{N_c^2} \frac{1}{1} \times \left(e_f F_G(\bar{z};) \frac{1}{z(1-z)[1+\bar{z} - i0][1-\bar{z} + i0]} \right) :
\end{aligned} \quad (4)$$

Here e_f is the charge of a quark of flavor $f = u, d, s$ in units of the proton charge ($e_u = 2/3$; $e_d = e_s = -1/3$), s is the skewedness parameter (see definition below), and z is the longitudinal momentum fraction carried by the pion with flavor a . The longitudinal photon polarization vector is chosen as:

$$\epsilon_L = \frac{1}{Q} (q^3; 0; 0; q^0) : \quad (5)$$

The function $F_{ff^0}(\bar{z};)$ is a skewed quark distribution defined as:

$$F_{ff^0}(\bar{z};) = \int_0^1 \frac{d\bar{z}}{2} e^{i\bar{z}(q^0 - n)} \langle B_z(p^0) j^{\text{em}} f_{f^0}(n=2) \hat{n}_f(n=2) g \mathcal{B}_1(p) i \rangle ; \quad (6)$$

with $\hat{n} = n$ and the light cone vector n normalized so that:

$$n^2 = 0; \quad n \cdot (p + \bar{p}) = 2 : \quad (7)$$

The 2 quark distribution amplitude $\mathcal{B}_{ff^0}^{ab}(z;)$ is defined as:

$$\mathcal{B}_{ff^0}^{ab}(z;) = \int_0^1 \frac{d\bar{z}}{2} e^{i\bar{z}(q^0 - n)} \langle h^{ab} j^{\text{em}} f_f(n) \hat{n}_{f^0}(0) g \mathcal{B}_1 i \rangle \quad (8)$$

and the gluon 2 DA $\mathcal{B}_G^{ab}(z;)$ as:

$$\mathcal{B}_G^{ab}(z; m^2) = \frac{1}{n} \int_0^1 \frac{d\bar{z}}{2} e^{i\bar{z}(q^0 - n)} \langle h^{ab} j^{\text{em}} n G^A(n) G^A(0) g \mathcal{B}_1 i \rangle ; \quad (9)$$

where for convenience we introduced another light cone vector n such that $n \cdot n = 1$ and $n \cdot n = 0$. The variable z is the fraction of the longitudinal (along the vector n) meson pair momentum $q^0 = q$ carried by one of the quarks or gluons respectively. The variable \bar{z} characterizes the distribution of the longitudinal component of q^0 between the two pions:

$$\bar{z} = \frac{(k^a - n)}{(q^0 - n)} ; \quad (10)$$

¹We write the most general result including the contribution of graphs of the type Fig. 1c) which are proportional to the skewed gluon distribution in the nucleon. It contributes only to the production of pions with isospin one and is very small in the valence region. Hence we shall neglect this contribution in the numerical estimates. For the skewed gluon distribution we use $F_G(\bar{z};)$ notation of ref. [5].

where k^a is the momentum of the pion a .

The vectors n and \bar{n} are linear combinations of the photon, initial and final baryon momenta:

$$\begin{aligned} p &= (1 + \epsilon) n + (1 - \epsilon) \frac{M^2}{2} n + \frac{1}{2} \epsilon^2 \bar{n} \\ p^0 &= (1 - \epsilon) n + (1 + \epsilon) \frac{M^2}{2} n + \frac{1}{2} \epsilon^2 \bar{n} \\ q &= \frac{1}{2} n + \frac{Q^2}{4} \bar{n} \\ M^2 &= \frac{1}{2} (M_{B_1}^2 + M_{B_2}^2 - \frac{Q^2}{2}) : \end{aligned} \quad (11)$$

The transverse plane is a plane orthogonal to the plane defined by the light-cone vectors n and \bar{n} . The skewedness parameter (longitudinal component of the momentum transfer) is defined as:

$$\xi = \frac{1}{2} (n \cdot \bar{n}) : \quad (12)$$

In the Bjorken limit $Q^2 \rightarrow \infty$, the skewedness parameter is expressed in terms of Bjorken x as $\xi = \frac{x}{2}$.

The two-pion distribution amplitudes (8,9) can be decomposed as:

$^{++}$ production:

$$f_{+}^{0f}(z; m) = f_{+}^{0f, I=0}(z; m) + \frac{1}{3} f_{+}^{0f, I=1}(z; m); \quad (13)$$

$$G_{+}^{++}(z; m) = G_{+}^{++}(z; m); \quad (14)$$

00 production:

$$f_{00}^{0f}(z; m) = f_{00}^{0f, I=0}(z; m); \quad (15)$$

$$G_{00}^{00}(z; m) = G_{00}^{00}(z; m); \quad (16)$$

where $f_{+}^{0f, I}$ are the leading twist 2 quark distribution amplitudes with isospin I . For properties of 2 DA's see the next section.

The leading twist skewed quark distribution with $f = f^0 = q = u; d; s$ and $B_1 = B_2 = \text{proton}$ eq. (6) can be decomposed into nucleon spin non flip and spin flip parts. Here we adopted the notations of Ji [5] for the spin decomposition of the matrix element of a bilocal quark operator between proton states. The spin non flip part is denoted by H_f , the spin flip part by E_f . They are defined by:

$$\begin{aligned} \frac{1}{2} \int_0^1 dx e^{i x p^0} \langle p | \bar{\psi}(x) \gamma^+ \psi(0) | p \rangle &= H_f(\xi; t) U(p^0) \hat{n} U(p) \\ &+ \frac{1}{2M_N} E_f(\xi; t) U(p^0) \hat{n} U(p); \end{aligned} \quad (17)$$

The independent variables of the skewed quark distributions $H_q(\xi; t)$ and $E_q(\xi; t)$ are chosen to be ξ , related to the fraction of the target momentum carried by the interacting parton x_1 by:

$$\xi = \frac{2x_1 - x}{2x};$$

the square of the four-momentum transfer $Q^2 = t$, and the skewedness parameter defined in eq. (12)². In the forward case $p = p^0$ both x and y are zero and the second term on the r.h.s. of eq. (17) disappears. The function H becomes the usual parton distribution function:

$$H_q(x; y=0; t=0) = q(x) = \begin{cases} q(x); & x > 0; \\ q(-x); & x < 0; \end{cases} \quad (18)$$

For the $\pi^+\pi^0$ production the leading order amplitude can be written as:

$$\begin{aligned} \langle p(p^0); \pi^+\pi^0 | (q^0) j^{\text{em}} | L \rangle \langle p(p) | i = & (e4_s) \frac{N_c^2}{N_c^2} \frac{1}{24Q} \\ & \int_0^1 dz \frac{(1-2z)^{I=0}(z; m)}{z(1-z)} \frac{2}{C_F} G(z; m) \\ & (U(p^0) \hat{n} U(p) \int_0^1 d^2 H_u(x; t) - H_d(x; t) - () \\ & + U(p^0) \frac{n}{2M_N} U(p) \int_0^1 d^2 E_u(x; t) - E_d(x; t) - () \\ & + \int_0^1 dz \frac{(1-2z)^{I=1}(z; m)}{z(1-z)} (U(p^0) \hat{n} U(p) \int_0^1 d^2 H_u(x; t) + H_d(x; t) + () \\ & + U(p^0) \frac{n}{2M_N} U(p) \int_0^1 d^2 E_u(x; t) + E_d(x; t) + ()) \quad ; \end{aligned} \quad (19)$$

where

$$() = \frac{1}{+i0} - \frac{1}{+i0} : \quad (20)$$

Let us note that for the production of two pions in an isovector state there is an additional contribution proportional to the skewed gluon distribution in the nucleon Fig. 1c). The corresponding expression is given by the last term of eq. (4) and also can be found in [14, 15]. Such a contribution is absent if the pions are produced in the isoscalar state. In the present paper we are interested in two pion production in the valence region where the contribution from gluons in the nucleon can be safely neglected [16].

For the $\pi^0\pi^0$ production amplitude we have:

$$\begin{aligned} \langle p(p^0); \pi^0\pi^0 | (q^0) j^{\text{em}} | L \rangle \langle p(p) | i = & (e4_s) \frac{N_c^2}{N_c^2} \frac{1}{24Q} \\ & \int_0^1 dz \frac{(1-2z)^{I=0}(z; m)}{z(1-z)} \frac{2}{C_F} G(z; m) \\ & (U(p^0) \hat{n} U(p) \int_0^1 d^2 H_u(x; t) - H_d(x; t) - () \\ & + U(p^0) \frac{n}{2M_N} U(p) \int_0^1 d^2 E_u(x; t) - E_d(x; t) - () : \end{aligned} \quad (21)$$

² The skewed parton distributions and meson distribution amplitudes are scale dependent. The scale is set by the photon virtuality Q^2 . We do not show the scale dependence of these quantities to simplify the notations.

The expression for the ratio of $I = 0$ and $I = 1$ amplitude was obtained recently in ref. [13], however the authors missed the contribution of gluon 2 DA. Below we shall see that the contribution of the gluon 2 DA to this amplitude is larger than the contribution of quark 2 DA.

Two pion distribution amplitudes

The soft parts represent two-pion distribution amplitudes (2 DA) or probability amplitudes for a conversion of a pair of collinear partons (quarks or gluons) into the π^0 pion pair [17]. As we shall discuss in the following, they can be related by crossing to the ordinary parton distributions in a pion. From the C-parity one can easily derive the following symmetry properties of the 2 DA's:

$$\begin{aligned} I=0(z; m^2) &= I=0(1-z; m^2) = I=0(z; 1-m^2); \\ I=1(z; m^2) &= I=1(1-z; m^2) = I=1(z; 1-m^2); \\ G(z; m^2) &= G(1-z; m^2) = G(z; 1-m^2): \end{aligned} \quad (22)$$

Following [12, 10] we decompose both quark and gluon 2 DA's in conformal partial waves. For quark 2 DA's the decomposition reads:

$$\begin{aligned} I=0(z; m^2) &= 6z(1-z) \sum_{\substack{n=1 \\ \text{odd}}}^{\infty} \sum_{\substack{l=0 \\ \text{even}}}^{\infty} B_{n1}^{I=0}(m^2) C_n^{3=2}(2z-1) P_l(2z-1); \\ I=1(z; m^2) &= 6z(1-z) \sum_{\substack{n=0 \\ \text{even}}}^{\infty} \sum_{\substack{l=1 \\ \text{odd}}}^{\infty} B_{n1}^{I=1}(m^2) C_n^{3=2}(2z-1) P_l(2z-1); \end{aligned} \quad (23)$$

while for gluon 2 DA's we have:

$$G(z; m^2) = 30z^2(1-z)^2 \sum_{\substack{n=0 \\ \text{even}}}^{\infty} \sum_{\substack{l=0 \\ \text{even}}}^{\infty} A_{n1}^G(m^2) C_n^{5=2}(2z-1) P_l(2z-1): \quad (24)$$

Here $P_l(x)$ are the Legendre polynomials and C_n are Gegenbauer polynomials.

The distribution amplitudes are constrained by soft pion theorems and crossing relations. The soft pion theorems for 2 DA's read [12, 10]:

$$\begin{aligned} I=0(z; m^2=1; m^2=0) &= I=0(z; m^2=0; m^2=0) = 0; \\ I=1(z; m^2=1; m^2=0) &= I=1(z; m^2=0; m^2=0) = \pi'(z); \\ G(z; m^2=1; m^2=0) &= G(z; m^2=0; m^2=0) = 0: \end{aligned} \quad (25)$$

Here $\pi'(z)$ is the pion distribution amplitude.

Additional constraints for the quark and gluon 2 DA's are provided by the crossing relations between 2 DA's and the known parton distributions in the pion. For the derivation of such relations for quark 2 DA's see [12], for the gluon 2 DA see [10]. The crossing

relations have the form :

$$\begin{aligned}
B_{N-1N}^{I=0}(0) &= \frac{2}{3} \frac{2N+1}{N+1} \int_0^1 dx x^{N-1} \frac{1}{N_f} (q(x) + \bar{q}(x)) ; \\
B_{N-1N}^{I=1}(0) &= \frac{2}{3} \frac{2N+1}{N+1} \int_0^1 dx x^{N-1} (u(x) - \bar{u}(x)) ; \\
A_N^G(0) &= \frac{4}{5} \frac{2N+1}{(N+1)(N+2)} \int_0^1 dx x^{N-1} g(x) ;
\end{aligned} \tag{26}$$

where $q(x)$, $\bar{q}(x)$ and $g(x)$ are the usual quark, antiquark, and gluon distributions in the pion. Using these relations one can easily derive the normalization of the 2 DA's at $m = 0$:

$$\begin{aligned}
\int_0^1 dz (2z-1) B_{N-1N}^{I=0}(z; m=0) &= \frac{4}{N_f} M_2^Q(1) ; \\
\int_0^1 dz B_{N-1N}^{I=1}(z; m=0) &= (2-1) F(\pi) ; \\
\int_0^1 dz A_N^G(z; m=0) &= 2 M_2^G(1) :
\end{aligned} \tag{27}$$

Here M_2^Q and M_2^G are momentum fractions carried by quarks or gluons respectively in the pion and $F(\pi)$ is the pion e.m. form factor. Soft pion theorems and crossing relations constrain $B_{N-1N}^{I=0}(z; m=0)$ and $A_N^G(z; m=0)$ only at $m = 0$. For higher m one can apply the dispersion relation analysis of Ref. [12].

The asymptotic expression for the isovector 2 DA has the form [18]:

$$B_{N-1N}^{I=1}(z; m) = 6 z(1-z) (2-1) F(\pi) : \tag{28}$$

Under evolution A_N^G and $B_{N-1N}^{I=0}$ mix with each other [19]. For asymptotically large Q^2 one obtains [10]:

$$\begin{aligned}
A_N^G(z; m) &= \frac{240 C_F}{N_f + 4C_F} z^2 (1-z)^2 (1) ; \\
B_{N-1N}^{I=0}(z; m) &= \frac{120}{N_f + 4C_F} z(1-z) (2z-1) (1) :
\end{aligned} \tag{29}$$

In the following we will use the asymptotic expressions for 2 DA's.

Numerical results and discussion

Using our results for the production amplitudes discussed in the previous section we can easily estimate the ratio of the cross sections for hard exclusive two pions production in the isoscalar and isovector states. The amplitudes of physically accessible reactions can be expressed in terms of $I = 0$ and $I = 1$ amplitudes as follows:

$$\begin{aligned}
M^+ &= M^{I=0} + M^{I=1} ; \\
M^{00} &= M^{I=0} :
\end{aligned} \tag{30}$$

For the ratio

$$R(x; m; t) = \frac{\mathcal{M}^{I=0}}{\mathcal{M}^{I=1}} \quad (31)$$

(integrated over the scattering angle of the pions) the x , t , and m dependence factorizes in the leading order:

$$R(x; m; t) = R_{DA}(m) R_{SPD}(x; t); \quad (32)$$

where the m dependence is governed by 2 DA's:

$$R_{DA}(m) = \frac{D^{I=0}(m)}{D^{I=1}(m)} \quad (33)$$

with

$$\begin{aligned} D^{I=0}(m) &= \int_{-1}^1 d\cos \int_0^1 dz \frac{(1-2z)^{I=0}(z; m) \frac{2}{C_F} G(z; m)^2}{z(1-z)}; \\ D^{I=1}(m) &= \int_{-1}^1 d\cos \int_0^1 dz \frac{(z; m)^{I=1}}{z(1-z)}; \end{aligned} \quad (34)$$

Here θ is the scattering angle of the pions in their c.m. frame relative to the direction of q^0 :

$$\cos \theta = 2 \sqrt{1 - \frac{4m^2}{m^2}} \quad (35)$$

The dependence on Bjorken $x = 2/(1 + \sqrt{1 - 4m^2/m^2})$ and momentum transfer squared t is determined by integrals over the skewed parton distributions:

$$R_{SPD}(x; t) = \frac{\mathcal{P}I_u(x; t) - I_d(x; t)}{\mathcal{P}I_u^+(x; t) + I_d^+(x; t)}; \quad (36)$$

with

$$I_f(x; t) = \int_{-1}^1 dH_f(x; t) \frac{1}{+i0} - \frac{1}{+i0}; \quad (37)$$

For the quark SPD's in the integrals $I_f(x; t)$ we used the models resulting from Radyushkin's double distributions [4], where the latter are obtained as $F(x; y) = q(x)q(y)$ from the profile function $\phi(x; y) = \frac{6y(1-x-y)}{(1-x)^3}$ suggested in [20] and the MRS(A') parameterizations for the usual (forward) parton distributions $q(x)$ [21]. We, for simplicity, do not consider the specific contributions to quark SPD's which are not taken into account by double distributions. These contributions were observed first in chiral quark soliton model calculations [22] but actually they are of general nature as was shown in [23]. Also we neglected the contribution of the nucleon spin flip SPD's, we shall present the complete studies elsewhere.

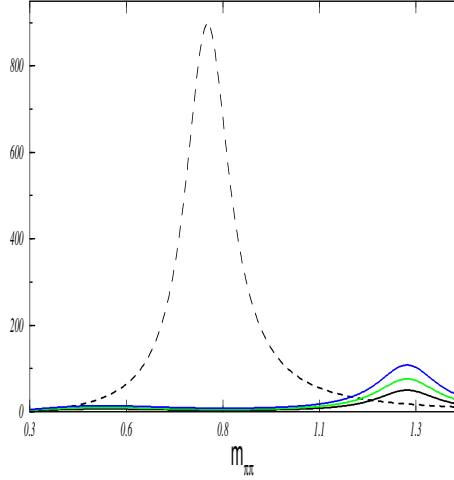


Figure 2: The shape of two-pion mass $m_{\pi\pi}$ (GeV) distributions for pions with isospin one (dashed curve) and isospin zero (solid curves). The isospin zero distributions are plotted for $B \rightarrow \pi\pi$ $x = 0.3; 0.4; 0.5$, the larger x the more enhanced distribution.

Using the asymptotic expressions for the 2 DA's (28,29) we can compute the integrals over z entering eq. (34):

$$\int_0^1 dz \frac{(1-2z)^{I=0}(z; m)}{z(1-z)} = \frac{40}{N_f + 4C_F} \frac{3C^2}{12} f_0(m) P_0(\cos \theta) - \frac{2}{6} f_2(m) P_2(\cos \theta); \quad (38)$$

$$\frac{2}{C_F} \int_0^1 dz \frac{G(z; m)}{z(1-z)} = \frac{80}{N_f + 4C_F} \frac{3C^2}{12} f_0(m) P_0(\cos \theta) - \frac{2}{6} f_2(m) P_2(\cos \theta); \quad (39)$$

$$\int_0^1 dz \frac{I=1(z; m)}{z(1-z)} = \frac{1}{6} F(m) P_1(\cos \theta); \quad (40)$$

(The effects due to deviations from the asymptotic forms were considered in [12, 24]). We see that for the production of the pion pair in the isoscalar state the contribution of the gluon 2 DA is two times larger than the contribution of the quark 2 DA's. Therefore the hard production of the pions in the isoscalar state mainly probes the gluon structure of the pion.

The functions $f_{0,2}(W)$, the so-called Omnès functions [25], can be related to the phase shifts $\delta_0^0(W)$ and $\delta_2^0(W)$ using Watson's theorem [26] and the dispersion relations derived in [12]:

$$f_1(m) = \exp i \delta_1^0(m) + \frac{m^2}{4m^2} \text{Re} \int_{4m^2}^{\infty} ds \frac{\delta_1^0(s)}{s(s - m^2 - i0)}; \quad (41)$$

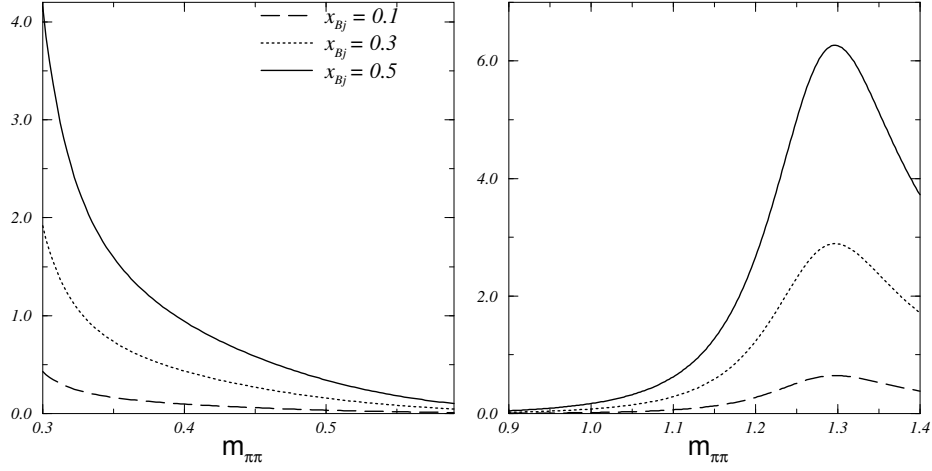


Figure 3: The ratio $\frac{dN^{I=0}}{dm} = \frac{dN^{I=1}}{dm}$ in two regions of $m_{\pi\pi}$, around 0.4 GeV (left panel) and around 1.3 GeV (right panel).

The Omnès functions were analyzed in detail in Ref. [27] and for the estimates of the cross sections one can use the results of that work.

The constant C in eqs. (38) plays the role of an integration constant in the Omnès solution to the corresponding dispersion relation. From the soft pion theorem it follows that $C = 1 + O(m^2)$. Using the instanton model for calculations of $B_{n1}(m)$ at low energies [18, 12] one finds [10] the constant C in to be equal to:

$$C = 1 + b m^2 + O(m^4) \text{ with } b \approx 1.7 \text{ GeV}^{-2} :$$

The Omnès functions contain information about the resonances as well as about the nonresonant background. Due to the $f_2(1270)$ resonance $f_2(m)$ has a peak at $m = 1.275 \text{ GeV}$. For the numerical calculation we use the Padé approximant for the Omnès function $f_0(m)$ suggested in ref. [28]. For estimates of $f_2(m)$ we used the expression (41) where the D-wave pion scattering phase shift we saturated by the contribution of the $f_2(1270)$ resonance.

In Fig. 2 we plot the two-pion mass distributions in the isoscalar and isovector channel at different values of B (parameter x).

The two-pion mass distribution in the isovector channel at large Q^2 is determined by the pion electromagnetic form factor [12]:

$$\frac{dN^{I=1}}{dm} / 36 \pi^3 m \mathcal{F}^2(m); \quad (42)$$

which is plotted in Fig. 2 as a dashed curve. For the two-pion mass distribution in isoscalar channel (for $t = t_{min}$) we can use:

$$\frac{dN^{I=0}}{dm} = R(x; m; t_{min}) \frac{dN^{I=1}}{dm}; \quad (43)$$

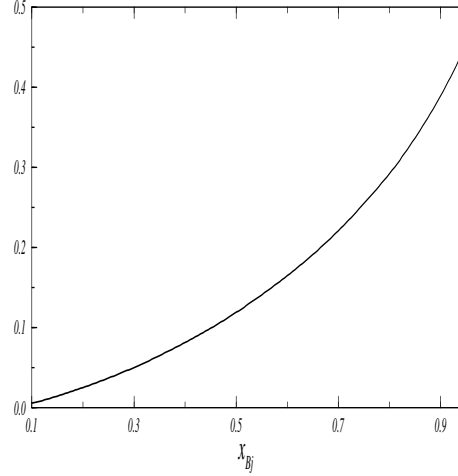


Figure 4: The ratio of $\frac{d}{dt} \pi^0 \pi^0 |_{j=t_{min}}$ to $\frac{d}{dt} \pi^+ \pi^- |_{j=t_{min}}$ integrated over m from the threshold to 1.4 GeV as a function of Bjorken x .

where $R(x; m; t)$ is given by eq. (31). We plot in Fig. 2 (solid lines) $\frac{dN^{I=0}}{dm}$ for $x = 0.3; 0.4; 0.5$. We see that this distribution is enhanced around $m = 0.4$ GeV due to S-wave contribution and around $m = 1.3$ GeV due to D-waves. To illustrate the enhancements in these regions we plot in Fig. 3 the ratio $\frac{dN^{I=0}}{dm} = \frac{dN^{I=1}}{dm}$ at different values of Bjorken x . From these figures we see that the most favorable regions to observe isoscalar channel in $\pi^+ \pi^-$ productions (and hence the gluonic component of 2 DA) are $x > 0.3$ and m around 0.4 GeV (S-wave) and 1.3 GeV (D-wave).

On Fig. 4 we showed the estimates of the ratio of $\frac{d}{dt} \pi^0 \pi^0 |_{j=t_{min}}$ to $\frac{d}{dt} \pi^+ \pi^- |_{j=t_{min}}$ integrated over m from the threshold $m = 2m_\pi$ to $m = 1.4$ GeV. We see that in the valence region $x = 0.1 - 0.4$ the cross section of $\pi^0 \pi^0$ production is a few percents of $\pi^+ \pi^-$ production (which is usually called $\pi^+ \pi^-$ production) cross section.

Let us note that the most promising way to pin down the $I = 0$ production amplitude is through its interference with the $I = 1$ amplitude. Experimentally this can be done studying the angular distributions of the produced pions. The corresponding estimates will be done elsewhere.

Summary

We have calculated diffractive pion pair production at the leading twist level and leading order in α_s . The amplitude is expressed in terms of skewed parton distributions and two-pion distribution amplitudes. For the 2 DA's we used the asymptotic expressions. The comparison of the cross sections for the production of isospin one and isospin zero pion pairs shows that for small Bjorken x the isospin-one channel dominates, whereas in valence region the contribution of isospin zero production is sizeable. We showed that the isospin zero amplitude is dominated by gluon 2 DA. We argued that the cross section for isospin zero pion pairs gives access to the gluon distribution in the pions. To extract the isospin zero channel measurements in the quark valence region ($x > 0.3$) are needed.

This extraction is facilitated if $\pi^0\pi^0$ pairs can be detected since the isospin one channel contributes only to $\pi^+\pi^-$ pairs. Let us note that the general expression for the leading twist amplitude eq. (4) can be used to study other channels, like K^+K^- , $K^0\bar{K}^0$, etc.

We are aware of the fact that higher twist corrections could be dangerously large. They have not been analyzed but there is some hope that they cancel at least partially in the ratios of cross sections we discussed.

Acknowledgments

We are grateful to B. Clerbaux, N. Kivel, L. Mankiewicz, M. Penttinen, E. Stein, M. Vanderhaeghen and C. Weiss for useful discussions. Special thanks are due to L. Frankfurt and M. Strikman for encouragement to look into the problem and for numerous discussions.

References

- [1] J. Collins, L. Frankfurt, and M. Strikman, Phys. Rev. D 56 (1997) 2982.
- [2] D. Muller et al., Fort. Phys. 42 (1994) 101.
- [3] X. Ji, Phys. Rev. D 55 (1997) 7114.
- [4] A. V. Radyushkin, Phys. Rev. D 56 (1997) 5524.
- [5] X. Ji, J. Phys. G 24 (1998) 1181.
- [6] A. V. Belitsky, and A. Schafer, Nucl. Phys. B 527 (1998) 235.
- [7] M. Vanttinen, L. Mankiewicz, and E. Stein, hep-ph/9810527.
- [8] A. V. Belitsky, B. Geyer, D. Muller, and A. Schafer, Phys. Lett. B 421 (1998) 312;
A. V. Belitsky, D. Muller, L. Niedemeier, and A. Schafer, Phys. Lett. B 437 (1998) 160; Nucl. Phys. B 546 (1999); hep-ph/9908337.
- [9] L. Mankiewicz, G. Piller, E. Stein, M. Vanttinen, and T. Weigl, Phys. Lett. B 425 (1998) 186.
- [10] N. Kivel, L. Mankiewicz, and M. V. Polyakov, hep-ph/9908334.
- [11] B. Lehmann-Dronke, M. Maul, S. Schaefer, E. Stein, and A. Schafer, Phys. Lett. B 457 (1999) 207.
- [12] M. V. Polyakov, Nucl. Phys. B 555 (1999) 231; hep-ph/9809483.
- [13] M. Diehl, T. Gousset, B. Pire, hep-ph/9909445, Talk given at 6th INT / Jlab Workshop on Exclusive and Semiexclusive Processes at High Momentum Transfer, Newport News, VA, 19-23 May 1999.
- [14] A. V. Radyushkin, Phys. Lett. B 385 (1996) 333.
- [15] L. Mankiewicz, G. Piller, and T. Weigl, Eur. Phys. J. C 5 (1998) 119.

- [16] M .Vanderhaeghen, P A M .Guichon, and M .Guidal, hep-ph/9905372;
M .Vanderhaeghen, P A M .Guichon, and M .Guidal, Phys. Rev. Lett. 80 (1998) 5064.
- [17] M .Diehl, T .Gousset, B .Pire, and O .Teryaev, Phys. Rev. Lett. 81 (1998) 1782.
- [18] M .V .Polyakov and C .Weiss, Phys. Rev. D 59 (1999) 091502.
- [19] M .K .Chase, Nucl. Phys. B 174 (1980) 109;
Th .Ohmdorf, Nucl. Phys. B 186 (1981) 153;
M .V .Terent'ev, JETP Lett. 33 (1981) 71;
V N .Baier and A G .Grozin, Nucl. Phys. B 192 (1981) 476.
- [20] A .V .Radyushkin, Phys. Rev. D 59 (1999) 014030.
- [21] A D .Martin, R G .Roberts, and W .J .Stirling, Phys. Lett. B 354 (1995) 155.
- [22] V .Yu .Petrov et al., Phys. Rev. D 57 (1998) 4325.
- [23] M .V .Polyakov and C .Weiss, hep-ph/9902451.
- [24] M .V .Polyakov, hep-ph/9906261, Talk given at 7th International Workshop on Deep Inelastic Scattering and QCD (DIS99), Zeuthen, April 19-23.
- [25] R .Omnes, Nuovo Cim . 8 (1958) 316.
- [26] K M .Watson, Phys. Rev. 95 (1955) 228.
- [27] J F .Donoghue, J .Gasser, and H .Leutwyler, Nucl. Phys. B 343 (1990) 341.
- [28] J .Donoghue, B .Holstein, Phys. Rev. D 48 (1993) 137.