

Study of  $N^*(1440)$  from  $J = \frac{1}{2}^-$  decays

B.S. Zou<sup>a, d</sup>, G.X. Peng<sup>a, b</sup>, R.G. Ping<sup>b</sup>, H.C. Chiang<sup>a, d</sup>, W.X. Ma<sup>a, b</sup> and  
P.N. Shen<sup>a, d</sup>

a) CCAST (World Lab.), P.O. Box 8730, Beijing 100080;

b) Institute of High Energy Physics, Chinese Academy of Science,  
P.O. Box 918 (4), Beijing 100039<sup>1</sup>;

c) Institute of Theoretical Physics, Chinese Academy of Sciences

d) Nuclear Theory Center, Chinese National Lab of Heavy Ion Accelerator, Lanzhou

## Abstract

For  $J = \frac{1}{2}^-$   $pp^0$  and  $pp^+$ , the  $^0p$  and  $p^+$  systems are limited to be pure isospin  $1/2$  due to isospin conservation. This is a big advantage in studying  $N$  resonances from  $J = \frac{1}{2}^-$  decays, compared with  $N$  and  $N$  experiments. The process  $J = \frac{1}{2}^-$   $pN$  or  $pN$  provides a new way to probe the internal structure of the  $N$  resonances. Here we report a quark model calculation for  $J = \frac{1}{2}^-$   $pp$ ,  $pN$  ( $1440$ ) and  $NN$ . The implication for the internal structure of  $N^*(1440)$  is discussed.

## 1 Introduction

An important source of information about the nucleon internal structure is the properties of nucleon excitation states  $N^*$ 's, such as their mass spectrum, various production and decay rates[1]. Our present knowledge of this aspect came almost entirely from partial-wave analyses of  $N$  total, elastic, and charge-exchange scattering data of more than twenty years ago[2]. Since the late 1970's, very little has happened in experimental  $N$  baryon spectroscopy. Considering its importance for the understanding of the baryon structure and for distinguishing various pictures [3] of the nonperturbative regime of QCD, a new generation of experiments on  $N$  physics with electromagnetic probes has recently been started at new facilities such as CEBAF at JLAB, ELSA at Bonn, GRAAL at Grenoble.

A long-standing problem in  $N$  physics is about the nature of the Roper resonance  $N^*(1440)$ . In simple three-quark picture of baryons, it should be the first radial excitation state of the nucleon. But various quark models[3] met difficulties to explain its mass and electromagnetic couplings. It has therefore been suggested[4] to be a gluonic excitation state of the nucleon, i.e., a "hybrid baryon". To establish the gluonic degree of freedom in hadrons is a fascinating challenge in nowadays non-perturbative QCD physics.

---

<sup>1</sup>Mailing address

Although the existence of the  $N(1440)$  is well-established, its properties, such as mass, width and decay branching ratios etc., still suffer large experimental uncertainties [2]. A big problem in extracting information on the  $N(1440)$  from  $\pi N$  and  $\bar{\pi} N$  experiments is the isospin decomposition of  $1/2$  and  $3/2$  [5]. As pointed out by one of us [6], the decays of  $J = 1/2^+ \rightarrow \pi p$  and  $J = 1/2^+ \rightarrow \pi p$  provide an ideal place for studying the properties of  $N$  resonances, since in these processes the  $\pi p$  and  $\pi p$  systems are limited to be pure isospin  $1/2$  due to isospin conservation. Preliminary results from the BES Collaboration on  $J = 1/2^+ \rightarrow \pi p$  show a clear peak structure around 1480 MeV in its  $\pi p$  invariant mass spectrum [7].

The process  $J = 1/2^+ \rightarrow \pi N$  or  $\pi N$  also provides a new way to probe the internal quark-gluon structure of the  $N$  resonances. In the simple three-quark picture of baryons, the process can be described by Fig.1 [8]. In this picture, three quark-antiquark pairs are created independently via a symmetric three-gluon intermediate state with no extra interaction other than the recombination process in the final state to form baryons. This is quite different from the mechanism underlying the  $N$  production from the  $\pi p$  process where the photon couples to only one quark and unsymmetric configuration of quarks is favored. Therefore the processes  $J = 1/2^+ \rightarrow \pi N$  and  $\pi N$  should probe different aspects of the quark distributions inside baryons. Since the  $J = 1/2^+$  decay is a glue-rich process, a hybrid  $N$  is expected to have larger production rate than a pure three-quark  $N$  [9].

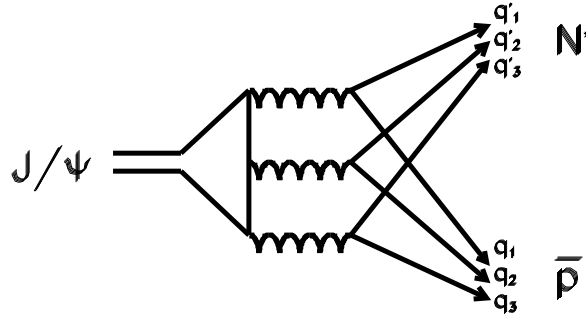


Figure 1: Lowest-order diagram for  $J = 1/2^+ \rightarrow \pi N$  with  $N$  to be  $p$  or  $N$

If  $N(1440)$  is a pure three-quark baryon,  $J = 1/2^+ \rightarrow \pi N(1440)$  should have the same Feynman diagram Fig.1 as for  $J = 1/2^+ \rightarrow \pi p$ . The only difference for the two processes is their quark wave functions and masses. Here we perform a calculation of the ratio between production rates of two processes by assuming simple three-quark wave functions for them. By comparing with experimental data, we can see whether the  $N(1440)$  is produced more than the quark model prediction.

## 2 Formalism

For the basic amplitude corresponding to Fig.1, we have

$$\begin{aligned}
& h_{q_i; s_i; q_i^0; s_i^0; i=1,2,3} \hat{J} J = \lambda_i \\
& = C_0^{-4} \left( \prod_{i=1}^3 q_i^3 q_i^0 \right) \frac{1}{\left[ \ln \left( \frac{q_1 + q_1^0}{M_S^{(3)}} \right)^2 \ln \left( \frac{q_2 + q_2^0}{M_S^{(3)}} \right)^2 \ln \left( \frac{q_3 + q_3^0}{M_S^{(3)}} \right)^2 \right]} \\
& \quad \times \frac{g_q g_q + g_q g_q + g_q g_q}{(q_1 + q_1^0)^2 (q_2 + q_2^0)^2 (q_3 + q_3^0)^2} \\
& \quad u(q_1; s_1) v(q_1; s_1) u(q_2; s_2) v(q_2; s_2) u(q_3; s_3) v(q_3; s_3) \quad (1)
\end{aligned}$$

where  $\lambda_i$  is the polarization four-vector of  $J = \lambda$  with the helicity value  $\lambda$ ,  $P$  is the four-vector momentum of  $J = \lambda$ ,  $q_i^0; s_i^0 (q_i; s_i)$  are the four-vector momenta and spin  $z$ -projection of quarks (anti-quarks), respectively. We have put all color matrix elements, QCD strong coupling constants,  $J = \lambda$  decay constants, etc., into a single overall constant  $C_0$ . The usual scale dependence of the effective QCD coupling is used with the dimensional parameter taken as  $\frac{(3)}{M_S} = 130 \text{ MeV}$  [10].

The relation between the  $J = \lambda$   $\pi N^0$  amplitude and the basic quark diagram amplitude Eq.(1) is

$$\begin{aligned}
M_{s_z; s_z^0}^{(\lambda)} &= h_p(q; s_z) N^0(q^0; s_z^0) \hat{J} J = \lambda_i \\
&= \sum_{s_i; s_i^0} \prod_{i=1}^3 \frac{d q_i}{(2)^3 2 q_i^0} \frac{d q_i^0}{(2)^3 2 q_i^0} h_p(q; s_z) N^0(q^0; s_z^0) \hat{J} J = \lambda_i; q_i; s_i; q_i^0; s_i^0; i=1,2,3 \\
&= h_{q_i; s_i; q_i^0; s_i^0; i=1,2,3} \hat{J} J = \lambda_i \quad (2)
\end{aligned}$$

Here  $h_p(q; s_z) N^0(q^0; s_z^0) \hat{J} J = \lambda_i; q_i; s_i; q_i^0; s_i^0; i=1,2,3$  is the product of quark model wave functions of  $p$  and  $N^0$  in momentum space, with constraints  $\delta^4(q - q_1 - q_2 - q_3) \delta^4(q^0 - q_1^0 - q_2^0 - q_3^0)$ . The only difference between quark wave functions of the proton and  $N(1440)$  is their spatial parts, which we assume to be simple harmonic-oscillator eigenfunctions in their center-of-mass (CM) system  $s$ , i.e.,

$$p(\vec{k}; \vec{k}) = \left( \frac{1}{\pi} \right)^{3/2} e^{-\frac{1}{2}(\vec{k}^2 + \vec{k}^2)} \quad \text{for proton;} \quad (3)$$

$$N(\vec{k}; \vec{k}) = \frac{1}{3} \left( \frac{1}{\pi} \right)^{3/2} \left[ 1 - \frac{1}{3}(\vec{k}^2 + \vec{k}^2) \right] e^{-\frac{1}{2}(\vec{k}^2 + \vec{k}^2)} \quad \text{for } N(1440) \quad (4)$$

where  $\pi = m \pi$  is the harmonic-oscillator parameter,

$$\vec{k} = \frac{1}{\pi} (\vec{k}_1 + \vec{k}_2 - 2\vec{k}_3); \quad (5)$$

$$\vec{k} = \frac{1}{\pi} (\vec{k}_1 - \vec{k}_2); \quad (6)$$

with  $\vec{k}_1, \vec{k}_2$ , and  $\vec{k}_3$  the three quark momenta in the CM system of their corresponding baryon, which are related to  $q_i$  or  $q_i^0$  by a Lorentz transformation.

In the  $J=$  at rest system, the two baryon clusters are moving in opposite directions with highly relativistic speeds, each becoming very at. Their spatial quark wave functions in this system are related to their CM wave functions as follows[11]:

$$(\mathbf{q}_1; \mathbf{q}_2) = \frac{\mathcal{Q}(\mathbf{k}_1; \mathbf{k}_2)^{1=2}}{\mathcal{Q}(\mathbf{q}_1; \mathbf{q}_2)} (\mathbf{k}_1; \mathbf{k}_2) \quad (7)$$

where

$$\mathbf{q}_1 = \frac{1}{2}(\mathbf{q}_1 + \mathbf{q}_2 - 2\mathbf{q}_3); \quad (8)$$

$$\mathbf{q}_2 = \frac{1}{2}(\mathbf{q}_1 - \mathbf{q}_2): \quad (9)$$

The spin and flavor wavefunctions of the proton and  $N(1440)$  are the same, i.e.,

$$\frac{1}{\sqrt{6}} = \frac{2}{\sqrt{6}} = \frac{1}{2} \left( \begin{matrix} \uparrow\uparrow\downarrow \\ \uparrow\downarrow\uparrow \end{matrix} + \begin{matrix} \uparrow\downarrow\downarrow \\ \downarrow\uparrow\uparrow \end{matrix} \right) \quad (10)$$

where  $\begin{matrix} \uparrow\uparrow\downarrow \\ \uparrow\downarrow\uparrow \end{matrix}$  and  $\begin{matrix} \uparrow\downarrow\downarrow \\ \downarrow\uparrow\uparrow \end{matrix}$  are the mixed-symmetry pair spin- $\frac{1}{2}$  wavefunctions. For example, we have

$$\frac{1}{2}, \frac{1}{2} = \frac{1}{\sqrt{6}} f \begin{matrix} \uparrow\uparrow\downarrow \\ \uparrow\downarrow\uparrow \end{matrix} + j \begin{matrix} \uparrow\downarrow\uparrow \\ \uparrow\downarrow\downarrow \end{matrix} - 2j \begin{matrix} \uparrow\downarrow\downarrow \\ \downarrow\uparrow\uparrow \end{matrix} g; \quad (11)$$

$$\frac{1}{2}, \frac{1}{2} = \frac{1}{\sqrt{2}} f \begin{matrix} \uparrow\uparrow\downarrow \\ \uparrow\downarrow\uparrow \end{matrix} - j \begin{matrix} \uparrow\downarrow\uparrow \\ \uparrow\downarrow\downarrow \end{matrix} g \quad (12)$$

for the case of the total spin  $\frac{1}{2}$  and its projection  $\frac{1}{2}$ . The flavor wavefunctions  $\begin{matrix} \uparrow\uparrow\downarrow \\ \uparrow\downarrow\uparrow \end{matrix}$  and  $\begin{matrix} \uparrow\downarrow\downarrow \\ \downarrow\uparrow\uparrow \end{matrix}$  are exactly analogous to that of the spin wavefunctions but in isospin space of u-d quarks.

We perform the calculation in the  $J=$  rest system. For  $J=$  produced in  $e^+e^-$  annihilation, its helicity is limited to be  $= 1$ . The components in Eq.(1) can be expressed more explicitly as

$$\begin{pmatrix} \uparrow \\ \downarrow \end{pmatrix} = \begin{pmatrix} 0; \frac{1}{\sqrt{2}}; \frac{1}{\sqrt{2}}; 0 \end{pmatrix}; \quad (13)$$

$$u(\mathbf{q}_1; s_1) \sim v(\mathbf{q}_1; s_1) = 0; \quad (14)$$

$$u(\mathbf{q}_1; s_1) \sim v(\mathbf{q}_1; s_1) = \frac{E_q + m_q}{2m_q} h s_1 \left( 1 + \frac{\mathbf{q}_1 \cdot \mathbf{q}_1}{(E_q + m_q)^2} \right) \sim \frac{2(E_q + m_q)}{(E_q + m_q)^2} s_1 i \quad (15)$$

where  $E_q$  and  $m_q$  are the energy and mass of the quark.

In Eq.(2), the integration over  $\int_{i=1}^3 d\mathbf{q}_i d\mathbf{q}_i^0$  with two  $^4$  functions can be reduced to a ten-dimension integration which we carry out numerically with the adaptive multidimensional Monte-Carlo integration program RIWIAD of CERN Program Library. From these amplitudes  $M_{s_z; s_z^0}^{(\lambda)}$ , we can get the decay cross section for  $J=^{(\lambda)} \rightarrow pN^0$  as

$$d(J=^{(\lambda)} \rightarrow pN^0) = \frac{1}{32\pi^2} f^2 \left[ M_{\frac{1}{2}, \frac{1}{2}}^{(\lambda)} \right]^2 + \left[ M_{\frac{1}{2}, -\frac{1}{2}}^{(\lambda)} \right]^2 + \left[ M_{-\frac{1}{2}, \frac{1}{2}}^{(\lambda)} \right]^2 + \left[ M_{-\frac{1}{2}, -\frac{1}{2}}^{(\lambda)} \right]^2 \frac{f^2}{M^2} d \quad (16)$$

with  $\Omega$  as the solid angle of  $\mathbf{q}$ .

The calculation of  $J = \frac{1}{2} \rightarrow N \bar{N}$  is similar, just replacing quark radial wavefunction of the anti-proton by that of the  $N(1440)$ . With formulas above, the calculation of the decay cross sections is straightforward though tedious.

### 3 Numerical results and discussion

In our quark model calculation, there are three parameters, i.e., the constituent quark mass  $m_q$ , the harmonic-oscillator parameter  $\alpha$  and an overall normalization factor  $C_0$ . The relation between  $\alpha$  and the nucleon radius  $r_0$  is  $\alpha = 1/r_0^2$ . In most quark model calculations [3, 11, 12, 13, 14], the quark mass  $m_q$  has been chosen in the range of 220–340 MeV, and  $\alpha$  in the range of 0.06–0.22 GeV<sup>2</sup> which corresponds to the nucleon radius in the range of 0.42–0.8 fm. In the following, we limit our parameters in these ranges.

The  $J = \frac{1}{2}$  decay cross sections for  $pp$ ,  $pN$  and  $N \bar{N}^+$  can be expressed as

$$\frac{d(J = \frac{1}{2} \rightarrow pp)}{d\Omega} = N_{pp}(1 + \cos^2 \theta); \quad (17)$$

$$\frac{d(J = \frac{1}{2} \rightarrow pN)}{d\Omega} = R N_{pp}(1 + \cos^2 \theta); \quad (18)$$

$$\frac{d(J = \frac{1}{2} \rightarrow N \bar{N}^+)}{d\Omega} = R N_{pp}(1 + \cos^2 \theta); \quad (19)$$

Here  $N_{pp}$  is a constant directly related to the experimental branching ratio of  $J = \frac{1}{2} \rightarrow pp$  and can be used to fix the overall normalization constant  $C_0$ . The experimental value for  $\alpha_p$  is (0.62–0.11) [15] and can be used to put further limit on the range of parameters  $m_q$  and  $\alpha$ . The dashed curve in Fig.2 shows the range allowed by one standard deviation of the experimental  $\alpha_p$  value with its central value reproduced by the points on the solid curve.

There are no direct experimental data on  $pN$  and  $N \bar{N}^+$  channels yet. However, from MARK II's study of  $J = \frac{1}{2} \rightarrow pp^+$  channel [16], we have information on some relevant branching ratios:

$$BR(J = \frac{1}{2} \rightarrow N^0 \bar{N}^0 \rightarrow pp^+) = BR(J = \frac{1}{2} \rightarrow \bar{N}^0 \bar{N}^0 \rightarrow pp^+); \quad (20)$$

$$BR(J = \frac{1}{2} \rightarrow \bar{N}^+ \bar{N}^+ \rightarrow pp^+) = (1.1 \pm 0.3) \times 10^{-3}; \quad (21)$$

Using the following further information from PDG [2] and some isospin symmetry relations:

$$BR(N^0 \rightarrow N) = (60 \pm 70)\%; \quad (22)$$

$$BR(J = \frac{1}{2} \rightarrow pp) = (2.1 \pm 0.1) \times 10^{-3}; \quad (23)$$

$$BR(J = \frac{1}{2} \rightarrow N^+ \bar{N}^-) = BR(J = \frac{1}{2} \rightarrow N^0 \bar{N}^0); \quad (24)$$

$$BR(N^0 \rightarrow p) = \frac{2}{3} BR(N^0 \rightarrow N); \quad (25)$$

$$BR(\bar{N}^0 \rightarrow p) = \frac{1}{3} BR(\bar{N}^+ \rightarrow p); \quad (26)$$

we get a constraint  $R < 0.4$ . A rough estimation from the  $p$  invariant mass spectrum of Ref.[16] seems to give  $R$  around 0.1. In Fig 2, the dot and dot-dashed curves give  $R = 0.1$  and  $0.4$ , respectively. The shaded area are the allowed region for  $(\alpha; m_q)$  by the constraints  $\alpha_p = (0.62 \pm 0.11)$  and  $R < 0.4$ . We see that the constraints from experimental information on  $\alpha_p$  and  $R$  result in  $(\alpha; m_q)$  values very close to what were used by Capstick et al.[3, 11], i.e.,  $\alpha = 0.16 \text{ GeV}^2$  and  $m_q = 220 \text{ MeV}$ .

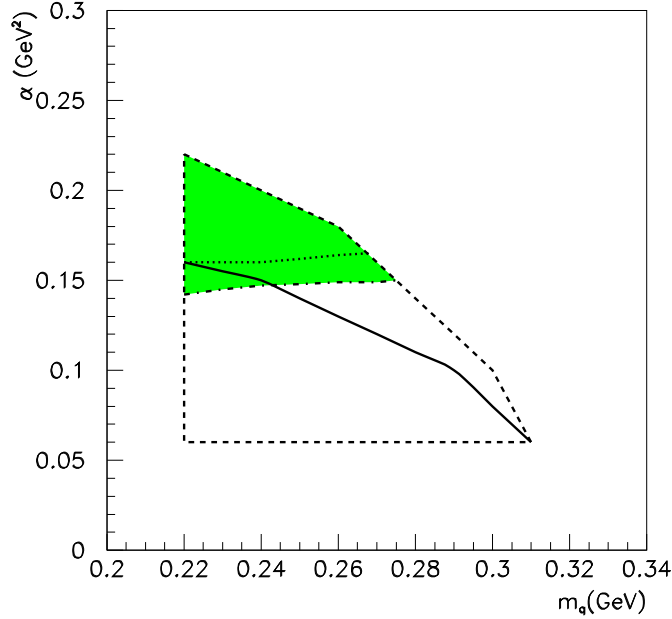


Figure 2: The constraints on parameters  $(\alpha; m_q)$ . The area surrounded by the dashed curve gives  $\alpha_p = (0.62 \pm 0.11)$  with its central value reproduced by the solid curve. The shaded area satisfies the further constraint  $R < 0.4$ . The dot and dot-dashed curves give  $R = 0.1$  and  $0.4$ , respectively.

With above constraints, our quark model calculation predicts  $\alpha = 0.33 \pm 0.03$ ,  $\alpha_p = 0.06 \pm 0.03$  and  $R = 0.3 \pm 0.3$ . In Fig 3 we show the prediction for  $R$  from corresponding curves within the shaded area in Fig 2. Mixings between the ground state and the radially excited states[13] will not change our result much due to the relative negative sign of mixings for the proton and  $N(1440)$ .

From both BES [7] and MARK II[16] experiments, there is a clear peak around 1.5 GeV in the  $N$  invariant mass in  $J = \frac{1}{2}^+ pN$  processes. No partial wave analysis has been performed yet. There are three resonances which may contribute to this peak:  $N(1440; P_{11})$ ,  $N(1520; D_{13})$  and  $N(1535; S_{11})$  [2]. The production rate of  $pN(1440)$

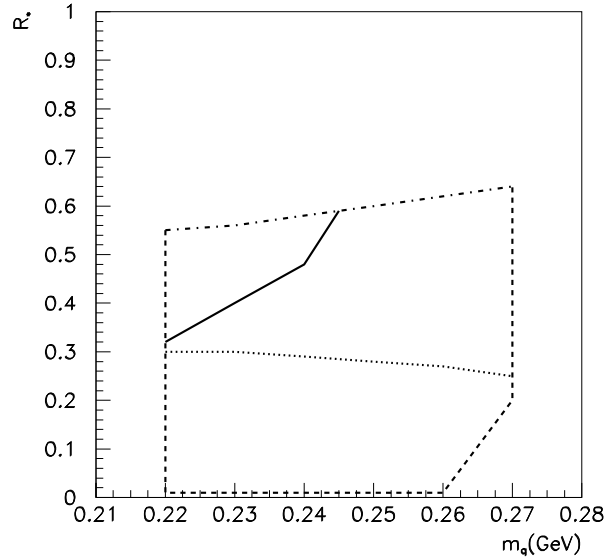


Figure 3: Prediction for  $R$  from corresponding curves within the shaded area in Fig.2

1535) is about half of  $pp$ . So we expect the production rate of  $pN$  (1440) lies in the range of our present quark model prediction. However the range of our prediction is still too large due to uncertainty of experimental information [16] on  $p$  and  $R$ . Very recently BES has collected more than one order of magnitude of  $J=1$  events than MARK II experiment [16]. More data are going to be taken in next few months. Improvement on measurements of  $p$  and  $R$  will help us to narrow down the range of our prediction for  $R$  significantly. Partial wave analyses of  $J=1$   $NN$  and  $pp^+$  are absolutely necessary.

More precise experimental data on  $J=1$   $pp$ ,  $J=1$   $pN$  and  $J=1$   $NN$  will at least help us to narrow down the quark model ( $m_q$ ) parameters. If the  $J=1$   $pN$  production rate is significantly larger than that of  $pp$ , it may indicate that the  $N$  is a hybrid [9]; if  $J=1$   $pN$  production rate is significantly smaller than  $pp$ , then it may indicate that the  $N$  contains a large component of  $N$  in its internal structure [14]. For a more quantitative statement, concrete theoretical calculations for hybrid and molecule baryon production are needed.

Acknowledgement: We thank D.V. Bugg, Y.B. Dong, L. Kisslinger, H.B. Li, Y.W. Yu and Z.Y. Zhang for useful discussions and comments.

## References

- [1] V Burkert, Proceedings, Perspectives in the structure of hadronic systems, ed by M N Harakeh et al., Plenum Press New York 1994.
- [2] Particle Data Group, Euro.Phys. J. C 15 (2000) 1.
- [3] N Isgur and G Karl, Phys. Rev. D 18 (1978) 4187; *ibid.* 19 (1979) 2653;  
S Capstick and N Isgur, Phys. Rev. D 34 (1986) 2809;  
L Gbozian et al., Phys. Rev. D 58 (1998) 094030;  
R Bijker, F Jachello and A Leviatan, Ann. Phys. (N.Y.) 236 (1994) 69;  
K F Liu and C W Wong, Phys. Rev. D 28 (1983) 170.
- [4] T Barnes and F E Close, Phys. Lett. B 123 (1983) 89;  
E Golowich, E Haqq and G Karl, Phys. Rev. D 28 (1983) 160;  
L Kisslinger and Z P Li, Phys. Rev. D 51 (1995) R5986.
- [5] R Workman, Few Body Syst. Suppl. 11 (1999) 94.
- [6] B S Zou, Strong QCD Physics from  $J = 0$  Decays, invited talk at the CCAST Workshop on Future BES Physics, Beijing, August, 1998, CCAST-WL Workshop Series: Volume 117 (2000) 69.
- [7] BES Collaboration, H B Li et al., Nucl. Phys. A 675 (2000) 189c; B S Zou et al., hep-ph/0004220.
- [8] C Carimalo, Int. J. Mod. Phys. A 2 (1987) 249.
- [9] S Capstick and P Page, Phys. Rev. D 60 (1999) 111501.
- [10] W Bernreuther and W Wetzel, Nucl. Phys. B 197 (1982) 228.
- [11] S Capstick and B D Keister, Phys. Rev. D 51 (1995) 3598.
- [12] F Foster and G Hughs, Z. Phys. C 14 (1982) 123;  
C Hayne and N Isgur, Phys. Rev. D 25 (1982) 1944;  
Z Y Zhang et al., Nucl. Phys. A 625 (1997) 59.
- [13] S Capstick, Phys. Rev. D 46 (1992) 1965.
- [14] Y B Dong, et. al., Phys. Rev. C 60 (1999) 035203.
- [15] DM2 Collaboration, Nucl. Phys. B 292 (1987) 653.
- [16] M W Eaton, et al., Phys. Rev. D 29 (1984) 804.