

Nonperturbative Effects in Gluon Radiation and Photoproduction of Quark Pairs

Boris Kopeliovich^{1,2}, Andreas Schafer³ and Alexander Tarasov^{1,2,3}

¹Max-Planck Institut für Kernphysik, Postfach 103980, 69029 Heidelberg, Germany

²Joint Institute for Nuclear Research, Dubna, 141980 Moscow Region, Russia

³Institut für Theoretische Physik, Universität Regensburg, 93040 Regensburg, Germany

Abstract

We introduce a nonperturbative interaction for light-cone fluctuations containing quarks and gluons. The $q\bar{q}$ interaction squeezes the transverse size of these fluctuations in the photon and one does not need to simulate this effect via effective quark masses. The strength of this interaction is fixed by data. Data on diffractive dissociation of hadrons and photons show that the nonperturbative interaction of gluons is much stronger. We fix the parameters for the nonperturbative quark-gluon interaction by data for diffractive dissociation to large masses (triple-Pomeron coupling). This allows us to predict nuclear shadowing for gluons which turns out to be not as strong as perturbative QCD predicts. We expect a delayed onset of shadowing at $x \sim 10^{-2}$ due to the fact that photon fluctuations (containing a gluon) are heavier than in the case of quark shadowing. We use the same concept to improve our description of gluon bremsstrahlung which is related to the distribution function for a quark-gluon fluctuation and the interaction cross section of a $q\bar{q}G$ fluctuation with a nucleus. We expect the nonperturbative interaction to suppress dramatically the gluon radiation at small transverse momenta. Also the Landau-Pomeranchuk suppression for gluon radiation of a quark propagating through a nucleus turns out to be smaller than predicted by perturbative QCD.

1 Introduction

The light-cone representation introduced in [1] is nowadays a popular and powerful tool to study the dynamics of photo-induced (real and virtual) reactions. The central concept of this approach is the non-normalized distribution amplitude of qq fluctuations of the photon in the mixed $(\tilde{r}; s)$ representation, where \tilde{r} is the transverse qq separation and s is the fraction of the light-cone momentum of the photon carried by the quark (antiquark). For transversely and longitudinally polarized photons it reads [1, 2],

$$\phi_{qq}^{T,L}(\tilde{r}; s) = \frac{p_{em}}{2} \phi^{T,L} K_0(\sqrt{\tilde{r}^2 + m_q^2}) \quad (1)$$

Here χ and $\bar{\chi}$ are the spinors of the quark and antiquark respectively. $K_0(\sqrt{\tilde{r}^2 + m_q^2})$ is the modified Bessel function, where

$$\tilde{r}^2 = (1-s)^2 Q^2 + m_q^2 \quad (2)$$

This is a generalization of [1, 2] to the case of virtual photons [3].

The operators $\phi^{T,L}$ have the form,

$$\phi^T = m_q \tilde{r} \cdot \mathbf{e} + i(1-2s)(\tilde{r} \cdot \mathbf{n}) \tilde{r}(\mathbf{e}) + (\tilde{r} \cdot \mathbf{e}) \tilde{r} \cdot \mathbf{n}; \quad (3)$$

$$\phi^L = 2Q(1-s)\tilde{r} \cdot \mathbf{n}; \quad (4)$$

where the dimension-two operator $\tilde{r} \cdot \mathbf{n}$ acts on the transverse coordinate \tilde{r} ; $\mathbf{n} = \mathbf{p}/p$ is a unit vector parallel to the photon momentum; \mathbf{e} is the polarization vector of the photon.

The advantage of the light-cone approach is the factorized form of the interaction cross section which is given by the sum of the cross sections for different fluctuations weighted by the probabilities of these Fock states [4, 3, 5]. The flavor independent color-dipole cross section σ_{qq} first introduced in [4] as dependent only on transverse qq separation \tilde{r} . It vanishes quadratically at $\tilde{r} \rightarrow 0$ due to color screening,

$$\sigma_{qq}(\tilde{r}; s) \propto \tilde{r}^2 C(\tilde{r}; s) \quad (5)$$

where $C(\vec{r};s)$ is a smooth function of separation and energy. In fact, $C(\vec{r};s)$ also depends on relative sharing by the q and \bar{q} of the total light cone momentum. We drop this dependence in what follows unless it is important (e.g. for diffractive gluon radiation). It was first evaluated assuming no energy dependence in pQCD [4, 6] and phenomenologically [7] at medium large energies and \vec{r} 's and turned out to be $C(\vec{r};s) \approx 3$. There are several models for the function $C(\vec{r};s)$ (e.g. in [8, 9, 10]), unfortunately neither seems to be reliable. In this paper we concentrate on the principal problems how to include nonperturbative effects, and do not try to optimize the form of the cross section. For practical applications it can be corrected as soon as a more reliable model for $C(\vec{r};s)$ is available. We modify one of the models mentioned above [9] which keeps the calculations simple to make it more realistic and use it throughout this paper.

The distribution amplitudes (1) control the mean transverse $q\bar{q}$ separation in a virtual photon,

$$\langle r^2 \rangle = \frac{1}{(1-\alpha)Q^2 + m_q^2} \quad (6)$$

Thus, even a highly virtual photon can create a large size $q\bar{q}$ fluctuation with large probability provided that α (or $1-\alpha$) is very small, $Q^2 \approx m_q^2$. This observation is central to the aligned jet model [2]. At small Q^2 soft hadronic fluctuations become dominant at any \vec{r} . In this case the perturbative distribution functions (1) which are based on several assumptions including asymptotic freedom, are irrelevant. One should expect that nonperturbative interactions modify (squeeze) the distribution of transverse separations of the $q\bar{q}$ pair. In Section 2.1 we introduce a nonperturbative interaction between the quark and antiquark into the Schrodinger type equation for the Green function of the $q\bar{q}$ pair [11, 12, 13]. The shape of the real part of this potential is adjusted to reproduce the light-cone wave function of the ρ -meson. We derive new light-cone distribution functions for the interacting $q\bar{q}$ fluctuations of a photon, which coincide with the known perturbative ones in the limit of vanishing interaction. The strength of the nonperturbative interaction can be fixed by comparison with data sensitive to the transverse size of the fluctuations. The observables

we have chosen in Section 2.2 are the total photoabsorption cross sections on protons and nuclei and the cross section for diffractive dissociation of a photon into a $q\bar{q}$ pair.

For gluon bremsstrahlung we expect the transverse separation in a quark-gluon fluctuation to be of the order of the typical color correlation length $0.2 - 0.3$ fm obtained by several QCD analyses (see in [14]). This corresponds to the radius of a constituent quark in many effective models. To the extent that the typical $q - G$ separation is smaller than the $q\bar{q}$ one we expect gluon radiation to be suppressed. This results in particular in a suppression of diffractive gluon radiation, i.e. of the triple-Pomeron coupling, which is seen indeed in the data.

In Section 3.1 we assume a similar shape for the quark-gluon potential as for the $q\bar{q}$ one, but with different parameters. A new light-cone distribution function for a quark-gluon fluctuation of a quark is derived, which correctly reproduces the known limit of perturbative QCD.

Comparison with data on diffractive excitations with large masses tests the strength of the nonperturbative interaction of gluons. An intuitive physical picture of diffraction, as well as a simple calculation of the cross sections of different diffractive reactions is presented in Appendix A. A more formal treatment of the same diffractive reactions via calculation of Feynman diagrams is described in Appendix B.

A crude estimate of the interaction parameters is given in Section 3.1.1 within the additive quark model (AQM). For this purpose the cross section of diffractive gluon radiation by a quark, $qN \rightarrow qGN$, is calculated in Appendices A.2 and B.1, based on general properties of diffraction (Appendix A.1) and the direct calculation of Feynman diagrams.

Quite a substantial deviation from the results for the AQM is found in Section 3.1.2 and Appendix C where the diffractive excitation of a nucleon via gluon radiation, $NN \rightarrow XN$ is calculated. The high precision of the data for this reaction allows to fix the strength of the nonperturbative interaction of gluons rather precisely.

The cross sections of diffractive gluon radiation by mesons and photons are calculated

in Sections A.3 and B.2. In Section 3.1.3 we compare the values of the triple-Pomeron couplings (calculated in Appendix C) for diffractive dissociation of a photon and different hadrons and find a violation of Regge factorization by about a factor of two.

Our results for the cross section of diffractive dissociation $N \rightarrow qqG N$ in the limit of vanishing nonperturbative interaction can be compared with previous perturbative calculations [15, 16]. In this limit we are in agreement with [16], but disagree with [15].¹ The source of error in [15] is the application of Eq. (A.6) to an exclusive channel and a renormalization recipe based on a probabilistic treatment of diffraction.

Diffractive radiation of photons is considered in Sections A.4 and B.3. It is shown that no radiation occurs without transverse momentum transfer to the quark (in contrast to gluon radiation). Therefore, the cross section for diffractive production of Drell-Yan pairs is suppressed compared to the expectation of [17] which is also based on an improper application of Eq. (A.6) to an exclusive channel.

Section 3.2 is devoted to nuclear shadowing for the gluon distribution function at small x . Calculations for many hard reactions on nuclei (DIS, high p_T jets, heavy flavor production, etc.) desperately need the gluon distribution function for nuclei which is expected to be shadowed at small x . Many approaches [18]–[22] to predict nuclear shadowing for gluons can be found in the literature (see recent review [23]). Our approach is based on Gribov's theory of inelastic shadowing [24] and is close to that in [21, 22] which utilises the results [25, 26] for the gluonic component of the diffractive structure function assuming factorization and using available data. Instead, we fix the parameters of the nonperturbative interaction using data on diffraction of protons and real photons. Besides, we made substantial progress in understanding the evolution of diffractively produced intermediate states in nuclear matter.

Nuclear suppression of the gluon density which looks like a result of gluon fusion $G G \rightarrow G$ in the infinite momentum frame of the nucleus, should be interpreted as usual nuclear

¹In spite of the claim in [16] that their result coincides with that of [15], they are quite different. We are thankful to Mark Wustho for discussion of this controversy.

shadowing for the total interaction cross section of fluctuations containing a gluon if seen in the rest frame of the nucleus. We perform calculations for longitudinally polarized photons which are known to be a good probe for the gluon distribution function. Although the physics of nuclear shadowing and diffraction are closely related, even a good knowledge of single diffractive cross section and mass distributions is not sufficient to predict nuclear shadowing completely, but only the lowest order shadowing correction. A technique for inclusion of the multiple scattering corrections was developed in [11, 12] which includes evolution of the intermediate states propagating through the nucleus. These corrections are especially important for gluon shadowing which does not saturate even at very small x in contrast to shadowing of quarks. In Section 3.2 we find a rather steep x -dependence of gluon shadowing, which starts at quite small $x < 0.01$ compared to the shadowing of quarks. Such a delayed onset of gluon shadowing is a result of enlarged mass of the fluctuations containing gluons.

The nonperturbative interaction of the radiated gluons especially affects their transverse momentum distribution. One can expect a substantial suppression of radiation with small k_T related to large transverse separations in quark-gluon fluctuations of the projectile quark. Indeed, in Section 3.3 we have found suppression by almost two orders of magnitude for radiation at $k_T = 0$ compared to the perturbative QCD predictions. The difference remains quite large up to a few GeV of momentum transfer. Especially strong nonperturbative effects we expect for the k_T -distribution of gluon bremsstrahlung by a quark propagating through a nucleus. Instead of a sharp peak at $k_T = 0$ predicted by pQCD [27] now we expect a minimum.

2 Virtual photoproduction of quark pairs

2.1 Green function of an interacting quark-antiquark pair

Propagation within a medium of an interacting qq pair which has been produced with initial separation $= 0$ from a virtual photon at a point with longitudinal coordinate z_1 and developed a separation \sim at the point z_2 (see Fig. 1) can be described by a light-cone Green function $G_{qq}(z_1; \sim_1 = 0; z_2; \sim_2 = \sim)$. The evolution equation for this Green function

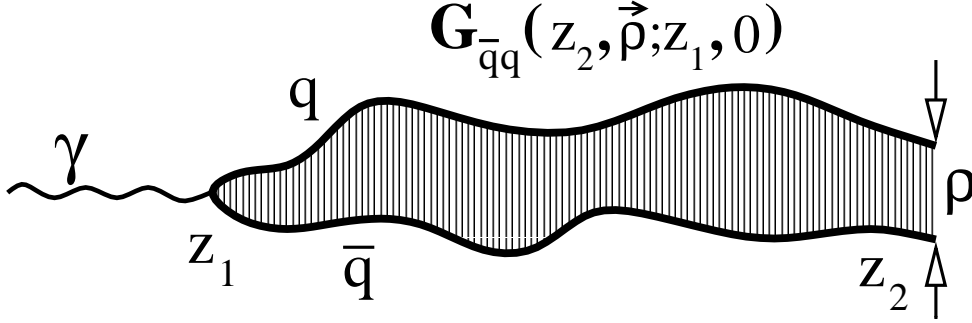


Figure 1: Illustration for the Green function $G_{qq}(z_1; \sim_1 = 0; z_2; \sim_2 = \sim)$ for an interacting qq fluctuation of a photon, as defined by Eq. (7).

was studied in [11][13]²,

$$i \frac{d}{dz_2} G_{qq}(z_1; \sim_1; z_2; \sim_2) = \left[\frac{p^2}{2p(1-\sim)} + V_{qq}(z_2; \sim) \right] G_{qq}(z_1; \sim_1; z_2; \sim_2) : \quad (7)$$

The first term on the r.h.s. is analogous to the kinetic term in a Schrodinger equation. It takes care of the phase shift for the propagating qq pair. Indeed, the relevant phase factor is given by $\exp[i \int_{z_1}^{z_2} dz q_L(z)]$, with the relative longitudinal momentum transfer q_L . The latter is defined by

$$q_L(z) = \frac{M^2(z) + Q^2}{2p} = \frac{z^2 + k_T^2}{2p(1-\sim)} \quad (8)$$

Here p is the photon momentum; M is the effective mass of the qq pair (which varies with z) and Q^2 is the photon virtuality. It depends on the transverse momentum k_T of the quark

²our Green function is related to that in [11] by

$$G_{qq}(z_1; \sim_1 = 0; z_2; \sim_2 = \sim) = \exp[-i^2(z_2 - z_1) = 2p(1 - \sim)] W(z_1; \sim_1 = 0; z_2; \sim_2 = \sim)$$

(antiquark) which is replaced by the Laplacian, k_T^2), in the coordinate representation (7).

The imaginary part of the potential $V_{qq}(z_2; \tilde{s})$ is responsible for absorption in the medium which is supposed to be cold nuclear matter.

$$\text{Im } V_{qq}(z_2; \tilde{s}) = -\frac{\sigma_{qq}(\tilde{s})}{2} \rho_A(z_2) \quad (9)$$

Here $\rho_A(z)$ is the nuclear density and we omit the dependence on the nuclear impact parameter. $\sigma_{qq}(\tilde{s})$ is the total interaction cross section of a colorless qq pair with a nucleon [4] introduced in (5). Eq. (7) with the imaginary potential (9) was used in [11] to calculate nuclear shadowing in deep-inelastic scattering. In other applications the quarks were treated as free, what is justified only in the domain of validity of perturbative QCD.

Our objective here is to include explicitly the nonperturbative interaction between the quarks in (7). We are going to rely on a nonrelativistic potential, which, however, should be modified to be a function of the light-cone variables \tilde{s} and \tilde{z} . This general problem is, however, not yet solved. Nevertheless, we try to model the real part of the potential based on its general properties. Particularly, the qq pair is supposed to have bound states which are vector mesons.

It is assumed usually that the wave function of a vector meson in the ground state depends on \tilde{z} and \tilde{s} according to

$$\psi_V(\tilde{z}; \tilde{s}) = f(\tilde{s}) \exp\left[-\frac{1}{2} a^2(\tilde{s}) \tilde{z}^2\right] : \quad (10)$$

In order for this to be a solution of (7) the real part of the potential should be,

$$\text{Re } V_{qq}(z_2; \tilde{s}) = \frac{a^4(\tilde{s}) \tilde{z}^2}{2p(1-\tilde{z})} : \quad (11)$$

Unfortunately, no reliable way to fix the form of $a(\tilde{s})$ is known. A parameterization popular in the literature is $a(\tilde{s}) = 2a_q \sqrt{1-\tilde{z}}$, which results from attempts to construct a relativistic approach to the problem of a qq bound state (see [28] and references therein). In this case, however, the mean qq separation $\tilde{z} / \sqrt{1-\tilde{z}}$ increases unrestrictedly

towards the endpoints $x = 0; 1$. Such a behavior contradicts the concept of confinement and should be corrected. The simplest way to do so is to add a constant term to $a(x)$ (the real form of $a(x)$ may be quite different, but so far data allow only for a simple two parameter fit),

$$a^2(x) = a_0^2 + 4a_1^2 x(1-x) : \quad (12)$$

One can roughly evaluate a_0 by demanding that even at $x = 0; 1$ the transverse qq separation does not exceed the confinement radius,

$$a_0 \approx R_c^{-1} \approx Q_{CD}^{-1} ; \quad (13)$$

i.e. $a_0 \approx 200 \text{ MeV}$. Comparison with data (see below) leads to a somewhat smaller value.

In what follows we study the consequences of the interaction between q and \bar{q} in the form (11) { (12) for the quark wave function of the photon, and we discuss several observables.

Let us denote the Green function of a $q\bar{q}$ pair propagating in vacuum ($\text{Im } V = 0$) as $G_{q\bar{q}}(z_1; \tilde{x}_1; z_2; \tilde{x}_2)$. The solution of (7) has the form [29],

$$G_{q\bar{q}}(z_1; \tilde{x}_1; z_2; \tilde{x}_2) = \frac{a^2(x)}{2 \sqrt{1 - \sin^2(\theta/2)}} \exp \left(\frac{ia^2(x)}{\sin(\theta/2)} \left(\frac{z_1^2}{4} + \frac{z_2^2}{4} \right) \cos(\theta/2) \right) \frac{1}{2 \sqrt{1 - \sin^2(\theta/2)}} ; \quad (14)$$

where $z = z_2 - z_1$ and

$$\theta = \theta(x) = \frac{a^2(x)}{p \sqrt{1 - \sin^2(\theta/2)}} : \quad (15)$$

The normalization factor here is fixed by the condition $G_{q\bar{q}}(z_1; \tilde{x}_1; z_2; \tilde{x}_2)|_{z_2=z_1} = \delta^2(\tilde{x}_1 - \tilde{x}_2)$.

Now we are in the position to calculate the distribution function of a $q\bar{q}$ fluctuation of a photon including the interaction. It is given by the integral of the Green function over the longitudinal coordinate z_1 of the point at which the photon forms the $q\bar{q}$ pair (see Fig. 1),

$$T_{q\bar{q}}^{T,L}(\tilde{x}; p) = \frac{iZ_q}{4 \sqrt{1 - \sin^2(\theta/2)}} \int_{-1}^1 dz_1 \int_{\mathbb{Z}^2} d\tilde{x} \, \phi^{T,L} G_{q\bar{q}}(z_1; \tilde{x}_1; z_2; \tilde{x}_2) |_{z_1=0; \tilde{x}_2=\tilde{x}} \quad (16)$$

The operators $\phi^{T,L}$ are defined in (4) { (6). Here they act on the coordinate \tilde{x}_1 .

If we write the transverse part as

$$\phi^T = A + B \tilde{r}_1; \quad (17)$$

then the distribution functions read,

$$\sigma_{qq}^T(\tilde{r};) = Z_q \frac{p}{em} A_0(\tilde{r};) + B \tilde{r}_1(\tilde{r};); \quad (18)$$

$$\sigma_{qq}^L(\tilde{r};) = 2 Z_q \frac{p}{em} Q(1) \sim n_0(\tilde{r};); \quad (19)$$

where

$$= (\tilde{r}) = \frac{2a^2(\tilde{r})}{2}; \quad (20)$$

The functions $\sigma_{0,1}$ in (18){(19) are defined as

$$\sigma_0(\tilde{r};) = \frac{1}{4} \int_0^{\tilde{r}} dt \frac{1}{\sinh(t)} \exp \left[-\frac{a^2}{4} \cosh(t) \right] t; \quad (21)$$

$$\tilde{\sigma}_1(\tilde{r};) = \frac{1}{8} \int_0^{\tilde{r}} dt \frac{1}{\sinh(t)} \exp \left[-\frac{a^2}{4} \cosh(t) \right] t; \quad (22)$$

Note that the $q-q$ interaction emerges in (18){(19) through the parameter defined in (20). In the limit $a \rightarrow 0$ (i.e. $Q^2 \rightarrow 0$, \tilde{r} is fixed, $\tilde{r} \neq 0$ or 1) we get the well known perturbative expressions (1) for the distribution functions,

$$\sigma_0(\tilde{r};)_{a=0} = \frac{1}{2} K_0(\tilde{r}); \quad (23)$$

$$\tilde{\sigma}_1(\tilde{r};)_{a=0} = \frac{1}{2} \tilde{r} K_1(\tilde{r}) = \frac{1}{2} \tilde{r} K_0(\tilde{r}); \quad (24)$$

In contrast to these relations, in the general case, i.e. for $a \neq 0$

$$\tilde{\sigma}_1(\tilde{r};) \neq \tilde{r} \sigma_0(\tilde{r};); \quad (25)$$

In the strong interaction limit $m_q \rightarrow 0$ (or if both $(Q^2; m_q \rightarrow 0)$) which is appropriate particularly for real photons and massless quarks, the functions $\sigma_{0,1}$ acquire again simple analytical forms,

$$\sigma_0(\tilde{r};)_{m_q=0} = \frac{1}{4} K_0 \left(\frac{1}{2} a^2(\tilde{r}) \right); \quad (26)$$

$$\tilde{\sigma}_1(\tilde{r};)_{m_q=0} = \frac{1}{2} \exp \left(-\frac{1}{2} a^2(\tilde{r}) \right); \quad (27)$$

The interaction connects even massless quarks within a finite range of \tilde{r} .

2.2 Absorption cross section for virtual photons

For highly virtual photons, $Q^2 \gg \alpha^2(\mu)$, according to (20) $\rightarrow 0$ and the effects related to the nonperturbative qq interaction should be gone. Although for very asymmetric configurations, $(1 - \eta) \rightarrow 1$, see (2) the transverse qq separation increases and one may expect the nonperturbative interaction to be at work, it does not happen if the dipole cross section is independent of η at large η .

Thus, our equations show a smooth transition between the formalism of perturbative QCD valid at high Q^2 and our model for low Q^2 where nonperturbative effects are important.

The absorption cross sections for transversely (T) and longitudinally (L) polarized virtual photons, including the nonperturbative effects read,

$$T_{\text{tot}} = 2 N_c \int_F^X \int_0^{Z_q^2} \int_{em}^{Z^1} dZ d^2 q_q (; s) m_q^2 \left(; ; \right) + [^2 + (1 -)^2] \sim_1 (; ;)^2 \quad (28)$$

$$L_{\text{tot}} = 8Q^2 N_c \int_0^1 dx \int_0^{x_F} dy \int_0^1 dz \int_0^1 dw \delta(x+y+z+w-1) \times$$

Here N_c is the number of colors, and the contributions of different flavors F are summed up.

According to (5) the dipole cross section vanishes $\sigma_{qq}(\vec{q}; s)/s^2$ at small q . Such a behavior approximately describes e.g. the observed hierarchy of hadronic cross sections as functions of the mean hadronic radii [7]. We expect, however, that the dipole cross section attains a constant value at larger separations $r > 1$ fm. Therefore, the approximation $\sigma_{qq}(\vec{q})/s^2$ is quite crude for the large separations typical for soft reactions. Even the simple two-gluon approximation [30, 31] provides only a logarithmic growth at large q [4], and consequently implies a cross section which becomes constant at large q . Besides, the energy dependence of the dipole cross section is stronger at small q than at large q [32]. We use hereafter a parameterization similar to one suggested in [9].

$$q_q(s) = q_0(s) \exp \left(-\frac{2}{q_0(s)} \right); \quad (30)$$

where $\sigma_0(s) = 0.88 \text{ fm}^2 (s=s_0)^{0.14}$ and $s_0 = 1000 \text{ GeV}^2$. In contrast to [9] all values depend on energy (as it is supposed to be) rather than on x and we introduce an energy dependent parameter $\sigma_0(s)$,

$$\sigma_0(s) = \sigma_{\text{tot}}^p(s) \left(1 + \frac{3 \sigma_0^2(s)}{8 \langle r_{\text{ch}}^2 \rangle} \right); \quad (31)$$

otherwise one fails to reproduce hadronic cross sections. Here $\langle r_{\text{ch}}^2 \rangle = 0.44 \pm 0.01 \text{ fm}^2$ [33] is the mean square of the pion charge radius. Cross section (30) averaged with the pion wave function squared automatically reproduces the pion-proton cross section. We use the results of the fit [34] for the Pomeron part of the cross section,

$$\sigma_{\text{tot}}^p(s) = 23.6 (s=s_0)^{0.08} \text{ mb}; \quad (32)$$

where $s_0 = 1000 \text{ GeV}^2$. We fixed the parameters comparing data with the proton structure function calculated using Eqs. (28)-(29) and the cross section (30). Agreement is reasonably good up to $Q^2 \approx 20 \text{ GeV}^2$ sufficient for our purposes.

To fix from data the parameters $a_{0,i}$ of the potential we concentrate on real photoabsorption which is most sensitive to nonperturbative corrections. The photoabsorption cross section with free quark fluctuations in the photon diverges logarithmically at $m_q \rightarrow 0$,

$$\sigma_{\text{tot}}^T \approx \sigma_0 \ln \frac{1}{m_q} : \quad (33)$$

Inclusion of interaction between the quarks in the photon makes the photoabsorption cross section finite at $m_q \rightarrow 0$.

$$\sigma_{\text{tot}}^T = \sigma_0 \frac{e_m N_c}{12} \sum_F Z_q^2(x_1) \Phi(x_2); \quad (34)$$

where

$$x_1 = \frac{1 + a_0^2 \sigma_0^2}{a_1^2 \sigma_0^2}; \quad x_2 = \frac{a_0^2}{a_1^2}; \quad (35)$$

and

$$\Phi(x) = 4 \ln \frac{x}{4} - 2x + (4+x)^p \frac{1}{1+x} \ln \frac{1+x+1}{1+x} : \quad (36)$$

In this case the cross section of photoabsorption is independent of the quark mass in the limit $m_q \rightarrow 0$.

We adjust the values of a_0 and a_1 to the value of the photoabsorption cross section $\sigma_{\text{tot}}^p = 160 \text{ b}$ at $\sqrt{s} = 200 \text{ GeV}$ [35, 36]. Eq. (34) alone does not allow to fix the two parameters a_0 and a_1 completely, but it provides a relation between them. We found a simple way to parameterize this ambiguity. If we choose

$$\begin{aligned} a_0^2 &= v^{1.15} (112 \text{ MeV})^2 \\ a_1^2 &= (1-v)^{1.15} (165 \text{ MeV})^2; \end{aligned} \quad (37)$$

the total photoabsorption cross section, turns out to be constant (within 1%) if v varies between 0 and 1. This covers all possible choices for a_0 and a_1 .

In order to fix v in (37) one needs additional experimental information. We have tried a comparison with the following data:

(i) The cross section of forward diffraction dissociation $N \rightarrow q\bar{q}N$ (the PPR graph in the triple-Reggeon phenomenology [37]),

$$\frac{d(N \rightarrow q\bar{q}N)}{dt} \Big|_{t=0} = \frac{1}{16} \int_0^Z d^2 \sigma_{q\bar{q}}(s; t) \exp\left(\frac{1}{2} \ln\left(\frac{Z}{t}\right)\right); \quad (38)$$

(ii) The total photoabsorption cross sections for nuclei (high-energy limit),

$$\sigma_{\text{tot}}^A = 2 \int_0^Z d^2 b \int_0^Z d^2 \sigma_{q\bar{q}}(s; t) \exp\left(\frac{1}{2} \ln\left(\frac{Z}{t}\right)\right) T(b); \quad (39)$$

where

$$T(b) = \int_0^Z dz \rho_A(b; z) \quad (40)$$

is the nuclear thickness function and the nuclear density $\rho_A(b; z)$ depends on impact parameter b and longitudinal coordinate z . This expression can be used for virtual photons as well with a proper discrimination between transverse and longitudinal photons.

A calculation of the observables (i) and (ii) shows, however, a surprising stability of the results against variation of v in (37): the cross sections change only within 1% if v varies between 0 and 1. Thus, we were unable to constrain the parameters a_0 and a_1 any further.

We have also calculated the effective interaction cross section of a $q\bar{q}$ pair with a nucleon,

$$\frac{\alpha_{\text{eff}}}{\alpha} = \frac{\int_0^R d\bar{r} \bar{r}^2 \frac{1}{\alpha(\bar{r})} \frac{d\alpha(\bar{r})}{d\bar{r}}}{\int_0^R d\bar{r} \bar{r}^2 \frac{1}{\alpha(\bar{r})}} \frac{h_2}{h_1} \bar{r} \quad (41)$$

which is usually used to characterise shadowing for the interaction of the qq⁺ production of a real photon with a nucleus (e.g. see in [21, 22]). We got at $\sigma_{\text{eff}}^{\text{qqN}} = 30 \text{ mb}$ at $\sqrt{s} = 200 \text{ GeV}$. This well corresponds to the pion-nucleon cross section (32) $\sigma_{\text{tot}}^{\text{p}} = 31.7 \text{ mb}$ at this energy. This result might be treated as success of VDM. On the other hand, A calculation [38] using VDM and $\sigma_{\text{tot}}^{\text{p}} = 25 \text{ mb}$ instead of $\sigma_{\text{tot}}^{\text{p}}$ at lower energy for photoproduction of π -mesons on nuclei is in good agreement with recent HERMES measurements [39].

However, a word of caution is in order. The nucleus to nucleon ratio of total photoabsorption cross sections in the approximation of frozen fluctuations (good at small x) reads [4, 21, 22],

$$\frac{A_{\text{tot}}^A}{A_{\text{tot}}^N} = \frac{2}{h} \int_0^Z d^2b \int_0^1 \exp\left[-\frac{T}{2} (b)\right] ; \quad (42)$$

Expanding the exponential up to the next term after the double scattering one ($l=4$)_{eff} one gets $(l=24) h^3 i = h^3 i$. This is 1.5 times larger than $(l=24)_{eff}^2 = h^3 i$ if to use the dipole approximation $1/r^2$ and a Gaussian distribution over r for color triplet ($q - q$) or color octet ($G - q\bar{q}$) dipoles.

3 Gluon bremsstrahlung

3.1 Radiation of interacting gluons

In processes with radiation of gluons, like

$$q + N \rightarrow q + G + X \quad (43)$$

$$+ N \rightarrow q + \bar{q} + G + X ; \quad (44)$$

the interaction between the radiated gluon and the parent quark travelling in nearly the same direction may be important and significantly change the radiation cross section and the transverse momentum distribution compared to perturbative QCD calculations [41, 27, 42].

We describe the differential cross section of gluon radiation in a quark-nucleon collision in the factorized light-cone approach [27]

$$\frac{d^3 \sigma(q \rightarrow qG)}{d(\ln y) d^2 k_T} = \frac{1}{(2\pi)^2} \int d^2 r_1 d^2 r_2 \exp[i\mathbf{k}_T \cdot (\mathbf{r}_1 - \mathbf{r}_2)] \sigma_{qG}(\mathbf{r}; \mathbf{r}_1) \sigma_{qG}(\mathbf{r}; \mathbf{r}_2) \sigma_G(\mathbf{r}_1; \mathbf{r}_2; y); \quad (45)$$

where

$$\sigma_G(\mathbf{r}_1; \mathbf{r}_2; y) = \frac{1}{2} \sigma_{Gq\bar{q}}(\mathbf{r}_1; \mathbf{r}_1 - \mathbf{r}_2) + \sigma_{Gq\bar{q}}(\mathbf{r}_2; \mathbf{r}_2 - \mathbf{r}_1) - \sigma_{q\bar{q}}[\mathbf{r}_1 - \mathbf{r}_2] \sigma_{GG}(\mathbf{r}_1 - \mathbf{r}_2); \quad (46)$$

Hereafter we assume all cross sections to depend on energy, but do not show it explicitly for the sake of brevity (unless it is important).

The cross section of a colorless $Gq\bar{q}$ system with a nucleon $\sigma_{Gq\bar{q}}(\mathbf{r}_1; \mathbf{r}_2)$ is expressed in terms of the usual $q\bar{q}$ dipole cross sections,

$$\sigma_{Gq\bar{q}}(\mathbf{r}_1; \mathbf{r}_2) = \frac{g^N}{8} \sigma_{q\bar{q}}(r_1) + \sigma_{q\bar{q}}(r_2) - \frac{1}{8} \sigma_{q\bar{q}}(\mathbf{r}_1 - \mathbf{r}_2) \quad (47)$$

\mathbf{r}_1 and \mathbf{r}_2 are the transverse separations gluon-quark and gluon-antiquark respectively. In (46) $\sigma_{GG}(r) = \frac{9}{4} \sigma_{q\bar{q}}(r)$ is the total cross section of a colorless GG dipole with a nucleon.

The key ingredient of (46) is the distribution function $\sigma_{qG}(\mathbf{r}; y)$ of the quark-gluon fluctuation, where y is the fraction of the light-cone momentum of the parent quark carried by the gluon, and \mathbf{r} is the transverse quark-gluon separation. This function has a form [27, 43, 44] similar to (1),

$$\sigma_{qG}^T(\mathbf{r}; y)_{\text{free}} = \frac{1}{3} \frac{r}{s} \int d^2 \mathbf{r}' b^T(\mathbf{r}, \mathbf{r}') i K_0(\mathbf{r} - \mathbf{r}'); \quad (48)$$

where the operator b^T is defined in [27],

$$b^T = \text{im}_q \left(\frac{1}{2} \mathbf{e} \cdot (\mathbf{r} - \mathbf{r}') + \mathbf{e} \cdot (\mathbf{r} - \mathbf{r}') \right) i(2\pi)^2 \delta(\mathbf{r} - \mathbf{r}'); \quad (49)$$

We treat the gluons as massless since we incorporate the nonperturbative interaction explicitly and do not need to introduce any effective mass.

The factor differs from as defined in (2),

$$^2 = ^2 m_q^2 \quad (50)$$

In the general case the distribution function including the interaction between the quark and gluon can be found via the Green function $G_{qG}(z_1; \sim_1; z_2; \sim_2)$ for the propagation of a quark-gluon pair, in analogy to (16),

$$_{qG}(\sim;) = \frac{i}{2p(1)} \int_{-1}^1 dz_1 \int_{\mathbb{Z}^2} b^T G_{qG}(z_1; \sim_1; z_2; \sim_2) \Big|_{\sim_1=0; \sim_2=\sim} \quad (51)$$

Let us add a few comments as to why this direct analogy holds. Eq. (46) might give the impression that we would have to implement the interaction between all three partons: the gluon, the quark and the antiquark. Checking the way in which this equation was derived, one realizes, however, that this is not the case. We studied gluon bremsstrahlung from a single quark and then expressed the radiation amplitude as a difference between the inelastic amplitudes for a qG system and an individual q . This is how G_{qq} has to be interpreted and this is why one should only take the qG nonperturbative interaction into account.

The evolution equation for the Green function of an interacting qG pair originating from the parent quark at the point with longitudinal coordinate z_1 with initial transverse separation $\sim_1 = 0$ looks similar to (7) with the replacement $\sim \rightarrow \sim_2$ and $V_{qq}(z_2; \sim;) \rightarrow V_{qG}(z_2; \sim;)$. We parameterize the quark-gluon potential in the same way as in (11) for quark-antiquark,

$$\text{Re} V_{qG}(z_2; \sim;) = \frac{b^4(\sim)^2}{2p(1)}; \quad (52)$$

where $b^2(\sim) = b_0^2 + 4b_1^2(1 - \sim)$.

The solution of the evolution equation for the quark-gluon Green function in absence of absorption ($\text{Im} V_{qG} = 0$) looks the same as (14) with replacement $a(\sim) \rightarrow b(\sim)$.

The following transformations go along with (16) { (27). The vertex function in (51) is represented as,

$$b^T = D + E \tilde{r}_1; \quad (53)$$

then the result of integration in (51) is,

$$q_G(\tilde{r};) = 2 \frac{s}{3} \frac{h}{D} D_0(\tilde{r};) + E \tilde{r}_1(\tilde{r};); \quad (54)$$

The functions $D_0(\tilde{r};)$ and $\tilde{r}_1(\tilde{r};)$ are defined in (21) { (22). However, \tilde{r}_1 is now defined by

$$\tilde{r}_1 = \frac{2b^2(\tilde{r})}{2}; \quad (55)$$

One might argue that the quark-gluon potential we need (and which we shortly shall constrain by comparison with experimental data) could simply be obtained by adding two quark-quark potentials with an appropriate color factor. Such a procedure could, however, lead to a completely wrong results as we want to illustrate by the following example.

Motivated by perturbative QCD one might expect that the gluon-gluon and quark-quark potentials differ simply by a factor 9=4 (the ratio of the Casimir factors). However, this relation is affected by non-trivial properties of the QCD vacuum which makes the interaction of gluons much stronger [45, 14]. The octet string tension σ_8 is related to σ_P^0 , the slope of the Pomeron trajectory in the same way as the color triplet string tension relates to the slope of the meson Regge trajectories [46],

$$\sigma_8 = \frac{1}{2} \frac{\sigma_P^0}{\sigma_P^0} \quad 4 \text{ GeV=fm}; \quad (56)$$

Here $\sigma_P^0 = 0.25 \text{ GeV}^2$. Thus, the value of σ_8 is in fact four times larger than the well known qq string tension, $\sigma_3 = 1 \text{ GeV=fm}$, and not only by a factor 9=4.

Another piece of information about the strength of the gluon interaction which supports this observation comes from data on diffractive dissociation. The triple-Pomeron coupling turns out to be rather small [37]. If interpreted as a product of the Pomeron flux times the Pomeron-proton total cross section, the latter turns out to be an order of magnitude

smaller than the proton-proton one. Naively one would again assume that the Pomeron as a colorless gluonic dipole should interact 9=4 times stronger than an analogous qq dipole (such a consideration led some authors to the conclusion that gluons are shadowed at small x in nuclei stronger than sea quarks). The only way to explain this discrepancy is to assume that the gluon-gluon dipole is much smaller. This, in turn, demands a stronger gluon-gluon interaction. Thus, diffraction is sensitive to nonperturbative interaction of gluons. We shall use this observation in the next section to fix the corresponding parameters b_0 and b_1 .

3.1.1 Diffractive bremsstrahlung of gluons. The triple-Pomeron coupling in the additive quark model

Let us start with diffractive dissociation of a quark, $qN \rightarrow qGN$. We assume the diffractive amplitude to be proportional to the gluon density $G(x;Q^2) = xg(x;Q^2)$ [47, 48] (it should be a non-diagonal distribution if the energy is not very large) as is shown in Fig. 2. Since the amplitude is predominantly imaginary at high energies one can use the generalized unitarity relation known as Cutkosky rule [49],

$$2 \operatorname{Im} A_{ab} = \sum_c A_{ac} A_{cb}^* ; \quad (57)$$

where A_{ab} is the amplitude of the process $a \rightarrow b$ and a, b denote all the particles in initial and final states respectively. In the case under discussion $a = fq;N_g$; $b = fq;G;N_g$, and c denotes either $c_1 = fq;N_g g$ or $c_2 = fq;G;N_g g$, where N_g is a color-octet excitation of the nucleon resulting from gluon radiation (absorption) by a nucleon.

In what follows, we concentrate on forward diffraction, i.e. the transverse momentum transfer $q_T = 0$. In this case the diffractive amplitude reads,

$$F(x; k_T; q_T = 0) = \frac{i}{4} \int \frac{d^2}{2} e^{ik_T \cdot \sim} q_G(x; \sim) e(\sim) ; \quad (58)$$

where k_T is the transverse momentum of the radiated gluon and

$$e(\sim) = \frac{9}{8} q_q(\sim) ; \quad (59)$$

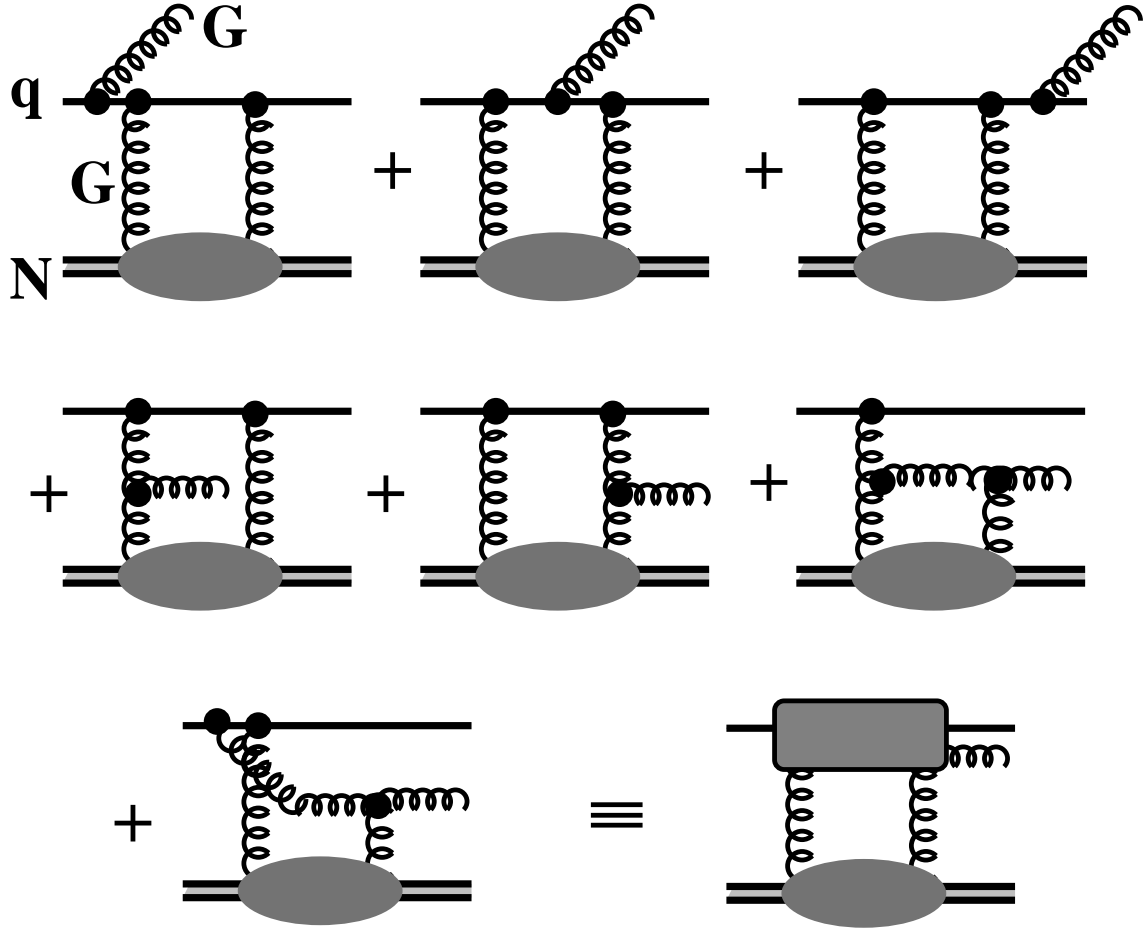


Figure 2: Feynman diagrams for diffractive radiation of a gluon in a quark-nucleon interaction, $qN \rightarrow qGN$.

Eq. (58) is derived in Appendix A.2 in a simple and intuitive way based on the general properties of a diffractive process discussed in Appendix A.1. A more formal derivation based on a direct calculation of Feynman diagrams and the Cutkosky rule (57) is presented in Appendix B.1.

The relation (58) is valid for any value of β . In contrast to the inclusive cross section for gluon bremsstrahlung the diffractive cross section depends on β only via the distribution function.

The amplitude (58) is normalized according to,

$$\frac{d(qN \rightarrow qGN)}{d(\ln) d^2 k_T d^2 q_T} = F(\tilde{k}_T; q_T)^2 : \quad (60)$$

The distribution for the effective mass squared, $M^2 = k_T^2 = (1 - \frac{q_T^2}{s}) s$, at $q_T = 0$ has the form ,

$$\frac{d(qN \rightarrow qGN)}{dM^2 dq_T^2} \Big|_{q_T=0} = 2 \int_0^{\frac{M^2}{s}} dk_T^2 F(\tilde{k}_T; q_T)^2 ; \quad (61)$$

which transforms in the limit $M^2 \rightarrow 1$ into

$$\frac{M^2 d(qN \rightarrow qGN)}{dM^2 dq_T^2} \Big|_{q_T=0} = \frac{1}{16} \lim_{s \rightarrow 0} s \int_0^{\frac{s}{M^2}} d^2 q_G (\tilde{q}; \sim) e(\tilde{q}; s)^2 ; \quad (62)$$

where $s = M_0^2$, where $M_0^2 = 1 \text{ GeV}^2$ and $\tilde{q} = 1 - \frac{q_T^2}{s} = M^2/s$.

Since dissociation into large mass states is dominated by the triple-Pomeron (3P) graph the value on the l.h.s. of (62) is the effective 3P coupling $G_{3P}(qN \rightarrow XN)$ (see definition in [37]) at $q_T = 0$. It can be evaluated using $G_{3P}(pp \rightarrow Xp) = 1.5 \text{ mb GeV}^2$ as it follows from measurement by the CDF Collaboration [50] (according to [51] we divided the value of G_{3P} given in [50] by factor 2³). This value is twice as small as one derived from the triple-Regge analyses [37] at medium large energies. One can see energy dependence of G_{3P} even in the energy range of the CDF experiment [50].

Assuming the additive quark model (AQM) to be valid one can write,

$$G_{3P}^{\text{AQM}}(qN \rightarrow XN) = \frac{1}{3} G_{3P}(NN \rightarrow XN) = 0.5 \frac{\text{mb}}{\text{GeV}^2} \quad (63)$$

(see below about interference effects). To compare with this estimate we calculate the triple-Pomeron coupling (62) using the distribution function in the form (54) and the dipole cross section (30),

$$G_{3P}^{\text{AQM}}(qN \rightarrow XN) = \frac{27}{4} \frac{s}{8} \int_0^{\frac{s}{M^2}} \ln \frac{t_1 t_2}{t_3^2} ; \quad (64)$$

³We thank Doug Jansen and Thomas Nunnemann who helped to clarify this point.

where $t_1 = b^2(0)=2$, $t_2 = t_1 + 1 = \frac{3}{2}$ and $t_3 = 2t_1 t_2 = (t_1 + t_2)$. The parameters b_0 and b_1 are defined in (30). We use here a fixed value of $b_s = 0.6$ which is an appropriate approximation for a soft process.

Comparison of Eq. (64) with the value (63) leads to a rough evaluation of the parameter b_0 of our potential (we are not sensitive to b_1 since keep b_s small),

$$b^{AQM}(0) \approx 570 \text{ MeV} \quad (65)$$

Thus, a typical quark-gluon separation is $r_1 = b(0) \approx 0.4 \text{ fm}$ what is roughly the radius of a 'constituent' quark. Note that a substantial modification of (63) by interference of radiation amplitudes for different quarks is possible.

3.1.2 Diffractive excitation of nucleons, $NN \rightarrow XN$, beyond the AQM.

The amplitude of diffractive gluon radiation $NN \rightarrow 3qGN$ can be represented as a superposition of radiation by different quarks as shown in Fig. 3. In this process the initially

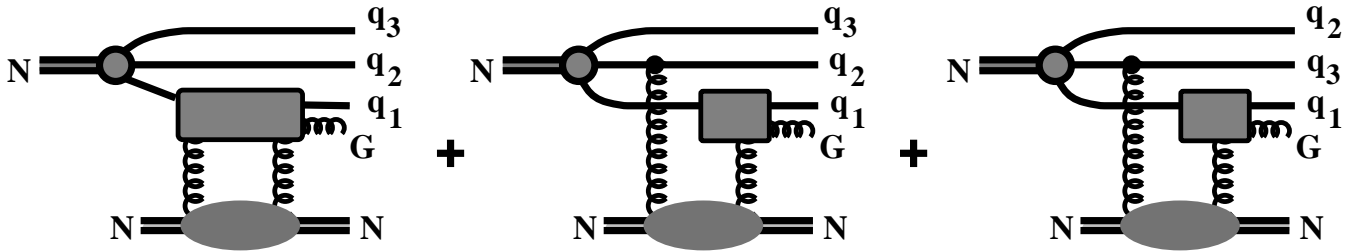


Figure 3: Contributions from projectile valence quarks to the amplitude of diffractive gluon emission in NN collisions. Six additional graphs resulting from the permutation $f1 \leftrightarrow 2g$ and $f1 \leftrightarrow 3g$ have not been plotted.

colorless $3q$ system ($\bar{3}q_{i_1}$) converts into a color-octet final state ($\bar{3}q_{i_8}$). There are two independent octet $\bar{3}q_i$ states which differ from each other by their symmetry under a per-

mutation of the color indices of the quarks. Correspondingly, the amplitude for the process $NN \rightarrow 3q\bar{q}gN$ is a superposition of two amplitudes (see below).

The contribution to the amplitude of the first graph in Fig. 3 reads,

$$F^I(NN \rightarrow 3q\bar{q}N) = \frac{if_{abc}}{P=3} h(3q)_8 j_b^{(1)} j_c^{(2)} j(3q)_1 i e(\sim_1) (f\mathbf{r}; g; \sim_1; G) \quad (66)$$

The second and third graphs in Fig. 3 give correspondingly,

$$F^{II}(NN \rightarrow 3q\bar{q}N) = \frac{if_{abc}}{P=3} h(3q)_8 j_b^{(1)} j_c^{(2)} j(3q)_1 i e(\sim_2) e(\mathbf{r}_1 - \mathbf{r}_2) (f\mathbf{r}; g; \sim_1; G); \quad (67)$$

and

$$F^{III}(NN \rightarrow 3q\bar{q}N) = \frac{if_{abc}}{P=3} h(3q)_8 j_b^{(1)} j_c^{(2)} j(3q)_1 i e(\sim_3) e(\mathbf{r}_1 - \mathbf{r}_3) (f\mathbf{r}; g; \sim_1; G): \quad (68)$$

Here $f\mathbf{r}; g = (\mathbf{r}_1; \mathbf{r}_2; \mathbf{r}_3; \sim_1; \sim_2; \sim_3); \mathbf{r}_i$ are the positions of the quarks in the impact parameter plane; $\sim_i = \sim - \mathbf{r}_i$, where \sim is the position of the gluon;

$$(f\mathbf{r}; g; \sim_i; G = i) = N \rightarrow 3q (f\mathbf{r}; g)_{Gq} (\sim_i; G); \quad (69)$$

f_{abc} is the structure constant of the color group, where a is the color index of the radiated gluon, and we sum over b and c . The Gell-Mann matrices $\frac{i}{2} \lambda_c^i$ act on the color index of i -th quark.

Using the relation,

$$f_{abc} j_b^{(1)} j_c^{(1)} \rightarrow q_1 = f_{abc} (j_b^{(2)} j_c^{(1)} + j_b^{(3)} j_c^{(1)}) \rightarrow q_1 \quad (70)$$

one can present the sum of the amplitudes $F^I; F^{II}$ and F^{III} in the form,

$$\begin{aligned} F^{(1)}(NN \rightarrow 3q\bar{q}N) &= F^I + F^{II} + F^{III} \\ &= \frac{if_{abc}}{P=3} (\mathbf{r}_i; \sim_i; \sim - \mathbf{r}_i; G) h(3q)_8 j_b^{(2)} j_c^{(1)} j_{12} + j_b^{(3)} j_c^{(1)} j_{13} j(3q)_1 i; \end{aligned} \quad (71)$$

where $j_{ij} = e(\sim - \mathbf{r}_j) + e(\sim - \mathbf{r}_j) e(\mathbf{r}_1 - \mathbf{r}_j)$. The index 1 in $F^{(1)}(NN \rightarrow 3q\bar{q}N)$ indicates that the gluon is radiated by the quark q_1 in accordance with Fig. 3.

The amplitudes $F^{(2)}$ and $F^{(3)}$ is obviously related to $F^{(1)}$ by replacement $1 \rightarrow 2, 3$. Note that the color structure $f_{abc}^{(2) (3)}$ which is not present in (71) is not independent due to the relation,

$$f_{abc}^{(1) (2)} + f_{abc}^{(2) (3)} + f_{abc}^{(3) (1)} = 0 : \quad (72)$$

Thus, we are left with only two independent color structures, as was mentioned above.

The full amplitude for diffractive gluon radiation squared $\sum_f (N N \rightarrow 3qGN)^2 = \sum_f^{(1)} + \sum_f^{(2)} + \sum_f^{(3)}$, summed over all color states of the 3qG system, reads,

$$\sum_f (N N \rightarrow 3qGN)^2 = \frac{1}{3} \sum_{N \rightarrow 3q} (f_{\mathbf{r}; \mathbf{g}})^2 \sum_{i=1}^3 \sum_{qG} (\tilde{\mathbf{r}}_i; \mathbf{g})^2 A^{(i)}(f_{\mathbf{r}; \mathbf{g}}; \sim) \\ = \sum_{i \neq k}^3 \text{Re} \sum_{qG} (\tilde{\mathbf{r}}_i; \mathbf{g}) \sum_{qG} (\tilde{\mathbf{r}}_k; \mathbf{g}) B^{(i;k)}(f_{\mathbf{r}; \mathbf{g}}; \sim); \quad (73)$$

where

$$A^{(1)}(f_{\mathbf{r}; \mathbf{g}}; \sim) = \frac{2}{12} + \frac{2}{13} + \frac{2}{12} \frac{2}{13}; \quad (74)$$

$$B^{(1;2)}(f_{\mathbf{r}; \mathbf{g}}; \sim) = 2 \frac{2}{12} + \frac{2}{12} (\frac{2}{13} + \frac{2}{23}) - \frac{2}{13} \frac{2}{23}; \quad (75)$$

The expressions for $A^{(2)}$; $A^{(3)}$ and $B^{(1;3)}$; $B^{(2;3)}$ are obtained by simply changing the indices.

The effective triple-Pomeron coupling results from integrating (73) over phase space,

$$G_{3P}(N N \rightarrow N X) = \frac{1}{16} \int d^2 r_1 d^2 r_2 d^2 r_3 d^2 \mathbf{d}_1 d^2 \mathbf{d}_2 d^2 \mathbf{d}_3 (\mathbf{r}_1 + \mathbf{r}_2 + \mathbf{r}_3) \\ (1 - \mathbf{r}_1 - \mathbf{r}_2 - \mathbf{r}_3) \sum_f (N N \rightarrow 3qGN)^2 : \quad (76)$$

To evaluate $G_{3P}(N N \rightarrow N X)$ we use (19) for $\sum_{qG} (\tilde{\mathbf{r}}; \mathbf{g})$ and a Gaussian parameterization for the valence quark distribution in the nucleon,

$$\sum_{N \rightarrow 3q} (f_{\mathbf{r}; \mathbf{g}})^2 / \exp \left(- \sum_{i=1}^3 \frac{\mathbf{r}_i^2}{r_{ch}^2} - \frac{\mathbf{d}_i^2}{r_p^2} \right); \quad (77)$$

where $r_{ch}^2 = 0.79 - 0.03 \text{ fm}^2$ is the mean square radius of the proton [52]. At this point one has to introduce some specific model for the \mathbf{d}_i distributions. Quite some proposals can be found in the literature, and a quantitative analysis will require careful numerical studies. For

a first qualitative discussion we make the simple ansatz for the quark momentum distribution in the nucleon, $F_q^N(k_1; k_2; k_3) / \sum_i Q_i^2 (k_i = 1=3)$ which allows to continue our calculations analytically. The details of the integration of (76) can be found in Appendix C. G_{3P} is a function of the parameter $b(0)$. As a trial value we choose Eq. (65), $b(0) = 570 \text{ MeV}$, (estimated using the result of the additive quark model $G_{3P}(qN \rightarrow XN) = 0.5 \text{ mb GeV}^2$) we arrive at $G_{3P}(NN \rightarrow XN) = 2.4 \text{ mb GeV}^2$. This value is substantially higher than the experimental value $G_{3P}(NN \rightarrow XN) = 1.5 \text{ mb GeV}^2$. This is an obvious manifestation of simplifying approximations (the quark additivity) we have done. In order to fit the experimental value of $G_{3P}(NN \rightarrow NX)$ after the contributions of the second and third graphs in Fig. 3 are included we should use in (76)

$$b(0) = 650 \text{ MeV} : \quad (78)$$

With this value (64) gives,

$$G_{3P}(qN \rightarrow XN) = 0.3 \frac{mb}{\text{GeV}^2} \frac{1}{5} G_{3P}(NN \rightarrow XN); \quad (79)$$

which shows a substantial deviation from the AQM.

3.1.3 Diffractive gluon radiation by a (virtual) photon and mesons. Breakdown of Regge factorization

One can use a similar technique to calculate the cross section for diffractive gluon radiation by a photon and mesons. The diffraction amplitude $(M)N \rightarrow qqG N$ is described by the four diagrams depicted in Fig. 4. The first two diagrams correspond to the AQM. In this approximation the forward ($q_T = 0$) amplitude $N \rightarrow qqG N$ reads,

$$\begin{aligned} F^{AQM}(N \rightarrow qqG N) &= q_q(\vec{k}; \vec{\gamma}_1, \vec{\gamma}_2) F(qN \rightarrow qG N) + F(qN \rightarrow qG N) \\ &= q_q(\vec{k}; \vec{\gamma}_1, \vec{\gamma}_2) q_G \frac{G}{1} \vec{k} \cdot \vec{\gamma}_1 e(\gamma_1) + q_G \frac{G}{1} \vec{k} \cdot \vec{\gamma}_2 e(\gamma_2); \end{aligned} \quad (80)$$

where $\vec{\gamma}_i = \vec{\gamma} \cdot \vec{r}_i$ ($i=1,2$). $\vec{\gamma}; \vec{r}_{1,2}$ are the radius-vectors of the gluon, quark and antiquark respectively. The limit $G \rightarrow 0$ is assumed.

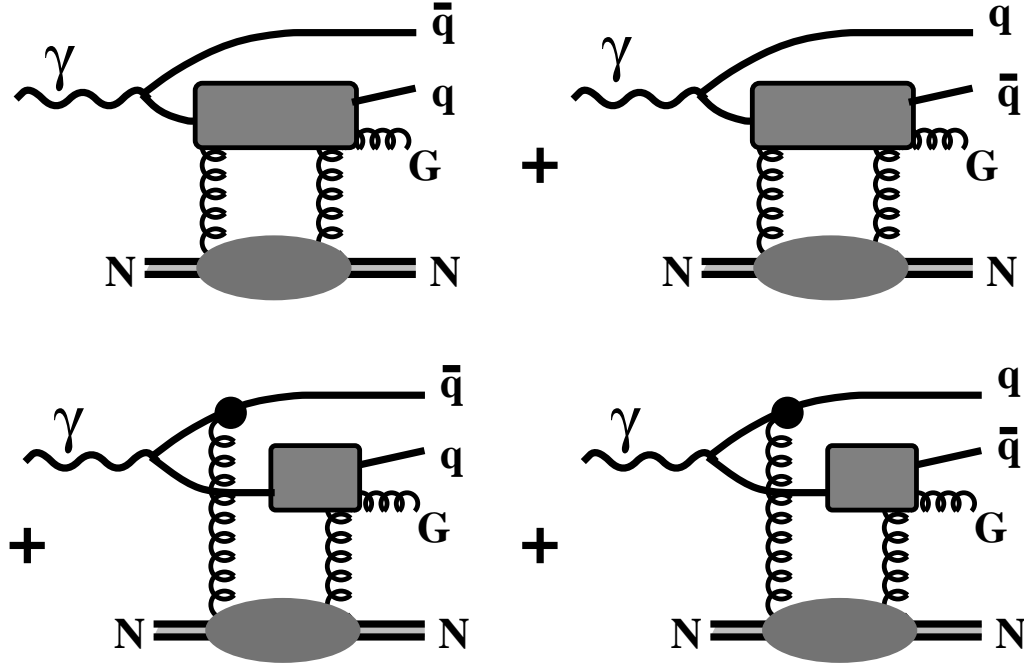


Figure 4: Diagrams for the diffractive radiation of a gluon in photon-nucleon interaction, $N \rightarrow qqGN$.

After addition of the last two graphs in Fig. 4 the amplitude takes the form (we do not write out its trivial color structure),

$$F(N \rightarrow qqGN) = e_{qq}(\gamma_1, \gamma_2) \left[e_{qG} \frac{G}{1} \gamma_1 + e_{q\bar{G}} \frac{G}{1} \gamma_2 \right] e(\gamma_1, \gamma_2) : \quad (81)$$

The detailed calculation of the diagrams depicted in Fig. 4 is presented in Appendix B.2. A much simpler and more intuitive derivation of Eq. (81) is suggested in Appendix A.3.

If one neglects the nonperturbative effects in Eq. (81) ($b(\gamma) = 0$) this expression coincides with Eq. (3.4) in [16], but is quite different from the cross section of diffractive gluon radiation derived in [15] (Eq. (60)) (see footnote¹). A crucial step in [15] is the transition from Fock states which are the eigenstates of interaction, to the physical state basis. Such a rotation of the S-matrix leads to a renormalization of the probability amplitudes for the

Fock states (see Appendix A.1), rather than just the probabilities as it was assumed in [15].

The amplitude (81) is normalized as,

$$\frac{d}{d(\ln G) d\alpha_{\text{F}}^2} \bigg|_{\alpha_{\text{F}}=0} = \frac{1}{16} \int d^2 x_1 d^2 x_2 d^2 x_3 F(N! \alpha_{\text{F}} G N)^2 \quad (82)$$

Direct comparison of the cross section for diffractive gluon radiation by a photon calculated with this expression with data is complicated by contribution of diffraction to qq states and nondiffractive (Reggeon) mechanisms. This is why one should first perform a detailed triple-Regge analysis of data and then to compare (82) with the effective triple-Pomeron coupling. Good data for photon diffraction are available at lab. energy $E = 100 \text{ GeV}$ [53]. At this energy, however, there is no true triple-Regge region which demands $s=M^2 \gg 1$ and $M^2 \gg 1 \text{ GeV}^2$. Therefore the results of the triple-Regge analysis in [53] cannot be trusted. It is much more appropriate to use available data from HERA, particularly those in [54] at $\sqrt{s} = 200 \text{ GeV}$ where a triple-Regge analysis taking into account four graphs was performed. The result for the effective triple-Pomeron coupling

$$G_{3\text{P}}^{\text{P}}(0) = (8.19 \pm 1.6 \pm 1.34 \pm 2.22) \text{ b=GeV}^2 \quad (83)$$

should be compared with our prediction $G_{3\text{P}}^{\text{P}}(0) = 9 \text{ b=GeV}^2$. To estimate the mean energy for the dipole cross section $s=M^2 \text{ GeV}^2$ we used the mid value $M^2 = 250 \text{ GeV}^2$ of the interval of M^2 measured in [54] which corresponds to $x_{\text{P}} = 0.0064$. Thus, high-energy data for gluon radiation in diffractive dissociation of protons and photons give the value (78) for the parameter of nonperturbative quark-gluon interaction.

Note that the relative role of "additive" (# 1,2 in Fig. 4 and # 1 in Fig. 3) and "non-additive" (# 3,4 in Fig. 4 and # 2,3 in Fig. 3) graphs depends on the relation between the three characteristic sizes $R_{\text{h}} = \frac{q}{hr_{ij}^2}$, 0 and $1=b(0)$. In the limit $R_{\text{h}} \rightarrow 0$; $1=b(0)$ the contribution of the "non-additive" graphs vanishes and the additive quark model becomes a good approximation. However, at realistic values of $R_{\text{h}} \sim 1 \text{ fm}$ the "additive" and "non-additive" contributions are of the same order and the latter becomes dominant for small

R_h . Particularly, this explains why the factorization relation,

$$A_{3P}(hN \rightarrow XN) = \frac{G_{3P}(hN \rightarrow XN)}{\sigma_{\text{tot}}(hN)} = \text{Const}; \quad (84)$$

i.e. independent of h , is substantially broken. We expect,

$$\begin{aligned} A_{3P}(NN \rightarrow XN) &= 0.025 \text{ GeV}^2; \\ A_{3P}(N \rightarrow XN) &= 0.031 \text{ GeV}^2; \\ A_{3P}(KN \rightarrow XN) &= 0.042 \text{ GeV}^2; \\ A_{3P}(N \rightarrow XN) &= 0.052 \text{ GeV}^2; \end{aligned} \quad (85)$$

We see that our predictions for the triple-Pomeron vertex as defined from diffractive dissociation of nucleons and photons are different by almost factor of three. On top of that, the absorptive corrections which are known to be larger for diffraction than for elastic scattering also contribute to the breaking of Regge factorization. A manifestation of these correction shows up as deviation between the data and the Regge based expectations for the energy dependence of the diffractive cross section [51].

3.2 Nuclear shadowing for longitudinal photons and suppression of the gluons at small x

It is known since long time [55, 56] that the parton distribution in nuclei is shadowed at small x . This phenomenon is very important as soon as one calculates the cross section of a hard reaction (gluon radiation with high k_T , prompt photons, Drell-Yan reaction, heavy flavor production, etc.) assuming factorization. Nuclear shadowing of sea quarks is well measured in DIS, but for gluons it is poorly known. One desperately needs to know it to provide predictions for the high-energy nuclear colliders, RHIC and LHC.

The interpretation of nuclear shadowing depends on the choice of the reference frame. In the infinite momentum frame of the nucleus it looks like parton fusion. Indeed, the longitudinal spread of the valence quarks in the bound nucleons, as well as the internucleon

distances, are subject to Lorentz contraction. Therefore the nucleons are spatially well separated. However, the longitudinal spread of partons at small x contracts much less because they have an x times smaller Lorentz factor. Therefore, such partons can overlap and fuse even if they originate from different nucleons [55]. Fusion of two gluons into a $q\bar{q}$ pair leads to shadowing of sea quarks. If two gluons fuse to a single gluon it results in shadowing of gluons.

The same phenomenon looks quite differently in the rest frame of the nucleus, as shadowing of long-living hadronic fluctuations of the virtual photon. This resembles the ordinary nuclear shadowing for the total cross sections of hadron-nucleus interaction. Indeed, the total virtual photoabsorption cross section is proportional to the structure function $F_2(x; Q^2)$. However, one can calculate in this way only shadowing of quarks. To predict shadowing of gluons it was suggested in [57] to replace the photon by a hypothetical particle probing gluons. Assuming for the GG fluctuation of this particle the same distribution function as for $q\bar{q}$ one may conclude that the effective absorption cross section providing shadowing is 9=4 times larger than for a $q\bar{q}$ fluctuation of a photon. Such a simple result cannot be true because of the strong gluon-gluon interaction which makes their distribution function quite different ("squeezes" it). Besides, the spin structure of the GG distribution function is different too.

Longitudinally polarized photons are known to be a good probe for the gluon structure function. Indeed, the aligned jet model [2] cannot be applied in this case since the distribution function for longitudinal photons (1), (4) suppresses the asymmetric $q\bar{q}$ fluctuations with $\beta \rightarrow 0$; 1. Therefore, the transverse separation of the $q\bar{q}$ pair is small $\sim 1/Q^2$ and nuclear shadowing can be only due to shadowing of gluons. One can also see that from the expression for the cross section of a small size dipole [47, 48],

$$\sigma_{qq}^{A,N}(r_T; x) = \frac{2}{3} \sigma_s(Q^2) G_N(x; Q^2); \quad (86)$$

where $G_N(x; Q^2) = x g(x; Q^2)$ is the gluon density and $Q^2 = 1/r_T^2$. Thus, we expect nearly the same nuclear shadowing at large Q^2 for the longitudinal photoabsorption cross section

and for the gluon distribution,

$$\frac{\frac{L}{A}(x;Q^2)}{\frac{L}{N}(x;Q^2)} = \frac{G_A(x;Q^2)}{G_N(x;Q^2)} \quad (87)$$

The estimate for nuclear shadowing for longitudinally polarized photons follows.

Nuclear shadowing for photons corresponds to the inelastic nuclear shadowing as it was introduced for hadrons by Gribov 30 years ago [24]. Therefore, the term $(A) = \sigma_{\text{tot}}(A) - A \sigma(N)$ representing shadowing in the total photoabsorption cross section is proportional to the diffractive dissociation cross section $N \rightarrow XN$ [24, 58], considered above. In the lowest order in the intensity of XN interaction the shadowing correction reads,

$$(A) = 8 \text{Re} \int_{-Z}^Z \int_{-Z}^Z d^2b \int dM_X^2 \frac{d^2(N \rightarrow XN)}{dM_X^2 d\alpha_T^2} \bigg|_{\alpha_T=0} \exp \left[i q_L (z_2 - z_1) \right] \int_{-Z}^Z dz_1 \int_{-Z}^Z dz_2 (z_2 - z_1) A(b; z_1) A(b; z_2) \quad (88)$$

where

$$q_L = \frac{Q^2 + M_X^2}{2} : \quad (89)$$

Here q_L is the photon energy; z_1 and z_2 are the longitudinal coordinates of the nucleons N_1 and N_2 , respectively, participating in the diffractive transition $N_1 \rightarrow XN_1$ and back $XN_2 \rightarrow N_2$.

The longitudinal momentum transfer (89) controls the lifetime (coherence time t_c) of the hadronic fluctuation of the photon, $t_c = 1/q_L$. It is known only if the mass matrix is diagonal, i.e. the fluctuations have definite masses. However, in this case the interaction cross section of the fluctuation has no definite value. Then one faces a problem of calculation of nuclear attenuation for the intermediate state X via interaction with the nuclear medium.

This problem can be settled using the Green function formalism developed above in Section 2.1 [11, 13]. One should switch to the quark-gluon representation for the state $X = \bar{q}q; \bar{q}qG; \dots$. Then for the lowest state $\bar{q}q$ one can write,

$$8 \text{Re} \int_{-Z}^Z dM_X^2 \frac{d^2(N \rightarrow XN)}{dM_X^2 d\alpha_T^2} \bigg|_{\alpha_T=0} \exp \left[i q_L (z_2 - z_1) \right]$$

$$\begin{aligned}
&= \frac{1}{2} \text{Re} \int_0^Z d^2 k_T \int_0^{Z^1} d^2 F_{! \text{qq}}(\mathbf{k}_T; \mathbf{r})^2 \exp \left[i \frac{k_T^2 + k_T^2}{2(1)} (z_2 - z_1) \right] \\
&\quad \frac{1}{2} \text{Re} \int_0^Z d^2 r_1 \int_0^{Z^1} d^2 r_2 \int_0^1 d^2 F_{! \text{qq}}(\mathbf{r}_2; \mathbf{r}) G_{\text{qq}}^0(\mathbf{r}_2; z_2; \mathbf{r}_1; z_1) F_{! \text{qq}}(\mathbf{r}_1; \mathbf{r}) ; \quad (90)
\end{aligned}$$

where \mathbf{r} was defined in (3).

The amplitudes of diffraction $N \rightarrow X N$ in the transverse momentum and coordinate representations are related by Fourier transform ,

$$F_{! \text{qq}}(\mathbf{k}_T; \mathbf{r}) = \frac{1}{2} \int_0^Z d^2 r F_{! \text{qq}}(\mathbf{r}; \mathbf{r}) e^{i \mathbf{k}_T \cdot \mathbf{r}} ; \quad (91)$$

This amplitude in the coordinate representation has a factorized form ,

$$F_{! \text{qq}}(\mathbf{r}_1; \mathbf{r}) = \mathbf{r}_{\text{qq}}(\mathbf{r}; \mathbf{r}) \mathbf{r}_{\text{qq}}(\mathbf{r}) ; \quad (92)$$

$G_{\text{qq}}^0(\mathbf{r}_2; z_2; \mathbf{r}_1; z_1)$ in (90) is the Green function of a free propagation of the qq pair between points z_1 and z_2 . It is a solution of Eq. (7) without interaction.

$$G_{\text{qq}}^0(\mathbf{r}_2; z_2; \mathbf{r}_1; z_1) = \frac{1}{(2)^2} \int_0^Z d^2 k_T \exp \left[i \mathbf{k}_T \cdot (\mathbf{r}_2 - \mathbf{r}_1) \right] \frac{i k_T^2 (z_2 - z_1)}{2(1)} ; \quad (93)$$

The boundary condition for the Green function is,

$$G_{\text{qq}}^0(\mathbf{r}_2; z_2; \mathbf{r}_1; z_1) \Big|_{z_2 = z_1} = (\mathbf{r}_2 - \mathbf{r}_1) ; \quad (94)$$

In Eq. (93) the phase shift on the distance $z_2 - z_1$ is controlled by the transverse momentum squared as one could expect from Eqs. (88)–(89) where it depends on the M_X^2 . However, Eq. (90) is written now in the coordinate representation and contains no uncertainty with the absorption cross section, as different from (88). In order to include the effects of absorption of the intermediate state X into (90) one should replace the free Green function $G_{\text{qq}}^0(\mathbf{r}_2; z_2; \mathbf{r}_1; z_1)$ by the solution of the Schrodinger equation (7) with imaginary potential (9). This was done in paper [11] and the results have demonstrated a substantial deviation of nuclear shadowing from usually used approximations for transverse photons. One should

also include the real part of the potential which takes into account the nonperturbative interaction between q and q as it is described in Section 2.1. This is important only for nuclear shadowing of transverse photons and low Q^2 longitudinal photons and is beyond the scopes of present paper. Therefore, we skip further discussion of nuclear shadowing for the qq pair and switch to the next Fock component qqG .

For the intermediate state $X = qqG$ Eq. (44) is modified as,

$$\begin{aligned}
& 8 \int_0^Z dM_X^2 \frac{d^2 (N! XN)}{dM_X^2 d\alpha_T^2} \cos[k_L(z_2 - z_1)] \\
&) \frac{1}{2} \text{Re} \int_0^Z d^2x_2 d^2y_2 d^2x_1 d^2y_1 \int_0^Z d\alpha_q d\ln(\alpha_G) \\
& F^Y |_{qqG}(\mathbf{x}_2; \mathbf{y}_2; \alpha_q; \alpha_G) G_{qqG}(\mathbf{x}_2; \mathbf{y}_2; z_2; \mathbf{x}_1; \mathbf{y}_1; z_1) F^Y |_{qqG}(\mathbf{x}_1; \mathbf{y}_1; \alpha_q; \alpha_G); \quad (95)
\end{aligned}$$

where α_q and α_G are the fractions of the photon light cone momentum carried by the quark and gluon respectively. The amplitude of diffraction $N! XN$ depends on the q - q transverse separation \mathbf{x} and the distance \mathbf{y} from the gluon to the center of gravity of the qq pair (we switch to these variables from the previously used $\mathbf{r}_{1,2}$ for the sake of convenience, it simplifies the expression for kinetic energy).

The Schrodinger equation for the Green function G_{qqG} describing propagation of the qqG system through a medium including interaction with the environment as well as between the constituent has the form,

$$\begin{aligned}
& i \frac{d}{dz_2} G_{qqG}(\mathbf{x}_2; \mathbf{y}_2; z_2; \mathbf{x}_1; \mathbf{y}_1; z_1) \\
& = \left(\frac{Q^2}{2} - \frac{\alpha_q + \alpha_G}{2 \alpha_q \alpha_G} (\mathbf{x}_2) - \frac{1}{2 \alpha_G (1 - \alpha_G)} (\mathbf{y}_2) + V(\mathbf{x}_2; \mathbf{y}_2; z_2; \alpha_q; \alpha_G) \right) \\
& G_{qqG}(\mathbf{x}_2; \mathbf{y}_2; z_2; \mathbf{x}_1; \mathbf{y}_1; z_1); \quad (96)
\end{aligned}$$

with the boundary condition,

$$G_{qqG}(\mathbf{x}_2; \mathbf{y}_2; z_2; \mathbf{x}_1; \mathbf{y}_1; z_1) \Big|_{z_2 = z_1} = (\mathbf{x}_2 - \mathbf{x}_1) (\mathbf{y}_2 - \mathbf{y}_1); \quad (97)$$

The imaginary part of the potential $V(\mathbf{x}_2; \mathbf{y}_2; z_2; \alpha_q; \alpha_G)$ in (96) is proportional to the

interaction cross section for the qqG system with a nucleon,

$$2 \operatorname{Im} V(\mathbf{x}_2; \mathbf{y}_2; z_2; q; G) = \frac{1}{8} \operatorname{Im} V(\mathbf{x}) + \frac{9}{8} \operatorname{Im} V(\mathbf{y}) - \frac{q}{1-G} \mathbf{x} + \frac{q}{1-G} \mathbf{y} \quad A(b; z) : \quad (98)$$

The real part of this potential responsible for the nonperturbative interaction between the quarks and gluon is discussed below.

If the potential $\operatorname{Im} V(\mathbf{x}_2; \mathbf{y}_2; z_2; q; G)$ is a bi-linear function of \mathbf{x} and \mathbf{y} then Eq. (96) can be solved analytically. Nevertheless, the general case of nuclear shadowing for a three-parton system is quite complicated and we should simplify the problem.

Let us consider nuclear shadowing for longitudinally polarized photons with high Q^2 . The latter means that one can neglect the eikonal attenuation for the qq Fock component of the longitudinal photon, i.e.

$$Q^2 \gg 4C \ln A \approx 1 \text{ GeV}^2; \quad (99)$$

where C is the factor in Eq. (5) and $\ln A$ is the mean nuclear thickness function.

As different from the case of transversely polarized photons which distribution function (1) – (3) contains qq pairs with large separation ($\gg 0; 1$) even at large Q^2 , in longitudinally polarized photons small size ($\sim 1/Q$) qq pairs always dominate [1, 2]. This property suggests a few simplifications for the following calculations.

1. One can neglect at large Q^2 the nonperturbative qq interaction and use the perturbative photon wave function (1) – (4).
2. One can simplify the expression for the diffractive amplitude $N \rightarrow qqG N$ introduced in (95) relying on smallness of the typical qq separation $|\mathbf{x}| \sim 1/Q$ in comparison with the distance between the qq and the gluon $|\mathbf{y}| \sim 1/b \approx 0.3 \text{ fm}$.
3. One can also simplify the equation (96) for the Green function G_{qqG} taking $\mathbf{x} = 0$ in the expression (97) for the nonperturbative potential $\operatorname{Im} V(\mathbf{x}_2; \mathbf{y}_2; z_2; q; G)$. This leads in (96) to a factorized dependence on variables \mathbf{x} and \mathbf{y} .

As a result of these approximations and $\epsilon_G \rightarrow 0$ we arrive at,

$$F \rightarrow_{qqG} (\mathbf{x}; \mathbf{y}; \mathbf{q}; \epsilon_G) = \int_{qq}^L (\mathbf{x}; \mathbf{q}) \times \tilde{f}_{qqG}(\mathbf{y}) G_{GG}(\mathbf{y}) ; \quad (100)$$

where

$$qG(\mathbf{y}) = \lim_{\epsilon_G \rightarrow 0} qG(\epsilon_G; \mathbf{y}) ; \quad (101)$$

and

$$G_{GG}(\mathbf{r}; s) = \frac{9}{4} q_{qq}(\mathbf{r}; s) ; \quad (102)$$

As soon as we neglect the size of the color-octet qq pair, it interacts a gluon, this is why one can replace qqG by the dipole cross section G_{GG} . The latter is larger than qq by the Casimir factor $9=4$.

In this case the tree-body Green function factorizes to a product of two-body ones,

$$G_{qqG}(\mathbf{x}_2; \mathbf{y}_2; z_2; \mathbf{x}_1; \mathbf{y}_1; z_1) = G_{qq}(\mathbf{x}_2; z_2; \mathbf{x}_1; z_1) G_{GG}(\mathbf{y}_2; z_2; \mathbf{y}_1; z_1) ; \quad (103)$$

where $G_{qq}(\mathbf{x}_2; z_2; \mathbf{x}_1; z_1)$ is the "free" Green function of the qq pair, and $G_{GG}(\mathbf{y}_2; z_2; \mathbf{y}_1; z_1)$ describes propagation of the GG dipole which constituents interact with each other, as well as with the nuclear medium.

$$i \frac{d}{dz_2} G_{GG}(\mathbf{y}_2; z_2; \mathbf{y}_1; z_1) = - \frac{(\mathbf{y}_2)}{2 \epsilon_G (1 - \epsilon_G)} + V(\mathbf{y}_2; z_2) G_{GG}(\mathbf{y}_2; z_2; \mathbf{y}_1; z_1) ; \quad (104)$$

where

$$2 \text{Im} V(\mathbf{y}; z) = G_{GG}(\mathbf{y}) A(\mathbf{b}; z) ; \quad (105)$$

On analogy to (11) we assume the real part of the potential has a form

$$\text{Re} V(\mathbf{y}; z) = \frac{\tilde{B}^4 y^2}{2 \epsilon_G (1 - \epsilon_G)} ; \quad (106)$$

where $\tilde{B} \sim b$.

To simplify the estimate we assume that $G_{GG}(\mathbf{r}; s) = C_{GG}(s) r^2$, where $C_{GG}(s) = d_{GG}(\mathbf{r}; s) = d_{r=0} r^2$.

The solution of Eq. (104) has a form ,

$$G_{GG}(\mathbf{y}_2; z_2; \mathbf{y}_1; z_1) = \frac{A}{2 \sinh(\frac{z}{2})} \exp \left[\frac{A}{2} (\mathbf{y}_1^2 + \mathbf{y}_2^2) \coth(\frac{z}{2}) - \frac{2\mathbf{y}_1 \cdot \mathbf{y}_2}{\sinh(\frac{z}{2})} \right] ; \quad (107)$$

where

$$A = \frac{q}{B^4} \frac{i_G (1 - G)}{C_{GG} - A} \quad (108)$$

$$= \frac{iA}{G (1 - G)} \quad (109)$$

$$z = z_2 - z_1 : \quad (110)$$

The quark-gluon wave function in (100) has a form similar to (27),

$$\varphi_G(\mathbf{y}) = \frac{2}{3} \frac{e^{-\frac{b}{2} \mathbf{y}^2}}{\mathbf{y}^2} \exp \left[\frac{b}{2} \mathbf{y}^2 \right] : \quad (111)$$

Now we have all the components of the amplitude (100) which we need to calculate the nuclear shadowing correction (95). Integration in $\mathbf{x}_{1;2}$ and $\mathbf{y}_{1;2}$ can be performed analytically.

$$\begin{aligned} & 8 \int d\mathbf{M}_X^2 \frac{d^2 (N! XN)}{d\mathbf{M}_X^2 d\mathbf{q}_T^2} \cos(q_L z) \\ &= \text{Re} \int d_q \frac{16}{3} \frac{\int d\mathbf{q} \frac{d^2 (N! XN)}{d\mathbf{M}_X^2 d\mathbf{q}_T^2} \cos(q_L z)}{Q^2 B^2} (1 - \frac{2}{3} e^{-\frac{2}{3} (3 + \frac{1}{2}) E_1(\frac{1}{2})}) \\ &= \frac{t}{w} + \frac{\sinh(\frac{z}{2})}{t} \ln 1 - \frac{t^2}{u^2} + \frac{2t^3}{uw^2} + \frac{t \sinh(\frac{z}{2})}{w^2} + \frac{4t^3}{w^3} ; \end{aligned} \quad (112)$$

where

$$\begin{aligned} &= i x m_N z ; \\ t &= \frac{A}{B^2} ; \\ u &= t \cosh(\frac{z}{2}) + \sinh(\frac{z}{2}) ; \\ w &= (1 + t^2) \sinh(\frac{z}{2}) + 2t \cosh(\frac{z}{2}) : \end{aligned} \quad (113)$$

The rest integration in (112) can be performed numerically. We calculated the ratio $R_{A \rightarrow N}^G = G_A(\mathbf{x}; Q^2) / G_N(\mathbf{x}; Q^2)$ for the gluon distribution functions for small values of

Byrken $10^{-4} < x < 10^{-1}$ and high $Q^2 = 10 \text{ GeV}^2$. We found $R_{A \Rightarrow N}^G$ almost independent of Q^2 at higher Q^2 . The results are depicted in Fig. 5.

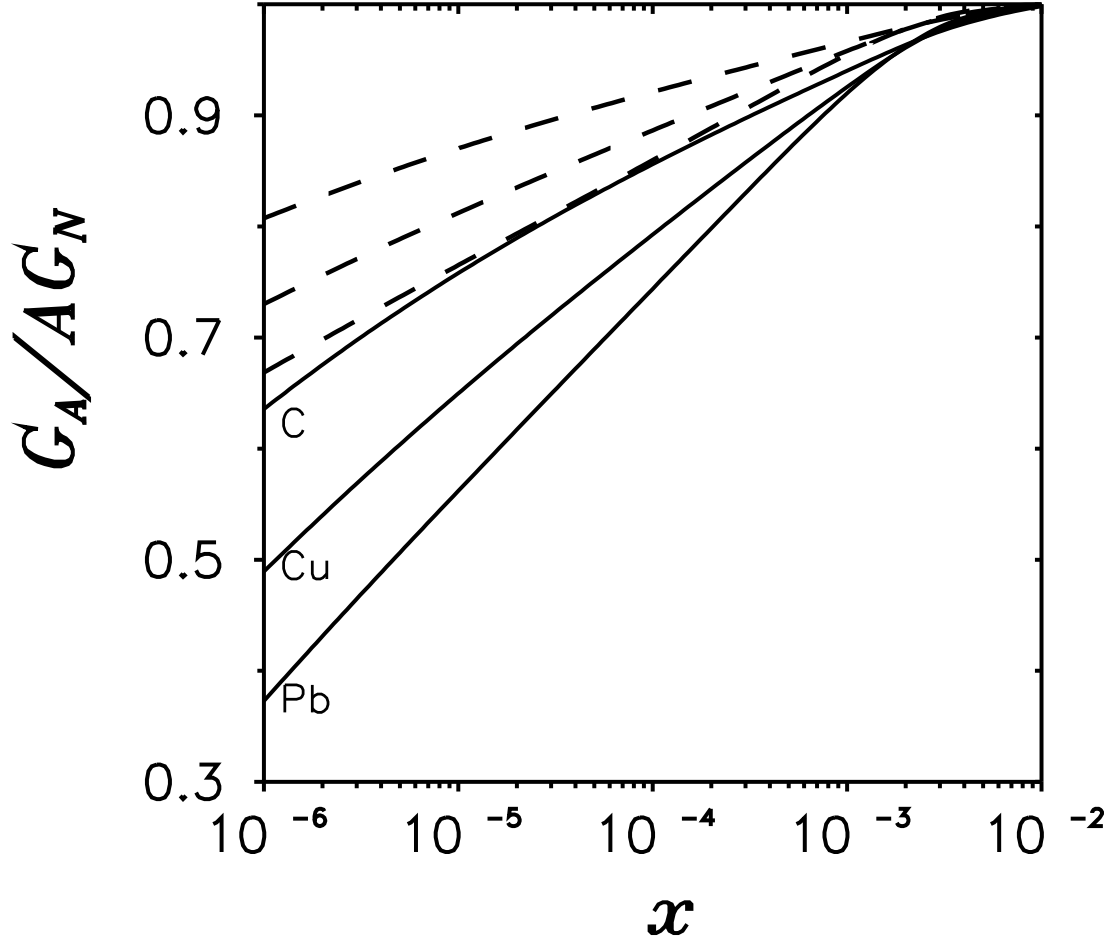


Figure 5: Ratio of the gluon distribution functions in nuclei (carbon, copper and lead) and nucleons at small Bjorken x and $Q^2 = 4 \text{ GeV}^2$ (solid curves) and 40 GeV^2 (dashed curves).

One can see that in contrast to the quark distribution the onset of nuclear shadowing for gluons starts at quite small $x \sim 10^{-2}$. This is because the photon fluctuations containing gluons are heavier than $q\bar{q}$ fluctuations. Correspondingly, the lifetime of such fluctuations is shorter (or q_L is smaller) and they need a smaller x to expose coherent effects like nuclear

shadowing. One can expect an antishadowing effect at medium $x \approx 0.1$ like in $F_2(x; Q^2)$ which should push the crossing point $G_A(x; Q^2) = G_N(x; Q^2) = 1$ down to smaller x . Discussion of the dynamics of antishadowing (swelling of bound nucleons, etc.) goes beyond the scopes of this paper.

A similar approach to the problem of gluon shadowing is developed in [21] which relates shadowing to the diffractive radiation of gluons. Note that a delayed onset of gluon shadowing (at $x < 0.02$) is also expected in [21]. However, this is a result of an ad hoc parameterization for antishadowing, rather than calculations. The phase shift factor $\cos(q_L z)$ which controls the onset of shadowing in (95), (112) is neglected in [21] assuming that x is sufficiently small. However, nuclear shadowing for gluons does not saturate even at very small x because of the $1/M^2$ form of the mass dependence of diffractive radiation of gluons (triple-Pomeron diffraction). The smaller the $x = Q^2/2m_N$ is, the higher masses are allowed by the nuclear form factor ($q_L^2 = (Q^2 + M^2)/2 < 1/R_A$) to contribute to the shadowing.

Our results also show that $R_{A \rightarrow N}^G$ steeply decreases down to small x and seems to have a tendency to become negative. It would not be surprising for heavy nuclei if our shadowing correction corresponded to double scattering term only. However, the expression (95) includes all the higher order rescattering terms. The source of the trouble is the obvious breaking down of the unitarity limit $\sigma_{diff} < \sigma_{tot}$. This problem is well known and easily fixed by introducing the unitarity or absorptive corrections which substantially slow down the growth of the diffractive cross section. Available data for diffraction $pp \rightarrow pX$ clearly demonstrate the effect of unitarity corrections [51]. One may expect that at very high energies the relative fraction of diffraction decreases. We restrict ourselves with this word of caution in the present paper and postpone a further study of unitarity effects for a separate publication, as well as the effects of higher Fock components containing more than one gluon. Those corrections also become more important at small x .

Note that quite a strong nuclear suppression for gluons $G_A(x; Q^2) = G_N(x; Q^2) <$

$F_2^A(x; Q^2) = F_2^N(x; Q^2)$ was predicted in [57] basing on the fact that the cross section of a color octet-octet dipole contains the factor $9=4$ compared to $\sigma_{q\bar{q}}$. However, it is argued above in section 3.1 and confirmed by the following calculations that the observed smallness of the diffractive cross section of gluon radiation shows that the strong nonperturbative interaction of gluons substantially reduces the size of fluctuations including the gluon. The situation is much more complicated and cannot be reduced to a simple factor $9=4$.

A perspective method for calculation of nuclear shadowing for gluons was suggested in the recent publication [22]. Experimental data for diffractive charm production can be used to estimate the effect. This seems to be more reliable than pure theoretical calculations performed above. Indeed, the transverse separation of a heavy flavored $Q\bar{Q}$ pair is small even at low Q^2 , and may be assumed to be much smaller than the mean distance between the $Q\bar{Q}$ and the gluon. Unfortunately, the available data obtained at HERA have quite poor accuracy. The results from H1 [59] and ZEUS [60] experiments are different by almost factor of two. Besides, the theoretical analysis [25, 26] which is needed to reconstruct the diffractive cross section of charm production from production of D in a limited phase space, introduces substantial uncertainty. According to [26] the realistic solutions for the diffractive charm production differ by a factor of five. In this circumstances our calculation for nuclear shadowing of gluons seems to be more reliable.

3.3 Nonperturbative effects in the transverse momentum distribution of gluon bremsstrahlung

As soon as the strength of the nonperturbative quark-gluon interaction is fixed, we are in a position to calculate the cross section of gluon bremsstrahlung for a high energy quark interacting with a nucleon or a nuclear target and to compare the results with the perturbative QCD calculations [27].

The transverse momentum distribution of soft gluons ($G = 1$) reads [27],

$$\frac{d}{d(\ln_{G}) d^2 k_T} = \frac{1}{2(2)^2} \sum_h \int d^2 r_1 d^2 r_2 \frac{\overline{y_{qG}(r_1; G)} y_{qG}(r_2; G) \exp i \vec{k}_T \cdot (\vec{r}_1 - \vec{r}_2)}{G G(r_1) + G G(r_2) - G G(\vec{r}_1 - \vec{r}_2)} ; \quad (114)$$

Here the overline means that we sum over all possible polarizations of the radiated gluon and recoil quark and average over the polarization of the initial quark. In our model for the quark-gluon distribution function including nonperturbative effects we get,

$$\overline{y_{qG}(r_1; G)} y_{qG}(r_2; G) = \frac{4}{3} \frac{s}{2} \frac{r_1}{r_1^2 r_2^2} \exp \left[-\frac{b_0^2}{2} (r_1^2 + r_2^2) \right] ; \quad (115)$$

The cross section $G G(r)$ in (114) in the case of nucleon and nuclear targets has the form (102 and

$$A_{GG}(r) = 2 \sum_B \int d^2 B \left[1 - \exp \left(-\frac{9}{8} y_{qG}(r) T(B) \right) \right] ; \quad (116)$$

respectively.

We performed calculations for the transverse momentum distribution of gluons for two parameterizations of the dipole cross section,

(I) one which is given by (30) which is constant at $s^2 = s_0^2$. For the sake of convenience we change the notation here, $s^2 = 2s_0^2 = 0.125 \text{ GeV}^{-2}$;

(II) the dipole approximation (5) with $C = s_0^2 = 2$. Only this parameterization is used for nuclear targets because it allows to perform integrations analytically (of course one can do numerical calculation for any shape of the cross section).

Correspondingly, we obtain for the differential radiation cross section,

$$\frac{d N_I}{d(\ln_{G}) d^2 k_T} = \frac{3}{2} \frac{s_0^2}{s^2} F(k_T^2; b_0^2; s^2) ; \quad (117)$$

where

$$F(k_T^2; b_0^2; s^2) = \frac{1}{2k_T^2} \left[1 - \left(1 - \frac{2}{s^2} \right) \right] + \frac{1}{4s^2} \exp \left[-\frac{k_T^2}{2s^2} \right] - 2 \exp \left[-\frac{k_T^2}{2s^2} \right] x_1 + \exp \left[-\frac{k_T^2}{2s^2} \right] x_2 \quad (118)$$

$$\begin{aligned}
\sigma_1 &= \sigma_1 \exp \left[-\frac{k_T^2}{2b_0^2} \right] ; \\
\sigma_2 &= \sigma_1 \exp \left[-\frac{k_T^2}{2(b_0^2 + s^2)} \right] ; \\
x_1 &= \frac{b_0^2}{b_0^2 + s^2} ; \quad x_2 = \frac{b_0^2}{b_0^2 + 2s^2} ;
\end{aligned}$$

and $Ei(z)$ is the exponential integral function.

In the case of parameterization II it is convenient to represent the dipole cross section in the form,

$$\sigma_{qq}(r) = \sigma_0 s^2 \frac{d}{ds^2} \left[1 - \exp \left(-\frac{1}{2} s^2 r^2 \right) \right]_{s^2=0} : \quad (119)$$

Then the differential cross section reads,

$$\frac{d \sigma_{II}}{d(\ln G) d^2 k_T} = \frac{3 \sigma_0 s^2}{2} F_1(k_T^2; b_0^2; s^2) ; \quad (120)$$

where

$$\begin{aligned}
F_1(k_T^2; b_0^2; s^2) &= \frac{d}{ds^2} F(k_T^2; b_0^2; s^2)_{s^2=0} \\
&= \frac{1}{2} \left[1 - \frac{1}{2} + \frac{1}{2} \right] ; \quad (121)
\end{aligned}$$

$$\begin{aligned}
\sigma_1 &= \frac{1}{k_T^2} \sigma_1 = \frac{1}{k_T^2} \exp \left[-\frac{k_T^2}{2b_0^2} \right] ; \\
\sigma_2 &= \frac{1}{k_T^2} \exp \left[-\frac{k_T^2}{2b_0^2} \right] :
\end{aligned}$$

The results of calculations for variants I and II are depicted in Fig. 6 by solid and dashed curves respectively. The two upper curves correspond to perturbative calculations, while the two bottom ones include the nonperturbative effects. The strong interaction between gluon and quark leads to a substantial decrease in the mean transverse size of the quark-gluon fluctuation. Therefore, the mean transverse momentum of the radiated gluons increases. The nonperturbative interaction has especially strong effect at small transverse momentum k_T , where the radiation cross section turns out to be suppressed by almost two orders of magnitude compared to the perturbative QCD expectations.

Our calculations for gluon radiation in the interaction of a quark with a nuclear target are performed only in the parameterization II for the sake of simplicity. For heavy nuclei this approximation can be quite good due to a strong color filtering effect which diminishes the contribution from large size dipoles. The transverse momentum distribution has the

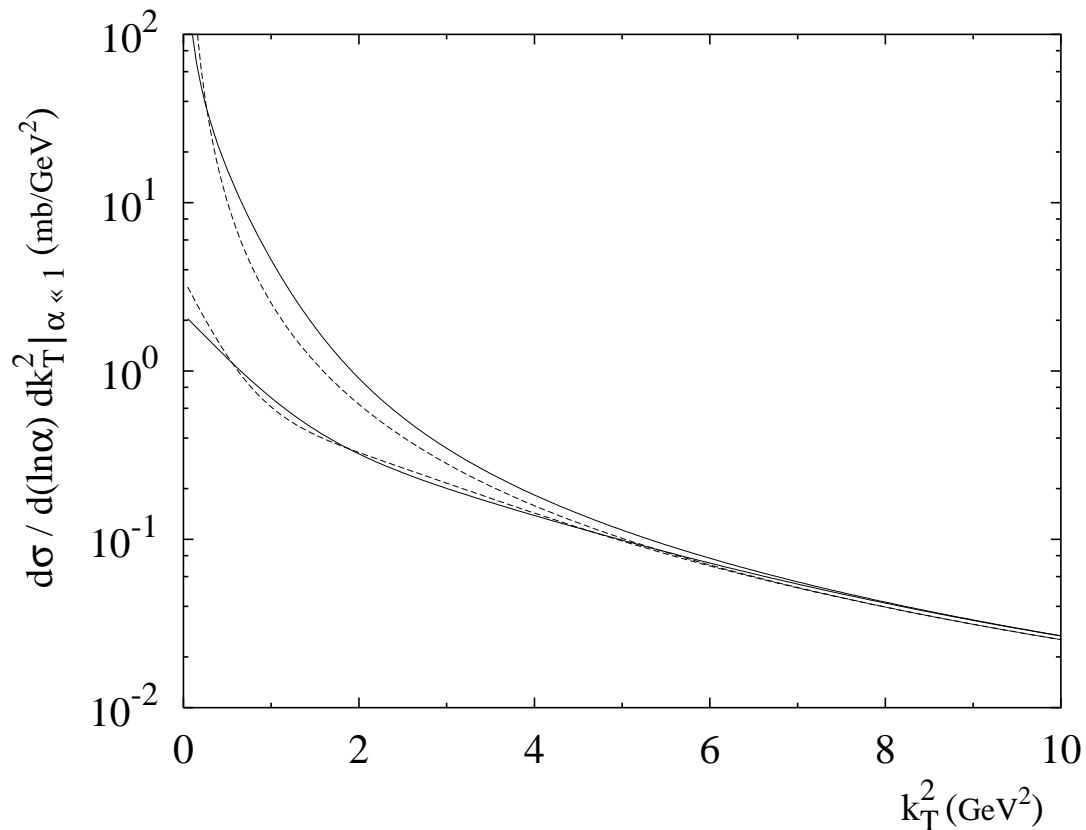


Figure 6: Transverse momentum distribution for gluon bremsstrahlung by a quark scattering on a nucleon target. The solid and dashed curves correspond to parameterizations I and II for the dipole cross section, respectively. The upper curves show the results of the perturbative QCD predictions [27], the bottom curves correspond to the full calculation including the nonperturbative interaction of the radiated gluon.

form ,

$$\frac{d \sigma_{II}^A}{d(\ln s_G) d^2 k_T} = \frac{8}{3} \frac{s}{s_0^2} \frac{Z}{2} d^2 B F(k_T^2; b_0^2; S^2(B)) ; \quad (122)$$

where

$$S^2(B) = \frac{9}{8} s_0^2 T(B) ; \quad (123)$$

For numerical calculations we use the approximation of constant nuclear density, $\rho_A(r) = 3A/(4\pi R_A^3)$ ($R_A = r$). The results for the radiation cross section per bound nucleon with (solid curve) and without (dashed) the nonperturbative effects are compared in Figs. 7 and 8 for copper and lead targets respectively. Obviously the nonperturbative interaction generates very large nuclear effects.

The nuclear effects are emphasized by a direct comparison in Figs. 9 and 10 for different targets, a nucleon, copper and lead, including and excluding the nonperturbative interaction respectively. We see that the difference between a free and a bound nucleon at small k_T is substantially reduced by the nonperturbative interaction. Indeed, the interaction squeezes the quark-gluon fluctuation and reduces the nuclear effects. Besides, the region of antishadowing is pushed to larger values of k_T .

4 Summary and outlook

We explicitly introduced a nonperturbative interaction between partons into the evolution equation for the Green function of a system of quarks and gluons. The shape of the qq potential is chosen to reproduce the light cone wave function of mesons. The magnitude of the potential is adjusted to reproduce data for photoabsorptive cross sections on nucleons and nuclei and data on diffractive dissociation of photons into qq pairs.

Based on theoretical arguments and experimental facts we expect a much stronger interaction for a quark-gluon pair than for a quark-antiquark pair. Indeed, data on diffractive dissociation of hadrons and photons into high mass states show that the cross section is amazingly small, what is usually phrased as evidence that the triple-Pomeron coupling is

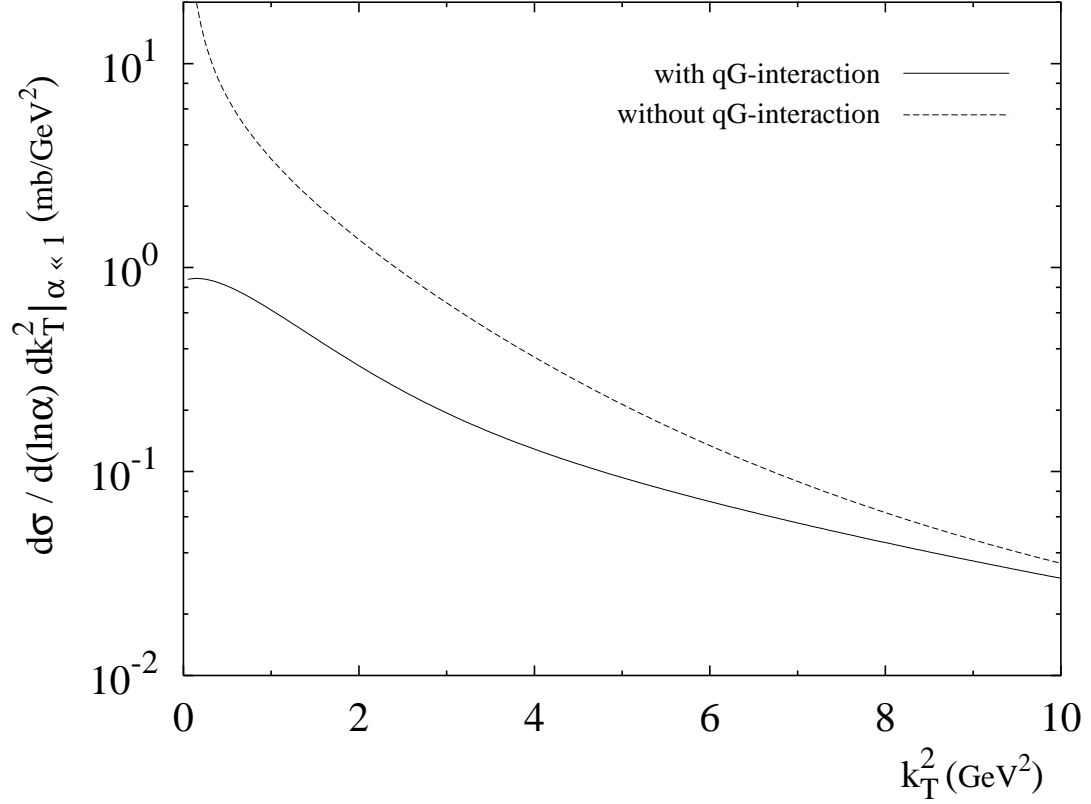


Figure 7: The differential cross section per bound nucleon of soft gluon bremsstrahlung in quark-copper collisions. The solid and dashed curves correspond to calculations with and without the nonperturbative effects respectively.

small. We have performed calculations for diffractive gluon radiation (responsible for the production of high mass excitations) including the nonperturbative effects, and fixed the strength of the quark-gluon potential. We found a very simple and intuitive way to get the same results as direct calculations of Feynman diagrams. Both approaches lead to the same diffractive cross section which in the limit of perturbative QCD coincides with the result of a recent calculation [16] for the process $N \rightarrow q\bar{q}GN$. We conclude that the previous

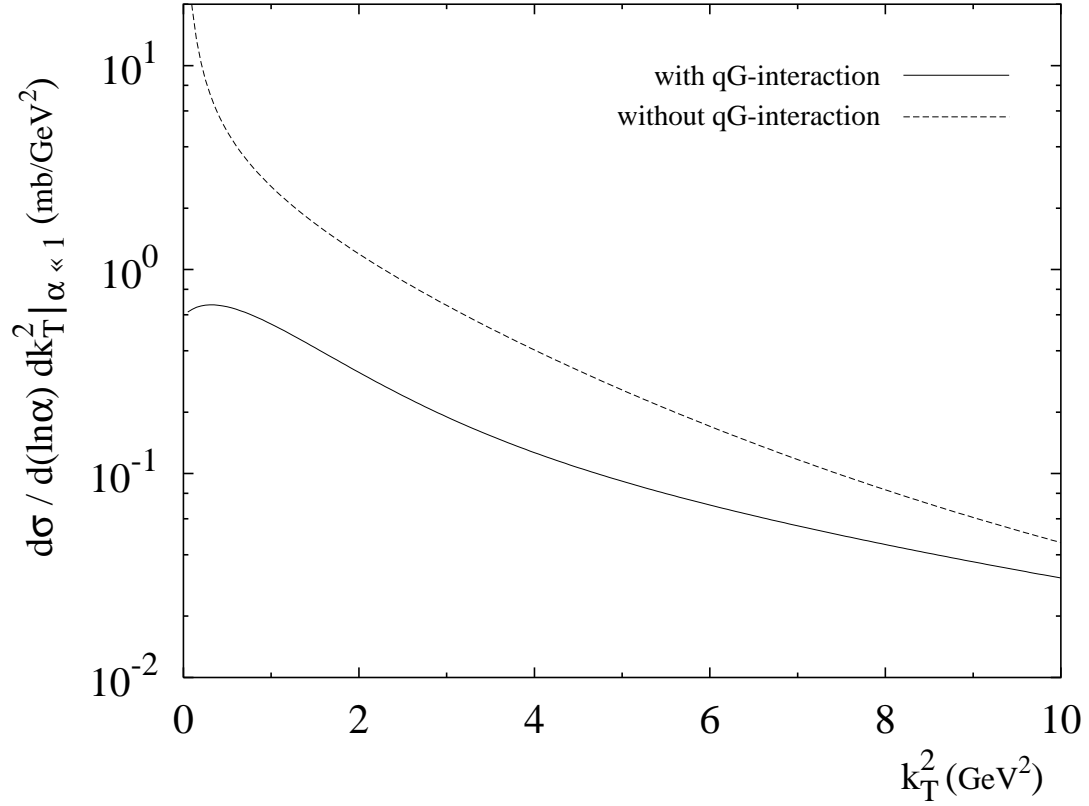


Figure 8: The same as in Fig. 7, but for a lead target.

analogous calculations [15] are incorrect.

We adjust the quark-gluon potential to data for the diffractive reaction $pp \rightarrow Xp$ which have the best accuracy and cover the largest range of energies and masses. We predict the single diffractive cross sections for pions, kaons and photons and find a substantial violation of Regge factorization.

We calculated nuclear shadowing for longitudinally polarized photons which are known as a sensitive probe for the gluon distribution using the Green function technique developed in [11] describing the evolution of a $q\bar{q}G$ system propagating through nuclear matter. The evolution equation includes the phase shift which depends on the effective mass of the

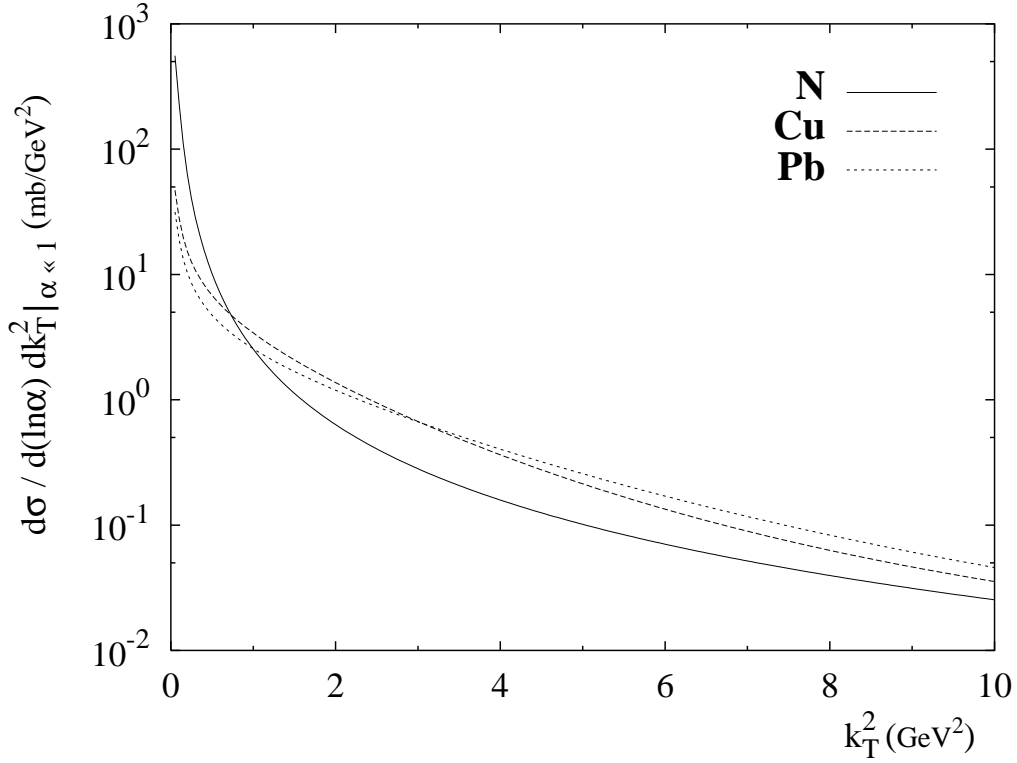


Figure 9: Comparison of the cross sections of gluon radiation per nucleon in the perturbative QCD limit for collisions of a quark with a nucleon (solid curve), copper (dashed curve) and lead (dotted curve) versus the transverse momentum squared of the gluon.

uctuation, nuclear attenuation which depends on the transverse separation and energy, and the distribution over transverse separation and longitudinal momenta of the partons which is essentially affected by the nonperturbative interaction of the gluon. The latter substantially reduces the effect of nuclear shadowing of gluons. We have found an x dependence for gluons which is quite different from that for quarks. These differences far beyond the simple Casimir factor $9/4$.

The nonperturbative interaction changes dramatically the transverse momentum distribution of gluon bremsstrahlung by a high energy quark interacting with a nucleon or a

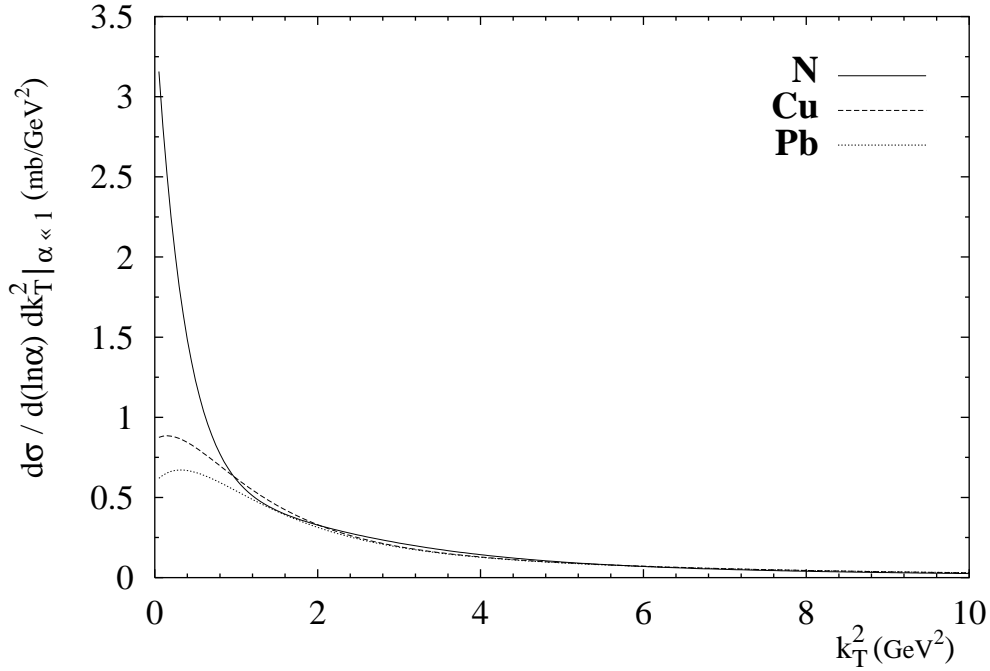


Figure 10: The same as in Fig. 9, but the nonperturbative interaction of gluons is included.

nucleus. The gluon radiation cross section at small k_T turns out to be suppressed by nearly two orders of magnitude compared to the expectations from perturbative QCD [41, 27]. Although these results concern the gluons radiated with $\alpha \neq 0$, it might also suppress gluon bremsstrahlung at larger α which is predicted [61] to contribute to the break up of charmonia produced in relativistic heavy ion collisions.

This effect is especially strong for nuclear targets where the nonperturbative interaction of radiated gluons creates a forward minimum in the transverse momentum distribution. This suppression is an additional contribution to nuclear shadowing calculated perturbatively in [41, 27] which also leads to a suppression of small transverse momenta. The results of our calculations presented in Figs. 7, 8 include both phenomena.

Nuclear shadowing for small transverse momenta of the radiated gluons is the same

effect as the saturation of parton densities at small x in nuclei as seen in the infinite momentum frame of the nucleus. This phenomenon is expected to be extremely important for the problem of quark-gluon plasma formation in relativistic heavy ion collisions. On the one hand, an increase of the mean transverse momentum of radiated gluons increases the produced transverse energy, on the other hand, it leads to a higher probability for such gluons to escape the interaction region without collisions, i.e. the gluon gas may not reach equilibrium [62].

Acknowledgements: We are grateful to Yuri Ivanov and Jorg Raufeisen for their constant assistance in numerical calculations and to Andrei Leonidov for useful discussion. A substantial part of this work was done when A.V.T. was employed by the Institut für Theoretische Physik der Universität, Heidelberg and was supported by the Gesellschaft für Schwerionenforschung, GSI, grant HD-HUFT.

Appendix A Di raction

A.1 General consideration

In this section we present a general analysis of di raction based on the eigenstate decomposition.

The off-diagonal di ractive scattering is a direct consequence of the fact that the interacting particles (hadrons, photon) are not eigenstates of the interaction Hamiltonian [63, 64]. They can be decomposed in a complete set of such eigenstates $|j\rangle$ [65, 66],

$$|j\rangle = \sum_k C_k^h |k\rangle; \quad (\text{A } 1)$$

where C_k^h are the amplitudes for the decomposition which obey the orthogonality conditions,

$$\begin{aligned} \sum_k C_k^{h^0} C_k^h &= \delta_{hh^0}; \\ \sum_h C_l^h C_k^h &= \delta_{lk}; \end{aligned} \quad (\text{A } 2)$$

We denote by $f_k = i_{k=2}$ the eigenvalues of the elastic amplitude operator \hat{f} . We assume that the amplitude is integrated over impact parameter, i.e. that the forward scattering elastic amplitude is normalized as $\int f_k^2 = 4 \int d^2k = 0$. We can then express the hadronic amplitudes, the elastic $f_{el}(hh)$ and off-diagonal diffractive $f_{dd}(hh^0)$ amplitudes as,

$$f_{el}(hh) = 2i \sum_k C_k^2 = 2ih; \quad (A.3)$$

$$f_{dd}(hh^0) = 2i \sum_k (C_k^{h^0})^y C_k^h : \quad (A.4)$$

Note that if all the eigenamplitudes are equal the diffractive amplitude (A.4) vanishes due to the orthogonality relation, (A.2). The physical reason is obvious. If all the f_k are identical the interaction does not affect the coherence between the different eigencomponents j_i of the projectile hadron j . Therefore, off-diagonal transitions are possible only due to differences between the f_k 's. For instance, in the two channel case,

$$f_{dd}(hh^0) = 2i (C_2^h)^y C_1^h (1 - 2) : \quad (A.5)$$

If one sums over all final states in the diffractive cross section one can use the completeness condition (A.2). Excluding the elastic channels one gets [65, 66, 4],

$$16 \frac{d}{dt} \bigg|_{t=0} = \sum_i C_i^2 = \sum_i C_i^2 = h_i^2 i - h_i^2; \quad (A.6)$$

This formula is valid only for the total (forward) diffractive cross section and cannot be used for exclusive channels.

A.2 Diffractive excitation of a quark, $q \rightarrow qG$

In this case we can restrict ourselves to the first two Fock components of the quark, a bare quark j_q and j_{qG} . Therefore, we can use Eq. (A.5). Thus, we arrive at the following expression for the forward amplitude of diffractive dissociation into a qG pair with transverse separation \sim ,

$$f_{dd}(q \rightarrow qG) \bigg|_{q_T=0} = i_{qG}(\sim) - qG(\sim) : \quad (A.7)$$

Both cross sections, σ_{qG} and σ_q are infra-red divergent, but this divergence is obviously the same and cancels in (A.7).

To regulate the divergence we can introduce a small gluon mass m_G , which will not enter the final result, and impose that for separations $r \rightarrow 1/m_G$ the dipole cross section is given by the additive quark limit, $\sigma_{qq}(r \rightarrow 1/m_G) = 2\sigma_q$. To find the convergent part of $\sigma_{qG}(\dots)$ we can make use of Eq. (47). Let us choose in (47) $r_1 \rightarrow 1/m_G$ and $r_2 \rightarrow 1/m_G$. Then the l.h.s. of (47) saturates at $\sigma_q + \sigma_{qG}(r_1)$. Here $\sigma_{qG}(r_1)$ is different from σ_q due to the color dipole moment of the qG system, i.e. due to $r_1 \neq 0$. Then (47) is modified to,

$$\sigma_q + \sigma_{qG}(r_1) = \frac{9}{8} \sigma_{qq}(r_1) + 2\sigma_q - \frac{2}{8} \sigma_q : \quad (A.8)$$

From this relation we obtain the combination of cross sections at the r.h.s. of Eq. (A.7) which takes the form,

$$f_{dd}(q \rightarrow qG)_{q_T=0} = i \sigma_{qG}(\dots) \frac{9}{8} \sigma_{qq}(\dots) : \quad (A.9)$$

Thus, we derived Eq. (58) in a simple and intuitive way. A more formal derivation based on direct calculation of Feynman diagrams is presented in Appendix B.1.

A.3 Diffractive gluon radiation by a qq pair

The diffractive amplitude of gluon radiation by a qq pair, $qq \rightarrow qqG$, can be easily derived in this approach. We restrict ourselves to two Fock components jjq and $jjqG$. Then the distribution amplitudes C_k^h get the meaning of distribution functions for these Fock states, namely $\sigma_{qq}(x_1, x_2; \dots)$ and $\sigma_{Gqq}(\tilde{x}_1; \tilde{x}_2; \dots; \tilde{x}_G)$, where the transverse coordinates are defined in (80). Summation over k in (A.1) – (A.4) now means integration over the transverse separations and summation over the Fock components. According to (A.4) – (A.5) the diffractive amplitude $f_{dd}(qq \rightarrow qqG)$ reads,

$$f_{dd}(qq \rightarrow qqG) = 2 \int_0^1 dx_1^2 dx_2^2 \sigma_{Gqq}(\tilde{x}_1; \tilde{x}_2; \dots; \tilde{x}_G) [\sigma_{Gqq}(\tilde{x}_1; \tilde{x}_2) - \sigma_{qq}(\tilde{x}_1, \tilde{x}_2)] : \quad (A.10)$$

Here we make use of the obvious relation $C^{qq}(\mathbf{x}) = \sigma(\mathbf{x})$. The total cross sections for the two Fock components qq and Gqq are introduced in (9) and (47).

The distribution amplitude for the Gqq fluctuation in the limit of $\alpha_s \rightarrow 0$ is easily guessed. Indeed, in this limit the impact parameters of the q and \bar{q} are not affected by gluon radiation. Therefore, the σ_{qqG} should be a product of the qq distribution function in the projectile hadron (photon) times the sum of the gluon distribution amplitudes corresponding to radiation of the gluon by q or \bar{q} ,

$$\sigma_{qqG}(\mathbf{x}_1; \mathbf{x}_2; \mathbf{x}; \mathbf{x}_G) = \sigma_{qq}(\mathbf{x}_1, \mathbf{x}_2; \mathbf{x}) \left[\sigma_G(\mathbf{x}_1; \frac{\mathbf{x}}{1}) + \sigma_G(\mathbf{x}_2; \frac{\mathbf{x}}{1}) \right]; \quad (\text{A.11})$$

where σ_{qq} and σ_G are defined in (18), (19) and in (54) respectively. Thus, we have arrived at Eq. (81). A more formal derivation based on the calculation of Feynman graphs is presented in the next Appendix.

After integration over $(\mathbf{x}_1 + \mathbf{x}_2)$ in (A.10) the amplitude of diffractive gluon radiation turns out to be proportional to the difference $(\sigma_1 - \sigma_2)$ between the cross sections of the colorless systems Gqq and qq . This is a straightforward consequence of the general property of off-diagonal diffractive amplitudes given in (A.5).

These conclusions are also valid for diffractive gluon radiation by a photon $N \rightarrow qqG N$. At first glance presence of a third channel, the photon, may change the situation and gluon radiation amplitude may not be proportional to $\sigma_1 - \sigma_2$. This is not true, however, since the relative weights of the qq and qqG components of the photon are the same as above as soon as they are generated perturbatively.

In the limit of purely perturbative interactions the same result as our Eq. (81) was obtained recently in [16] (Eq. (3.4)). However, the cross section for diffractive gluon radiation derived earlier in [3] (Eq. (60)) is not proportional to $(\sigma_1 - \sigma_2)^2$, but contains a linear term. We think that this is a consequence of improper application of relation (A.6) to an exclusive channel.

A.4 Diffractive electromagnetic radiation

The forward amplitude for photon (real or virtual) radiation by a quark is similar to that for gluon radiation (A.7), except that the photon does not interact strongly and one has to replace q_G by q ,

$$f_{dd}(q \rightarrow q) \Big|_{q_T=0} = i q \cdot (\vec{\epsilon} \sim) q = 0 : \quad (\text{A.12})$$

Thus, in order to radiate a photon the quark has to get a kick from the target, no radiation happens if the momentum transfer to the target is zero.

This conclusion is different from the expectation for diffractive Drell-Yan pair production of [17]. The latter was based on the conventional formula (A.10) which cannot be used for an exclusive channel (as well as for gluon radiation). Therefore, the diffractive Drell-Yan cross section should be much smaller than estimated in [17].

Nevertheless, a hadron as a whole can radiate diffractively a photon without momentum transfer as two of its quarks can participate in diffractive scattering, each of them may get a momentum transfer, while the total momentum transfer is zero.

Appendix B Diffraction: Feynman diagrams

B.1 $qN \rightarrow qGN$

For the example of diffractive excitation of a quark,

$$qN \rightarrow qGN ; \quad (\text{B.1})$$

we demonstrate in the following the techniques and approximations we use for the calculation of more complicated diffractive processes.

We use the following notations for the kinematics of (B.1): k_T and p_T are the transverse momenta of the final gluon and quark respectively; ξ is the fraction of the initial light-cone momentum carried by the gluon; $q_T = k_T + p_T$ is the total transverse momentum

of the final quark and gluon, and $\tilde{p}_T = (1 - \frac{K_T}{p_T}) p_T$ appears further on, when the transverse separations $\tilde{x}_G = \tilde{b} + (1 - \frac{K_T}{p_T}) \tilde{z}$ and $\tilde{x}_q = \tilde{b} + \frac{K_T}{p_T} \tilde{z}$ are inserted: $K_T = \tilde{x}_G + \tilde{x}_q = (K_T + p_T) \tilde{b} + (1 - \frac{K_T}{p_T} + \frac{K_T}{p_T}) \tilde{z}$.

We normalize the amplitude of (B.1) according to

$$\begin{aligned} \frac{d(\sigma_N \rightarrow \sigma_{GN})}{d\ln d^2 p_T d^2 q_T} &= \frac{1}{3} \sum_{\text{nu}, s} |A_s^{(i)}(q_T; \tilde{p}_T; \tilde{z})|^2 \\ &= \frac{1}{3} \sum_s \text{Tr} A_s^y(q_T; \tilde{p}_T; \tilde{z}) A_s(q_T; \tilde{p}_T; \tilde{z})^i; \end{aligned} \quad (\text{B.2})$$

where

$$A_s^{(i)} = (q^-)^y \hat{A}_s q^-_i; \quad (\text{B.3})$$

and $q^{(\pm)}$ are the color spinors of the quark in the initial and final states; s is the color index of the radiated gluon.

We assume that at high energies one can neglect the ratio of the real to imaginary parts of the amplitude for reaction (B.1). Then one can apply the generalized optical theorem (Cutkosky rules [49]),

$$\hat{A}(a \rightarrow b) = \frac{i}{2} \sum_c^P \hat{A}^y(b \rightarrow c) \hat{A}(a \rightarrow c); \quad (\text{B.4})$$

here \sum_c^P includes not only a sum over intermediate channels, but also an integration over the intermediate particle momenta.

To simplify the problem we switch to the impact parameter representation,

$$\hat{A}(\tilde{b}; \tilde{z}) = \frac{1}{(2\pi)^2} \int d^2 q d^2 p_T \hat{A}(q_T; \tilde{p}_T) \exp(iq \tilde{b} - i\tilde{p}_T \tilde{z}); \quad (\text{B.5})$$

Since the initial impact parameters are preserved during the interaction we sum only over intermediate channels in this representation.

We use the Born approximation, i.e. the lowest order in α_s , for the sake of clarity, and generalization is straightforward. In this case and for $a = fqNg$; $b = fqGNg$ only two intermediate states are possible in (B.4): $c_1 = fqN_8g$ and $c_2 = fqGN_8g$, where $N_8 = \beta q_1$

is the octet color state of the 3q system produced when the nucleon absorbs the exchanged gluon.

One should sum in (B.4) over all excitations f of the N_8 ,

$$\begin{aligned} \hat{A}_s(qN \rightarrow qGN) = & \sum_f^h \hat{A}_s^y(qGN \rightarrow qN_8) \hat{A}(qN \rightarrow qN_8) \\ & + \sum_{s^0} \hat{A}_{s^0}^y(qGN \rightarrow qGN_8) \hat{A}_{s^0}(qN \rightarrow qGN_8) : \end{aligned} \quad (B.6)$$

Here s^0 is the color index of the gluon in the intermediate state.

We skip the simple but lengthy details of calculation of the amplitudes on the r.h.s of (B.6) and present only the results.

$$\hat{A}(qN \rightarrow qN_8) = \int_r^D \int_f^E \hat{b}_1(i); \quad (B.7)$$

$$\begin{aligned} \hat{A}_s^0(qN \rightarrow qGN_8) = & \int_{s^0}^h \int_r^D \int_f^E \hat{b}_1(i) \int_{r s^0}^D \int_f^E \hat{b}_2(i) \\ & \int_{i f_{r s^0 p}}^D \int_p^E \hat{b}_3(i) \int_i^E \frac{p}{2} qG(i; \sim); \end{aligned} \quad (B.8)$$

$$\begin{aligned} \hat{A}_s(qGN \rightarrow qN_8) = & \int_r^h \int_s^D \int_f^E \hat{b}_1(i) \int_i^E \int_{s r}^D \int_f^E \hat{b}_2(i) \\ & \int_{i f_{r s p}}^D \int_p^E \hat{b}_3(i) \int_i^E \frac{p}{2} qG(i; \sim); \end{aligned} \quad (B.9)$$

$$\hat{A}_{ss^0}(qGN \rightarrow qGN_8) = \int_{ss^0}^D \int_r^E \int_f^E \hat{b}_2(i) + \int_{i f_{ss^0 r}}^D \int_f^E \hat{b}_3(i); \quad (B.10)$$

Here $b_1 = b$; $b_2 = b \sim$ are the impact parameters of the projectile and ejectile quarks in reaction (B.1), respectively; $b_3 = b + (1 - \sim)$ is the impact parameter of the radiated gluon; \sim is the transverse separation inside the qG system, and b is the distance from its center of gravity to the nucleon target; $qG(i; \sim)$ is the distribution function for the qG pair; $\gamma_r = \gamma_{2r}$ are the Gell-Mann matrices; $f_{r s p}$ is the structure constant for the SU(3) group. The matrices $\hat{b}_r(b_k)$; ($k = 1; 2; 3$) are the operators in coordinate and color space for the target quarks,

$$\hat{b}_r(b_k) = \sum_{j=1}^{X^3} \gamma_r^{(j)}(b_k - s_j) \quad (B.11)$$

$$\tilde{\chi} = \frac{1}{2} \int d^2 q \frac{s(q) \exp(iq \cdot \tilde{r})}{q^2 + \frac{1}{2}} ; \quad (B.12)$$

where s_i is the transverse distance between the j -th valence quark of the target nucleon and its center of gravity; the matrices $r^{(j)}$ act on the color indices of this quark. The matrix elements $\langle \hat{r}(\tilde{r}_k) \rangle$ between the initial $i = N$ and final $f = N_8$ states are expressed through the wave functions of these states. The effective infra-red cut off in (B.12) does not affect our results, which are infra-red stable due to color screening effects.

Substitution of (B.7)-(B.10) into (B.6) results in,

$$\begin{aligned} \hat{A}_s(qN \rightarrow qGN) = & \frac{i}{2} \sum_{s, r, r^0} \langle \hat{r}(\tilde{r}_1) \rangle_{rr^0} \langle \hat{r}(\tilde{r}_2) \rangle_{rr^0} + i f_{rsp} \sum_{r^0} \langle \hat{r}(\tilde{r}_3) \rangle_{rr^0} \\ & + \sum_{s, r, r^0} \langle \hat{r}(\tilde{r}_1) \rangle_{rr^0} \langle \hat{r}(\tilde{r}_2) \rangle_{rr^0} - i f_{rsp} \sum_{r^0} \langle \hat{r}(\tilde{r}_3) \rangle_{rr^0} \\ & + \frac{i}{3} \sum_{s, r, r^0} \langle \hat{r}(\tilde{r}_1) \rangle_{rr^0} \langle \hat{r}(\tilde{r}_2) \rangle_{rr^0} \langle \hat{r}(\tilde{r}_3) \rangle_{rr^0} - i f_{s^0 r^0 p} \sum_{r^0} \langle \hat{r}(\tilde{r}_3) \rangle_{rr^0} \\ & - \frac{1}{2} \sum_{qG} \langle \tilde{\chi} \rangle ; \end{aligned} \quad (B.13)$$

where

$$\langle \hat{r}(\tilde{r}_k) \rangle_{rr^0} = \sum_f \langle \hat{r}(\tilde{r}_k) \rangle_{rr^0}^f \langle \hat{r}(\tilde{r}_1) \rangle_{rr^0}^E ; \quad (B.14)$$

We sum in (B.13) over all excitations of the two color octet states of the $3q$ system. To have a complete set of states we have to include also color singlet and decuplet $\beta q i$ states. As these states cannot be produced via single gluon exchange, they do not contribute and we can simply extend the summation in (B.14) to the complete set of states and get,

$$\langle \hat{r}(\tilde{r}_k) \rangle_{rr^0} = \sum_i \langle \hat{r}(\tilde{r}_k) \rangle_{rr^0}^D \langle \hat{r}(\tilde{r}_1) \rangle_{rr^0}^E ; \quad (B.15)$$

In the matrix element (B.15) we average over color indices of the valence quarks and their relative coordinates in the target nucleon. To do so one should use the relation,

$$\sum_{r^{(j)}} \langle \hat{r}(\tilde{r}_k) \rangle_{rr^0}^D = \begin{cases} \frac{1}{6} \sum_{rr^0} & (j = j^0) \\ \frac{1}{12} \sum_{rr^0} & (j \neq j^0) \end{cases} \quad (B.16)$$

Then, Eq. (B.15) can be represented as,

$$\langle \hat{r}(\tilde{r}_k) \rangle_{rr^0} = \frac{3}{4} \sum_{rr^0} S(\tilde{r}_k; \tilde{r}_1) ; \quad (B.17)$$

where $S(\vec{b}_k; \vec{b}_l)$ is a scalar function of two vector variables,

$$S(\vec{b}_k; \vec{b}_l) = \frac{2}{9} \int_{j=1}^Z d^2 s \int_{j^0}^3 \frac{1}{2} \frac{x}{j^0} (\vec{b}_k - \vec{s}) \cdot (\vec{b}_l - \vec{s}) (\vec{b}_k - \vec{s}) \cdot (\vec{b}_l - \vec{s})^5 j_{3q} (fsg) j^2 : \quad (B.18)$$

This function is directly related to the qq dipole cross section (5),

$$\sigma_{qq}(\vec{r}_1, \vec{r}_2) = \int d^2 b \int^h S(\vec{b} + \vec{r}_1; \vec{b} + \vec{r}_1) + S(\vec{b} + \vec{r}_2; \vec{b} + \vec{r}_2) - 2 S(\vec{b} + \vec{r}_1; \vec{b} + \vec{r}_2) : \quad (B.19)$$

According to (B.17) and (B.18) the function $S(\vec{b}_k; \vec{b}_l)$ is symmetric under the replacement $\vec{b}_k \leftrightarrow \vec{b}_l$. Therefore, the terms proportional to $S(\vec{b}_1; \vec{b}_2)$ and $S(\vec{b}_2; \vec{b}_1)$ in (B.13) cancel, as well as the terms proportional to $S(\vec{b}_1; \vec{b}_3)$ and $S(\vec{b}_3; \vec{b}_1)$. At the same time, the terms proportional to $S(\vec{b}_2; \vec{b}_3)$ and $S(\vec{b}_3; \vec{b}_2)$ add up.

Making use of the relations,

$$\begin{aligned} r_r &= 4=3 \\ f_{ss^0r} f_{s^0rp} &= 3_{sp} \\ i f_{rsp} p_r &= \frac{3}{2} s ; \end{aligned} \quad (B.20)$$

we arrive at the final result for the amplitude of diffractive dissociation of a quark ($qN \rightarrow qG N$) in impact parameter representation,

$$\begin{aligned} \hat{A}_s(\vec{b}; \vec{r};) &= \frac{i 3^p \bar{3}}{16^h} s_{qG} (; \vec{r}) \frac{4}{3} \int_{io}^h S(\vec{b}_1; \vec{b}_1) - S(\vec{b}_2; \vec{b}_2) \\ &+ 3 S(\vec{b}_1; \vec{b}_3) - S(\vec{b}_3; \vec{b}_3) : \end{aligned} \quad (B.21)$$

The diffraction amplitude in momentum representation reads,

$$\hat{A}_s(q_T; \vec{r}_T;) = \frac{1}{(2)^2} \int d^2 b d^2 \hat{A}_s(\vec{b}; \vec{r};) \exp i q_T \vec{b} + i \vec{r}_T \cdot \vec{r} : \quad (B.22)$$

Using (B.19) and the above mentioned symmetry of $S(\vec{r}_1; \vec{r}_2)$ we obtain a very simple expression for the forward ($q_T = 0$) diffraction amplitude which is related to the dipole cross section,

$$\hat{A}_s(0; \vec{r}_T;) = \frac{i 9^p \bar{3}}{32 (2)^2} s \int d^2 \sigma_{qG} (; \vec{r}) \sigma_{qq}(\vec{r}) e^{i \vec{r}_T \cdot \vec{r}} : \quad (B.23)$$

Eventually, the forward di-ractive dissociation cross section of a quark reads,

$$\begin{aligned} \frac{d}{d(\ln) d^2 q_T} \Big|_{q_T=0} &= \frac{1}{3} \int d^2 \tau \int d^2 s \text{Tr} \hat{A}_s^y(0; \tilde{\tau};) \hat{A}_s(0; \tilde{\tau};) \\ &= \frac{1}{(4\pi)^2} \int d^2 q_G (i\tilde{\tau}) \frac{9}{8} q_G(\tilde{\tau})^2 : \end{aligned} \quad (\text{B } 24)$$

We should emphasize that all above calculations are done for an arbitrary .

B.2 Di-ractive gluon radiation by a qq pair

Gluon radiation is an important contribution to the di-ractive dissociation of a (virtual) photon,

$$N \rightarrow qqGN : \quad (\text{B } 1)$$

In analogy to the previous section we make use of the generalized unitarity relation,

$$\begin{aligned} \hat{A}_s(N \rightarrow qqGN) &= \frac{i}{2} \int_f^h \hat{A}_s(qqGN \rightarrow qqN_g) \hat{A}(N \rightarrow qqN_g) \\ &+ \int_{s^0}^x \hat{A}_{ss^0}(qqGN \rightarrow qqGN_g) \hat{A}_{s^0}(N \rightarrow qqGN_g) ; \end{aligned} \quad (\text{B } 2)$$

where the amplitudes are defined as follows,

$$\hat{A}(N \rightarrow qqN_g) = \int_r^h \int_f^D \hat{f}_r(\tilde{b}_1) \int_i^E \int_r^D \hat{f}_r(\tilde{b}_2) \int_i^{Ei} q_q(\tilde{\tau}_1, \tilde{\tau}_2;) \int_{11_1}^{Ei} ; \quad (\text{B } 3)$$

$$\begin{aligned} \hat{A}_{s^0}(N \rightarrow qqN_g) &= \frac{i}{2} \int_{s^0}^p \int_p^{\bar{3}} \int_p^h \hat{f}_r(\tilde{b}_1) \int_i^E \int_r^D \hat{f}_r(\tilde{b}_3) \int_i^{Ei} q_q(\tilde{\tau}_1) \\ &+ \int_p^h \hat{f}_r(\tilde{b}_2) \int_i^E \int_r^D \hat{f}_r(\tilde{b}_3) \int_i^{Ei} q_q(\tilde{\tau}_2) \int_{11_1}^{Ei} q_q(\tilde{\tau}_1, \tilde{\tau}_2;) \int_{11_1}^{Ei} ; \end{aligned} \quad (\text{B } 4)$$

$$\begin{aligned} \hat{A}_s(qqGN \rightarrow qqN_g) &= \frac{i}{2} \int_{s^0}^p \int_p^{\bar{3}} \int_p^h \hat{f}_r(\tilde{b}_1) \int_i^E \int_r^D \hat{f}_r(\tilde{b}_3) \int_i^{Ei} q_q(\tilde{\tau}_1) \\ &+ \int_p^h \hat{f}_r(\tilde{b}_2) \int_i^E \int_r^D \hat{f}_r(\tilde{b}_3) \int_i^{Ei} q_q(\tilde{\tau}_2) \int_{11_1}^{Ei} ; \end{aligned} \quad (\text{B } 5)$$

$$\begin{aligned} \hat{A}_{ss^0}(qqGN \rightarrow qqGN_g) &= \int_r^D \hat{f}_r(\tilde{b}_1) \int_i^E \int_{ss^0}^D + \int_r^D \hat{f}_r(\tilde{b}_2) \int_i^E \int_{ss^0}^D \\ &+ \int_{ss^0}^D \hat{f}_r(\tilde{b}_3) \int_i^E : \end{aligned} \quad (\text{B } 6)$$

Here $\tilde{b}_1 = \tilde{b} + \tilde{r}_1$, $\tilde{b}_2 = \tilde{b} + \tilde{r}_2$, $\tilde{b}_3 = \tilde{b} + \tilde{r}_3$ are the impact parameters of the quark, antiquark and gluon respectively; \tilde{b} is the photon impact parameter; $\tilde{r}_{1,2} = \tilde{r} \otimes \tilde{r}_{2,1}$; \tilde{r}_{qq} and $\tilde{r}_{q\bar{q}}$ are spatial and color parts of the qq-component of the photon wave function, respectively. The matrices $\tilde{r} = \tilde{r}^2$ and $\tilde{r} = \tilde{r}^2$ act on the color indices of quark and antiquark respectively. The indices s ; s^0 mark the color states of the gluons in intermediate and final states.

Note that the condition of color neutrality of the singlet state $\tilde{r}_{q\bar{q}}$ leads to the relation,

$$(\tilde{r} + \tilde{r}) \tilde{r}_{q\bar{q}} = 0 \quad (B.7)$$

Substitution of (B.2) – (B.6) into (B.1) leads to the following expression for the amplitude of diffractive dissociation of the photon,

$$\begin{aligned} \hat{A}^N(\tilde{N} \rightarrow qqGN) &= \frac{i3^P \bar{3}^N}{16} \{ if_{srp} [\tilde{p}_r + \tilde{r}_p] s(\tilde{b}_1; \tilde{b}_1) s(\tilde{b}_3; \tilde{b}_1) \\ &+ if_{srp} [\tilde{p}_r + \tilde{r}_p] s(\tilde{b}_1; \tilde{b}_2) s(\tilde{b}_3; \tilde{b}_2) + f_{ss^0r} f_{s^0rp} s(\tilde{b}_3; \tilde{b}_1) s(\tilde{b}_3; \tilde{b}_2) \\ &+ if_{srp} [\tilde{p}_r + \tilde{r}_p] s(\tilde{b}_2; \tilde{b}_2) s(\tilde{b}_2; \tilde{b}_3) + if_{srp} [\tilde{p}_r + \tilde{r}_p] s(\tilde{b}_2; \tilde{b}_1) s(\tilde{b}_3; \tilde{b}_1) \\ &+ f_{ss^0r} f_{s^0rp} s(\tilde{b}_3; \tilde{b}_2) s(\tilde{b}_3; \tilde{b}_3) \} \tilde{r}_{q\bar{q}}^o(\tilde{r}_2) \tilde{r}_{q\bar{q}}(\tilde{r}_1, \tilde{r}_2); \end{aligned} \quad (B.8)$$

where we made use of the completeness condition, $\sum_f \tilde{r}_{fhf} = 1$ (see Appendix B.1).

In order to simplify Eq. (B.8) we apply a few relations as follows. Since $f_{srp} = f_{spr}$ we find

$$f_{srp} [\tilde{p}_r + \tilde{r}_p] = f_{spr} [\tilde{p}_r + \tilde{r}_p] = 0 : \quad (B.9)$$

Then, relying on the condition (B.7) we find,

$$\begin{aligned} (\tilde{p}_r + \tilde{r}_p) \tilde{r}_{q\bar{q}}^i &= 2 \tilde{p}_r \tilde{r}_{q\bar{q}}^i \\ &= 2 \tilde{p}_r \tilde{r}_{q\bar{q}}^i; \end{aligned} \quad (B.10)$$

$$\begin{aligned} (\tilde{p}_r + \tilde{r}_p) \tilde{r}_{q\bar{q}}^i &= 2 \tilde{p}_r \tilde{r}_{q\bar{q}}^i \\ &= 2 \tilde{p}_r \tilde{r}_{q\bar{q}}^i : \end{aligned} \quad (B.11)$$

$$\begin{aligned} \text{if}_{\text{srp}} \text{ p r} &= \frac{3}{2} \text{ s } ; \\ \text{if}_{\text{srp}} \text{ p r} &= \frac{3}{2} \text{ s } ; \\ \text{f}_{\text{ss}^0\text{r}} \text{ f}_{\text{s}^0\text{rp}} &= 3 \text{ sp } ; \end{aligned} \tag{B.12}$$
$$\hat{A}_s(N! \text{ qG N}) = \frac{9^p \bar{3}}{16^h} [s_{\text{qG}}(\sim_1) + s_{\text{qG}}(\sim_2)] \prod_{i=1}^p (s_{\text{qG}}(\sim_i) + s_{\text{qG}}(\sim_{i+1})) : \quad (\text{B.13})$$
$$P(\mathbf{b}_1; \mathbf{b}_2; \mathbf{b}_3) = \frac{1}{2} \frac{\text{nh}}{\text{h}} \frac{s(\mathbf{b}_2; \mathbf{b}_3) + s(\mathbf{b}_1; \mathbf{b}_3) - s(\mathbf{b}_1; \mathbf{b}_2) - s(\mathbf{b}_3; \mathbf{b}_3)}{s(\mathbf{b}_1; \mathbf{b}_1) + s(\mathbf{b}_2; \mathbf{b}_2) - 2s(\mathbf{b}_1; \mathbf{b}_2) - s(\mathbf{b}_2; \mathbf{b}_2) + s(\mathbf{b}_3; \mathbf{b}_3) - 2s(\mathbf{b}_2; \mathbf{b}_3)} \frac{i}{\text{io}} \frac{h}{\text{h}} \frac{s(\mathbf{b}_1; \mathbf{b}_1) + s(\mathbf{b}_3; \mathbf{b}_3) - 2s(\mathbf{b}_1; \mathbf{b}_3)}{s(\mathbf{b}_1; \mathbf{b}_1) + s(\mathbf{b}_3; \mathbf{b}_3) - 2s(\mathbf{b}_1; \mathbf{b}_3)} : \quad (\text{B } 14)$$
$$= \frac{1}{2} \frac{d^2 b \hat{A}_s}{d\tau^2} (\tau_1, \tau_2) + \frac{p_3}{2} s_{QG}(\tau_1) + \frac{p_3}{2} s_{QG}(\tau_2) + \frac{p_3}{2} s_{QG}(\tau_1, \tau_2); \quad (B.15)$$
$$\frac{d(N! \alpha_G N)}{d(\ln G) d\alpha_F} \bigg|_{\alpha_F=0} = \frac{1}{(4)^2} d^2_{-1} d^2_{-2} d^2_{-3} \alpha_F(\sim_1 \sim_2;)$$

B.3 D i r a c t i v e p h o t o n r a d i a t i o n , $q N \rightarrow q N$

D i r a c t i v e e l e c t r o m a g n e t i c r a d i a t i o n i s c a l c u l a t e d i n a n a l o g y t o w h a t w a s d o n e i n A p p e n d i x B.1 f o r g l u o n r a d i a t i o n . S i n c e t h e p h o t o n d o e s n o t i n t e r a c t w i t h t h e g l u o n i c f i e l d o f t h e t a r g e t t h e s t r u c t u r e o f a l l t h e a m p l i t u d e s i n t h e r e l a t i o n ,

$$\begin{aligned} \hat{A}(qN \rightarrow qN) &= \frac{i}{2} \int \frac{d^4x}{x^+} \hat{A}^y(qN \rightarrow qN_8) \hat{A}(qN \rightarrow qN_8) \\ &+ \hat{A}^y(qN \rightarrow qN_8) \hat{A}(qN \rightarrow qN_8) ; \end{aligned} \quad (B.1)$$

t u r n s o u t t o b e m u c h s i m p l e r .

$$\hat{A}(qN \rightarrow qN_8) = \int \frac{d^4x}{x^+} \hat{A}^y(\tilde{b}_1) ; \quad (B.2)$$

$$\hat{A}(qN \rightarrow qN_8) = \int \frac{d^4x}{x^+} \hat{A}^y(\tilde{b}_2) ; \quad (B.3)$$

$$\begin{aligned} \hat{A}(qN \rightarrow qN_8) &= \hat{A}(qN \rightarrow qN_8) \\ &= \int \frac{d^4x}{x^+} \hat{A}^y(\tilde{b}_1) \int \frac{d^4x}{x^+} \hat{A}^y(\tilde{b}_2) \int \frac{d^4x}{x^+} \hat{A}^y(\tilde{b}_2) ; \end{aligned} \quad (B.4)$$

H e r e $\tilde{b}_1 = \tilde{b}$, $\tilde{b}_2 = \tilde{b} + \tilde{z}$ a r e t h e i m p a c t p a r a m e t e r s o f t h e q u a r k b e f o r e a n d a f t e r r a d i a t i o n o f t h e p h o t o n ; \tilde{z} i s t h e t r a n s v e r s e s e p a r a t i o n b e t w e e n t h e q u a r k a n d p h o t o n i n t h e i n i t i a l s t a t e ; a n d \tilde{z} i s t h e f r a c t i o n o f t h e q u a r k l i g h t c o n e m o m e n t u m c a r r i e d a w a y b y t h e p h o t o n .

$\hat{A}^y(\tilde{b}; \tilde{z})$ i s t h e d i s t r i b u t i o n f u n c t i o n f o r t h e q u a r k f l u c t u a t i o n o f t h e q u a r k . T h e i n i t i a l , j f i , a n d f i n a l , j f i , s t a t e s o f t h e t a r g e t , a s w e l l a s t h e o p e r a t o r s $\hat{A}^y(\tilde{b}_k)$ ($k = 1, 2$) a r e t h e s a m e a s i n A p p e n d i x B.1 .

A f t e r s u b s t i t u t i o n o f (B.2) i n (B.4) i n t o (B.1) w e g e t ,

$$\hat{A}(qN \rightarrow qN) = \frac{i}{2} \int \frac{d^4x}{x^+} \hat{A}^y(\tilde{b}_1; \tilde{b}_1) \hat{A}^y(\tilde{b}_1; \tilde{b}_2) + \hat{A}^y(\tilde{b}_2; \tilde{b}_1) \hat{A}^y(\tilde{b}_2; \tilde{b}_2) ; \quad (B.5)$$

H e r e t h e f u n c t i o n s $\hat{A}^y(\tilde{b}_k; \tilde{b}_l)$ a r e d e f i n e d i n A p p e n d i x B.1 T h e n , t h e a m p l i t u d e i n i m p a c t p a r a m e t e r r e p r e s e n t a t i o n r e a d s ,

$$\hat{A}(\tilde{b}; \tilde{z}) = \frac{i}{2} \int \frac{d^4x}{x^+} \hat{A}^y(\tilde{b}_1; \tilde{b}_1) \hat{A}^y(\tilde{b}_2; \tilde{b}_2) = \frac{i}{2} \int \frac{d^4x}{x^+} \hat{A}^y(\tilde{b}; \tilde{b}) \hat{A}^y(\tilde{b}; \tilde{b} + \tilde{z}) ; \quad (B.6)$$

After Fourier transform to the momentum representation we get for the forward diffractive amplitude of photon radiation,

$$A(q_T; \tilde{\gamma}_T) \Big|_{q_T=0} = \frac{1}{(2\pi)^2} \int d^2b d^2 \exp i q_T b + i \tilde{\gamma}_T \sim \hat{A}(q_T; \tilde{\gamma}_T) \Big|_{q_T=0} = 0 : \quad (B.7)$$

Thus, the direct calculation of Feynman diagrams confirms our previous conclusion (Appendix A.4) that a quark does not diffractively emit electromagnetic radiation if the momentum transfer with the target is zero (as different from the statement in [17]). A hadron, however, can radiate in forward scattering.

Appendix C The triple-Pomeron coupling

In the limit of vanishing quark and gluon masses the quark-gluon wave function (54) retains only the second term $\sim \tilde{\gamma}_1$ which has the form (27). Bilinear combinations of this wave function averaged over polarizations can be represented as follows,

$$j_{\perp 1}(\tilde{\gamma}_i; \gamma) j_{\perp}^2 = \frac{1}{(2\pi)^2} \int_{b(\gamma)^2} d^2t e^{t \frac{\gamma}{i}} ; \quad (C.1)$$

$$\tilde{\gamma}_1(\tilde{\gamma}_i; \gamma) \tilde{\gamma}_1(\tilde{\gamma}_k) = \frac{\tilde{\gamma}_i \cdot k}{(2\pi)^2} \int_{b^2(\gamma)=2} d^2u \int_{b^2(\gamma)=2} d^2t e^{t \frac{\gamma}{i} u \frac{\gamma}{i}} : \quad (C.2)$$

This together with (30) and (77) allows to integrate analytically over the coordinates of the quarks and the gluon in (76). Finally integrating over t and u we arrive at,

$$G_{3P}(N, N \rightarrow X, N) = \frac{s}{(4\pi)^2} \frac{9}{8} \int_0^2 F_1(x; z) F_2(x; z) ; \quad (C.3)$$

where $x = b^2(0) \frac{\gamma}{0}$, $z = z_N = 2hr^2 i_p = \frac{\gamma}{0}$, and

$$\begin{aligned} F_1(x; z) = & \ln \frac{(x+1)^2}{x(x+2)} + 2s_1 \ln \frac{(x+1)(x+s_1)}{x(1+x+s_1)} \\ & + \frac{2}{3} s_2 \ln \frac{s_1 x + s_2}{x s_1} \ln \frac{x+2s_2}{x} \\ & + \frac{1}{3} s_3 s_4 \ln \frac{s_1 x + s_3 s_4}{x s_1} \ln \frac{x+2s_4}{x} : \end{aligned} \quad (C.4)$$

$$\begin{aligned} s_1 &= \frac{1}{1+z}; & s_2 &= \frac{1}{1+2z}; & s_3 &= \frac{2}{2+z}; \\ s_4 &= \frac{2}{2+3z}; & s_5 &= \frac{4}{4+3z}; \end{aligned} \quad (C.5)$$

i= 1	g= 2=3;	= 1=z+ 2;	=	= x=2+ ;	
i= 2	g= 2;	= 1=z+ 1;	=	= x=2+ ;	
i= 3	g= 10=3;	= 1=z+ 1;	=	= x=2+ ;	= + 1 ;
i= 4	g= 1;	= 1=z;	=	= x=2+ ;	
i= 5	g= 4;	= 1=z;	=	= x=2+ ;	= + 1 ;
i= 6	g= 5=3;	= 1=z+ 2;	=	= x=2+ + 1 ;	
i= 7	g= 2;	= 1=z;	=	= x=2+ ;	= + 2 ;
i= 8	g= s ₄ =3;	= 1=z+ 1=2;	=	= x=2+ ;	
i= 9	g= 2s ₃ =3;	= 1=z+ s ₅ =4;	=	= x=2+ ;	= + 1 ;
i= 10	g= 2s ₅ =3;	= 1=z+ 1+ s ₅ =4;	=	= x=2+ ;	
i= 11	g= s ₄ =3;	= 1=z s ₄ =2	=	= x=2+ + s ₄ ;	
i= 12	g= 2s ₃ =3;	= 1=z+ 1 s ₃ =4;	=	= x=2+ + s ₃ =2 ;	
i= 13	g= 2s ₃ =3;	= 1=z s ₃ =4;	=	= x=2+ + s ₃ =2;	= + 1 ;
i= 14	g= 2s ₄ =3;	= 1=z;	=	= x=2+ + 1=2;	= x=2+ + s ₄ =2 :

(C.7)

60

number of valence quarks) and has a form similar to (C.3),

$$G_{3P}(M \rightarrow N \rightarrow X \rightarrow N) = \frac{2}{3} \frac{s}{(4)^2} \frac{9}{8} \int_0^2 F_{1,2}^M(x; z_M) F_2^M(x; z_M) ; \quad (C.9)$$

but $z_M = R^2 = \frac{2}{0} \in z_N$ and the functions $F_{1,2}^M$ are different too. The expression for $F_1^M(x; z_M)$ results from $F_1(x; z)$ via the replacement $s_3 \rightarrow 1, s_4 \rightarrow s_2$ and $z \rightarrow z_M$.

The expression for $F_2(x; z_M)$ follows from $F_2(x; z)$ after moderate modifications in (C.7): $g(1) = 1, g(3) = 4, g(6) = 2$, all $g(i) = 0$ for $i \geq 8$ and $z \rightarrow z_M$.

In the case of diffractive dissociation of a photon, the calculations are more complicated since the spatial distribution of quarks in the photon is very different from a Gaussian. Nevertheless, it can be represented as a superposition of Gaussians,

$$j \rightarrow qq(x; z) = \frac{e_m N_c}{2} \frac{Z_q^2}{Z^2} \int_0^1 \frac{dR^2}{R^2} \frac{1}{R^2} e^{-r^2/R^2} ; \quad (C.10)$$

Then, the effective coupling $G_{3P}(N \rightarrow X \rightarrow N)$ takes a form similar to (C.3) and (C.9),

$$G_{3P}(N \rightarrow X \rightarrow N) = \frac{2}{6} \frac{e_m s N_c}{(2)^3} \frac{Z_q^2}{Z^2} \frac{9}{8} \int_0^2 F_1(x; z) F_2(x; z) ; \quad (C.11)$$

where $z = [a^2(\cdot) \frac{2}{0}]^1$ and

$$F_{1,2}(x; z) = \int_0^z \frac{dv}{v} F_{1,2}^M(x; v) ; \quad (C.12)$$

References

- [1] J.B. Kogut and D.E. Soper, Phys. Rev. D 1 (1970) 2901;
- [2] J.M. Bjorken, J.B. Kogut and D.E. Soper, D 3 (1971) 1382
- [3] N.N. Nikolaev and B.G. Zakharov, Z. Phys. C 49 (1991) 607
- [4] A.B. Zamolodchikov, B.Z. Kopeliovich and L.I. Lapidus, Sov. Phys. JETP Lett. 33 (1981) 612

- [5] A .H .M ueller, Nucl. Phys. B 415 (1994) 373; A .H .M ueller and B .P atel, Nucl. Phys. B 425 (1994) 473
- [6] B .Z .K opeliovich and B .G .Z akharov: Phys. Rev. D 44 (1991) 3466.
- [7] J .H ufn er and B .P ovh, Phys. Rev. D 46 (1992) 990
- [8] L .L .F rankfurt, W .K oepf and M .S trikm an, Phys. Rev. D 54 (1996) 3194
- [9] K .G olec-B iernat and M .W ustho , Phys. Rev. D 59 (1999) 014017; Saturation in D i ractive D eep Inelastic Scattering, hep-ph/9903358
- [10] J .R .F orshaw , G .K erley, G .S haw , Extracting the dipole cross-section from photo- and electro-production total cross-section data, hep-ph/9903341
- [11] B .Z .K opeliovich, J .R aufeisen and A .V .T arasov, Phys. Lett. B 440 (1998) 151
- [12] J .R aufeisen, A .V .T arasov and O .V oskresenskaya, Eur. Phys. J. A 5 (1999) 173
- [13] B .G .Z akharov, Phys. Atom .Nucl. 61 (1998) 838
- [14] T .S chafer, E .V .S huryak, Rev. M od. Phys. 70 (1998) 323
- [15] N .N .N ikolaev and B .G .Z akharov, Z .Phys. C 64 (1994) 631; M .G enovese, N .N .N ikolaev and B .G .Z akharov, J .Exp. Theor. Phys. 81 (1995) 633
- [16] J .B artels, H .J ung and M .W ustho , Q uark-A ntiquark-G luon Jets in D IS di ractive dissociation, hep-ph/9903265
- [17] B .Z .K opeliovich, Phys. Lett. B 447 (1999) 308
- [18] L .L .F rankfurt, S .L iuti and M .J .S trikm an, Phys. Rev. Lett. 65 (1990) 1725
- [19] L .M cLerran and R .V enugopalan, Phys. Rev. D 49 (1994) 2233; D 49 (1994) 3352; D 50 (1994) 2225

- [20] K.J.Eskola, V.J.Kolhinen and P.V.Ruuskanen, Nucl.Phys.B 535 (1998) 351
- [21] L.L.Frankfurt and M.I.Strikman, Diffraction at HERA, Color Opacity and Nuclear Shadowing, hep-ph/9812322
- [22] L.A.Ivero, L.L.Frankfurt and M.I.Strikman, Eur.Phys.J.A 5 (1999) 97
- [23] G.Piller and W.Wiese, Nuclear Deep-Inelastic Lepton Scattering and Coherence Phenomena, hep-ph/9908230
- [24] V.N.Gribov, Sov.Phys.JETP 29 (1969) 483; 30 (1970) 709
- [25] L.A.Ivero, J.C.Collins and J.J.Whitmore, Phys.Rev.D 59 (1999) 074022
- [26] L.A.Ivero, J.C.Collins and J.J.Whitmore, Tests of Factorization in Diffractive Charm Production and Double Pomeron Exchange, hep-ph/9806340
- [27] B.Z.Kopeliovich, A.Schafer and A.V.Tarasov, Phys.Rev.C 59 (1999) 1609 (extended version in hep-ph/9808378)
- [28] I.Halperin and A.Zhitnitsky, Phys.Rev.D 56 (1997) 184
- [29] R.P.Feynman and A.R.Gibbs, Quantum Mechanics and Path Integrals, McGraw-Hill Book Company, NY 1965
- [30] F.E.Low, Phys.Rev.D 12 (1975) 163
- [31] S.Nussinov, Phys.Rev.Lett. 34 (1975) 1986
- [32] B.Z.Kopeliovich and B.Povh, Mod.Phys.Lett.A 13 (1998) 3033
- [33] S.Amendolia et al, Nucl.Phys.B 277 (1986) 186
- [34] Review of Particle Physics, R.M.Barnett et al, Phys.Rev.D 54 (1996) 191
- [35] H1 Collaboration, S.Aid et al, Z.Phys.C 69 (1995) 27

- [36] ZEUS Collaboration, M. Derrick et al., Phys. Lett. 293B (1992) 465
- [37] Yu M. Kazarinov, B. Z. Kopeliovich, L.I. Lapidus and I.K. Potashnikova, JETP 70 (1976) 1152
- [38] J. Hufner, B. Z. Kopeliovich, J. Nemchik, Phys. Lett. B 383 (1996) 362
- [39] The HERMES Collaboration, K. Ackersta et al., Phys. Rev. Lett. 82 (1999) 3025
- [40] G. R. Brookes et al., Phys. Rev. D 8 (1973) 2826; E. A. Akel'ian et al., Phys. Lett. 79B (1978) 143
- [41] Y. V. Kovchegov and A. H. Mueller, Nucl. Phys. B 529 (1998) 451
- [42] U. A. Wiedemann and M. Gyulassy, Transverse Momentum Dependence of the Landau-Pomeranchuk-Migdal Effect, hep-ph/9906257
- [43] B. Z. Kopeliovich, Soft Component of Hard Reactions and Nuclear Shadowing (DIS, Drell-Yan reaction, heavy quark production), in proc. of the Workshop Hirschegg'95: Dynamical Properties of Hadrons in Nuclear Matter, Hirschegg, January 16-21, 1995, ed. by H. Feldmeier and W. Norenberg, Darmstadt, 1995, p. 102 (hep-ph/9609385)
- [44] S. J. Brodsky, A. H. Recker and E. Quack, Phys. Rev. D 55 (1997) 2584
- [45] V. Novikov, M. Shifman, A. Vainshtein and V. Zakharov, Nucl. Phys. B 191 301
- [46] A. Casher, H. Neubereger and S. Nussinov, Phys. Rev. D 20 (1979) 179.
- [47] B. Blatt et al., Phys. Rev. Lett. 71 (1993) 896
- [48] V. Barone et al., Z. Phys. C 58 (1993) 541
- [49] R. E. Cutkosky, J. Math. Phys. 1 (1960) 429
- [50] CDF Collaboration, F. Abe et al., Phys. Rev. D 50 (1994) 5535

- [51] K .G oulianos and J.M ontanha, Phys. Rev. D 59 (1999) 114017
- [52] T .U dem et al., Phys. Rev. Lett. 79 (1997) 2646
- [53] T .Chapin et al., Phys. Rev. D 31 (1985) 17
- [54] H1 Collaboration, C .A dlo et al., Z. Phys. C 74 (1997) 221
- [55] O .V .K ancheli, Sov. Phys. JETP Lett. 18 (1973) 274
- [56] A .H .M ueller and J.W .Q iu, Nucl. Phys. B 268 (1986) 427
- [57] N .H am m on, H .Stocker and W .G reiner, Phys. Lett. B 448 (1999) 290
- [58] V .K arm anov and L .A .K ondratyuk, Sov. Phys. JETP Lett. 18 (1973) 266
- [59] H1 Collaboration, contribution pa02-060 to ICHEP 96, W arshaw , July 1996
- [60] ZEUS Collaboration, contribution N -643 to EPS97, Jerusalem , August 1997
- [61] J. Hufner and B .Z .K opeliovich, Phys. Lett. B 445 (1998) 223.
- [62] A .H .M ueller, Parton Equilibration in Nuclear Collisions, A RIKEN BNL Research Center Workshop on Hard Parton Physics in High Energy Nuclear Collisions, March 1-5, 1999.
- [63] E .Feinberg and I.Ya. Pom eranchuk, Nuovo. C in ento. Suppl. 3 (1956) 652
- [64] M .L .G ood and W .D .W alker, Phys. Rev. 120 (1960) 1857
- [65] B .Z .K opeliovich and L .I. Lapidus, JETP Lett. 28 (1978) 664
- [66] H .I. M iettinen and J. Pumplin, Phys. Rev D 18 (1978) 1696