

West Indies or Antarctica — Direct CP Violation in B Decays *

George W.S. Hou

Department of Physics, National Taiwan University, Taipei, Taiwan 10764, R.O.C.

Discovery Voyage into The Age of:



I. INTRODUCTION

Our title clearly alludes to the story of Columbus landing in what he called the “West Indies”, which later on turned out to be part of the “New World”. I have substituted Antarctica in place of the “New World”, following a quip from Frank Paige after he realized that I was talking all the time about *penguins*. At the end of the Millennium, we are indeed on another Discovery Voyage. We are at the dawn of observing CP violation in the B system. The stage is the emerging penguins. Well, had Columbus seen penguins in *his* “West Indies”, he probably would have known he was onto something really new.

The EM penguin (EMP) $B \rightarrow K^* \gamma$ (and later, $b \rightarrow s \gamma$) was first observed by CLEO in 1993. Alas, it looked and walked pretty much according to the Standard Model (SM), and the agreement between theory and experiment on rates are quite good. Perhaps the study of CP asymmetries (a_{CP}) could reveal whether SM holds fully.

The strong penguins (P) burst on the scene in 1997, and by now the CLEO Collaboration has observed of order 10 exclusive modes [1], as well as the surprisingly large inclusive $B \rightarrow \eta' + X_s$ mode. The $\eta' K^+$, $\eta' K^0$ and $K^+ \pi^-$ modes are rather robust, but the $K^0 \pi^+$ and $K^+ \pi^0$ rates shifted when CLEO II data were recalibrated in 1998 and part of CLEO II.V data were included. The ωK^+ and $\omega \pi^+$ modes are still being reanalyzed. The nonobservation, so far, of the $\pi^+ \pi^-$, $\pi^+ \pi^0$ and ϕK^+ modes are also rather stringent. The observation of the $\rho^0 \pi^+$ mode was announced in January this year, while the observation of the $\rho^\pm \pi^\mp$ and $K^{*+} \pi^-$ modes were announced in March. CLEO II.V data taking ended in February. With 10 million or so each of charged and neutral B’s, new results are expected by summer and certainly by winter. Perhaps the first observation of direct CP violation could be reported soon.

With BELLE and BABAR turning on in May, together with the CLEO III detector upgrade — all with K/π separation (PID) capability! — we have a three way race for detecting and eventually disentangling *direct* CP violation in charmless B decays. We expect that, during 1999–2002, the number of observed modes may increase to a few dozen, while the events per mode may increase from 10–70 to 10^2 – 10^3 events for some modes, and sensitivity for direct CP asymmetries would go from the present level of order 30% down to 10% or so. It should be realized that *the modes that are already observed ($b \rightarrow s$) should be the most sensitive probes*.

Our first theme is therefore: *Is Large a_{CP} possible in $b \rightarrow s$ processes?* and, *If so, Whither New Physics?* However, as an antidote against the rush into the brave New World, we point out that the three observed $K\pi$ modes may indicate that the “West Indies” interpretation is still correct so far. Our second subject would hence be *Whither EWP? Now!?* That is, we will argue for the intriguing possibility that perhaps we already have some indication for the electroweak penguin (EWP).

It is clear that 1999 would be an exciting landmark year in B physics. So, work hard and come party at the end of the year/century/millennium celebration called “Third International Conference on B Physics and CP Violation”, held December 3–7 in Taipei [2].

*Based on talk given at DPF99, UCLA, Jan. 1999, reporting on work done in collaboration with N.G. Deshpande, X.G. He, S. Pakvasa and K.C. Yang.

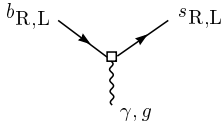
II. IS LARGE CP VIOLATION POSSIBLE/WHITHER NEW PHYSICS?

We shall motivate the physics and give some results that have not been presented before, but refer to more detailed discussions that can be found elsewhere [3,4].

Our interests were stirred by a *rumor* in 1997 that CLEO had a very large a_{CP} in the $K^+\pi^-$ mode. The question was: *How to get large a_{CP} ?* With short distance (Bander-Silverman-Soni [5]) rescattering phase from penguin, the CP asymmetry could reach its maximum of order 10% around the presently preferred $\gamma \simeq 64^\circ$. Final state $K\pi \rightarrow K\pi$ rescattering phases could bring this up to 30% or so, and would hence mask New Physics. But a 50% asymmetry seems difficult. New Physics asymmetries in the $b \rightarrow s\gamma$ process [6] and $B \rightarrow \eta' + X_s$ process [7] are typically of order 10%, whereas asymmetries for penguin dominant $b \rightarrow s$ transitions are expected to be no more than 1%.

The answer to the above challenge is to *hit SM at its weakest!*

- *Weak Spot of Penguin: Dipole Transition*

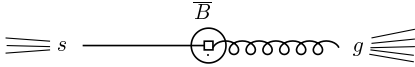


$$F_1 (q^2 \gamma_\mu - q_\mu \not{q}) L + \underline{\underline{F_2}} i \sigma_{\mu\nu} q_\nu m_b R$$

Note that these two terms are at same order in q/M_W and m_b/M_W expansion. The effective “charge” is $F_1 q^2$ which vanishes when the γ or g goes on-shell, hence, only the F_2 dipole enters $b \rightarrow s\gamma$ and $b \rightarrow sg$ transitions. It is an SM quirk due to the GIM mechanism that $|F_1| \gg |F_2|$ (the former becoming c_{3-6} coefficients in usual operator formalism for gluonic penguin). Hence one usually does not pay attention to the subdominant F_2^g which goes into the variously called c_8 , c_g , or c_{11} coefficients. In particular, $b \rightarrow sg$ rate in SM is only of order 0.2%. But if New Physics is present, having $\delta F_2 \sim \delta F_1$ is natural, hence the gluonic dipole could get greatly enhanced. While subject to $b \rightarrow s\gamma$ constraint, this could have great impact on $b \rightarrow sg^* \rightarrow sq\bar{q}$ process.

- *Blind Spot of Detector!*

Because $b \rightarrow sg$ leads to *jetty, high multiplicity* $b \rightarrow s$ transitions

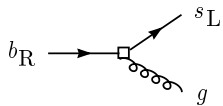


Hide easily in dominant $b \rightarrow c \rightarrow s$ sequence!

At present, 5–10% could still easily be allowed. The semileptonic branching ratio and charm counting deficits, and the strength of $B \rightarrow \eta' + X_s$ rate provide circumstantial *hints* that $b \rightarrow sg$ could be more than a few percent.

- *Unconstrained new CP phase via $b_R \rightarrow s_L$*

If enhanced by New Physics, F_2^g is likely to carry a New Phase

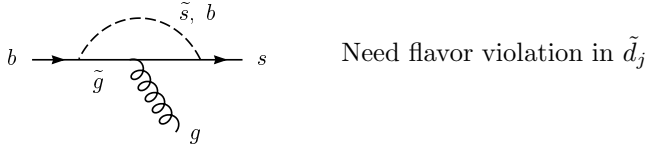


Phase of b_R not probed by V_{CKM} !

However, one faces a severe constraint from $b \rightarrow s\gamma$. For example it rules out the possibility of H^+ as source of enhancement. But as Alex Kagan [8] taught me at last DPF meeting in Minnesota, the constraint can be evaded if one has sources for radiating g but not γ .

- *Uncharted territory of Nonuniversal Squark Masses*

SUSY provides a natural possibility via gluino loops:



The simplest being a \tilde{s} - \tilde{b} mixing model [9,10]. Since the first generation down squark is not involved, one evades all low energy constraints. This is a New Physics CP model tailor-made for $b \rightarrow s$ transitions.

With the aim of generating huge CP asymmetries, we can now take $b \rightarrow sg \sim 10\%$ and study $b \rightarrow sq\bar{q}$ transitions at both inclusive and exclusive level [4]. In both we have used operator language. One needs to consider the tree diagram, which carries the CP phase $\gamma \equiv \arg(V_{ub}^*)$; the standard penguin diagrams, which contain short distance rescattering phases; the enhanced bsg dipole (SUSY loop induced) diagram; finally, diagrams containing $q\bar{q}$ loop insertions to the gluon self-energy which are needed to maintain unitarity and consistency to order α_S^2 in rate differences [11].

At the inclusive level, one finds a “ $b \rightarrow sg$ pole” at low q^2 which reflects the jetty $b \rightarrow sg$ process that is experimentally hard to identify. Destructive interference is in general needed to allow the $b \rightarrow sq\bar{q}$ rate to be comparable to SM. But this precisely facilitates the generation of large a_{CP} s! More details such as figures can be found in [3,4]. Dominant rate asymmetry comes from large q^2 of the virtual gluon. To illustrate this, Table I gives inclusive BR (arbitrarily cutoff at $q^2 = 1 \text{ GeV}^2$) and a_{CP} for SM and for various new CP phase σ value, assuming $b \rightarrow sg$ rate of order 10%. One obtains SM-like branching ratios for $\sigma \simeq 145^\circ$, and a_{CP} also seem to peak. This becomes clearer in Table II where we give the results for $q^2 > 4m_c^2$, where $c\bar{c} \rightarrow q\bar{q}$ (perturbative) rescattering is fully open. We see that 20–30% asymmetries are achievable. This provides support for findings in exclusive processes.

Exclusive two body modes are much more problematic. Starting from the operator formalism as in inclusive, we set $N_C = 3$, take $q^2 \sim m_b^2/2$ and try to *fit observed* BRs with $b \rightarrow sg \simeq 10\%$. We then find the a_{CP} preferred by present rate data. One finds that, analogous to the inclusive case, destructive interference is needed and in fact provides a mechanism to suppress the pure penguin $B \rightarrow \phi K^+$ mode to satisfy CLEO bound. For the $K^+\pi^-$ and $K^0\pi^+$ modes which are P-dominated, one utilizes the fact that the matrix element

$$\langle O_6 \rangle \propto \frac{m_K^2(m_B^2 - m_\pi^2)}{(\underline{m_s} + m_u)(m_b - m_u)}$$

could be enhanced by low m_s values (of order 100–120 MeV) to raise $K\pi/\phi K$, which at same time leads to near degeneracy of $K^+\pi^-$ and $K^0\pi^+$ rates. The upshot is that one finds rather large CP asymmetries, i.e. $a_{CP} \sim 35\%$, 45% and 55% for $K^0\pi^+$, $K^+\pi^-$ and ϕK^+ modes, respectively, and all of the same sign. Such pattern cannot be generated by SM, with or without rescattering. We expect such pattern to hold true for many $b \rightarrow s$ modes.

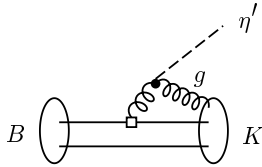
TABLE I. Inclusive BR (in 10^{-3})/ a_{CP} (in %) for SM and for $c_8 = 2e^{i\sigma}$.

	SM	$\sigma = 0$	$\frac{i\pi}{4}$	$\frac{i\pi}{2}$	$\frac{i3\pi}{4}$	$i\pi$
$b \rightarrow s\bar{d}d$	2.6/0.8	8.5/0.4	7.6/3.4	5.2/6.5	2.9/8.1	1.9/0.5
$b \rightarrow s\bar{u}u$	2.4/1.4	8.1/-0.2	7.5/2.6	5.5/5.6	3.2/8.1	2.0/3.5
$b \rightarrow s\bar{s}s$	2.0/0.9	6.9/0.4	6.2/3.2	4.4/6.0	2.6/7.1	1.8/0.4

TABLE II. Inclusive BR (in 10^{-3})/ a_{CP} (in %) for SM and for $c_8 = 2e^{i\sigma}$ above the $4m_c^2$ threshold.

	SM	$\sigma = 0$	$\frac{i\pi}{4}$	$\frac{i\pi}{2}$	$\frac{i3\pi}{4}$	$i\pi$
$b \rightarrow s\bar{d}d$	1.4/0.5	3.1/0.3	2.8/8.2	1.9/16.8	1.0/22.9	0.6/0.7
$b \rightarrow s\bar{u}u$	1.3/4.6	3.0/1.1	2.7/9.0	1.9/17.9	1.1/26.2	0.6/2.8
$b \rightarrow s\bar{s}s$	0.5/0.5	1.1/0.3	1.0/7.1	0.7/14.8	0.3/21.6	0.2/0.9

We have left out the prominent $B \rightarrow \eta' K$ modes from our discussion largely because the anomaly contribution



Not quite included at present!

To compute such diagrams, one needs to know the $|\bar{s}gq\rangle$ Fock component of the K meson! This may be at the root of the rather large size of $B \rightarrow \eta' K$ mode.

III. WHITHER EWP? NOW!?

Before we get carried away by the possibility of large CP asymmetries from New Physics, there is one flaw (or two?) that emerged after summer 1998. Because of P-dominance which is certainly true in case of enhanced $b \rightarrow sg$, $K^+\pi^0$ is only half of $K^+\pi^- \simeq K^0\pi^+$. The factor of 1/2 comes from $A_{K^+\pi^0}^P \sim \frac{1}{\sqrt{2}}A_{K^+\pi^-}^P$, which is just an isospin Clebsch factor that originates from the π^0 wave function. Although this seemed quite reasonable from 1997 data where $K^+\pi^0$ mode was not reported, a crisis emerged in summer 1998 when CLEO updated their results for the three $K\pi$ modes. They found [12] $K^+\pi^0 \simeq K^+\pi^- \simeq K^0\pi^+$ instead!

Curiously, $A_{K^+\pi^0}^T \sim \frac{1}{\sqrt{2}}A_{K^+\pi^-}^T$ also, which cannot change the situation. In any case the expectation that $|T/P| \sim 0.2$ cannot make a factor of 2 change by interference. Miraculously, however, this could be the first indication of the last type of penguin, the EWP.

The yet to be observed EWP (electroweak penguin), namely $b \rightarrow sf\bar{f}$, occurs by $b \rightarrow s\gamma^*$, Z^* followed by γ^* , $Z^* \rightarrow f\bar{f}$. The strong penguin oftentimes obscure the $b \rightarrow sq\bar{q}$ case (or so it is thought), and to cleanly identify the EWP one has to search for “pure” EWP modes such as $B_s \rightarrow \pi\eta$, $\pi\phi$ which are clearly rather far away. One usually expects the $B \rightarrow K^{(*)}\ell^+\ell^-$ mode to be the first EWP to be observed, which is still a year or two away, while clean and purely weak penguin $B \rightarrow K^{(*)}\nu\bar{\nu}$ is rather far away.

With the hint from $K^+\pi^0 \simeq K^+\pi^- \simeq K^0\pi^+$, however, and putting back on our SM hat, we wish to establish the possibility that EWP may be operating behind the scene already [13]. It should be emphasized that, unlike the gluon, the $Zf\bar{f}$ coupling depends on isospin, and can in principle break the isospin factor of 1/2 mentioned earlier.

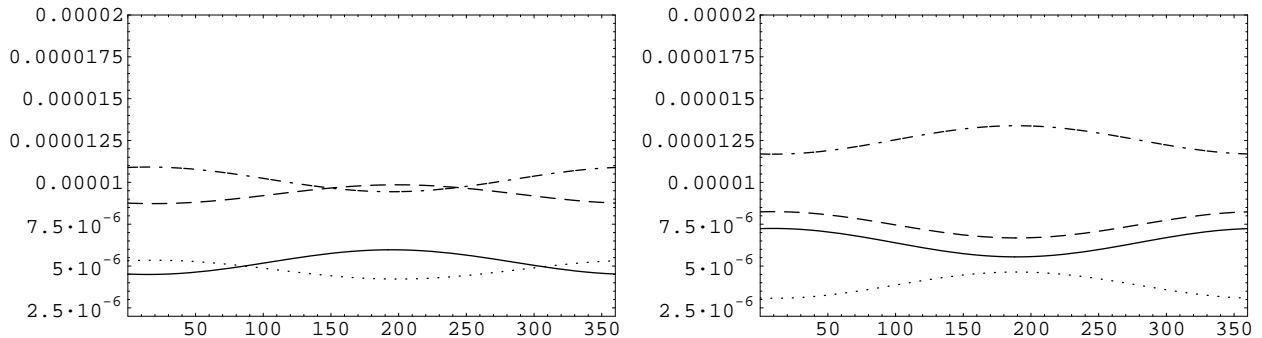


FIG. 1. $\text{BR}(B \rightarrow K\pi)$ vs. δ for $\gamma = 64^\circ$ without or with EWP ($N = 3$, $m_s = 200$ MeV). Solid, dot-dashed, dashed and dotted lines $\equiv B^+ \rightarrow K^+\pi^0$, $K^0\pi^+$ and $B^0 \rightarrow K^+\pi^-$, $K^0\pi^0$.

We first show that simple $K\pi \rightarrow K\pi$ rescattering cannot change drastically the factor of two. From Fig. 1(a), where we have adopted $\gamma = 64^\circ$ from current “best fit” to CKM matrix [14], one clearly sees the factor of 2 between $K^+\pi^-$ and $K^+\pi^0$. We also note that rescattering, as parametrized by the phase difference δ between I = 1/2 and 3/2 amplitudes, is only between $K^+\pi^0 \leftrightarrow K^0\pi^+$ and $K^+\pi^- \leftrightarrow K^0\pi^0$. When we put in the EWP contribution, at first sight it seems that the effect is drastic. On closer inspection at $\delta = 0$, it is clear that the EWP contribution to $K^0\pi^+$ and $K^+\pi^-$ modes are small, but is quite visible for $K^+\pi^0$ and $K^0\pi^0$ modes. This is because the $K^+\pi^0$ and $K^0\pi^0$

modes suffer from $1/\sqrt{2}$ suppression in amplitude because of π^0 wave function. However, it is precisely these modes which pick up a sizable Z penguin contribution via the π^0 (the strength of c_9 is roughly a quarter of c_4 and c_6). As one dials δ , $K^+\pi^0 \leftrightarrow K^0\pi^+$ and $K^+\pi^- \leftrightarrow K^0\pi^0$ rescattering redistributes this EWP impact and leads to the rather visible change in Fig. 1(b). We notice the remarkable result that the EWP reduces $K^+\pi^-$ rate slightly but raises the $K^+\pi^0$ rate considerably, such that the two modes become rather close. We have to admit, however, to something that we have sneaked in. To enhance the relative importance of EWP, we had to suppress the strong penguin effect. We have therefore employed a much heavier $m_s = 200$ MeV as compared to 100–120 MeV employed previously in New Physics case. Otherwise we cannot bring $K^+\pi^-$ and $K^+\pi^0$ rates close to each other.

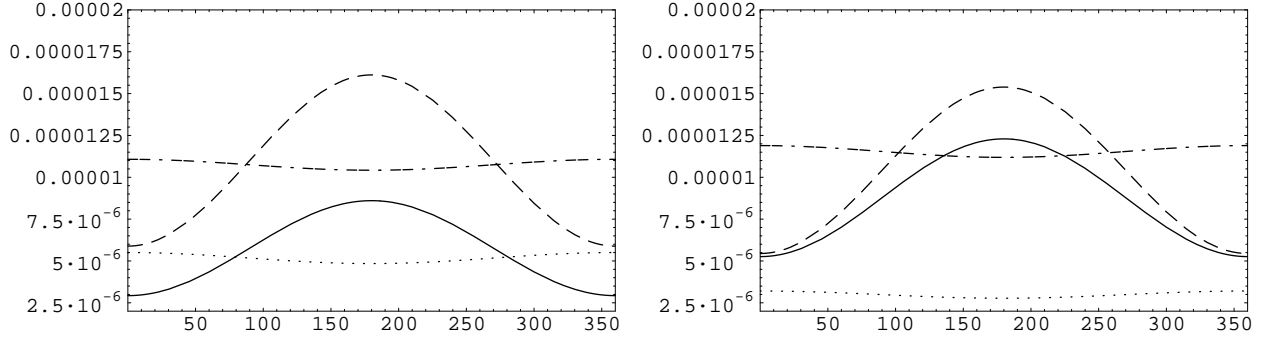


FIG. 2. As in Fig. 1 but vs. γ for $\delta = 0$.

Having brought $K^+\pi^-$ and $K^+\pi^0$ modes closer, the problem now is that $K^0\pi^+$ lies above them, and the situation becomes worse for large rescattering. To remedy this, we play with the phase angle γ which tunes the weak phase of the tree contribution T . Setting now $\delta = 0$, again we start without EWP in Fig. 2(a). The factor of two between $K^+\pi^-$ and $K^+\pi^0$ is again apparent. Dialing γ clearly changes T - P interference. For γ in first quadrant one has destructive interference, which becomes constructive in second quadrant. This allows the $K^+\pi^-$ mode to become larger than the pure penguin $K^0\pi^+$ mode, which is insensitive to γ . However, nowhere do we find a solution where $K^+\pi^0 \simeq K^+\pi^- \simeq K^0\pi^+$ is approximately true. There is always one mode that is split away from the other two.

Putting in EWP, as shown in Fig. 2(b), the impact is again quite visible. As anticipated, the $K^+\pi^-$ and $K^+\pi^0$ modes come close to each other. Since their γ dependence is quite similar, one finds that for $\gamma \sim 90^\circ$ – 130° , the three observed $K\pi$ modes come together as close as one can get, and are basically consistent with errors allowed by data. Note that $K^+\pi^0$ is never larger than $K^+\pi^-$.

We emphasize that a large rescattering phase δ would destroy this achieved approximate equality, as can be seen from Fig. 3, where we illustrate δ dependence for $\gamma = 120^\circ$. It seems that δ cannot be larger than 50° or so.

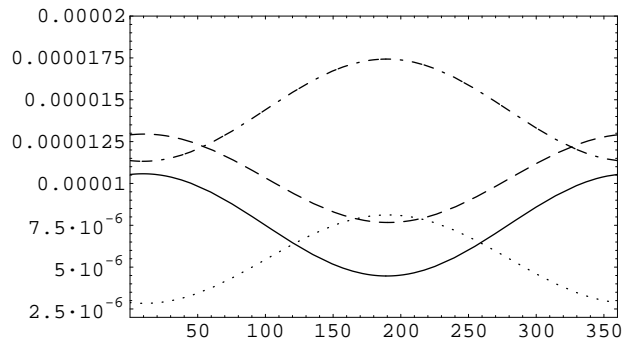


FIG. 3. As in Fig. 1 but vs. δ for $\gamma = 120^\circ$.

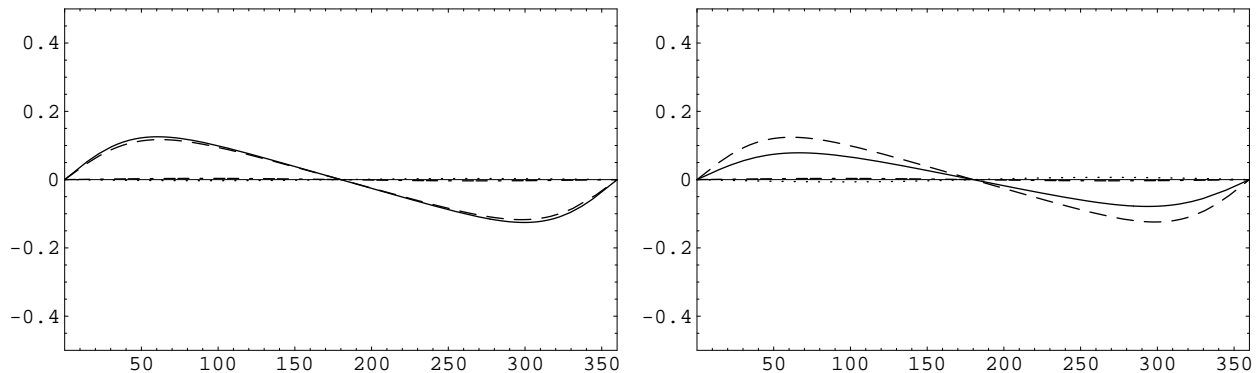


FIG. 4. Asymmetry vs. γ for $\delta = 0$.

As a further check of effect of the EWP, we show the results for $\delta = 0$ in Fig. 4. In absence of rescattering, the change in rate (enhancement) for $K^+\pi^0$ mode from adding EWP is reflected in a dilution of the asymmetry, which could serve as a further test. This, however, depends rather crucially on absence of rescattering. Once rescattering is included, it would be hard to distinguish the impact of EWP from CP asymmetries. However, even with rescattering phase, the γ dependence of CP asymmetries can easily distinguish between the two solutions of $\gamma \sim 120^\circ$ and 240° , as illustrated in Fig. 5, where EWP effect is included. From our observation that a large δ phase would destroy the near equality of the three observed $K\pi$ modes that we had obtained, we find that $a_{CP} < 20\%$ even with presence of rescattering phase δ .

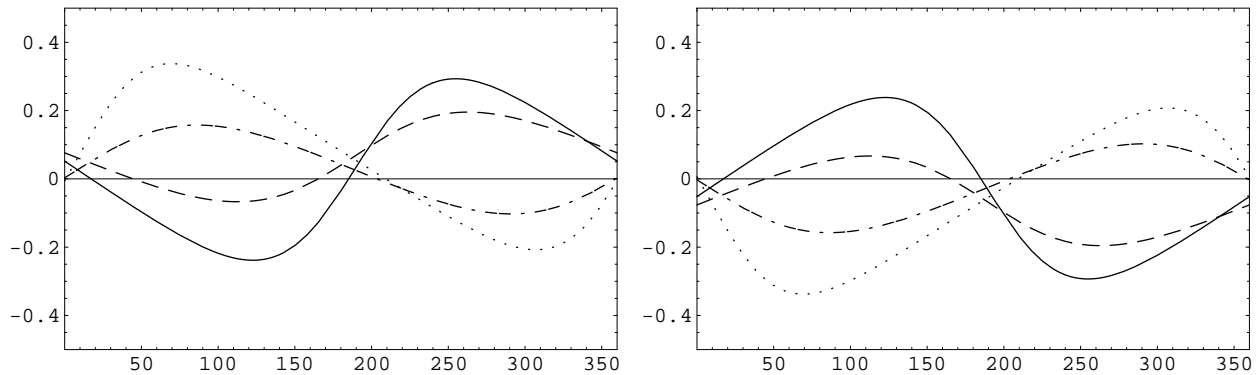


FIG. 5. Asymmetry vs. δ for $\gamma = 120^\circ$ and 240° .

It should be emphasized that the γ value we find necessary to have $K^+\pi^- \simeq K^0\pi^+$ is in a different quadrant than the present best ‘fit’ result of $\gamma \sim 60^\circ$ – 70° . In particular, the sign of $\cos\gamma$ is preferred to be negative rather than positive. An extended analysis [15] to $\pi\pi$, $\rho\pi$ and $K^*\pi$ modes confirm this assertion. Intriguingly, the size of $\rho^\pm\pi^\mp$ and $K^{*+}\pi^-$ [1] was anticipated via this γ value. Perhaps hadronic rare B decays can provide information on γ , and present results seem to be at odds with CKM fits [14] to ε_K , $|V_{ub}/V_{cb}|$, B_d mixing, and in particular the B_s mixing bound, which rules out $\cos\gamma < 0$.

IV. CONCLUSION

Be prepared for CP Violation!!

We first illustrated the possibility of having $a_{CP} \sim 30\%$ – 50% from New Physics in *already observed modes*, such as $K\pi$, $\eta'K$, and ϕK mode when seen. Our ‘existence proof’ was the possibility of enhanced $b \rightarrow sg$ dipole transition, which from SUSY model considerations one could have a new CP phase carried by b_R . Note that this is just an illustration. We are quite sure that Nature is smarter.

We then made an about-face and went back to SM, and pointed out that the EWP may have already shone through

the special “slit” of $K^+\pi^0 \simeq K^+\pi^- \simeq K^0\pi^+$, where we inferred that $\gamma \sim 90^\circ\text{--}130^\circ$ is preferred, which implies that $\cos\gamma < 0$, contrary to current CKM “fit” preference.

We hope we have illustrated the versatility of rare B decays, that they can open windows on both New Physics and SM. The next 5 years should be a very rewarding period!

-
- [1] See talks by F. Würthwein and Y. Gao, these proceedings, hep-ex/9904008.
 - [2] Please see the web page <http://www.phys.ntu.edu.tw/english/bcp3/>.
 - [3] G.W.S. Hou, hep-ph/9902382, expanded version of proceedings for 4th International Workshop on Particle Physics Phenomenology, Kaohsiung, Taiwan, R.O.C., June 1998; and Workshop on CP Violation, Adelaide, Australia, July 1998.
 - [4] X.G. He, W.S. Hou and K.C. Yang, Phys. Rev. Lett. **81**, 5738 (1998).
 - [5] M. Bander, D. Silverman and A. Soni, Phys. Rev. Lett. **43**, 242 (1979).
 - [6] L. Wolfenstein and Y.L. Wu, Phys. Rev. Lett. **73**, 2809 (1994).
 - [7] W.S. Hou and B. Tseng, Phys. Rev. Lett. **80**, 434 (1998).
 - [8] A.L. Kagan, *Phys. Rev. D* **51**, 6196 (1995).
 - [9] X.G. He and W.S. Hou, Phys. Lett. **B 445**, 344 (1999).
 - [10] C.K. Chua, X.G. He and W.S. Hou, Phys. Rev. **D60**, 014003 (1999).
 - [11] J.-M. Gérard and W.S. Hou, Phys. Rev. Lett. **62**, 855 (1989); Phys. Rev. **D43**, 2909 (1991).
 - [12] M. Artuso et al. (CLEO Collaboration), CLEO CONF 98-20.
 - [13] N.G. Deshpande et al., Phys. Rev. Lett. **82**, 2240 (1999).
 - [14] F. Parodi, P. Roudeau and A. Stocchi, hep-ph/9802289.
 - [15] X.G. He, W.S. Hou and K.C. Yang, hep-ph/9902256.