

Measuring $\sin(2\beta)$ in $B^0 \rightarrow D^{(*)+} D^{(*)-} K_S$ decaysT. E. Browder¹, A. Datta², P. J. O'Donnell² and S. Pakvasa¹

¹Department of Physics and Astronomy
University of Hawaii,
Honolulu, Hawaii 96822
and
²Department of Physics
University of Toronto,
Toronto, Ontario, Canada M5S 1A7

Abstract

We consider the possibility of measuring $\sin(2\beta)$ in the KM unitarity triangle using the process $B^0 \rightarrow D^{*+} D^{*-} K_S$. This decay mode has a higher branching fraction ($\sim 1\%$) than the mode $B^0 \rightarrow D^+ D^-$. We use the factorization approximation and heavy hadron chiral perturbation theory to estimate the branching fraction and polarization. The time dependent rate $B^0(t) \rightarrow D^{*+} D^{*-} K_S$ can be used to measure $\sin(2\beta)$ and $\cos(2\beta)$. Furthermore, examination of the $D^{*+} K_S$ mass spectrum may be the best way to experimentally find the broad 1^+ p-wave D_S meson.

1 Introduction

The decay $B^0 \rightarrow J/\psi K_s$ is expected to provide a clean measurement of the angle α in the unitarity triangle [1]. However, other modes can also provide relevant information on the angle α . An example of such a mode is the decay $B^0 \rightarrow D^+ D^-$. In this mode $B^0 \rightarrow D^+ D^-$, the vector-vector final state in general is an admixture of CP odd and even eigenstates, unlike the case for a mode such as $B^0 \rightarrow D^+ D^-$ where the final state is a CP eigenstate. This is because s, p and d partial waves with different CP parities can contribute. An angular analysis can extract the contribution of the different CP eigenstates leading to a measurement of α [2, 3]. In the factorization approximation and using Heavy Quark Effective Theory (HQET) it can be shown that the final states in $B^0 \rightarrow D^+ D^-$ is dominated by a single CP eigenstate [4]. To the extent this is valid, the angle α can be determined without an angular analysis. The decay $B^0 \rightarrow D^+ D^-$ may be preferred to $B^0 \rightarrow D^+ D^-$ because contamination from penguin contributions and final state interactions (FSI) are expected to be smaller in the former decay [3].

In this work we consider the possibility of extracting α from the decay $B^0 \rightarrow D^+ D^- K_s$. These modes are enhanced relative to $B^0 \rightarrow D^+ D^-$ by the factor $|V_{cs}|^2 \approx 20$. As in the case of $B^0 \rightarrow J/\psi K_s$ decay, the penguin contamination is expected to be small in these decays.

The possibility that a large portion of the $b \rightarrow c$ decays materialize as $B \rightarrow D D K$ was first suggested by Buchalla et al. [5]. Using wrong sign D -lepton correlations, experimental evidence for this possibility was found by CLEO, who observed $B(B \rightarrow D X) = (7.9 \pm 2.2)\%$ [6]. Later, CLEO [7], ALEPH [8] and DELPHI [9] reported full reconstruction of exclusive $D D K$ final states with branching fractions that are consistent with the result from D -lepton correlations.

CLEO obtained $B(B^0 \rightarrow D^+ D^- K^0) = (1.30^{+0.61}_{-0.47} \pm 0.27)\%$ and $B(B^0 \rightarrow D^0 D^0 K^0) = (1.45^{+0.78}_{-0.58} \pm 0.36)\%$. These values should be approximately equal to the branching fraction for $B(B^0 \rightarrow D^+ D^- K^0)$. We use the latter value for the purpose of a sensitivity estimate. Taking into account $B(K^0 \rightarrow K_s) = 0.5$, $B(K_s \rightarrow \pi^+ \pi^-) = 0.667$, and assuming that the K_s reconstruction efficiency is 0.5, we can estimate the ratio of the tagged $B^0 \rightarrow D^+ D^- K_s$ events to the tagged $D^+ D^-$ events. Assuming $B(B^0 \rightarrow$

$\Gamma(B^0 \rightarrow D^+ D^-) = 6 \times 10^{-4}$, which is the central value of the recent CLEO measurement [10], we find that the ratio of the number of events is $\approx 4:0$. Therefore, this mode will be more sensitive to the CP violation angle $\sin(2\beta)$ than $B^0 \rightarrow D^+ D^-$. A similar conclusion is obtained in the comparison of $B^0 \rightarrow D^+ D^- K_s$ to $B^0 \rightarrow D^+ D^-$. The above conclusions are detector dependent; a somewhat pessimistic estimate of the K_s reconstruction efficiency is used here while the detection efficiency for the $D^+ D^-$ final state was assumed to be similar for both cases. Better determination of the CP sensitivities will require more precise measurements of the branching fractions for the $D \rightarrow D K$ decay modes and will also depend on details of the experimental apparatus and reconstruction programs.

The amplitude for the decay $B^0 \rightarrow D D K_s$ can have a resonant contribution and a non-resonant contribution. For the resonant contribution the $D K_s$ in the final state comes dominantly from an excited $D_s(1^+)$ state. In the approximation of treating $D D K_s$ as $D D_s$ (excited), there are four possible excited p-wave D_s states which might contribute. These are the two states with the light degrees of freedom in a $j^P = 3=2^+$ state and the two states with light degrees of freedom in a $j^P = 1=2^+$ state. Since the states with $j^P = 3=2^+$ decay via d-wave to $D K_s$, they are suppressed. Of the states with light degrees of freedom in $j^P = 1=2^+$ states, only the 1^+ state contributes. The 0^+ state is forbidden to decay to the final state $D K_s$.

To estimate the above contribution and to calculate the non-resonant amplitude, we use heavy hadron chiral perturbation theory (HHCHPT) [11]. The momentum p_K of K_s can have a maximum value of about 1 GeV for $B^0 \rightarrow D^+ D^- K_s$. This is of the same order as Λ_{χ} which sets the scale below which we expect HHCHPT to be valid. It follows that in the present case it is reasonable to apply HHCHPT to calculate the three body decays.

In the lowest order in the HHCHPT expansion, contributions to the decay amplitude come from the contact interaction terms and the pole diagrams which give rise to the non-resonant and resonant contributions respectively. The pole diagrams get contributions from the various multiplets involving D_s type resonances as mentioned above. In the framework of HHCHPT, the ground state heavy meson has the

light degrees of freedom in a spin-parity state $j^P = \frac{1}{2}^-$, corresponding to the usual pseudoscalar-vector meson doublet with $J^P = (0^-; 1^-)$. The first excited state involves a p-wave excitation, in which the light degrees of freedom have $j^P = \frac{1}{2}^+$ or $\frac{3}{2}^+$. In the latter case we have a heavy doublet with $J^P = (1^+; 2^+)$. These states can probably be identified with D_{s1} (2536) and D_{sJ} (2573) [12]. Heavy quark symmetry rules out any pseudoscalar coupling of this doublet to the ground state at lowest order in the chiral expansion [13]; hence the effects of these states will be suppressed and we will ignore them in our analysis. In fact there is an experimental upper limit on inclusive $B \rightarrow D_{s1}(2536)X < 0.95\%$ at 90% C.L. [14]. Since the total $D \bar{D} K$ rate is about 8%, this confirms that the narrow p-wave states do not account for a significant fraction of the total $D \bar{D} K$ rate.

The other excited doublet has $J^P = (0^+; 1^+)$. Neither of these states has yet been observed even in the D system, because they are expected to decay rapidly through s-wave pion emission and have large widths [15]. Only the 1^+ can contribute in this case. For later reference, we denote this state by D_{s1}^0 . However, quark model estimates suggest [16] that these states should have masses near $m + m$ with $m = 500 \text{ MeV}$, where m is the mass of the lowest multiplet.

We will assume that the leading order terms in HHCHPT give the dominant contribution to the decay amplitude and so we will neglect all sub-leading effects suppressed by $1/m$ and $1/m^2$, where m is the heavy quark mass. We show that from the time dependent analysis of $B^0 \rightarrow D^+ D^- K_s$ one can extract $\sin(2\phi)$ and $\cos(2\phi)$. Measurement of both $\sin(2\phi)$ and $\cos(2\phi)$ can resolve the $\phi \rightarrow \pm 2\pi$ ambiguity. We also point out that from the differential distribution of the time independent process $B^0 \rightarrow D^+ D^- K_s$ one can discover the 1^+ resonance D_{s1}^0 .

A similar analysis can be performed for $B^0 \rightarrow D^+ D^- K_s$ [17]. However the predictions of HHCHPT for this mode may be less reliable because of the larger energy of the K_s . The effects of penguin contributions may also be more important in $B^0 \rightarrow D^+ D^- K_s$ than in $B^0 \rightarrow D \bar{D} K_s$ as in the two body case [3].

In the next section we describe the effective Hamiltonian and write down the amplitude for $B \rightarrow D \bar{D} K_s$ in the factorization approximation. In the following section, the various matrix elements in the

amplitude are calculated in HHCHPT. In the last section we discuss and present our results.

2 Effective Hamiltonian and Extraction of

In this section we present the effective Hamiltonian for B decays and discuss the extraction of $\sin 2\alpha$ and $\cos 2\alpha$ from the time dependent rate for $B \rightarrow D^+ D^- K_s$.

In the Standard Model (SM) the amplitudes for $B \rightarrow D^+ D^- K_s$ are generated by the following effective Hamiltonian [18, 19]:

$$H_{\text{eff}}^q = \frac{G_F}{\sqrt{2}} [V_{fb}V_{fq}^* (c_1 O_{1f}^q + c_2 O_{2f}^q) + \sum_{i=3}^{10} (V_{ub}V_{uq}^* c_i^u + V_{cb}V_{cq}^* c_i^c + V_{tb}V_{tq}^* c_i^t) O_i^q] + H.c.; \quad (1)$$

where the superscript $u; c; t$ indicates the internal quark, f can be u or c quark, q can be either a d or a s quark depending on whether the decay is a $S = 0$ or $S = 1$ process. The operators O_i^q are defined as

$$\begin{aligned} O_{1f}^q &= \bar{q} \gamma_\mu L f \gamma^\mu L b; & O_{2f}^q &= \bar{q} \gamma_\mu L f \gamma^\mu R b; \\ O_{3;5}^q &= \bar{q} \gamma_\mu L b \gamma^\mu L (R) q^0; & O_{4;6}^q &= \bar{q} \gamma_\mu L b \gamma^\mu L (R) q^0; \\ O_{7;9}^q &= \frac{3}{2} \bar{q} \gamma_\mu L b e_q^0 q^0 R (L) q^0; & O_{8;10}^q &= \frac{3}{2} \bar{q} \gamma_\mu L b e_q^0 q^0 R (L) q^0; \end{aligned} \quad (2)$$

where $R (L) = 1 \pm \gamma_5$, and q^0 is summed over all flavors except t . $O_{1f;2f}$ are the current-current operators that represent tree level processes. O_{3-6} are the strong gluon induced penguin operators, and operators O_{7-10} are due to γ and Z exchange (electroweak penguins), and "box" diagrams at loop level. The Wilson coefficients c_i^f are defined at the scale μ_b and have been evaluated to next-to-leading order in QCD. The c_i^t are the regularization scheme independent values obtained in Ref. [20]. We give the non-zero c_i^f below for $m_t = 176 \text{ GeV}$, $s(\mu_Z) = 0.117$, and $\mu_b = m_b = 5 \text{ GeV}$,

$$\begin{aligned} c_1 &= 0.307; & c_2 &= 1.147; & c_3^t &= 0.017; & c_4^t &= 0.037; & c_5^t &= 0.010; & c_6^t &= 0.045; \\ c_7^t &= 1.24 \cdot 10^{-5}; & c_8^t &= 3.77 \cdot 10^{-4}; & c_9^t &= 0.010; & c_{10}^t &= 2.06 \cdot 10^{-3}; \\ c_{3;5}^{u;c} &= C_{4;6}^{u;c} = N_c = P_s^{u;c} = N_c; & c_{7;9}^u &= P_e^{u;c}; & c_{8;10}^{u;c} &= 0 \end{aligned} \quad (3)$$

where N_c is the number of color. The leading contributions to $P_{s\bar{e}}^i$ are given by: $P_s^i = (\frac{e^2}{8})C_2(\frac{10}{9} + G(m_i; q^2))$ and $P_e^i = (\frac{em}{9})(N_c C_1 + C_2)(\frac{10}{9} + G(m_i; q^2))$. The function $G(m; q^2)$ is given by

$$G(m; q^2) = 4 \int_0^1 \frac{x(1-x) \ln \frac{m^2 - x(1-x)q^2}{2}}{x(1-x)} dx : \quad (4)$$

All the above coefficients are obtained up to one loop order in electroweak interactions. The momentum q is the momentum carried by the virtual gluon in the penguin diagram. When $q^2 > 4m^2$, $G(m; q^2)$ becomes imaginary. In our calculation, we use $m_u = 5 \text{ MeV}$, $m_d = 7 \text{ MeV}$, $m_s = 200 \text{ MeV}$, $m_c = 1.35 \text{ GeV}$ [21, 12].

The amplitude for $B \rightarrow D^{(*)} K_s$ can now be written as

$$M = M_1 + M_2 + M_3 + M_4 \quad (5)$$

where

$$\begin{aligned} M_1 &= \frac{G_F}{2} X_1 \langle \bar{D}^{(*)} K_s | j_s (1 - \gamma_5) c j_0 \rangle \langle D^{(*)} | j_c (1 - \gamma_5) b j_B \rangle \\ M_2 &= \frac{G_F}{2} X_2 \langle \bar{D}^{(*)} | j_c (1 - \gamma_5) c j_0 \rangle \langle K_s | j_s (1 - \gamma_5) b j_B \rangle \\ M_3 &= \frac{G_F}{2} X_3 \langle \bar{D}^{(*)} | j_c (1 + \gamma_5) c j_0 \rangle \langle K_s | j_s (1 - \gamma_5) b j_B \rangle \\ M_4 &= \frac{G_F}{2} X_4 \langle \bar{D}^{(*)} K_s | j_s (1 + \gamma_5) c j_0 \rangle \langle D^{(*)} | j_c (1 - \gamma_5) b j_B \rangle \end{aligned} \quad (6)$$

$$(7)$$

where

$$\begin{aligned} X_1 &= V_c \left(\frac{C_1}{N_c} + C_2 + \frac{B_3}{N_c} + B_4 + \frac{B_9}{N_c} + B_{10} \right) \\ X_2 &= V_c \left(C_1 + \frac{C_2}{N_c} + B_3 + \frac{1}{N_c} B_4 + B_9 + \frac{1}{N_c} B_{10} \right) \\ X_3 &= B_5 + \frac{1}{N_c} B_6 + B_7 + \frac{1}{N_c} B_8 \\ X_4 &= 2 \left(\frac{1}{N_c} B_5 + B_6 + \frac{1}{N_c} B_7 + B_8 \right) \end{aligned} \quad (8)$$

We have defined

$$B_i = \sum_{q=u,c,t} C_i^q V_q \quad (9)$$

with

$$V_q = V_{qs}V_{qb} \quad (10)$$

In the above equations N_c represents the number of colors. It is usually the practice in the study of two body non-leptonic decays to include non-factorizable effects by the replacement $N_c \rightarrow N_{eff}$. Since it is not obvious that N_{eff} for two body non-leptonic decays is the same for non-leptonic three body decays we will use $N_c = 3$ in our calculation.

As already mentioned, we expect the contribution from penguin diagrams to be small and so as a first approximation we will neglect M_3 and M_4 . Furthermore, from the values of the Wilson coefficients $c_{1,2}$ given above in the previous section it is clear that the amplitude M_2 is suppressed with respect to M_1 with the Wilson coefficients associated with M_2 being about 7% of the Wilson coefficients associated with M_1 . We also note that the currents $\langle \bar{D}^+ K_s j_s (1 - \gamma_5) c j_0 \rangle$ and $\langle K_s j_s (1 - \gamma_5) b j_B \rangle$, which appear in M_1 and M_2 respectively, receive contributions from both the contact terms and the pole terms. For the former current the pole terms are proportional to $1/(E_K - m)$ while for the latter the pole term goes as $1/(E_K + m)$. This also leads to a further suppression of M_2 relative to M_1 . We therefore neglect M_2 and only retain M_1 in our calculation. We will also neglect CP violation in the $K^0 - \bar{K}^0$ system and so (with an appropriate choice of phase convention) we can write

$$K_s = \frac{K^0 - \bar{K}^0}{\sqrt{2}}$$

We next turn to the extraction of $\sin 2\alpha$ and $\cos 2\alpha$ from the time dependent rate for $B(t) \rightarrow D^+ D^- K_s$. We define the following amplitudes

$$a^{1;2} = A(B^0(p) \rightarrow D_1^+(p_+) D_2^-(p) K_s(p_k)); \quad a^{1;2} = A(B^0(p) \rightarrow D_1^+(p_+) D_2^-(p) K_s(p_k)); \quad (11)$$

where B^0 and \bar{B}^0 represent unmixed neutral B and α_1 and α_2 are the polarization indices of the D^+ and D^- respectively.

The time-dependent amplitudes for an oscillating state $B^0(t)$ which has been tagged as a B^0 meson at

time $t = 0$ is given by,

$$A^{1/2}(t) = a^{1/2} \cos \frac{m t}{2} + i e^{2i} a^{1/2} \sin \frac{m t}{2} ; \quad (12)$$

and the time-dependent amplitude squared summed over polarizations and integrated over the phase space angles is:

$$\mathcal{A}(s^+; s; t)^2 = \frac{1}{2} G_0(s^+; s) + G_c(s^+; s) \cos m t - G_s(s^+; s) \sin m t \quad (13)$$

with

$$G_0(s^+; s) = \mathcal{A}(s^+; s)^2 + \mathcal{A}(s^+; s)^2; \quad (14)$$

$$G_c(s^+; s) = \mathcal{A}(s^+; s)^2 - \mathcal{A}(s^+; s)^2; \quad (15)$$

$$\begin{aligned} G_s(s^+; s) &= 2 e^{2i} a(s^+; s) a(s^+; s) \\ &= 2 \sin(2\theta) \langle aa \rangle + 2 \cos(2\theta) = \langle aa \rangle; \end{aligned} \quad (16)$$

The variables s^+ and s are the Dalitz plot variable

$$s^+ = (p_+ + p_k)^2; \quad s = (p_- + p_k)^2$$

The transformation defining the CP-conjugate channel $B^0(t) \rightarrow D^+ D^- K_s$ is $s^+ \leftrightarrow s$, $a \leftrightarrow a$ and $i \leftrightarrow -i$. Then:

$$\mathcal{A}(s; s^+; t)^2 = \frac{1}{2} G_0(s; s^+) - G_c(s; s^+) \cos m t + G_s(s; s^+) \sin m t ; \quad (17)$$

Note that for simplicity the $e^{-i t}$ and constant phase space factors have been omitted in the above equations.

It is convenient in our case to replace the variables s^+ and s by the variables y and E_k where E_k is the K_s energy in the rest frame of the B and $y = \cos \theta$ with θ being the angle between the momentum of K_s and D^+ in a frame where the two D are moving back to back along the z -axis. This frame is boosted with respect to the rest frame of the B with $\tilde{v} = \frac{p_k}{(E_k + m_B)} (1 - \frac{E_k}{m_B})$. Note $s^+ \leftrightarrow s$ corresponds to $y \leftrightarrow -y$. The variable y can be expressed in terms of variables in the rest frame of B . For instance

$$E_+ = \frac{E_B^0 E_+^0 + p_B^0 p_+^0}{m_B}$$

where E_+ and E_+^0 are the energy of the D^+ in the rest frame of the B and in the boosted frame while E_B^0 is the energy of the B in the boosted frame. The magnitudes of the momentum of the B and the D^+ in the boosted frame are given by p_B^0 and p_+^0 respectively.

If we neglect the penguin contributions to the amplitude then there is no direct CP violation. This leads to the relation

$$a^{i^2}(p_{k1}; E_k) = a^{i^2}(\bar{p}_{k1}; E_k) \quad (18)$$

where p_{k1} is the momentum of the K_s in the boosted frame. The above relations then leads to

$$G_0(\gamma; E_k) = G_0(\bar{\gamma}; E_k) \quad (19)$$

$$G_c(\gamma; E_k) = G_c(\bar{\gamma}; E_k) \quad (20)$$

$$G_{s1}(\gamma; E_k) = G_{s1}(\bar{\gamma}; E_k) \quad (21)$$

$$G_{s2}(\gamma; E_k) = G_{s2}(\bar{\gamma}; E_k) \quad (22)$$

where we have defined

$$G_{s1}(\gamma; E_k) = \langle aa \rangle \quad (23)$$

$$G_{s2}(\gamma; E_k) = \langle \bar{a} \bar{a} \rangle \quad (24)$$

Carrying out the integration over the phase space variables γ and E_k one gets the following expressions for the time-dependent total rates for $B^0(t) \rightarrow D^+ D^- K_s$ and the CP conjugate process

$$\Gamma(t) = \frac{1}{2} [I_0 + 2 \sin(2\phi) \sin(\Delta m t) I_{s1}] \quad (25)$$

$$\bar{\Gamma}(t) = \frac{1}{2} [I_0 - 2 \sin(2\phi) \sin(\Delta m t) I_{s1}] \quad (26)$$

where I_0 and I_{s1} are the integrated $G_0(\gamma; E_k)$ and $G_{s1}(\gamma; E_k)$ functions. One can then extract $\sin(2\phi)$ from the rate asymmetry

$$\frac{\Gamma(t) - \bar{\Gamma}(t)}{\Gamma(t) + \bar{\Gamma}(t)} = D \sin(2\phi) \sin(\Delta m t) \quad (27)$$

where

$$D = \frac{2I_{s1}}{I_0} \quad (28)$$

is the dilution factor.

The $\cos(2\theta)$ term can be probed by integrating over half the range of the variable y which can be taken for instance to be $y \geq 0$. In this case we have

$$\langle J(t) \rangle = \frac{1}{2} [J_0 + J_c \cos(\theta) + 2 \sin(2\theta) \sin(\theta) J_{s1} - 2 \cos(2\theta) \sin(\theta) J_{s2}] \quad (29)$$

$$\langle J^-(t) \rangle = \frac{1}{2} [J_0 + J_c \cos(\theta) - 2 \sin(2\theta) \sin(\theta) J_{s1} - 2 \cos(2\theta) \sin(\theta) J_{s2}] \quad (30)$$

where J_0, J_c, J_{s1} and J_{s2} , are the integrated $G_0(y; E_k), G_c(y; E_k), G_{s1}(y; E_k)$ and $G_{s2}(y; E_k)$ functions integrated over the range $y \geq 0$. Measurement of the $\cos(2\theta)$ can resolve the $\pm \frac{1}{2}$ ambiguity.

3 Matrix Elements

In this section we calculate the amplitude M_{1^-} , given in the previous section, in HHCHPT.

In the effective heavy-light chiral lagrangian (HHCHPT), the ground state ($J^P = \frac{1}{2}^-$) heavy mesons are described by the 4×4 Dirac matrix

$$H_a = \frac{(1 + \not{v})}{2} [P_a \quad P_a^\dagger] \quad (31)$$

where v is the heavy meson velocity, P_a and P_a^\dagger are annihilation operators of the 1^- and 0^- Q_q mesons ($a = 1; 2; 3$ for $u; d$ and s): for charm, they are D and D respectively. The field \overline{H}_a is defined by

$$\overline{H}_a = \overline{0} H v \overline{0}$$

Similarly, the positive parity 1^+ and 0^+ states ($J^P = \frac{1}{2}^+$) are described by

$$S_a = \frac{(1 + \not{v})}{2} [D_1 \quad D_0] \quad (32)$$

In the above equations v generically represents the heavy meson four-velocity and D and D are annihilation operators normalized as follows:

$$\begin{aligned} \langle 0 | \overline{D} \overline{D}^\dagger(0) | 0 \rangle &= \frac{p}{M_H} \\ \langle 0 | \overline{D} \overline{D}^\dagger(1) | 0 \rangle &= \frac{p}{M_H} \end{aligned} \quad (33)$$

Similar equations hold for the positive parity states D_{1^0} and D_0 . The vector states in the multiplet satisfy the transversality conditions

$$v \cdot D = v \cdot D_{1^0} = 0:$$

For the octet of the pseudo Goldstone bosons, one uses the exponential form :

$$= \exp \frac{iM}{f} \quad (34)$$

where

$$M = \begin{matrix} 0 & q & 1 \\ \frac{1}{2} & 0 & + \\ & q & \frac{1}{6} \end{matrix} \quad \begin{matrix} + \\ q & \frac{1}{2} & 0 \\ 0 & + & q & \frac{1}{6} \end{matrix} \quad \begin{matrix} K^+ \\ K^0 \\ \frac{2}{3} \\ A \end{matrix} \quad \begin{matrix} 1 \\ C \\ C \\ C \\ A \end{matrix} \quad (35)$$

and $f = 132 M \text{ eV}$.

The Lagrangian describing the fields H , S and their interactions, under the hypothesis of chiral and spin-flavor symmetry and at the lowest order in light mesons derivatives, is [13]:

$$\begin{aligned} L = & \frac{f^2}{8} \text{Tr} \left[\partial_\mu \partial^\mu \right] + iH_b \gamma^\mu D_{ba} H_a \\ & + \text{Tr} S_b (i v D_{ba} S_a) + i g \text{Tr} H_b S_a A_{ba} H_a \\ & + i g^0 \text{Tr} S_b S_a A_{ba} + i h \text{Tr} S_b S_a H_a + \text{h.c.} \end{aligned} \quad (36)$$

where Tr means the trace, and

$$D_{ba} = \partial_\mu \partial^\mu + V_{ba} = \partial_\mu \partial^\mu + \frac{1}{2} \gamma^\mu \partial_\mu + \partial_\mu \gamma^\mu \quad (37)$$

$$A_{ba} = \frac{1}{2} \gamma^\mu \partial_\mu \partial^\mu \gamma^\mu \quad (38)$$

$$(39)$$

$= m^2$ and m is the mass splitting of the S_a states from the ground state H_a .

The currents involving the heavy b and c quarks, $J_V = \langle D_{(1^0;p_1)} \bar{c} (1^0;p_2) b \rangle (p)$ can be expressed in general in terms of form factors [22]

$$\begin{aligned} J_V = & \frac{2iV(q^2)}{m+m_1} \gamma^\mu \not{p} \not{p}_1 (m+m_1) A_1(q^2) \gamma^\mu + \frac{A_2(q^2)}{m+m_1} \gamma^\mu \not{p} \not{p}_1 \\ & + 2m_1 A_3(q^2) \frac{1}{q^2} \not{q} \gamma^\mu \not{q} - 2m_1 A_0(q^2) \frac{1}{q^2} \not{q} \gamma^\mu \not{q} \end{aligned} \quad (40)$$

with

$$A_3(q^2) = \frac{m + m_1}{2m_1} A_1(q^2) - \frac{m - m_1}{2m_1} A_2(q^2)$$

$$A_3(0) = A_0(0) \quad (41)$$

where $q = p - p_1$ is the momentum transfer and m and m_1 are the masses of B and D . In the heavy quark limit the various form factors are related to a universal Isgur-Wise function $\chi(v \cdot \bar{v})$ where v and v_1 are the four velocities of the B and the D meson. One can write

$$J_V = \frac{p - p_1}{m - m_1} \chi(v \cdot \bar{v}) \quad (42)$$

Next we have to calculate the currents involving a heavy and a light quark. The weak current $L_a = \bar{q}^a (1 - \gamma_5) Q$ can be written in the effective theory as

$$L_a = \frac{if_H}{2} \text{Tr} \left[(1 - \gamma_5) H_{ba} \right] \quad (43)$$

where f_0 is the heavy meson decay constant. One can therefore write

$$\langle \bar{D}^0(v_2) | K^0 | B^0(v_1) \rangle = \frac{m_2 f_D}{f_K} \quad (44)$$

The non-resonant amplitude for the three body decay $B^0(v; m) \rightarrow D^+(v_1; m_1) D^-(v_2; m_2) K_s(p_K)$ can now be written, after setting $m_2 = m_1$, as

$$\bar{a}_{\text{non-res}} = K \frac{p - p_1}{m - m_1} \frac{f_D}{f_K} \chi(v \cdot \bar{v}) \quad (45)$$

where $K = \frac{G_F}{2} V_c \frac{c_1}{N_c} + c_2$. Note that the amplitude above is the same as the amplitude for $B^0 \rightarrow D^+ D^- K_s$ [4] except for a constant multiplicative factor $1=f_K$.

To a good approximation one can use $\chi \approx 1$ where χ is the velocity of the B^0 in the boosted frame where the two D are moving back to back. The K_s , in this limit, is emitted in a s-wave configuration as the amplitude is independent of the angles that specify the K_s momentum in the boosted frame. Then,

as in the $B^0 \rightarrow D^+ D^-$ case there are three helicity states allowed, $(+; +)$, $(-; -)$ and $(0; 0)$ with the corresponding helicity amplitudes H_{++} , H_{--} and H_{00} . The helicity states are not CP eigenstates and so one can go to the partial wave basis or the transverse basis where the states are in definite CP states. The transverse basis amplitudes are related to the helicity amplitudes as

$$\begin{aligned} A_k &= \frac{H_{++} + H_{--}}{\sqrt{2}} \\ A_? &= \frac{H_{++} - H_{--}}{\sqrt{2}} \\ A_0 &= H_{00} \end{aligned} \tag{46}$$

The three partial waves that are allowed in this case, s, p and d are then given by

$$\begin{aligned} s &= \frac{p^2 A_k + A_0}{3} \\ p &= A_? \\ d &= \frac{p^2 A_0 + A_k}{3} \end{aligned} \tag{47}$$

The CP of the final state is given by $(-)^L$ where $-$ is the intrinsic parity of the final states and L is the relative angular momentum between D^+ and D^- . In the approximation $v \rightarrow 0$ one can write the non-resonant amplitude for $B^0 \rightarrow D^+(v_+; m_+) D^-(v_-; m_-) K_s(p_k)$

$$a_{\text{non-res}} = K \frac{p^2 m_+ m_-}{h} (v_+ - v_-) \frac{f_D}{f_K} \frac{1}{i^{L_+ + L_- + L}} \tag{48}$$

There can also be pole contributions of the type shown in Figure 1.

These give the decay sequences

$$B^0 \rightarrow D^+ D_{s1}^- \rightarrow D^+ D^- K^0$$

and

$$B^0 \rightarrow D^+ D_s^- \rightarrow D^+ D^- K^0$$

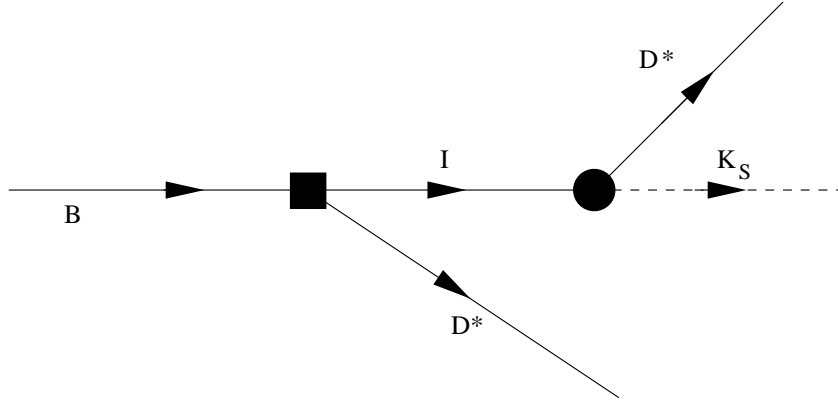


Figure 1: The pole contribution to the process $B \rightarrow D D K_S$. The intermediate state I can be D_{s1}^0 or D_s . The solid square represents the weak vertex while the solid circle represents the strong vertex.

The propagator for the vector resonance is given by

$$S = \frac{i(V V g)}{2V k} \quad (49)$$

where the momentum of the propagating particle $P = m_I V + k$ where m_I is the mass of the intermediate particle in Figure. 1.

The contribution from the pole diagrams are given by \bar{a}_{1res} and \bar{a}_{2res} , where \bar{a}_{1res} is, with $m_I = m_{D_{s1}^0}$,

$$\bar{a}_{1res} = K \frac{f_{D_{s1}^0}}{f_K} \frac{h p_k \cdot v}{(p_k \cdot v + m_{D_{s1}^0} + \frac{i_{D_{s1}^0}}{2})} \quad (50)$$

Note that the above amplitude can be rewritten as

$$\bar{a}_{1res} = \bar{a}_{non-res} \frac{f_{D_{s1}^0}}{f_D} \frac{g}{m_{D_{s1}^0}} \frac{h p_k \cdot v}{(p_k \cdot v + m_{D_{s1}^0} + \frac{i_{D_{s1}^0}}{2})} \quad (51)$$

\bar{a}_{2res} is given by, with $m_I = m_{D_s}$ where m_{D_s} is the D_s mass,

$$\bar{a}_{2res} = K \frac{f_{D_s}}{f_K} \frac{g}{(p_k \cdot v + (m_{D_s} + \frac{i_{D_s}}{2}))} X \quad (52)$$

The amplitude \bar{a}_{2res} gives a tiny contribution to the total amplitude and can be neglected. In fact, this amplitude vanishes in the small velocity limit where the D are almost at rest [23]. We note that the process with the 0^+ intermediate state

$$B^0 \rightarrow D^+ D_{s0} \rightarrow D^+ D K^0$$

is not allowed due to parity conservation while the amplitude with the 0^- intermediate state

$$B^0 \rightarrow D^+ D_s \rightarrow D^+ D K^0$$

is expected to be small compared to \bar{a}_{1res} . The propagator term in the above amplitude goes as approximately $1/(E_K + (m_D - m_{D_s}))$ which does not have a pole as in \bar{a}_{1res} . Moreover, the amplitude is further suppressed with respect to \bar{a}_{1res} by a factor $p_k = E_k$ or $\gamma \equiv v/v_0$, where v and v_0 are the three velocity and the time component of the velocity four vector of the D , from the $D_s^+ D^+ K^0$ vertex.

The total amplitude for $B^0(v; m) \rightarrow D^+(v_+; m_1) D^-(v_-; m_1) K_s(p_k)$ can be written as

$$\bar{a} = \bar{a}_{non-res} [P_1] \quad (53)$$

and the total amplitude for $B^0(v; m) \rightarrow D^+(v_+; m_1) D^-(v_-; m_1) K_s(p_k)$ can be written as

$$a = a_{non-res} [P_2] \quad (54)$$

with

$$P_1 = \frac{f_{D_{s1}}^s}{f_D} \frac{m^0}{m_1} \frac{hp_k \cdot v}{(p_k \cdot v + m_1 m_0 + \frac{i_{D_{s1}}^0}{2})} \quad (55)$$

$$P_2 = \frac{f_{D_{s1}}^s}{f_D} \frac{m^0}{m_1} \frac{hp_k \cdot \gamma}{(p_k \cdot \gamma + m_1 m_0 + \frac{i_{D_{s1}}^0}{2})} \quad (56)$$

In the boosted frame we can write

$$p_k \cdot v = \frac{E_k^0 E^0 + p_k^0 p^0 \gamma}{m_1} \quad (57)$$

$$p_k \cdot \gamma = \frac{E_k^0 E^0 + p_k^0 p^0 \gamma}{m_1} \quad (58)$$

where E_k^0 and p_k^0 are the energy and the magnitude of the momentum of the Kaon in the boosted frame, E^0 and p^0 are the energies and the magnitude of the momenta of the D in the boosted frame and m_1 is the D mass. In the boosted frame we have the following relations

$$E_k^0 = \gamma (E_k + \beta p) \quad (59)$$

$$= \frac{1}{1 - \frac{E_k^2 - m_k^2}{m^2 (1 - \frac{E_k}{m})^2}} E_k + \frac{E_k^2 - m_k^2}{m (1 - \frac{E_k}{m})} \quad (60)$$

$$p_k^0 = \gamma p = \frac{E_k^0 - m_k^2}{E_k + m_k} \quad (61)$$

$$p_+^0 = \gamma p = \frac{E_+^0 - m_1^2}{E_+ + m_1} \quad (62)$$

$$E_+^0 = E^0 = \frac{E_B^0 + E_k^0}{2} \quad (63)$$

where E_k and p_k are the energy and magnitude of the momentum of the K_s in the B rest frame, E_B^0 and p_B^0 are the energy and magnitude of the momentum of the B in the boosted frame and m , m_1 and m_k are the B, D and K_s masses.

Note from the above relations that P_1 and P_2 can be expressed in terms of E_k and y and $P_1(y; E_k) = P_2(y; E_k)$.

Squaring the amplitudes and summing over polarizations one can write

$$\bar{a}_j^2 = \bar{a}_{\text{non-res}}^2 |P_1|^2 \quad (64)$$

$$\bar{a}_j^2 = \bar{a}_{\text{non-res}}^2 |P_2|^2 \quad (65)$$

$$a \bar{a} = a_{\text{non-res}} \bar{a}_{\text{non-res}} (1 - |P_2|^2) (1 - |P_1|^2) \quad (66)$$

where

$$\bar{a}_{\text{non-res}}^2 = [x^2 + 2(2x_1x_2 + x_2)x + 2x_1^2 - x_2^2 + 4x_1 + 2] \quad (67)$$

$$\bar{a}_{\text{non-res}}^2 = [x^2 + 2(2x_1x_2 + x_1)x + 2x_2^2 - x_1^2 + 4x_2 + 2] \quad (68)$$

$$a_{\text{non-res}} \bar{a}_{\text{non-res}} = [x^2 + (x_1 + x_2 - 2)x + 2x_1 + 5x_1x_2 + 2x_2 + 2 + O(p_k^2/m^2)] \quad (69)$$

where

$$\begin{aligned}
 &= K \frac{p_- p_+}{m m_1} \\
 x_1 &= v \quad v = \frac{E_B^0 E_+^0 + p_B^0 p_+^0 y}{m m_1} \\
 x_2 &= v \quad v = \frac{E_B^0 E^0 + p_B^0 p^0 y}{m m_1} \\
 x &= v_+ \quad v = \frac{E_+^0 E^0 + p_+^0 p^0}{m_1^2}
 \end{aligned}$$

The double differential decay distribution for the time independent process

$$B^0(v; m) \rightarrow D^+(1; v_+; m_1) D^-(2; v; m_1) K_S(p_k)$$

can be written as

$$\frac{1}{dy dE_k} = \frac{f(y; E_k)}{\int f(y; E_k) \frac{p_k p_+^0}{m} dy dE_k} \quad (70)$$

$$f(y; E_k) = [x^2 + 2(2x_1 x_2 + x_2)x + 2x_1^2 - x_2^2 + 4x_1 + 2] j_1 P_1 j_1^2 \quad (71)$$

where p_k^0 and p_+^0 are the magnitudes of the three momentum of the K_S and D^+ in the boosted frame. The differential distribution depends only on $\frac{f_{D_{s1}^0}}{f_D}$, the mass m^0 and the coupling h of the D_{s1}^0 state. It is expected that $f_{D_{s1}^0} = f_{D_s}$ and in the SU(3) limit $f_{D_s} = f_D$. So in the SU(3) limit a two parameter fit to the differential decay distribution can measure the mass and the coupling of the D_{s1}^0 state.

The widths of the positive parity excited states are expected to be saturated by single kaon transitions [13]. In our calculation we require the width of the D_{s1}^0 state. Assuming

$$\Gamma_{D_{s1}^+} = (\Gamma_{D_{s1}^+ \rightarrow D^+ K^0} + \Gamma_{D_{s1}^+ \rightarrow D^0 K^+}) \quad (72)$$

one can write

$$\Gamma_{D_{s1}^0} = \frac{h^2}{f_K^2} \frac{m_1}{m^0} (m^0 - m_1)^2 p \quad (73)$$

where p is the magnitude of the three momentum of the decay products in the rest frame of D_{s1}^0 and m_1 and m_0 are the masses of the D_s and D_{s1}^0 state.

It is clear that if $a = a'$ then the dilution factor $D = 1$. However that is not the case here. For the non resonant contribution, in the approximation of small velocity of the B , the final state is an admixture of CP states with different CP parities. This leads to $D < 1$. This is the same dilution of the asymmetry as in the case for $B \rightarrow D^+ D^-$. When the resonant contribution is included there is additional dilution of the asymmetry because the amplitude a and a' have an asymmetric dependence on the variable y . This reflects the fact that in the process $B^0 \rightarrow D^+ D_{s1}^- \rightarrow D^+ D^- K^0$ the Kaon emerges most of the time closer to D^- than the D^+ . The situation is reversed for B^0 decays.

Since the dilution factor, D , essentially measures the overlap of the amplitude a and a' it is clear that a broad resonance will give a larger value for D than a narrow one. One can also reduce the dilution of the asymmetry by imposing cuts so as to reduce the resonant contribution. However as we try to increase the value of D by reducing the resonance through cuts we also lessen the branching ratio from loss of signal. We consider a couple of cases where cuts may be employed to decrease the dilution of the asymmetry.

From Eq. (55-56) it is clear that resonance occurs when the following condition is met

$$p_k \sqrt{y} = m_0^2 - m_1^2 \quad (74)$$

$$p_k \sqrt{v} = m_0^2 - m_1^2 \quad (75)$$

If, in the allowed region of E_k , we can find a value E_{k0} such that for values of $E_k > E_{k0}$ the above conditions are not satisfied for $1 - y < 1$ then we can remove the resonance by using the cut $E_k > E_{k0}$. The value of $E_{k0} = 0.76$ GeV in our case. We will call this case cut 1 for future reference.

Another possible cut is to include the whole range of E_k but in the region $E_k > E_{k0}$ we remove the resonance by cutting on the variable y . We can use the region $0.5 < y < 0.5$ since for most values of E_k the resonance condition is satisfied in the range $1 - y < 0.5$ and $0.5 < y < 1$. We will call this

case cut 2 for future reference. In any event, the cuts can be optimized after the resonance has been seen experimentally.

4 Results and Discussions

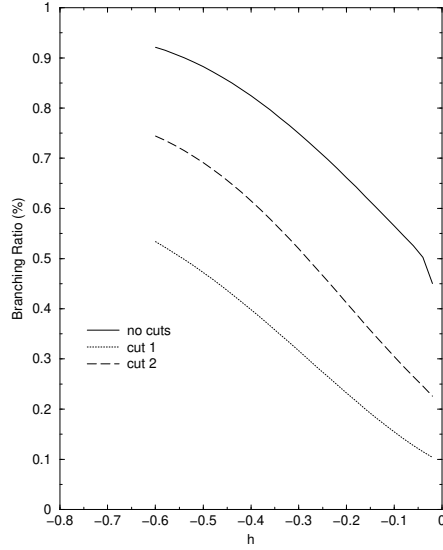


Figure 2: The branching fraction for $B^0 \rightarrow D^+ D^- K_s$ as a function of the h with and without cuts.

As inputs to the calculation, we use $f_{D_{s1}^0} = f_{D_s} = f_D = 200 \text{ MeV}$ and take the mass of the D_{s1}^0 state to be 2.06 GeV . For the Isgur-Wise function we use the form [24]

$$\chi(q^2) = \left(\frac{2}{1 + |q^2|} \right)^2.$$

QCD sum rules have been used to compute the strong coupling constants g and h [25]. We will use $g = 0.3$ as obtained in Ref [25] but keep h as a free parameter because this coupling plays a more important role in the decay widths.

Fig. 2 shows the branching fraction for $B^0 \rightarrow D^+ D^- K_s$ as a function of the coupling h . A QCD sum rule calculation gives $h = 0.5$ [25]. We use the same sign of h as obtained in QCD sum rule calculation but vary h from 0.6 to 0.1 . For this range of h the branching fraction can vary in the range $0.45 - 0.93\%$

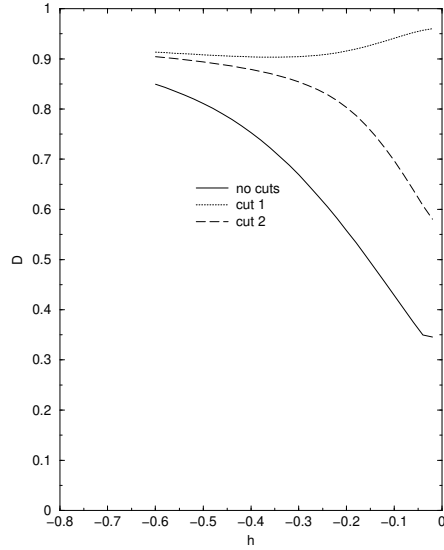


Figure 3: The Dilution factor D as a function of the h with and without cuts.

when we employ no cuts. For $h = 0.4$ which corresponds to a D_{s1}^0 state with a width of about 150 MeV the branching fraction is 0.83%. In our calculation this corresponds to a branching ratio $B(B^0 \rightarrow D^+ D^- K^0) = B(B^0 \rightarrow D^0 D^+ K^-) = B(B^+ \rightarrow D^0 D^+ K^0) = B(B^+ \rightarrow D^+ D^0 K^0) = 0.9 = 1.86\%$. This is consistent with the CLEO measurements mentioned above. We also show in the figure the branching fractions with cuts employed to lessen the dilution of the CP asymmetry.

Fig. 3 shows a plot of the dilution factor D versus the coupling h . As expected a larger value of $|h|$ gives a larger value of D and hence less dilution in the asymmetry because for a broad D_{s1}^0 state there is more overlap between the amplitude for $B^0 \rightarrow D^+ D^- K_s$ and $B^0 \rightarrow D^+ D^- K_s$. For $h = 0.4$ the dilution factor is about 0.75 with no cuts. For the case of cut 1, where we use the cut $E_k > E_{k0}$ to effectively remove the resonance, the dilution factor increases with smaller $|h|$. This is because for smaller $|h|$ and $E_k > E_{k0}$ the resonant amplitude is small and the total amplitude is dominated by the non-resonant amplitude which give a larger value for D . For the case of cut 2, as in the case with no cuts, the dilution factor D decreases with smaller $|h|$. This is because we are using the entire region of E_k and not removing the resonance by the cut $E_k > E_{k0}$ as in the case of cut 1. Consequently a broader resonance and hence a larger value of

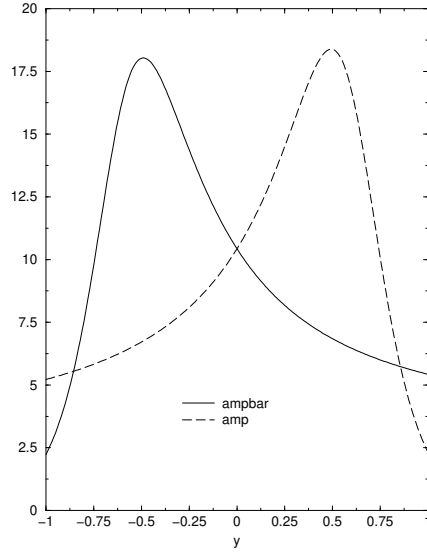


Figure 4: The squared amplitude for $B^0 \rightarrow D^+ D^- K_s$ and $B^0 \rightarrow D^+ D^- K_s$ as a function of the variable y for $h = 0.4$ which corresponds to a D_{s1}^0 state with a width of about 150 MeV.

h gives a larger value of D^- and vice versa.

Figure 4 shows the squared amplitude for $B^0 \rightarrow D^+ D^- K_s$ and $B^0 \rightarrow D^+ D^- K_s$ as a function of the variable y for $h = 0.4$. As mentioned above the nature of the two curves reflects the fact that in the process $B^0 \rightarrow D^+ D_{s1}^0 \rightarrow D^+ D^- K^0$ the K meson emerges most of the time closer to D^- than the D^+ while the situation is reversed for B^0 decays.

Fig. 5 shows the plot of the function G_0, G_c, G_{s1} and G_{s2} as a function of y for $E_k = 0.6$ GeV and for $h = 0.4$. From the figure we see that the functions G_0 and G_{s1} are symmetric in y while G_c and G_{s2} are antisymmetric in y . This follows from the absence of direct CP violation as shown in Eq. (19-22).

In Fig. 6 we show the decay distribution $d\Gamma/dE_k$ versus the K meson energy E_k . For all values of E_k the decay distribution shows a clear resonant structure which comes from the pole contribution to a_{1res} with the excited $J^P = 1^+$ intermediate state. Therefore, examination of the $D^- K_s$ mass spectrum may be the best experimental way to find the broad 1^+ p-wave D_s meson and as mentioned in the previous section a fit to the decay distribution will measure its mass and the coupling.

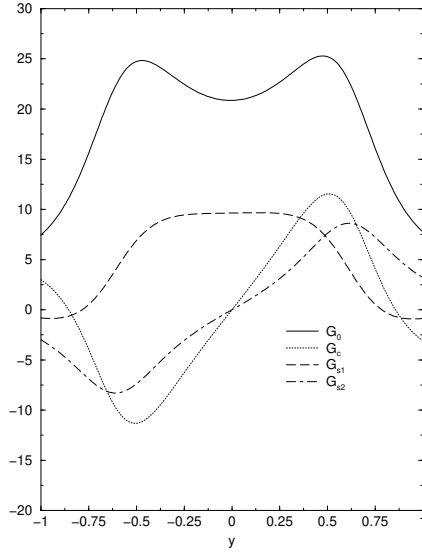


Figure 5: The function G_0, G_c, G_{s1} and G_{s2} as a function of y for $E_k = 0.6 \text{ GeV}$ and $h = 0.4$

In Fig. 7 we show the functions G_0, G_c, G_{s1} and G_{s2} integrated over the $y = 0$ as a function of h . J_0 and J_c refer to the integrated G_0 and G_c functions while J_{s1} and J_{s2} refer to the integrated G_{s1} and G_{s2} functions. As already mentioned, restricting the integration range to $y = 0$ allows a probe of the $\cos(2\theta)$ term in the time dependent rate for $B^0 \rightarrow D^{(+)} D^{(-)} K_s$ decays. It is clear from the figure that a broader resonance is more favorable to probe G_{s2} which is the coefficient of the $\cos(2\theta)$ term.

In summary, we have studied the possibility of extracting $\sin(2\theta)$ and $\cos(2\theta)$ from time dependent $B^0 \rightarrow D^{(+)} D^{(-)} K_s$ decays. These decays are expected to have less penguin contamination and much larger branching fractions than the two body modes $B^0 \rightarrow D^{(+)} D^{(-)}$. Using HHCHPT we have calculated the branching fractions and the various coefficient functions that appear in the time dependent rate for $B^0 \rightarrow D^{(+)} D^{(-)} K_s$. We also showed that a examination of the $D K_s$ mass spectrum may be the best experimental way to find the broad 1^+ p-wave D_s meson and measure its mass and coupling.

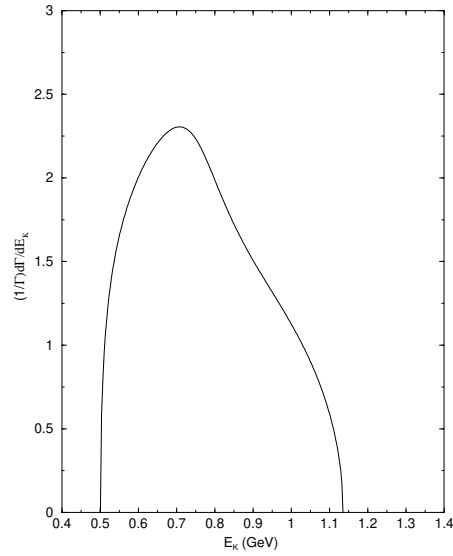


Figure 6: The decay distribution $d\Gamma/dE_K$ versus the K meson energy E_K .

5 Acknowledgements

We thank Yuval Grossman for an important observation. This work was supported in part by the United States Department of Energy (T. Browder and S. Pakvasa), and by the Natural Sciences and Engineering Council of Canada (A. Datta and P. J. O'Donnell).

References

- [1] A. B. Carter and A. I. Sanda, *Phys. Rev. D* **23**, 1567 (1981); I. I. Bigi and A. I. Sanda, *Nucl. Phys. B* **193**, 85 (1981).
- [2] I. Dunietz, H. Quinn, A. Snyder, W. Toki and H. J. Lipkin, *Phys. Rev. D* **43**, 2193 (1993).
- [3] G. Michelon, SLAC-BABAR-NOTE-342, Dec 1996.
- [4] J. Rosner, *Phys. Rev. D* **42**, 3732 (1990); Zhi-zhong Xing, [hep-ph/9907454](#); X-Y. Pham and Zhi-zhong Xing, [hep-ph/9904360](#).

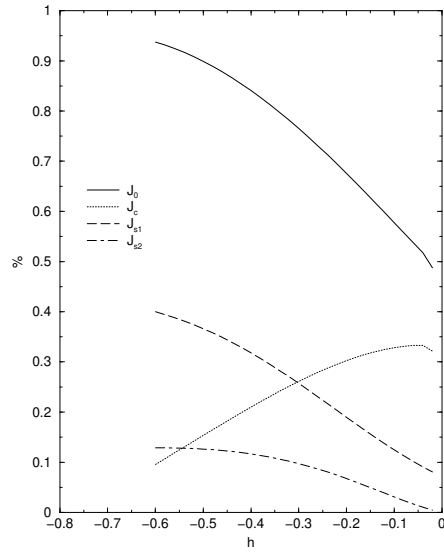


Figure 7: The functions G_0, G_c, G_{s1} and G_{s2} integrated over the $y = 0$ as a function of h . J_0 and J_c refer to the integrated G_0 and G_c functions while J_{s1} and J_{s2} refer to the integrated G_{s1} and G_{s2} functions. The values of the integral can be obtained by multiplying by B where B is the width of the B .

[5] G. Buchalla, I. Dunietz, and H. Yamamoto, *Phys. Lett. B* 364, 185 (1995).

[6] T. E. Coan et al. (CLEO Collaboration), *Phys. Rev. Lett.* 80, 1150 (1998).

[7] CLEO Collaboration, CLEO CONF 97-26.

[8] R. Barate et al. (ALEPH Collaboration), *European Physical Journal C* 4, 387 (1998).

[9] DELPHI Collaboration, 1996 conference paper 96-27 CONF 26 and 1997 EPS conference paper 448.

[10] M. Artuso et al. (CLEO Collaboration), *Phys. Rev. Lett.* 82, 3020 (1999).

[11] M. B. Wise, *Phys. Rev. D* 45 2188 (1992); G. Burdman and J. Donoghue, *Phys. Lett. B* 280 287 (1992); T. M. Yan et al., *Phys. Rev. D* 46 1148 (1992); R. Casalbuoni, A. Deandrea, N. Di Bartolomeo, F. Ferruccio, R. Gatto and G. Nardulli, *Phys. Rep.* 281, 145 (1997).

[12] G. Caso et al., *European Journal of Physics*, 3, 521 (1998).

- [13] A. F. Falk and M. Luke, *Phys. Lett. B* 292, 119 (1992).
- [14] M. Bishai et al (CLEO Collaboration), *Phys. Rev. D* 57, 3847 (1998).
- [15] N. Isgur and M. B. Wise, *Phys. Rev. Lett.* 66, 1130 (1991).
- [16] S. Godfrey and N. Isgur, *Phys. Rev. D* 32, (1985) 189; S. Godfrey and R. Kokoski, *Phys. Rev. D* 43, 1679 (1991).
- [17] P. Colangelo, F. De Fazio, G. Nardulli, N. Paver and Riazuddin, hep-ph/9901264.
- [18] M. Lautenbacher and P. Weisz, *Nucl. Phys. B* 400, 37 (1993); A. Buras, M. Jamin and M. Lautenbacher, *ibid*, 75 (1993); M. Ciuchini, E. Franco, G. Martinelli and L. Reina, *Nucl. Phys. B* 415, 403 (1994).
- [19] A. J. Buras, hep-ph/9806471.
- [20] R. Fleischer, *Z. Phys. C* 58 483 (1993); *Z. Phys. C* 62 81 (1994); G. Kramer, W. F. Palmer and H. Simma, *Nucl. Phys. B* 428 77 (1994); *Z. Phys. C* 66 429, (1994); N. G. Deshpande and X.-G. He, *Phys. Lett. B* 336, 471 (1994).
- [21] J. Gasser and H. Leutwyler, *Phys. Rep.* 87, 77 (1982).
- [22] M. Bauer, B. Stech and M. Wirbel, *Z. Phys. C* 34, 103 (1987);
- [23] B. Blok, M. Shifman and N. Uraltsev, *Nucl. Phys. B* 494, 237 (1997).
- [24] J. Charles, A. Le Yaouanc, L. Oliver, O. Pene and J.-C. Raynal, *Phys. Lett. B* 425, 375 (1998); 433, 441 (1998) (E).
- [25] P. Colangelo, A. Deandrea, N. Di Bartolomeo, F. Feruglio, R. Gatto and G. Nardulli, *Phys. Lett. B* 339, 151 (1994); P. Colangelo, F. De Fazio, N. Di Bartolomeo, R. Gatto, G. Nardulli, *Phys. Rev. D* 52, 6422 (1995); P. Colangelo and F. De Fazio, *Eur. Phys. J. C* 4, 503 (1998);

V M .Belyaev, V M .Braun, A .K hodjam irian and R .Ruckl, Phys. Rev. D 51, 6177 (1995);
S.Narison and H G .D osch, Phys. Lett. B 368, 163 (1996).