

D^0 MIXING AND CABIBBO SUPPRESSED DECAYS

D. M. ASNER

*Department of Physics, University of California,
Santa Barbara 93106-9530, USA*

The CLEO collaboration reported observation of the ‘wrong sign’ decay $D^0 \rightarrow K^+\pi^-$ in 1993. Upgrades have been made to the CLEO detector¹, including installation of a silicon vertex detector², which provide substantial improvements in sensitivity to $D^0 \rightarrow K^+\pi^-$. The vertex detector enables the reconstruction of the proper lifetime³ of the D^0 , and so provides sensitivity to $D^0-\bar{D}^0$ mixing. We will give preliminary results on the rate of ‘wrong sign’ decay and $D^0-\bar{D}^0$ mixing using data from the 9.1 fb^{-1} of integrated luminosity that has been accumulated with the upgrades in place. In addition, we will give sensitivity estimates of on-shell $D^0-\bar{D}^0$ mixing derived from measurement of the lifetime measured with decays of the D^0 to CP eigenstates such as K^+K^- , $\pi^+\pi^-$, and $K_S\phi$.

1 Introduction

Ground state mesons such as the K^0 , D^0 , and B^0 , which are electrically neutral and contain a quark and antiquark of different flavor, can evolve into their respective antiparticles, the \bar{K}^0 , \bar{D}^0 , and \bar{B}^0 . The rate measurements of $K^0-\bar{K}^0$ mixing and $B^0-\bar{B}^0$ mixing have guided both the elucidation of the structure of the Standard Model and the determination of the parameters that populate it. These mixing measurements permit crude, but accurate, estimates of the masses of the charm and top quark masses prior to direct observation of those quarks at the high energy frontier.

Within the framework of the Standard Model the evolution of a D^0 into a \bar{D}^0 is expected to be infrequent, for two reasons. First, the overall D^0 decay amplitude is not Cabibbo suppressed, in distinction to the K^0 and B^0 cases. In all cases the mixing amplitude is (at least) double Cabibbo suppressed; consequently, the magnitudes of x and y , which are the ratios of the mixing amplitude via virtual and real intermediate states, respectively, to the mean decay amplitude, are not expected to exceed $\tan^2\theta_c \approx 0.05$ for $D^0-\bar{D}^0$ mixing.⁴

$$x = \frac{\Delta M}{\bar{\Gamma}} \quad y = \frac{\Delta\Gamma}{2\bar{\Gamma}}$$

Three out of four of the analogous ratios for the K^0 and B^0 systems have been measured and are all close to unity. Second, the near degeneracy in mass of the

d and s quarks relative to the W boson causes the Glashow-Illiopolous-Maini (GIM) cancellation to be particularly effective⁵. This drives the relative D^0 amplitudes down by a rather uncertain additional factor of 10 to 10^3 . It was the *absence* of perfect GIM cancellation that permitted the inference of crude values of m_c and m_t from the various measurements of K^0 and B^0 mixing, prior to the direct observation of the c and t quarks.

The observation of a value of $|x|$ in the $D^0 - \bar{D}^0$ system in excess of about 5×10^{-3} might be evidence of incomplete GIM-type cancellations among new families of particles, such as supersymmetric partners of quarks.⁶ The evidence would be most compelling if either the mixing amplitude exhibited a large CP violation, or if the Standard Model contributions could be decisively determined. It is possible that in the Standard Model that $|y| > |x|$,⁷ and a determination of y allows the estimation of at least some of the long-distance Standard Model contributions to x .

The Standard Model predicts that $D^0 - \bar{D}^0$ mixing is likely to proceed through real intermediate states and will cause the decays to CP+ final states to have the shorter lifetime. This situation would cause *constructive* interference between mixing and decay in the process $D^0 \rightarrow K^+ \pi^-$.

The study of Cabibbo suppressed decays of the D^0 to pairs of pseudo-scalars provides two avenues into the study of $D^0 - \bar{D}^0$ mixing. First, for single Cabibbo suppressed decays, the final states $\pi^+ \pi^-$ and $K^+ K^-$ (Fig. 1a and 1b) are common to both the D^0 and \bar{D}^0 , and so these final states provide innate sensitivity to mixing. Because these final states are also CP eigenstates, on-shell mixing of the D^0 with the \bar{D}^0 can change the exponential lifetime of the D^0 as measured exclusively with $\pi^+ \pi^-$ and $K^+ K^-$. The shift in lifetime as measured with CP = +1 final states, such as $\pi^+ \pi^-$ and $K^+ K^-$ (Fig. 1d and 1e), should be equal in magnitude and opposite in sign to the lifetime shift as measured with CP = -1 final states, such as $\rho^0 K_S$ and ϕK_S (Fig. 1c). The $D^{*\pm}$ tag, used to identify the flavor of the decaying D^0 or \bar{D}^0 , opens up the second avenue to mixing. The tag is essential to distinguish the nominally double-Cabibbo suppressed decay (DCSD), $D^0 \rightarrow K^+ \pi^-$, from the Cabibbo-favored $\bar{D}^0 \rightarrow K^+ \pi^-$. The time-integrated rate of $D^0 \rightarrow K^+ \pi^-$ can then be used to limit the mixing process $D^0 \rightarrow \bar{D}^0 \rightarrow K^+ \pi^-$. The proper time distribution for this decay has three components - DCSD $\propto e^{-t}$, on-shell mixing $\propto t e^{-t}$ and off-shell mixing $\propto t^2 e^{-t}$. The contribution of DCSD is important to measure because the smaller the DCSD contribution is, the *greater* the sensitivity to mixing.

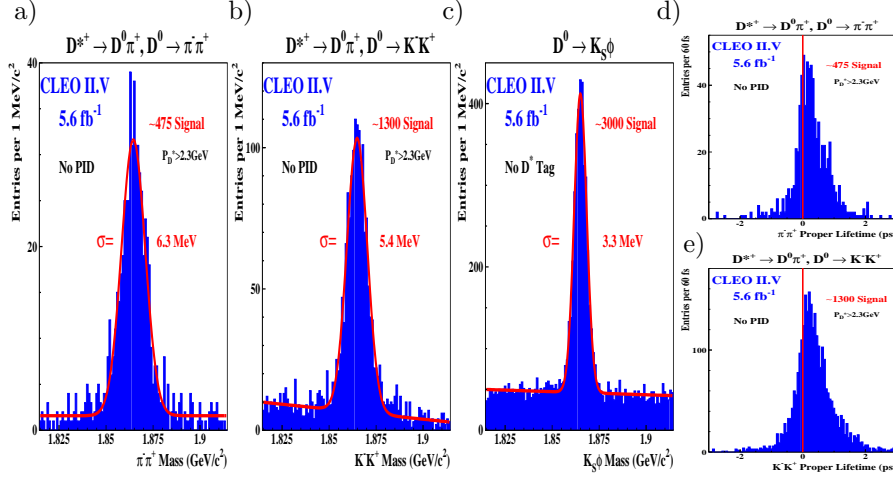


Figure 1. CP^+ Mass Distributions a) $D^0 \rightarrow K^+K^-$ b) $D^0 \rightarrow \pi^+\pi^-$ with D^{\pm} tag. CP^- Mass Distribution c) $D^0 \rightarrow \phi K_S$. D^0 decay time d) $D^0 \rightarrow K^+K^-$ e) $D^0 \rightarrow \pi^+\pi^-$.

2 Formalism

Wrong-sign hadronic decays occur via DCSD or mixing. In the limit of small mixing and no CP violation the decay time distribution depends on the rates, R_{DCSD} and R_{Mix} .

$$w(t) = (R_{\text{DCSD}} + \sqrt{2R_{\text{DCSD}}R_{\text{Mix}}}\cos\phi)t + \frac{1}{2}R_{\text{Mix}}t^2)e^{-t} \quad (1)$$

where, in terms of the other usual parameters,

$$R_{\text{Mix}} = \frac{1}{2}(x^2 + y^2) \quad \phi = \tan^{-1}\left(-2\frac{\Delta M}{\Delta\Gamma}\right) + \delta_s = \tan^{-1}\left(-\frac{x}{y}\right) + \delta_s \quad (2)$$

The strong phase between $D^0 \rightarrow K^+\pi^-$ and $\bar{D}^0 \rightarrow K^+\pi^-$ amplitudes, δ_s , is small by theoretical bias⁹. The time-integrated wrong-sign rate is,

$$R_{\text{WS}} = R_{\text{DCSD}} + \sqrt{2R_{\text{DCSD}}R_{\text{Mix}}}\cos\phi + R_{\text{Mix}}, \quad (3)$$

and the mean wrong-sign decay time is,

$$\langle t_{\text{WS}} \rangle = \frac{R_{\text{DCSD}} + 2\sqrt{2R_{\text{Mix}}R_{\text{DCSD}}}\cos\phi + 3R_{\text{Mix}}}{R_{\text{DCSD}} + \sqrt{2R_{\text{Mix}}R_{\text{DCSD}}}\cos\phi + R_{\text{Mix}}} \quad (4)$$

The behavior of $\langle t_{\text{WS}} \rangle$ is shown as a function of $R_{\text{Mix}}/(R_{\text{DCSD}} + R_{\text{Mix}})$ in Fig. 2a for the cases of $\cos\phi = \pm 1$ and $\cos\phi = 0$.

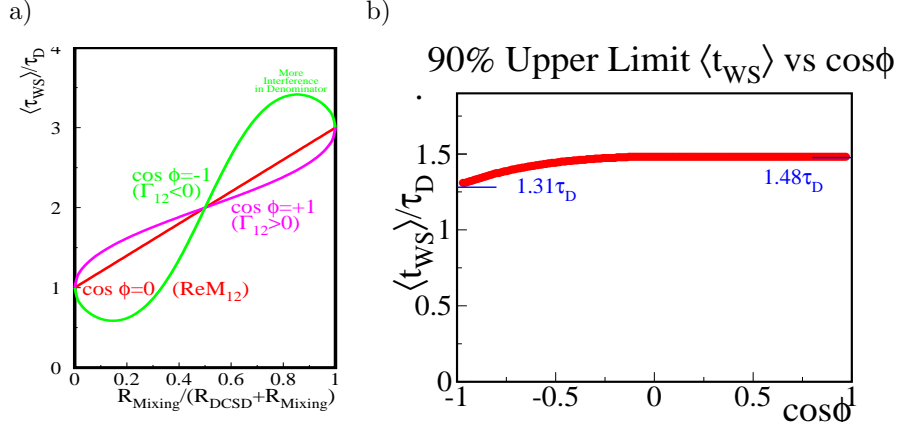


Figure 2. a) $\langle t_{WS} \rangle$ vs $R_{\text{Mixing}} / (R_{\text{DCSD}} + R_{\text{Mixing}})$ b) $\langle t_{WS} \rangle$ vs $\cos \phi$, 90% C.L. Upper Limit.

3 Wrong-Sign rate R_{ws} and Mean Decay time $\langle t_{ws} \rangle$

A binned maximum likelihood fit of the MC-generated background components to the two dimensional data on the $M_{K\pi\pi} - M_{K\pi}$ vs. $M_{K\pi}$ plane¹⁰ determines R_{ws} .

$$R_{WS} = \frac{\Gamma(D^0 \rightarrow K^+\pi^-)}{\Gamma(D^0 \rightarrow K^-\pi^+)} = 0.0031 \pm .0009(stat) \pm .0007(syst) \quad (5)$$

The fit also yields a breakdown of the background event content in Fig. 3a and 3b. The mean Wrong-sign decay time can be determined from Fig. 3c using the mean decay time for \bar{D}^0 and uds backgrounds of $\tau = 1$ and $\tau = 0$, respectively, combined with the background composition, we evaluate:

$$\langle t_{WS} \rangle = (0.65 \pm 0.40) (\times \tau_{D^0}) \quad (6)$$

Proper renormalization to the physical regions of t_{ws} (Fig. 2a) is required. The 90% C.L. Upper Limit on $\langle t_{WS} \rangle$ vs $\cos \phi$ is shown in Fig. 2b. We obtain limits in the two dimensional space of R_{Mixing} vs. R_{DCSD} from the rate of Wrong Sign decay, and the mean $\langle t_{WS} \rangle$.

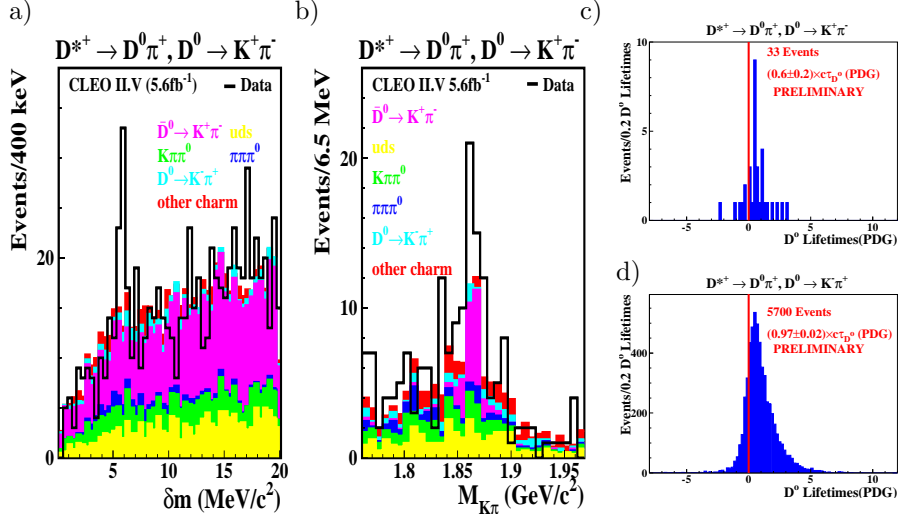


Figure 3. Binned likelihood fit of a) $M_{K\pi\pi} - M_{K\pi} - M_\pi$ vs b) $M_{K\pi}$ determines composition of background. t_{ws} for c) $D^0 \rightarrow K^+\pi^-$ d) $D^0 \rightarrow K^-\pi^+$.

4 Previous $D^0 - \bar{D}^0$ Mixing Limits

Three groups have reported non-zero measurements of R_{WS} all with analysis evaluated for the case $\cos\phi = 0$, and with neglect of CP violation:

- CLEO-II¹¹, equivalent to $R_{WS} = R_{DCSD} + R_{Mix} = (0.77 \pm 0.35)\%$.
- E791¹², where $R_{DCSD} = (0.68 \pm 0.35)\%$, and $R_{Mix} = (0.21 \pm 0.09)\%$, where, for R_{Mix} , $D^0 \rightarrow K^+\pi^-\pi^+\pi^-$ contribute in addition to $D^0 \rightarrow K^+\pi^-$; no report of a non-zero R_{Mix} was made.
- Aleph¹³, where $R_{DCSD} = (1.84 \pm 0.68)\%$, and an upper limit of $R_{Mix} < 0.92\%$ is obtained, at 95% C.L.

Additionally, there are two other relevant limits on R_{WS} . The E691 collaboration¹⁴ limited $R_{Mix} < 0.37\%$, at 90% C.L., where again $D^0 \rightarrow K^+\pi^-\pi^+\pi^-$ contribute in addition to $D^0 \rightarrow K^+\pi^-$, and $R_{DCSD} < 1.5\%$ at 90% C.L. The E791¹⁵ collaboration sought $D^0 \rightarrow K^+\ell^-\bar{\nu}_\ell$, and limited $R_{Mix} < 0.5\%$. The regions allowed by the above work, in the R_{Mix} vs. R_{DCSD} plane, for $\cos\phi = 0$, are shown in Fig. 4a.

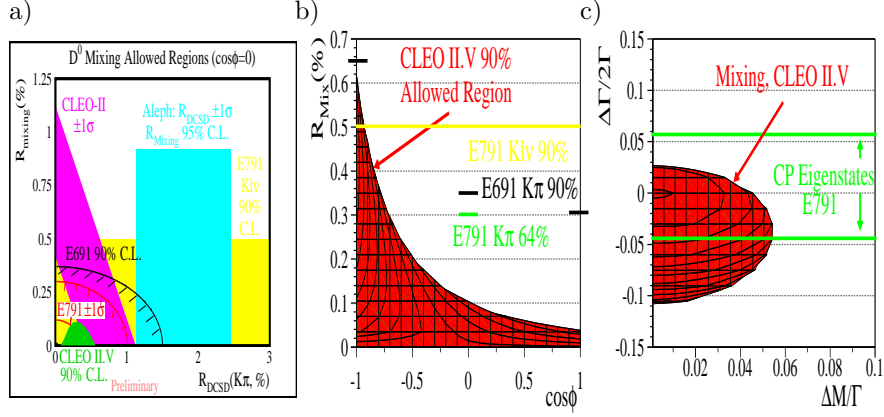


Figure 4. a) World mixing limits ($\cos\phi = 0$). CLEO-II.V 90% Mixing limits obtained from $D^0 \rightarrow K^+\pi^-$ b) R_{Mix} vs $\cos\phi$. c) x vs y .

5 CLEO-II.V Charm Mixing Limits

The limits on $D^0 - \bar{D}^0$ determined from $D^0 \rightarrow K^+\pi^-$ with $5.6fb^{-1}$ of CLEO-II.V data are shown in Fig. 4b-c and in column 1 of table 1. Combining with $D^0 \rightarrow CP^+$ analysis from E791¹⁶ improves limits on R_{Mix} and y (table 1, column 2). The CLEO-II.V sensitivity ($9.1fb^{-1}$) combining $D^0 \rightarrow K^+\pi^-, K^+\pi^-\pi^0, K^+\pi^-\pi^+\pi^-$ and $D^0 \rightarrow CP$ analyses is listed in column 3. A factor of 2-5 (3-10) improvement in precision is obtained over the PDG¹⁷ with $5.6fb^{-1}$ ($9.1fb^{-1}$). It is noteworthy that the CLEO II.V limit for $x \sim \tan^2\theta_{\text{Cabibbo}}$, is more or less the largest level that $D^0 - \bar{D}^0$ mixing can be in the Standard Model.

Table 1. Current limit on $D^0 - \bar{D}^0$ Mixing Limits and projected CLEO-II.V sensitivity.

	CLEO-II.V ($5.6fb^{-1}$)	CLEO-II.V +E791	CLEO-II.V (Complete)	RPP98
x	$ x < .054$	$ x < .054$	$ x < .03$	$ x < .096$
y	$-.108 < y < .027$	$-.042 < y < .027$	$ y < .01$	$ y < .10$
R_{ws}	$.31 \pm .09\%$	$.31 \pm .09\%$	$\pm .05\%$	$.72 \pm .25\%$
R_{Mix}	$< 1.1\%$	$< 0.25\%$	$< 0.05\%$	$< 0.5\%$

Acknowledgments

We gratefully acknowledge the effort of the CESR staff in providing us with excellent luminosity and running conditions. This work was supported by the National Science Foundation, the U.S. Department of Energy, Research Corporation, the Natural Sciences and Engineering Research Council of Canada, the A.P. Sloan Foundation, the Swiss National Science Foundation, and the Alexander von Humboldt Stiftung.

References

1. CLEO Collab., CLEO-II Detector, Nucl.Instrum.Meth.A320 (1992) 66-113.
2. T. S. Hill, CLEO-II Silicon Vertex Detector, Nucl.Instrum.Meth.A418 (1998) 32-39.
3. CLEO Collab., Measurement of Charm Meson Lifetimes, <http://xxx.lanl.gov/abs/hep-ex/9902011>
4. L. Wolfenstein, Phys.Lett.**B164** (1985) 170.
5. A. Datta and D. Kumbhakar, Zeit.Phys.**C27** (1985) 515.
6. A. G. Cohen *et al.* Phys.Rev.Lett.**78** (1997) 2300, <http://xxx.lanl.gov/abs/hep-ph/9610252>.
7. E. Golowich and A. Petrov, Phys.Lett.**B427** (1998) 172, <http://xxx.lanl.gov/abs/hep-ph/9802291>.
8. T. Liu, An Overview of $D^0 - \bar{D}^0$ Mixing Search Techniques, <http://xxx.lanl.gov/abs/hep-ph/9508415>.
9. T.E. Browder, S. Pakvasa, Phys.Lett.B383:475-481,1996 <http://xxx.lanl.gov/abs/hep-ph/9508362>.
10. J. Gronberg, D^0 Mixing at CLEO-II, <http://xxx.lanl.gov/abs/hep-ph/9903368>.
11. CLEO Collab., Observation of $D^0 \rightarrow K^+ \pi^-$, Phys.Rev.Lett.72 (1994).
12. E791 Collab., Search for $D^0 - \bar{D}^0$ Mixing and Doubly-Cabibbo-suppressed Decays of the D^0 in Hadronic Final States, Phys.Rev.D57 (1998) 13.
13. Aleph Collab., Study of $D^0 - \bar{D}^0$ Mixing and D^0 Doubly Cabibbo Suppressed Decays, Phys.Lett.B436:211-221,1998.
14. E691 Collab., A Study of $D^0 - \bar{D}^0$ Mixing, Phys.Rev.Lett. 60 (1988).
15. E791 Collab., A Search for $D^0 - \bar{D}^0$ Mixing in Semileptonic Decay Modes, Phys.Rev.Lett. 77 (1996) 2384-2387.
16. E791 Collab. , Measurement of Lifetimes and a Limit on the Lifetime Difference in the Neutral D-Meson System, <http://xxx.lanl.gov/abs/hep-ph/9903012>.
17. C. Caso *et al.*, European Physical Journal C **3** (1998) 1.