

IFM-FT-188/99
hep-ph/9903274

March 1999

ELECTROWEAK BARYOGENESIS IN THE MSSM^a

M. QUIROS, M. SECO
Instituto de Estructura de la Materia,
E-28006, Madrid, SPAIN
e-mail: m.ariano@makoki.iam.csic.es

We review the baryogenesis scenario in the MSSM at the perturbative level and, in particular, the impact of two-loop corrections on the strength of the phase transition and the amount of generated baryon asymmetry. We constrain the baryogenesis window, where $m_H < 115$ GeV, for $m_0 < \text{a few GeV}$, and the right-handed stop mass is constrained in the region, $100 \text{ GeV} < m_e < m_t$. This scenario will be tested at LEP and Tevatron colliders.

1 Introduction

Electroweak baryogenesis¹ is an appealing mechanism to explain the observed value of the baryon-to-entropy ratio, $n_B/s \approx 10^{-10}$, at the electroweak phase transition², that can be tested at present and future high-energy colliders. Although the Standard Model (SM) contains all the necessary ingredients¹ for a successful baryogenesis, it fails in providing enough baryon asymmetry. In particular it has been proven by perturbative³⁻⁵ and non-perturbative⁶ methods that, for Higgs masses allowed by present LEP bounds, the phase transition is too weakly first order or does not exist at all (it is an analytical cross-over⁷), and any previously generated baryon asymmetry would be washed out after the phase transition. On the other hand the amount of CP violation arising from the CKM phase is too small for generating the observed baryon asymmetry⁸. Therefore electroweak baryogenesis requires physics beyond the Standard Model at the weak scale.

Among the possible extensions of the Standard Model at the weak scale, its minimal supersymmetric extension (MSSM) is the best motivated one. It provides a technical solution to the hierarchy problem and has deep roots in more fundamental theories unifying gravity with the rest of interactions. As for the strength of the phase transition⁹⁻¹¹, a region in the space of supersymmetric

^aPlenary talk given at Strong and Electroweak Matter (SEW 98), 3 December 1998, Copenhagen.

parameters has been found¹²⁻²⁰ where the phase transition is strong enough to let sphaleron interactions go out of equilibrium after the phase transition and not erase the generated baryon asymmetry. This region (the so-called light stop scenario) provides values of the lightest Higgs and stop eigenstate masses which will be covered at LEP 2 and Tevatron colliders.

The MSSM has new violating phases²¹ that can drive enough amount of baryon asymmetry²²⁻²⁸ provided that the previous phases are not much less than 1 and the charginos and neutralinos are not heavier than 200 GeV. In all calculations of the baryon asymmetry the details of the wall parameters play a prominent role in the final result. In particular the wall thickness, L_1 , and the relative variation of the two Higgs fields along the wall, δ , are typical parameters which the generated baryon asymmetry depends upon. Although reasonable assumptions about the Higgs profiles along the wall have been done, as e.g. kinks or sinusoidal patterns interpolating between the broken and the symmetric phases, as well as estimates on the value of δ based on purely potential energy considerations, it is clear that the reliability of those estimates as well as more precise computations of the baryon asymmetry should rely on realistic calculations of the Higgs profiles and the tunneling processes from the false to the true vacuum. Such a task, achieved in the case of one Higgs field in the Standard Model²⁹, has been recently done in the case of two Higgs doublets of the MSSM in^{30,31} by the present authors.

In this talk we will review the impact of two-loop corrections in the MSSM effective potential both for the strength of the phase transition and for the calculation of the bubble parameters. We will show that they produce an enhancement of both the strength of the phase transition (leading to the possibility of encompassing higher values of the Higgs mass) and of the amount of generated baryon asymmetry (leading to alleviated bounds on the value of the CP-violating parameters).

2 Phase transition: two-loop enhancement

The possibility of achieving, in the MSSM, a strong-enough phase transition for not washing out any previously generated baryon asymmetry, characterized by the condition

$$v(T_c) = T_c > 1 \quad ; \quad (1)$$

has been recently strengthened by three facts:

The presence of light \tilde{g} (with small mixing \tilde{A}_t) considerably enhances the strength of the phase transition^{10,11;12,13}. This is the so-called light stop scenario.

Two-loop corrections enhance the phase transition in the SM⁵, and in the MSSM^{17;18;19;20}.

The validity of perturbation theory, and in particular the results of two-loop calculations, for the light stop scenario has been recently confirmed by non-perturbative results³².

In Fig. 1, left panel, we show the two- and one-loop approximation for the order parameter $v(T_c)=T_c$ as a function of m_A for the values of supersymmetric parameters which are indicated in the caption. We can see that the one-loop approximation does not satisfy condition (1), and the corresponding case would be ruled out, while the two-loop approximation does; two-loop corrections are able to rescue this case.

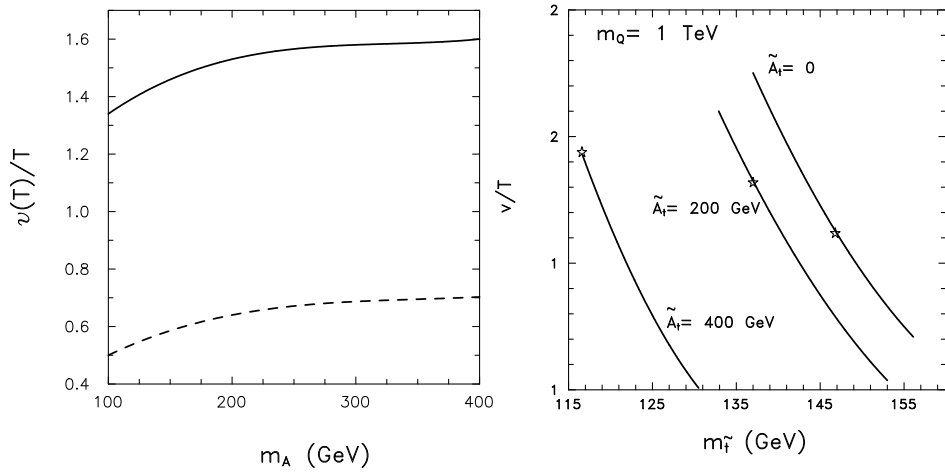


Figure 1: Left panel: $v(T_c)=T_c$ as a function of m_A in the two-loop (solid) and one-loop (dashed) approximations for $m_0 = 1$ TeV, $\tan \beta = 2.5$, $m_R = 150$ GeV and $A_t = 0$. Right panel: $v(T_c)=T_c$ as a function of $m_{\tilde{t}}$ for $m_0 = 1$ TeV, $\tan \beta = 3$ and various values of the mixing. The value of the Higgs mass varies between 90 and 95 GeV.

However the price the light stop scenario has to pay is that it may require moderately negative values of the supersymmetric parameter $m_{\tilde{U}}^2$ and then, apart from the electroweak minimum along the Higgs direction, another color breaking minimum along the $U(1)_R$ direction might appear. Therefore both directions should be studied at finite temperature. A preview of our results is shown in Fig. 1, right panel, where $v(T_c)=T_c$ is plotted versus

Table 1: Mass spectrum along the U direction.

eld	d.o.f.	mass ²
4 gluons	12	$g_s^2 U^2=2$
1 gluon	3	$2g_s^2 U^2=3$
1 B gauge boson	3	$g^2 U^2=9$
5 squark-goldstones	5	$m_U^2 + g_s^2 U^2=3$
1 squark	1	$m_H^2 + g_s^2 U^2$
4 \mathcal{G}_L Higgs	4	$m_H^2=2 + h_t^2 \sin^2 U^2$
2 Dirac fermions (t_L, \bar{t}_R)	8	$^2 + h_t^2 U^2$

$m_{\mathcal{G}_L}$ for different values of the mixing parameter. We can see that, as anticipated, $v(T_c)=T_c$ increases when the stop-right mass decreases, for all values of \mathcal{F}_t . However, for given values of $m_{\mathcal{G}_L}$, which are indicated with a star in the plot, the electroweak minimum stops being the true minimum at the temperature T_c and the phase transition proceeds first toward the color breaking minimum along the U direction. For instance for $\mathcal{F}_t = 0$ this happens at $m_{\mathcal{G}_L} = 147$ GeV, while for $\mathcal{F}_t = 400$ GeV it happens at $m_{\mathcal{G}_L} = 117$ GeV. Moreover all lines stop at some value of $m_{\mathcal{G}_L}$ where the electroweak minimum becomes unstable.

To systematically analyze the different possibilities we have computed the two-loop effective potential along the \mathcal{G}_L and U directions and compared their cosmological evolutions with T. The two-loop effective potential along the \mathcal{G}_L direction was carefully studied in Refs. [17;18]. The one-loop correction is dominated by the exchange of the top/stop sector while the two-loop effective potential is given by two-loop diagrams with stops and gluons, as well as one-loop diagrams with the stop thermal counterterm. The two-loop effective potential along the U direction was studied in Refs. [19;20]. The mass spectrum is given in table 1, where we have considered small mixing $\mathcal{F}_t=m_0$ and large gluino masses. The one-loop diagrams correspond to the propagation of gluons, squarks and Higgses as well as Dirac fermions. The leading two-loop contributions correspond to sunset and figure-eight diagrams with the elds of table 1 propagating, as well as one-loop diagrams with thermal counterterms insertions corresponding to gluons and squarks.

For a given value of the supersymmetric parameters we have computed T_c , the critical temperature along the \mathcal{G}_L direction, and T_c^U , the critical temperature along the U direction. The comparison of them will provide information about the cosmological evolution of the system. We have plotted in Fig. 2 the critical

temperatures as a function of $m_{\tilde{e}_L}$ for the values of the supersymmetric parameters indicated in the caption, and for different values of the mixing parameter \tilde{A}_t . For a given point the phase transition will happen first along the direction whose critical temperature is higher. Then for $\tilde{A}_t = 0$ the phase transition will proceed along the (U) direction for $m_{\tilde{e}_L} > 147$ GeV ($m_{\tilde{e}_L} < 147$ GeV). For $\tilde{A}_t = 200$ GeV the phase transition will proceed along the (U) direction for $m_{\tilde{e}_L} > 137$ GeV ($m_{\tilde{e}_L} < 137$ GeV), and for $\tilde{A}_t = 400$ GeV the phase transition will proceed always along the (U) direction. These results are in agreement with those of Fig. 1.

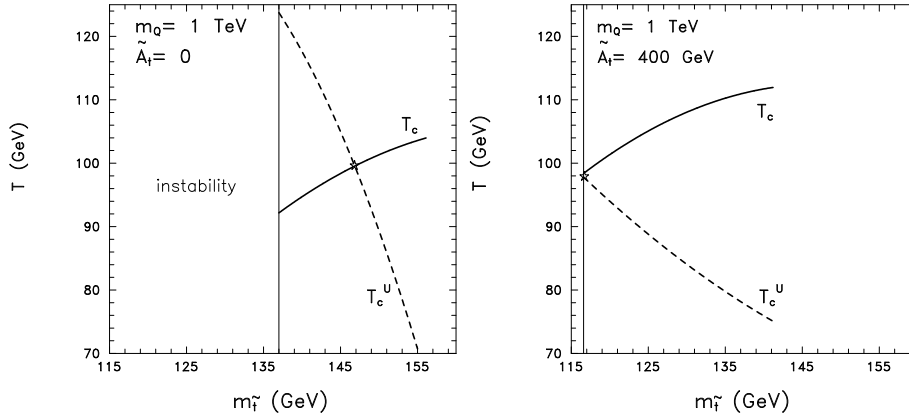


Figure 2: Plot of the critical temperatures T_c and T_c^U for $m_0 = 1$ TeV, $\tan \beta = 3$ and: $\tilde{A}_t = 0$, $m_H = 89$ GeV, left panel; and, $\tilde{A}_t = 400$ GeV, $m_H = 94$ GeV, right panel.

Therefore, four different situations can arise:

- a) $T_c^U < T_c$ and $m_U < m_U^c$. $m_H^2 v^2 g_s^2 = 12^{1=4} 12$. In this case the phase transition proceeds first along the (U) direction and the field remains at the electroweak minimum forever. This region is called stability region.
- b) $T_c^U < T_c$ and $m_U > m_U^c$. In this region the electroweak minimum is metastable (metastability region). It can be physically acceptable provided that its lifetime is larger than the age of the universe at this temperature: $\tau_U < H^{-33}$.
- c) $T_c^U > T_c$ and $m_U < m_U^c$. In this case the U-phase transition happens first and therefore it is physically acceptable provided that the lifetime is

shorter than the age of the universe: $\tau_U \lesssim H^{-1}$ ³⁴. This region is called two step region.

d) $T_c^U > T_c$ and $m_U > m_U^c$. This is the region of instability of the electroweak minimum. It is absolutely excluded.

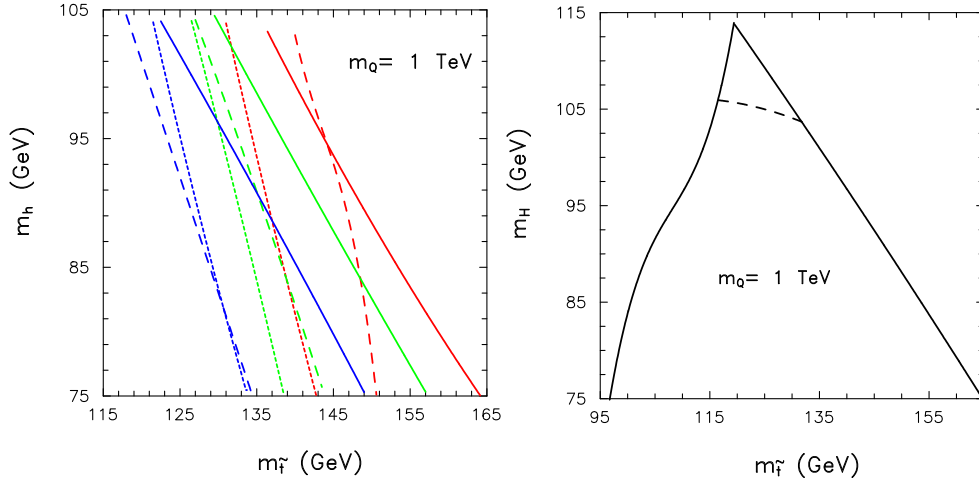


Figure 3: Left panel: values of m_h, m_t for which $v(T_c) = T_c = 1$ (solid line), $T_c^U = T_c$ (dashed line), $m_U = m_U^c$ (short-dashed line), for $m_Q = 1$ TeV and $\tilde{A}_t = 0; 200; 300$ GeV. The region on the left of the solid line is consistent with a strongly first order phase transition. A two step phase transition may occur in the regions on the left of the dashed line, while on the left of the short-dashed line, the physical vacuum at $T = 0$ becomes metastable. The region on the left of both the dashed and short-dashed lines leads to a stable color breaking vacuum state at zero temperature and is hence physically unacceptable. Right panel: The absolute region of stability in the (m_h, m_t) plane, for $m_Q = 1$ TeV (below the dashed line) and for higher values of m_Q , a few TeV (the region inside the solid lines).

Fig. 3, left panel, shows the region of parameter space consistent with a sufficiently strong phase transition for $m_Q = 1$ TeV, $\tilde{A}_t = 0; 200; 300$ GeV. For low values of the mixing, $\tilde{A}_t < 200$ GeV, case a) or c) may occur but, contrary to what happens at one-loop, case b) is not realized. For the case of no mixing, this result is in agreement with the analysis of¹⁹. The region of absolute stability of the physical vacuum for $\tilde{A}_t \neq 0$ is bounded to values of the Higgs mass of order 95 GeV. There is a small region at the right of the solid line, in which a two-step phase transition may take place, for values of the parameters which would lead to $v = T < 1$ for $T = T_c$, but may evolve to larger values at some $T < T_c$ at which the second of the two step phase transition into the

physical vacuum takes place. This region disappears for larger values of the stop mixing mass parameter. For values of the mixing parameter \tilde{A}_t between 200 GeV and 300 GeV, both situations, cases b) and c) may occur, depending on the value of $\tan \beta$. For large values of the stop mixing, $\tilde{A}_t > 300$ GeV, a two-step phase transition does not take place. Fig. 3, right panel, shows the absolute region of stability for $m_0 \leq 1$ TeV, below the dashed line, where we can see an absolute upper bound on the Higgs mass ≤ 105 GeV. If we relax the condition on m_0 and allow for values $\sim 2-3$ TeV, then we get the bound, corresponding to the region inside the solid lines, ≤ 115 GeV³⁵.

3 Electroweak baryogenesis: two-loop enhancement

The CP violating current hJ_{CP} has been computed using triangle diagrams in a Higgs insertion expansion^{22,25}. Two kinds of diagrams are considered: stop mediated and Higgsino-gaugino mediated ones. We find the former negligible due to the fact that we are considering left-handed stops much heavier than the temperature and therefore decoupled from the thermal bath. The latter are found to be dominant and the amount of generated baryon asymmetry is found, after taking for simplicity the thick wall limit, $t_i = L_i = v_i \int_{-\infty}^{\infty} dt = \frac{1}{v_i}$, where v_i is the wall velocity, as:

$$\frac{n_B}{s} \approx f(m_0; m_{\tilde{e}}, m_{\tilde{\mu}}, m_{\tilde{\nu}_\tau}, m_{\tilde{g}}, m_{\tilde{u}}, m_{\tilde{d}}, m_{\tilde{t}}, m_{\tilde{b}}) \frac{v^2(T_c)}{T_c^2} \quad (T_c) \quad (2)$$

where $h \int_{-\infty}^{\infty} dt$ is the integral of the Higgs profile along its radial coordinate, $\int_{-\infty}^{\infty} dt$ the variation of the angle $\theta(t)$ along the bubble wall and the function f comes from the integral of the Feynman diagrams and integration of the diffusion equations. In this way the main dependence on the phase transition is concentrated on the parameter (T_c) .

We have computed the bubble solutions of the MSSM³⁰ using, for the sake of comparison, the one- and two-loop effective potential. We have confirmed the goodness of the thick wall approximation ($L_i T_c \gg 10 v_i$) and found, on n_B/s , a two-loop enhancement, with respect to the one-loop result, which goes between one and two orders of magnitude.

In Fig. 4, left panel, we plot (T_c) for the values of the supersymmetric parameters indicated in the figure caption. The solid line is the result of our numerical calculation and the diamond corresponds to the actual value of the critical temperature for the considered case. For the sake of comparison we also plot (dashed line) the result assuming that the bubble solution proceeds along the path of minimal potential energy. We can see that there can be a

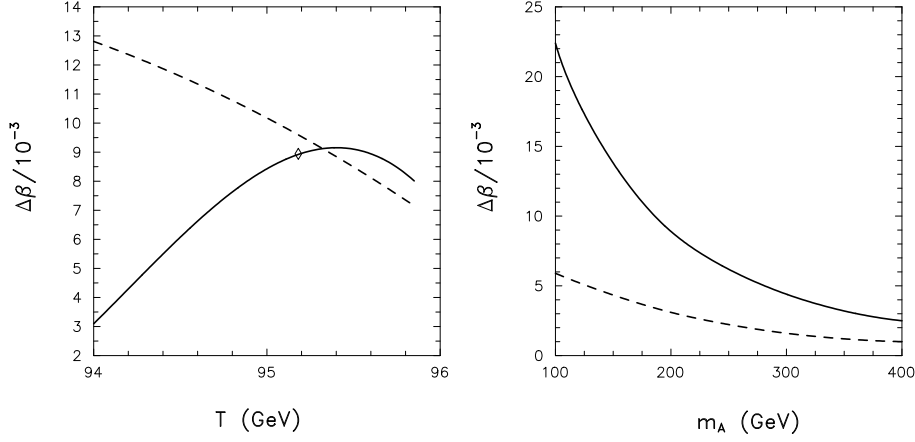


Figure 4: Left panel: the parameter $\Delta\beta$ as a function of the temperature, for $m_0 = 1$ TeV, $\tan\beta = 2.5$, $A_t = 0$, $m_{\tilde{e}} = 150$ GeV and $m_A = 200$ GeV, from our numerical calculations (solid curve) and as obtained by pure potential energy considerations (dashed curve). The diamond indicates the value of the critical temperature for the considered case. Right panel: the parameter $\Delta\beta$ in the two-loop (solid curve) and one-loop (dashed curve) approximations for the same values of the supersymmetric parameters.

large deviation between both results, the responsibility being the contribution of the kinetic energy to the total action. In Fig. 4, right panel, we plot the parameter $\Delta\beta$ (T_c) as a function of m_A in the two-loop (solid line) and one-loop (dashed line) approximations. Notice that the value of T_c , as well as $\Delta\beta$, is different from point to point, for different values of m_A . We can see that the ratio $\Delta\beta_{2L} = \Delta\beta_{1L}$ varies from 3.6, for $m_A = 100$ GeV, to 2.5, for $m_A = 400$ GeV. This enhancement, along with the two-loop enhancement that we obtained for the quantity $v^2 = T^2$, that can be quantified from Fig. 1 as 6.7 for $m_A = 100$ and 5.2 for $m_A = 400$ GeV, provides a total enhancement in $n_B = s$, see Eq. (2), which can go from 24, for $m_A = 100$ GeV, to 13, for $m_A = 400$ GeV.

Since the function f in Eq. 2 goes linear in θ_m (the phase of the complex μ), this enhancement translates into a smaller value for θ_m if we fix $n_B = s$ to its experimental value. Therefore the value of θ_m in the two-loop approximation is smaller than the corresponding one in the one-loop approximation, for a fixed value of $n_B = s$. This is shown in Fig. 5, left panel, which is based on our numerical solutions³⁰ and shows a two-loop enhancement 22 for $m_A = 100$ GeV, and 13 for $m_A = 400$ GeV, in agreement with our previous rough estimates. The corresponding prediction for θ_m from (2)²² is shown in Fig. 5,

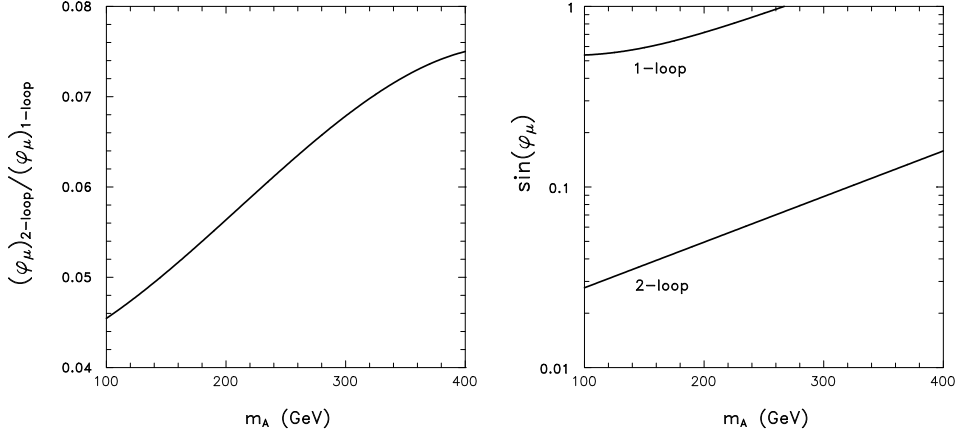


Figure 5: Left panel: the two-to-one loop ratio (two-loop enhancement) of g' for the same values of supersymmetric parameters as in Fig. 4. Right panel: two- and one-loop calculations of the CP violating parameter ϕ' as obtained by fixing n_B to its experimental value and using the calculation of (2).

right panel where we can see that the CP violating parameter can be much smaller than that predicted by the one-loop approximation.

4 Conclusions

Our results seem to point toward electroweak baryogenesis in the MSSM. There is a baryogenesis window in the $(m_H, m_{\tilde{e}})$ plane summarized as:

The Higgs mass is constrained to $m_H < 105$ GeV for $m_{\tilde{Q}} < 1$ TeV. This constrain can be relaxed if we allow left-handed stop masses to go to the few TeV range, in which case the bound is $m_H < 115$ GeV. We can compare these numbers with the experimental bounds on the Higgs mass at LEP.

- { The present LEP bound is 95 GeV.
- { At the end of the present run at LEP the bound on m_H will increase to 100 GeV.
- { The LEP upgrade at $\sqrt{s} = 200$ GeV, in 1999-2000, will explore the Higgs mass up to 105-110 GeV.

As a consequence LEP will cover most of the Higgs window allowed by baryogenesis.

The stop mass is bounded to lie in the range $100 \text{ GeV} < m_{\tilde{e}} < m_t$. The lower bound can be relaxed a bit (to 80 GeV) if metastability solutions are satisfactory³³. A wide region of stop masses will be tested at the next Tevatron run (starting end 1999). The whole region will be tested at TeV 33.

To conclude, baryogenesis at the MSSM seems to be viable and provides a very special window in the space of supersymmetric parameters. This scenario will be tested in the near future by collider experiments.

Acknowledgments

We warmly thank our collaborators M. Carena, J. Moreno, A. Riotto, I. Vilja and C. Wagner, with whom recent works on the subject have been done. This work is partly supported by CICYT (Spain) under contract AEN 98-0816.

References

1. A. D. Sakharov, JETP Lett. 91B (1967) 24
2. For reviews, see: A. G. Cohen, D. B. Kaplan and A. E. Nelson, Annu. Rev. Nucl. Part. Sci. 43 (1993) 27; M. Quiros, Helv. Phys. Acta 67 (1994) 451; V. A. Rubakov and M. E. Shaposhnikov, Phys. Usp. 39 (1996) 461–502 [hep-ph/9603208]; M. Quiros, hep-ph/9901312
3. G. W. Anderson and L. J. Hall, Phys. Rev. D 45 (1992) 2685
4. M. E. Carrington, Phys. Rev. D 45 (1992) 2933; M. Dine, R. G. Leigh, P. Huet, A. Linde and D. Linde, Phys. Lett. B 283 (1992) 319; Phys. Rev. D 46 (1992) 550; P. A. Mold, Phys. Rev. D 46 (1992) 2628; J. R. Espinosa, M. Quiros and F. Zwirner, Phys. Lett. B 314 (1993) 206; W. Buchmüller, Z. Fodor, T. Helbig and D. Walliser, Ann. Phys. 234 (1994) 260
5. J. Bagnasco and M. Dine, Phys. Lett. B 303 (1993) 308; P. A. Mold and O. Espinosa, Phys. Rev. D 47 (1993) 3546; Z. Fodor and A. Hebecker, Nucl. Phys. B 432 (1994) 127
6. K. Kajantie, K. Rummukainen and M. E. Shaposhnikov, Nucl. Phys. B 407 (1993) 356; Z. Fodor, J. Hein, K. Jansen, A. Jaster and I. Montvay, Nucl. Phys. B 439 (1995) 147; K. Kajantie, M. Laine, K. Rummukainen and M. E. Shaposhnikov, Nucl. Phys. B 466 (1996) 189; K. Jansen, Nucl. Phys. (Proc. Supl.) B 47 (1996) 196; K. Rummukainen, Nucl. Phys. (Proc. Supl.) B 53 (1997) 30
7. See e.g.: K. Kajantie, M. Laine, A. Rajantie, K. Rummukainen, M. T. Sypin, hep-ph/9809435; and references therein

8. G.R. Farrar and M.E. Shaposhnikov, Phys. Rev. Lett. 70 (1993) 2833 and (E): 71 (1993) 210; M.B. Gavela, P. Hernandez, J. Orloff, O. Pene and C. Quimbay, Mod. Phys. Lett. 9 (1994) 795; Nucl. Phys. B 430 (1994) 382; P. Huet and E. Sather, Phys. Rev. D 51 (1995) 379
9. G.F. Giudice, Phys. Rev. D 45 (1992) 3177; S. M. Yint, Phys. Lett. B 287 (1992) 325
10. J.R. Espinosa, M. Quiros and F. Zwimer, Phys. Lett. B 307 (1993) 106
11. A. Brignole, J.R. Espinosa, M. Quiros and F. Zwimer, Phys. Lett. B 324 (1994) 181
12. M. Carena, M. Quiros and C.E.M. Wagner, Phys. Lett. B 380 (1996) 81
13. D. Delepine, J.M. Gerard, R. Gonzalez Felipe and J. Weyers, Phys. Lett. B 386 (1996) 183
14. J.M. Moreno, D.H. O'Keefe and M. Quiros, Nucl. Phys. B 483 (1997) 267; Phys. Lett. B 395 (1997) 234
15. J. Cline and K. Kainulainen, Nucl. Phys. B 482 (1996) 73; Nucl. Phys. B 510 (1998) 88-102
16. M. Laine, Nucl. Phys. B 481 (1996) 43; M. Losada, Phys. Rev. D 56 (1997) 2893; preprint [hep-ph/9612337]; G. Farrar and M. Losada, Phys. Lett. B 406 (1997) 60
17. J.R. Espinosa, Nucl. Phys. B 475 (1996) 273
18. B. de Carlos and J.R. Espinosa, Nucl. Phys. B 503 (1997) 24
19. D. Bodeker, P. John, M. Laine and M.G. Schmidt, Nucl. Phys. B 497 (1997) 387
20. M. Carena, M. Quiros and C.E.M. Wagner, Nucl. Phys. B 524 (1998) 3, [hep-ph/9710401]
21. M. Dine, P. Huet, R. Singleton Jr. and L. Susskind, Phys. Lett. B 257 (1991) 351; A. Cohen and A.E. Nelson, Phys. Lett. B 297 (1992) 111; P. Huet and A.E. Nelson, Phys. Lett. B 355 (1995) 229; Phys. Rev. D 53 (1996)
22. M. Carena, M. Quiros, A. Riotto, I. Vilja and C.E.M. Wagner, Nucl. Phys. B 503 (1997) 387 [hep-ph/9702409]
23. J. Cline, M. Joyce and K. Kainulainen, Phys. Lett. B 417 (1998) 79
24. T. Muta, I. Vilja, Phys. Lett. B 411 (1997) 301
25. A. Riotto, Int. J. Mod. Phys. D 7 (1998) 815
26. M. Wroth, Phys. Rev. D 56 (1997) 2010
27. M. Carena and C.E.M. Wagner, preprint FERMILAB-PUB-97-095-T, [hep-ph/9704347], in Perspectives on Higgs Physics II', ed. G. Kane, World Scientific, Singapore, 1997
28. H. Davoudiasl, K. Rajagopal and E. Westphal, Nucl. Phys. B 515 (1998) 384

29. Y. Brihaye and J. Kunz Phys. Rev. D 48 (1993) 3884
30. J.M. Moreno, M. Quiros and M. Seco, Nucl. Phys. B 526 (1998) 489
31. J. Cline and G.D. Moore, Phys. Rev. Lett. 81 (1998) 3317
32. M. Laine and K. Rummukainen, Phys. Rev. Lett. 80 (1998) 5259;
Nucl. Phys. B 535 (1998) 423
33. J. Moreno, M. Quiros and M. Seco, in preparation.
34. J.M. Cline, G.D. Moore, G. Servant, e-print hep-ph/9902220
35. J.M. Cline, in these proceedings, e-print hep-ph/9902328